Oscoda Area PFAS Surface and Pore Water Sampling Data Summary Report

Michigan Department of Environment, Great Lakes, and Energy

Project number: 60518528

June 10, 2020

Prepared for:

Michigan Department of Environment, Great Lakes, and Energy
Superfund Section, Remediation and Redevelopment Division
525 West Allegan Street
Lansing, MI 48909

Prepared by:

AECOM
3950 Sparks Drive Southeast
Grand Rapids, MI 49546
aecom.com

Copyright © 2020 by AECOM

All rights reserved. No part of this copyrighted work may be reproduced, distributed, or transmitted in any form or by any means without the prior written permission of AECOM.

Table of Contents

1. Introduction 1
2. Methods 1
   2.1 Sampling Locations 1
   2.2 Surface Water Sampling 1
   2.3 Pore Water Sampling 1
   2.4 Foam Sampling 2
3. Results 2
   3.1 Surface Water Sampling 2
   3.2 Pore Water Sampling 2
   3.3 Foam Sampling 2
4. References 3

Figure

Figure 1. Sample Locations
Figure 2. Van Etten Lake Sample Locations
Figure 3. Au Sable River and Clark's Marsh Sample Locations

Tables

Table 1. Water Quality Parameters
Table 2. Analytical Results

Appendices

Appendix A. Surface Water Sampling Plan
Appendix B. Sampling Forms
Appendix C. Final Laboratory Reports

1. Introduction

Since 2010, concentrations of compounds included in a class of emerging contaminants, per and polyfluroalkyl substances (PFAS), have been detected in samples of groundwater, surface-water, soil, sediment, and biota at and near the former Wurtsmith Air Force Base (WAFB). PFAS compounds have also been detected in potable water wells beyond the WAFB property boundaries.

The detection of PFAS compounds outside the former base prompted the Michigan Department of Environment Great Lakes and Energy (EGLE) to sample residential drinking water wells, municipal water supply wells, and to perform subsurface investigations. In June of 2018, EGLE approved a sampling plan (**Appendix A**), that included the collection of surface water and pore water, to further understand and evaluate the nature and location of PFAS compounds in surface water beyond the WAFB property boundaries.

This Data Summary Report (Report) has been prepared to summarize the surface and pore water analytical data from the Oscoda Area PFAS Surface Water Sampling event that took place during August and September of 2018. The sampling area included surface waters located around WAFB in Oscoda and Au Sable Townships, Iosco County, Michigan.

Subsequent investigations lead by EGLE for the Oscoda area include the Groundwater Flow-Direction Technical Memorandum (AECOM, 2020), and Oscoda Area Surface Water Sampling Data Summary Report (AECOM, 2020). Additionally, these EGLE led investigations were used in the development of an Oscoda Area Conceptual Site Model (CSM) the latest version of which was presented on July 21, 2020 (MPART, 2020). EGLE continues to conduct sampling in the Oscoda and Au Sable Township areas. Concurrently, the Air Force has conducted phases of the PFOS/PFOA CERCLA Site Inspection on the former WAFB and has plans to initiate a base-wide Remedial Investigation in 2020.

2. Methods

2.1 Sampling Locations

The Surface Water Sampling Plan (**Appendix A**) included two sampling programs, a base program and a full program. EGLE requested AECOM to perform the Base Program (**Appendix A - Section 2.3**) for the sampling event and requested that samples be collected from an additional 5 locations not included in the base plan. **Figure 1** shows all locations where surface water and pore water were collected during the sampling event.

2.2 Surface Water Sampling

Surface water samples were collected as described in **Appendix A - Section 2.4.1**. In addition to sample collection, one set of water quality parameters (temperature, specific conductance, pH, dissolved oxygen, oxidation-reduction potential, and turbidity) was recorded per sample as described in **Appendix A - Section 2.4.4**. The recorded water quality parameters are summarized in **Table 1**. Sample-specific log sheets completed in the field are included in **Appendix B**.

2.3 Pore Water Sampling

Surface water samples were collected as described in **Appendix A - Section 2.4.1**. In addition to sample collection, one set of water quality parameters (temperature, specific conductance, pH, dissolved oxygen, oxidation-reduction potential, and turbidity) was recorded per sample as described in **Appendix A - Section 2.4.4**. The recorded water quality parameters are summarized in **Table 1**. Sample-specific log sheets completed in the field are included in **Appendix B**.

2.4 Foam Sampling

Foam was only observed once during this sampling event. The foam sample was collected as described in **Appendix A - Section 2.4.3**. In addition to foam sample collection, a corresponding surface water sample was collected that included one set of water quality parameters (temperature, specific conductance, pH, dissolved oxygen, oxidation-reduction potential, and turbidity) as described in **Appendix A - Section 2.4.4**. The foam sampling information was documented on sample-specific log sheets and included in **Appendix B**.

3. Results

3.1 Surface Water Sampling

A total of 21 surface water samples were collected from surface water bodies adjacent to the former WAFB. **Figure 2** shows the location of surface water samples taken from Van Etten Lake and Van Etten Creek. **Figure 3** shows the location of surface water samples collected along the Au Sable River, Clark's Marsh, and other wetland areas south of the former WAFB. **Table 1** presents the water quality reading prior to sample collection. **Table 2** presents surface water sample analytical results. The final laboratory analytical reports are included in **Appendix C**.

3.2 Pore Water Sampling

A total of 29 pore water samples were collected where groundwater was inferred, using field observations and measured water quality data, to be discharging into surface water bodies adjacent to the former WAFB. **Figure 2** shows the location of pore water samples taken from Van Etten Lake and Van Etten Creek. **Figure 3** shows the location of pore water samples collected along the Au Sable River, Clark's Marsh, and other wetland areas south of the former WAFB. **Table 1** presents the water quality reading prior to sample collection. **Table 2** presents pore water sample analytical results. The final laboratory analytical reports are included in **Appendix C**.

3.3 Foam Sampling

Only one foam sample was collected during this sampling event. **Figure 2** shows the location of this foam sample, which was collected near the Department of Natural Resources boat launch on Van Etten Lake. **Table 2** presents the foam sample analytical results. The final laboratory analytical report is included in **Appendix C**.

4. References

AECOM. 2020. Groundwater Flow Direction Evaluation East Side of Van Etten Lake Technical Memorandum.

AECOM. 2020. Oscoda Area PFAS Surface Water Sampling Data Summary Report.

MPART Oscoda Virtual Town Hall Meeting, July 2020. Final Oscoda Public Meeting CSM Presentation.pdf. https://www.michigan.gov/pfasresponse/0,9038,7-365-86511_82704_83952-455897--,00.html

Figures

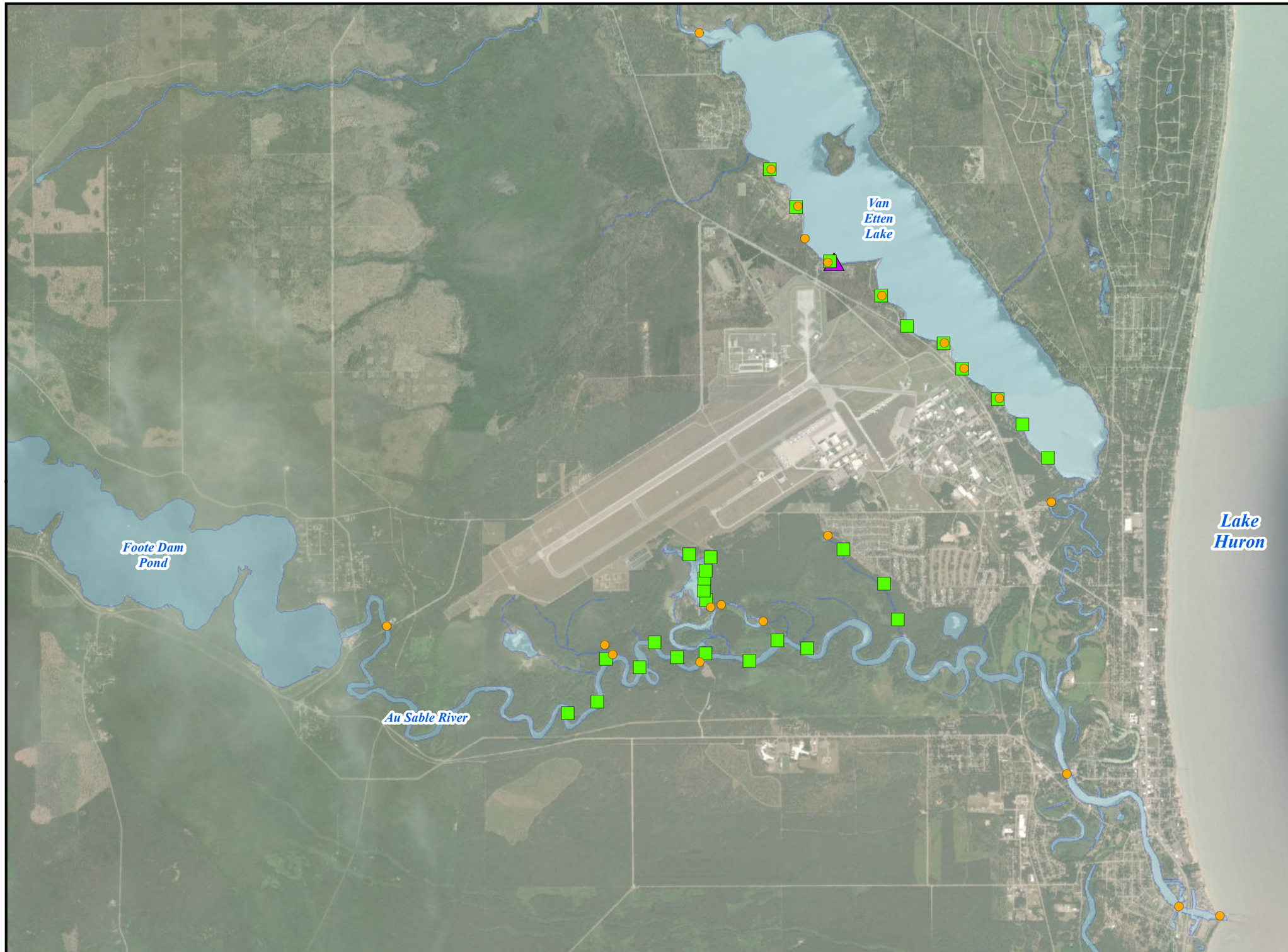

EGLE

7/28/2020

Legend

- Surface Water Sample
- Pore Water Sample
- Foam Sample

FIGURE 1
SURFACE WATER, PORE WATER, AND FOAM SAMPLE LOCATIONS
AUGUST/SEPTEMBER 2018

FORMER WURTSMITH AIR FORCE BASE AND OSCODA AREA IOSCO COUNTY, MICHIGAN

N

0 3,400 6,800
Feet

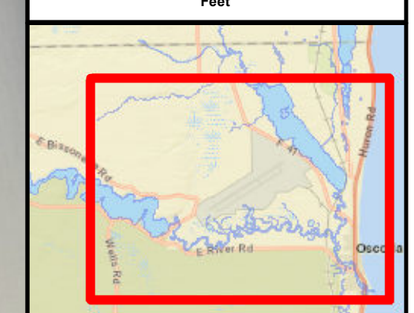

L:\DCS\GIS\ArcMap_GeoDB_Projects\ENV\GIS_Data\GIS\Wurtsmith_AFB\Wurtsmith_GIS\MXDs\Surface_water\SW_PW_Sampling_Aug_Sept_2018_11x17.mxd

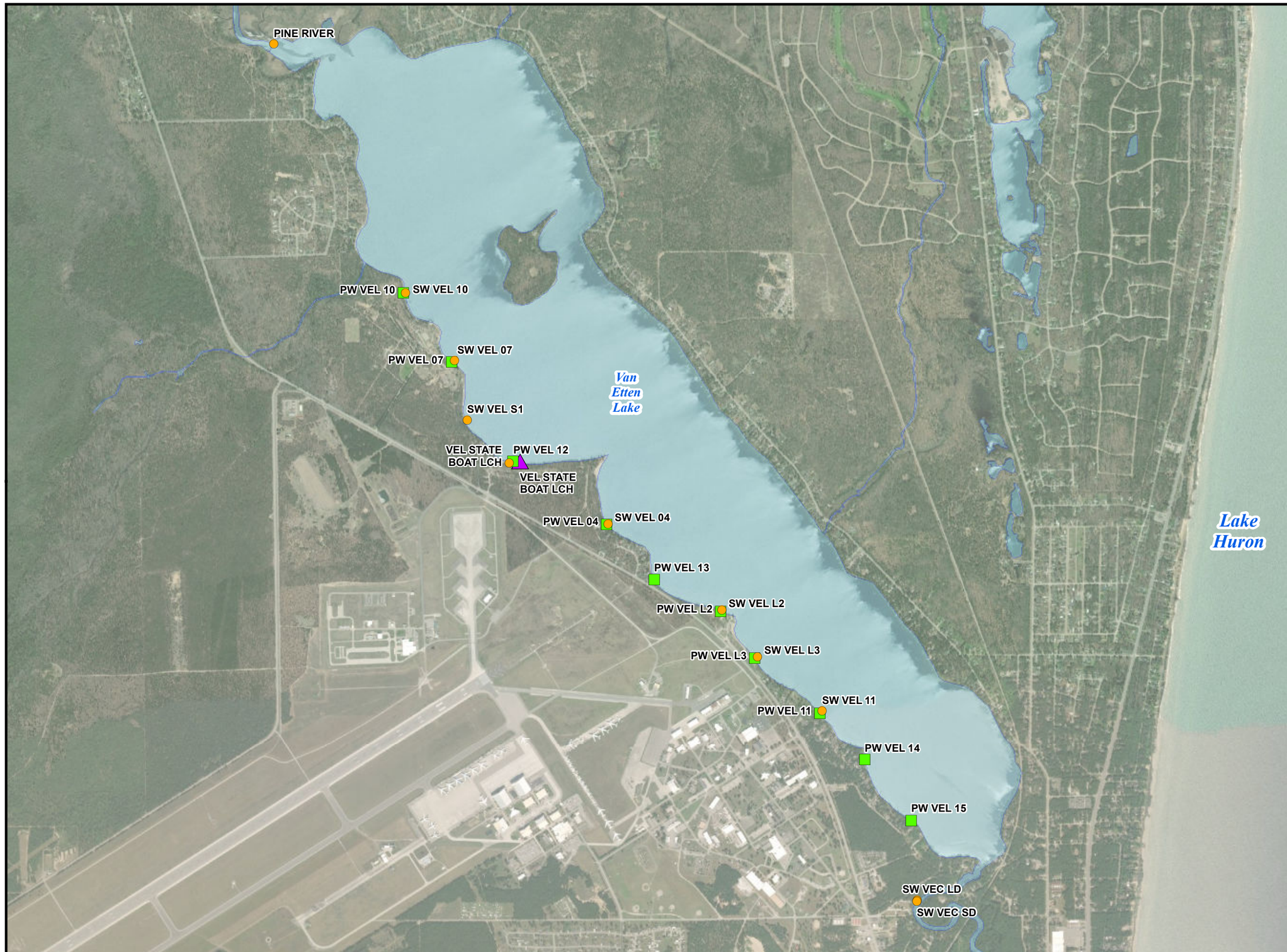

EGLE

7/28/2020

Legend

- Surface Water Sample
- Pore Water Sample
- Foam Sample

FIGURE 2
SURFACE WATER, PORE WATER, AND FOAM SAMPLE LOCATIONS AUGUST/SEPTEMBER 2018

FORMER WURTSMITH AIR FORCE BASE AND OSCODA AREA IOSCO COUNTY, MICHIGAN

N

0 1,800 3,600
Feet

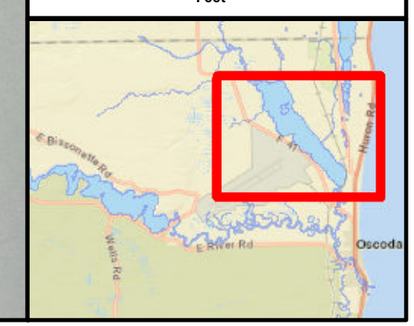

L:\DCS\GIS\ArcMap_GeoDB_Projects\ENV\GIS_Data\GIS\Wurtsmith_AFB\Wurtsmith_GIS\MXDs\Surface_water\Figure2_SW_PW_Sampling_VanEtten_Aug_Sept_2018_11x17.mxd

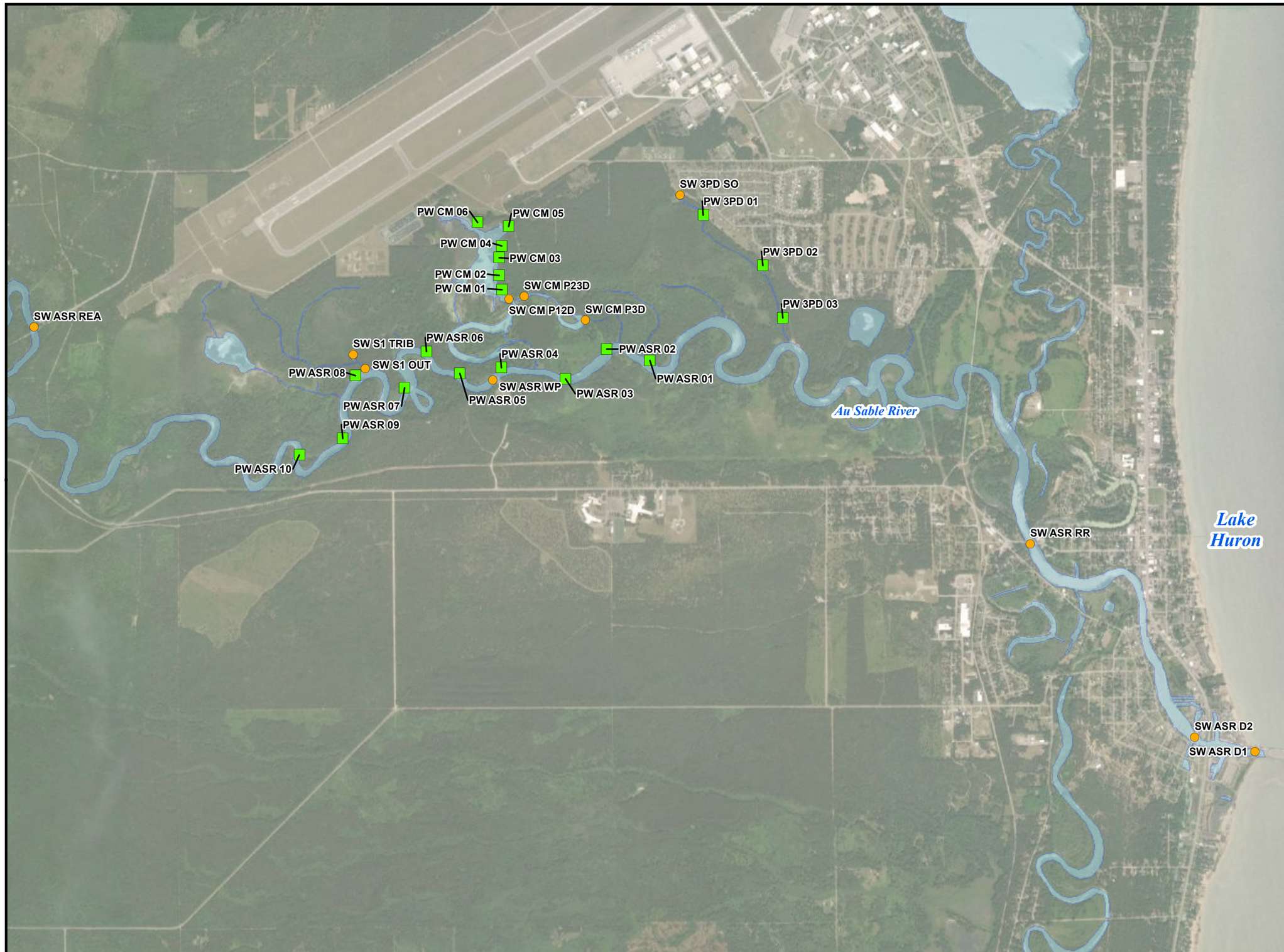

EGLE

7/28/2020

Legend

- Surface Water Sample
- Pore Water Sample

FIGURE 3
SURFACE AND PORE WATER SAMPLE LOCATIONS AUGUST/SEPTEMBER 2018

FORMER WURTSMITH AIR FORCE BASE AND OSCODA AREA IOSCO COUNTY, MICHIGAN

N

0 2,300 4,600
Feet

L:\DCS\GIS\ArcMap_GeoDB_Projects\ENV\GIS_Data\GIS\Wurtsmith_AFB\Wurtsmith_GIS\MXDs\Surface_water\Figure3_SW_PW_Sampling_AuSable_Aug_Sept_2018_11x17.mxd

Tables

Table 1
Water Quality Parameters
Oscoda and Au Sable Townships
Iosco County, Michigan
60518528

Location ID	Sample Type	Date	Temperature	Specific Conductivity	Dissolved Oxygen	pH	Oxidation Reduction Potential	Turbidity
			°C	uS/cm	mg/L	SU	mV	NTU
Pine River	Surface Water	8/27/2018	20.7	0.383	6.35	5.45	220.8	7.23
PW VEL 10	Pore Water	8/27/2018	13.2	0.470	3.89	5.14	229.5	2
SW VEL 10	Surface Water	8/27/2018	23.6	0.323	8.23	5.75	186.2	3
PW VEL 07	Pore Water	8/27/2018	14.7	0.272	9.96	4.96	170.0	15
SW VEL 07	Surface Water	8/27/2018	23.8	0.324	8.35	5.42	158.7	4
SW VEL S1	Surface Water	8/28/2018	22.7	0.328	6.53	7.90	158.8	7
PW VEL 12	Pore Water	8/28/2018	14.9	0.351	7.06	7.53	181.1	1
PW VEL 04	Pore Water	8/28/2018	14.6	0.361	7.81	6.74	181.1	2
SW VEL 04	Surface Water	8/28/2018	23.1	0.322	7.83	7.97	146.3	3
PW VEL 13	Pore Water	8/28/2018	12.7	0.130	9.55	6.14	165.9	1
PW VEL L2	Pore Water	8/28/2018	16.5	0.547	1.56	7.20	113.2	3
SW VEL L2	Surface Water	8/28/2018	25.2	0.310	10.62	7.79	113.8	1
PW VEL L3	Pore Water	8/28/2018	19.6	0.391	3.95	7.20	109.9	12
SW VEL L3	Surface Water	8/28/2018	24.8	0.318	8.51	7.11	114.5	2
PW VEL 11	Pore Water	8/28/2018	20.6	0.600	5.68	6.96	136.3	6
SW VEL 11	Surface Water	8/28/2018	24.7	0.308	10.88	7.00	85.6	1
PW VEL 14	Pore Water	8/28/2018	20.3	0.410	2.81	6.24	144.1	14
SW ASR D1	Surface Water	8/29/2018	23.7	0.264	5.01	7.91	129.4	1.24
SW ASR D2	Surface Water	8/29/2018	23.8	0.264	5.44	7.35	103.5	1
SW ASR RR	Surface Water	8/29/2018	24.2	0.264	5.69	7.48	120.2	1
PW ASR 01	Pore Water	8/29/2018	23.3	0.780	0.52	7.19	-110.5	28
PW ASR 02	Pore Water	8/29/2018	22.8	0.550	0.43	7.49	-81.5	66
PW ASR 03	Pore Water	8/29/2018	21.9	0.860	0.68	7.30	95.6	57
PW ASR 04	Pore Water	8/29/2018	12.9	0.362	0.70	6.90	-50.0	4

Notes:
°C - Degrees Celsius
uS/cm - Micosiemens per centimeter
mg/L - Milligrams per Liter
SU - Standard Units
mV - Millivolts
NTU - Nephelometric Turbidity Units

Table 1
Water Quality Parameters
Oscoda and Au Sable Townships
Iosco County, Michigan
60518528

Location ID	Sample Type	Date	Temperature	Specific Conductivity	Dissolved Oxygen	pH	Oxidation Reduction Potential	Turbidity
			°C	uS/cm	mg/L	SU	mV	NTU
SW ASR REA	Surface Water	8/30/2018	23.1	0.271	7.02	--	58.5	1
PW VEL 15	Pore Water	8/30/2018	20.8	0.276	1.04	--	-128.2	1
SW CM P23D	Surface Water	8/30/2018	16.0	0.307	2.48	--	4.3	3
SW CM P12D	Surface Water	8/30/2018	22.7	0.283	11.55	--	47.3	3
SW CM P3D	Surface Water	8/30/2018	20.6	0.261	5.60	--	39.2	1
PW CM 01	Pore Water	8/31/2020	21.5	1.030	0.21	--	-66.7	17
PW CM 02	Pore Water	9/4/2018	16.3	0.279	1.00	7.40	119.6	2
PW CM 03	Pore Water	9/4/2018	15.2	0.292	0.41	7.51	117.7	1
PW CM 04	Pore Water	9/4/2018	17.7	0.301	0.27	6.84	46.6	7
PW CM 05	Pore Water	9/4/2018	13.7	0.306	0.15	7.43	-21.4	10
PW CM 06	Pore Water	9/4/2018	22.5	2.150	0.48	7.20	-23.6	4
SW 3PD 50	Surface Water	9/5/2018	11.9	0.211	8.86	7.79	70.1	2
PW 3PD 01	Pore Water	9/5/2018	13.5	0.313	9.33	7.72	51.7	1
PW 3PD 02	Pore Water	9/5/2018	14.0	0.353	1.14	7.24	22.7	1
PW 3PD 03	Pore Water	9/5/2018	17.5	0.600	0.28	7.20	-31.1	1
PW ASR 10	Pore Water	9/11/2018	18.4	0.580	0.06	7.04	-13.7	2
PW ASR 09	Pore Water	9/11/2018	19.0	0.322	0.25	7.49	-13.8	2
PW ASR 08	Pore Water	9/11/2018	17.8	0.590	0.05	7.72	-176.2	7
SW S1 Trib	Surface Water	9/11/2018	18.6	0.425	4.50	7.55	35.6	7
SW S1 Out	Surface Water	9/11/2018	19.9	0.400	7.80	7.84	14.5	4
PW ASR 07	Pore Water	9/11/2018	19.9	1.020	5.56	6.80	11.4	11
PW ASR 06	Pore Water	9/11/2018	17.3	0.555	0.22	7.08	-30.3	25
PW ASR 05	Pore Water	9/11/2018	17.8	0.527	0.10	7.08	-50.7	16
SW ASR WP	Surface Water	9/11/2018	22.1	0.299	8.60	8.21	12.9	2
SW VEL LD	Surface Water	9/11/2018	15.8	0.381	9.35	8.11	56.0	3
SW VEL SD	Surface Water	9/12/2018	7.4	0.408	7.78	7.43	83.6	9.00

Notes:
°C - Degrees Celsius
uS/cm - Micosiemens per centimeter
mg/L - Milligrams per Liter
SU - Standard Units
mV - Millivolts
NTU - Nephelometric Turbidity Units

Table 2
Analytical Results
Oscoda and Au Sable Townships
Iosco County, Michigan
60518528

Sample Location	PINE RIVER	PW VEL 10	SW VEL 10	PW VEL 07	SW VEL 07	SW VEL S1	PW VEL 12	PW VEL 04	SW VEL 04
Sample	SW1808271345RF	PW1808271430RF	SW1808271500RF	PW1808271520RF	SW1808271545RF	SW1808280930SK	PW1808281015SK	PW1808281050SK	SW1808281105SK
Sample Type	Surface Water	Pore Water	Surface Water	Pore Water	Surface Water	Surface Water	Pore Water	Pore Water	Surface Water
Date Sampled	8/27/2018	8/27/2018	8/27/2018	8/27/2018	8/27/2018	8/28/2018	8/28/2018	8/28/2018	8/28/2018
Lab Report	1802860	1802860	1802860	1802860	1802860	1802860	1802860	1802860	1802860
PFAS Compound									
Perfluorobutanoic acid (PFBA)	**2.34**	ND	**2.64**	ND	**2.96**	**2.67**	**3.86**	**3.80**	**2.79**
Perfluoropentanoic acid (PFPeA)	ND	ND	ND	ND	**1.52**	**1.68**	ND	**3.87**	**2.10**
Perfluorohexanoic acid (PFHxA)	ND	ND	**1.48**	ND	**1.47**	**1.58**	ND	**4.78**	**2.05**
Perfluoroheptanoic acid (PFHpA)	ND	ND	ND	ND	ND	ND	ND	**6.98**	ND
Perfluorooctanoic acid (PFOA)	ND	ND	**1.88**	ND	**1.83**	**1.88**	ND	ND	**2.15**
Perfluorononanoic acid (PFNA)	ND	ND	ND	ND	ND	ND	ND	ND	ND
Perfluorodecanoic acid (PFDA)	ND	ND	ND	ND	ND	ND	ND	ND	ND
Perfluoroundecanoic acid (PFUnA)	ND	ND	ND	ND	ND	ND	ND	ND	ND
Perfluorododecanoic acid (PFDoA)	ND	ND	ND	ND	ND	ND	ND	ND	ND
Perfluorotridecanoic acid (PFTrDA)	ND	ND	ND	ND	ND	ND	ND	ND	ND
Perfluorotetradecanoic acid (PFTeDA)	ND	ND	ND	ND	ND	ND	ND	ND	ND
Perfluorodecane sulfonic acid (PFDS)	ND	ND	ND	ND	ND	ND	ND	ND	ND
Perfluorobutane sulfonic acid (PFBS)	ND	ND	ND	ND	ND	ND	ND	ND	ND
Perfluoropentane sulfonic acid (PFPeS)	ND	ND	ND	ND	ND	ND	ND	ND	ND
Perfluorohexane sulfonic acid (PFHxS)	ND	ND	**4.54**	**7.57**	**4.98**	**4.60**	**17.10**	**20.90**	**6.69**
Perfluoroheptane sulfonic acid (PFHpS)	ND	ND	ND	ND	ND	ND	ND	ND	ND
Perfluorooctane sulfonic acid (PFOS)	ND	ND	**3.19**	ND	**2.92**	**3.16**	**5.59**	**9.94**	**17.50**
Perfluorononane sulfonic acid (PFNS)	ND	ND	ND	ND	ND	ND	ND	ND	ND
Perfluorooctanesulfonamide (PFOSA)	ND	ND	ND	ND	ND	ND	ND	ND	ND
4:2 Fluorotelomer sulfonic acid (4:2 FTS)	ND	ND	ND	ND	ND	ND	ND	ND	ND
6:2 Fluorotelomer sulfonic acid (6:2 FTS)	ND	ND	ND	ND	ND	ND	ND	ND	ND
8:2 Fluorotelomer sulfonic acid (8:2FTS)	ND	ND	ND	ND	ND	ND	ND	ND	ND
N-Ethyl Perfluorooctane sulfonamindo acetic acid (EtFOSAA)	ND	ND	ND	ND	ND	ND	ND	ND	ND
N-Methyl Perfluorooctane sulfonamide (MeFOSAA)	ND	ND	ND	ND	ND	ND	ND	ND	ND
PFOA+PFOS	ND	ND	**5.07**	ND	**4.75**	**5.04**	**5.59**	**9.94**	**19.65**
Total PFAS	**2.34**	ND	**13.73**	**7.57**	**15.68**	**15.57**	**26.55**	**50.27**	**33.28**

Notes:

Perfluoroalkyl Carboxylic Acids (PFCAs)
Perfluoroalkane Sulfonic Acids (PFSAs)
Perfluoroalkane Sulfonamides (FASAs)
Fluorotelomer Sulfonic Acids (FTSAs)
N-Ethyl Perfluoroalkane Sulfonamidoacetic Acids (EtFASAAs)
N-Methyl Perfluoroalkane Sulfonamidoacetic Acids (MeFASAAs)

N/A: Not Analyzed
All results reported in ng/L
ND: Below Detection Limit
12.1: Above Michigan GSI Criteria (12 ng/L)
Results exceed Michigan Residential Drinking Water Criteria (70 ng/L PFOA+PFOS)
*: Foam sample, Drinking water and GSI criteria not applicable

Table 2
Analytical Results
Oscoda and Au Sable Townships
Iosco County, Michigan
60518528

Sample Location	PW VEL 13	PW VEL L2	SW VEL L2	PW VEL L3	SW VEL L3	PW VEL 11	SW VEL 11	PW VEL 14
Sample	PW1808281320SK	PW1808281345SK	SW1808281405SK	PW1808281435SK	SW1808281500SK	PW1808281545SK	SW1808281610SK	PW1808281645SK
Sample Type	Pore Water	Pore Water	Surface Water	Pore Water	Surface Water	Pore Water	Surface Water	Pore Water
Date Sampled	8/28/2018	8/28/2018	8/28/2018	8/28/2018	8/28/2018	8/28/2018	8/28/2018	8/28/2018
Lab Report	1802860	1802860	1802860	1802860	1802860	1802860	1802860	1802860
PFAS Compound								
Perfluorobutanoic acid (PFBA)	ND	ND	**3.68**	ND	**4.09**	**6.98**	**3.02**	ND
Perfluoropentanoic acid (PFPeA)	**2.08**	ND	**5.19**	ND	**6.82**	**10.10**	**2.28**	ND
Perfluorohexanoic acid (PFHxA)	**2.58**	ND	**4.28**	ND	**5.71**	**12.60**	**2.14**	ND
Perfluoroheptanoic acid (PFHpA)	**1.74**	ND	**2.56**	ND	**3.39**	**2.48**	**1.50**	**1.77**
Perfluorooctanoic acid (PFOA)	**1.38**	ND	**5.41**	**4.86**	**7.89**	**6.05**	**2.58**	**4.41**
Perfluorononanoic acid (PFNA)	ND	ND	ND	ND	ND	ND	ND	ND
Perfluorodecanoic acid (PFDA)	ND	ND	ND	ND	ND	ND	ND	ND
Perfluoroundecanoic acid (PFUnA)	ND	ND	ND	ND	ND	ND	ND	ND
Perfluorododecanoic acid (PFDoA)	ND	ND	ND	ND	ND	ND	ND	ND
Perfluorotridecanoic acid (PFTrDA)	ND	ND	ND	ND	ND	ND	ND	ND
Perfluorotetradecanoic acid (PFTeDA)	ND	ND	ND	ND	ND	ND	ND	ND
Perfluorodecane sulfonic acid (PFDS)	ND	ND	ND	ND	ND	ND	ND	ND
Perfluorobutane sulfonic acid (PFBS)	ND	**2.04**	ND	**2.70**	ND	**14.90**	ND	**1.81**
Perfluoropentane sulfonic acid (PFPeS)	ND	ND	ND	ND	ND	**1.64**	ND	ND
Perfluorohexane sulfonic acid (PFHxS)	**12.60**	**26.90**	**21.00**	**48.40**	**25.40**	**19.80**	**6.33**	**4.91**
Perfluoroheptane sulfonic acid (PFHpS)	ND	ND	ND	ND	**2.33**	ND	ND	ND
Perfluorooctane sulfonic acid (PFOS)	ND	ND	**7.88**	**2.83**	**22.70**	ND	**4.38**	ND
Perfluorononane sulfonic acid (PFNS)	ND	ND	ND	ND	ND	ND	ND	ND
Perfluorooctanesulfonamide (PFOSA)	ND	ND	ND	ND	ND	ND	ND	ND
4:2 Fluorotelomer sulfonic acid (4:2 FTS)	ND	ND	ND	ND	ND	ND	ND	ND
6:2 Fluorotelomer sulfonic acid (6:2 FTS)	ND	ND	**2.02**	ND	**20.80**	ND	ND	ND
8:2 Fluorotelomer sulfonic acid (8:2FTS)	ND	ND	ND	ND	ND	ND	ND	ND
N-Ethyl Perfluorooctane sulfonamindo acetic acid (EtFOSAA)	ND	ND	ND	ND	ND	ND	ND	ND
N-Methyl Perfluorooctane sulfonamide (MeFOSAA)	ND	ND	ND	ND	ND	ND	ND	ND
PFOA+PFOS	**1.38**	ND	**13.29**	**7.69**	**30.59**	**6.05**	**6.96**	**4.41**
Total PFAS	**20.38**	**28.94**	**52.02**	**58.79**	**99.13**	**74.55**	**22.23**	**12.90**

Notes:

Perfluoroalkyl Carboxylic Acids (PFCAs)
Perfluoroalkane Sulfonic Acids (PFSAs)
Perfluoroalkane Sulfonamides (FASAs)
Fluorotelomer Sulfonic Acids (FTSAs)
N-Ethyl Perfluoroalkane Sulfonamidoacetic Acids (EtFASAAs)
N-Methyl Perfluoroalkane Sulfonamidoacetic Acids (MeFASAAs)

N/A: Not Analyzed
All results reported in ng/L
ND: Below Detection Limit
12.1: Above Michigan GSI Criteria (12 ng/L)
Results exceed Michigan Residential Drinking Water Criteria (70 ng/L PFOA+PFOS)
*: Foam sample, Drinking water and GSI criteria not applicable

Table 2
Analytical Results
Oscoda and Au Sable Townships
Iosco County, Michigan
60518528

Sample Location	SW ASR D1	SW ASR D2	SW ASR RR	PW ASR 01	PW ASR 02	PW ASR 03	PW ASR 04	SW ASR REA	PW VEL 15
Sample	SW1808291000GSC	SW1808291035GSC	SW1808291115GSC	PW1808291255GC	PW1808291430GC	PW1808291515GC	PW1808291545GC	SW1808300930GC	PW1808301215GC
Sample Type	Surface Water	Surface Water	Surface Water	Pore Water	Pore Water	Pore Water	Pore Water	Surface Water	Pore Water
Date Sampled	8/29/2018	8/29/2018	8/29/2018	8/29/2018	8/29/2018	8/29/2018	8/29/2018	8/30/2018	8/30/2018
Lab Report	1802860	1802860	1802860	1802861	1802861	1802861	1802861	1802887	1802887
PFAS Compound									
Perfluorobutanoic acid (PFBA)	ND	ND	ND	**5.15**	**32.90**	**12.70**	**25.70**	ND	**2.47**
Perfluoropentanoic acid (PFPeA)	ND	ND	ND	**8.64**	**113.00**	**35.10**	**87.60**	ND	ND
Perfluorohexanoic acid (PFHxA)	ND	ND	ND	**6.16**	**123.00**	**46.80**	**103.00**	ND	ND
Perfluoroheptanoic acid (PFHpA)	ND	ND	ND	**2.20**	**57.80**	**14.00**	**41.60**	ND	ND
Perfluorooctanoic acid (PFOA)	ND	ND	ND	ND	**121.00**	**48.40**	**111.00**	ND	ND
Perfluorononanoic acid (PFNA)	ND	ND	ND	ND	**3.51**	ND	**9.11**	ND	ND
Perfluorodecanoic acid (PFDA)	ND	ND	ND	ND	ND	ND	ND	ND	ND
Perfluoroundecanoic acid (PFUnA)	ND	ND	ND	ND	ND	ND	ND	ND	ND
Perfluorododecanoic acid (PFDoA)	ND	ND	ND	ND	ND	ND	ND	ND	ND
Perfluorotridecanoic acid (PFTrDA)	ND	ND	ND	ND	ND	ND	ND	ND	ND
Perfluorotetradecanoic acid (PFTeDA)	ND	ND	ND	ND	ND	ND	ND	ND	ND
Perfluorodecane sulfonic acid (PFDS)	ND	ND	ND	ND	ND	ND	ND	ND	ND
Perfluorobutane sulfonic acid (PFBS)	ND	ND	ND	**1.81**	**13.60**	**11.80**	**12.50**	ND	ND
Perfluoropentane sulfonic acid (PFPeS)	ND	ND	ND	ND	**19.00**	**16.40**	**13.90**	ND	ND
Perfluorohexane sulfonic acid (PFHxS)	**2.58**	**2.39**	**2.04**	**4.97**	**520.00**	**166.00**	**434.00**	ND	**5.57**
Perfluoroheptane sulfonic acid (PFHpS)	ND	ND	ND	ND	**18.20**	ND	**16.90**	ND	ND
Perfluorooctane sulfonic acid (PFOS)	**4.19**	**3.86**	**3.60**	ND	**557.00**	**11.50**	**1,290.00**	ND	**38.70**
Perfluorononane sulfonic acid (PFNS)	ND	ND	ND	ND	ND	ND	ND	ND	ND
Perfluorooctanesulfonamide (PFOSA)	ND	ND	ND	ND	ND	ND	**1.65**	ND	ND
4:2 Fluorotelomer sulfonic acid (4:2 FTS)	ND	ND	ND	ND	ND	ND	ND	ND	ND
6:2 Fluorotelomer sulfonic acid (6:2 FTS)	ND	ND	ND	ND	**65.10**	**11.40**	**62.90**	ND	ND
8:2 Fluorotelomer sulfonic acid (8:2FTS)	ND	ND	ND	ND	ND	ND	**2.14**	ND	ND
N-Ethyl Perfluorooctane sulfonamindo acetic acid (EtFOSAA)	ND	ND	ND	ND	ND	ND	ND	ND	ND
N-Methyl Perfluorooctane sulfonamide (MeFOSAA)	ND	ND	ND	ND	ND	ND	ND	ND	ND
PFOA+PFOS	**4.19**	**3.86**	**3.60**	ND	**678.00**	**59.90**	**1,401.00**	ND	**38.70**
Total PFAS	**6.77**	**6.25**	**5.64**	**28.93**	**1,644.11**	**374.10**	**2,212.00**	ND	**46.74**

Notes:

Perfluoroalkyl Carboxylic Acids (PFCAs)
Perfluoroalkane Sulfonic Acids (PFSAs)
Perfluoroalkane Sulfonamides (FASAs)
Fluorotelomer Sulfonic Acids (FTSAs)
N-Ethyl Perfluoroalkane Sulfonamidoacetic Acids (EtFASAAs)
N-Methyl Perfluoroalkane Sulfonamidoacetic Acids (MeFASAAs)

N/A: Not Analyzed
All results reported in ng/L
ND: Below Detection Limit
12.1: Above Michigan GSI Criteria (12 ng/L)
Results exceed Michigan Residential Drinking Water Criteria (70 ng/L PFOA+PFOS)
*: Foam sample, Drinking water and GSI criteria not applicable

Table 2
Analytical Results
Oscoda and Au Sable Townships
Iosco County, Michigan
60518528

Sample Location	SW CM P23D	SW CM P23D	SW CM P12D	SW CM P3D	SW CM P3D	PW CM 01	PW CM 02	PW CM 03	PW CM 04
Sample	FD1808301515GC	SW1808301515GC	SW1808301600GC	FD1808310950GC	SW1808310950GC	PW1808311100GC	PW1809041355GC	PW1809041415GC	PW1809041445GC
Sample Type	Surface Water	Surface Water	Surface Water	Surface Water	Surface Water	Pore Water	Pore Water	Pore Water	Pore Water
Date Sampled	8/30/2018	8/30/2018	8/30/2018	8/31/2018	8/31/2018	8/31/2018	9/4/2018	9/4/2018	9/4/2018
Lab Report	1802887	1802887	1802887	1802887	1802887	1802887	1802900	1802900	1802900
PFAS Compound	Duplicate			Duplicate					
Perfluorobutanoic acid (PFBA)	17.20	16.60	33.30	25.20	25.10	196.00	43.10	44.70	56.60
Perfluoropentanoic acid (PFPeA)	48.70	48.70	110.00	59.10	59.40	310.00	98.60	123.00	135.00
Perfluorohexanoic acid (PFHxA)	37.10	38.10	131.00	51.50	50.20	260.00	93.40	97.30	109.00
Perfluoroheptanoic acid (PFHpA)	10.80	11.40	48.80	20.30	19.30	77.10	24.20	27.50	37.40
Perfluorooctanoic acid (PFOA)	33.20	33.00	145.00	30.80	31.90	162.00	186.00	50.60	113.00
Perfluorononanoic acid (PFNA)	1.60	1.91	8.86	ND	ND	5.49	2.25	4.40	16.50
Perfluorodecanoic acid (PFDA)	ND	ND	ND	ND	ND	ND	ND	ND	ND
Perfluoroundecanoic acid (PFUnA)	ND	ND	ND	ND	ND	ND	ND	ND	ND
Perfluorododecanoic acid (PFDoA)	ND	ND	ND	ND	ND	ND	ND	ND	ND
Perfluorotridecanoic acid (PFTrDA)	ND	ND	ND	ND	ND	ND	ND	ND	ND
Perfluorotetradecanoic acid (PFTeDA)	ND	ND	ND	ND	ND	ND	ND	ND	ND
Perfluorodecane sulfonic acid (PFDS)	ND	ND	ND	ND	ND	ND	ND	ND	ND
Perfluorobutane sulfonic acid (PFBS)	ND	ND	8.43	2.31	2.35	21.30	2.26	2.20	10.10
Perfluoropentane sulfonic acid (PFPeS)	2.25	2.24	12.60	2.95	3.38	15.30	2.86	2.55	15.40
Perfluorohexane sulfonic acid (PFHxS)	151.00	153.00	478.00	116.00	106.00	358.00	328.00	122.00	463.00
Perfluoroheptane sulfonic acid (PFHpS)	12.60	10.80	19.20	3.95	3.89	7.48	155.00	8.84	33.40
Perfluorooctane sulfonic acid (PFOS)	271.00	281.00	1,410.00	88.00	83.00	146.00	6,240.00	994.00	3,810.00
Perfluorononane sulfonic acid (PFNS)	ND	ND	ND	ND	ND	ND	ND	1.70	3.30
Perfluorooctanesulfonamide (PFOSA)	ND	ND	5.31	ND	ND	ND	ND	11.90	3.45
4:2 Fluorotelomer sulfonic acid (4:2 FTS)	1.90	1.73	ND	ND	ND	ND	ND	ND	ND
6:2 Fluorotelomer sulfonic acid (6:2 FTS)	47.70	44.60	75.10	8.25	9.20	27.70	231.00	61.30	81.00
8:2 Fluorotelomer sulfonic acid (8:2FTS)	ND	ND	3.86	ND	ND	ND	ND	75.40	32.80
N-Ethyl Perfluorooctane sulfonamindo acetic acid (EtFOSAA)	ND	ND	ND	ND	ND	ND	ND	ND	ND
N-Methyl Perfluorooctane sulfonamide (MeFOSAA)	ND	ND	ND	ND	ND	ND	ND	ND	ND
PFOA+PFOS	304.20	314.00	1,555.00	118.80	114.90	308.00	6,426.00	1,044.60	3,923.00
Total PFAS	635.05	643.08	2,489.46	408.36	393.72	1,586.37	7,406.67	1,627.39	4,919.95

Notes:

Perfluoroalkyl Carboxylic Acids (PFCAs)
Perfluoroalkane Sulfonic Acids (PFSAs)
Perfluoroalkane Sulfonamides (FASAs)
Fluorotelomer Sulfonic Acids (FTSAs)
N-Ethyl Perfluoroalkane Sulfonamidoacetic Acids (EtFASAAs)
N-Methyl Perfluoroalkane Sulfonamidoacetic Acids (MeFASAAs)

N/A: Not Analyzed
All results reported in ng/L
ND: Below Detection Limit
12.1: Above Michigan GSI Criteria (12 ng/L)
Results exceed Michigan Residential Drinking Water Criteria (70 ng/L PFOA+PFOS)
*: Foam sample, Drinking water and GSI criteria not applicable

Table 2
Analytical Results
Oscoda and Au Sable Townships
Iosco County, Michigan
60518528

Sample Location	PW CM 05	PW CM 06	SW 3PD SO	PW 3PD 01	PW 3PD 02	PW 3PD 03	VEL STATE BOAT LCH	VEL STATE BOAT LCH
Sample	PW1809041545GC	PW1809041630GC	SW1809051015GC	PW1809051035GC	PW1809051110GC	PW1809051200GC	FM1809061700GC	SW1809061705GC
Sample Type	Pore Water	Pore Water	Surface Water	Pore Water	Pore Water	Pore Water	Foam	Surface Water
Date Sampled	9/4/2018	9/4/2018	9/5/2018	9/5/2018	9/5/2018	9/5/2018	9/6/2018	9/6/2018
Lab Report	1802900	1802900	1802900	1802900	1802900	1802900	1802982	1802982
PFAS Compound								
Perfluorobutanoic acid (PFBA)	**53.90**	**116.00**	**28.20**	**5.94**	**1.56**	**21.40**	ND	**3.42**
Perfluoropentanoic acid (PFPeA)	**140.00**	**159.00**	**93.40**	**11.80**	**3.05**	**27.50**	ND	ND
Perfluorohexanoic acid (PFHxA)	**76.50**	**446.00**	**66.70**	**12.80**	**3.94**	**25.90**	ND	**1.59**
Perfluoroheptanoic acid (PFHpA)	**8.77**	**121.00**	**53.40**	**4.84**	**4.31**	**9.02**	ND	ND
Perfluorooctanoic acid (PFOA)	**73.90**	**612.00**	**67.30**	**12.80**	**17.50**	**6.38**	**112.00**	**2.16**
Perfluorononanoic acid (PFNA)	**3.89**	**3.80**	**8.71**	ND	ND	ND	ND	ND
Perfluorodecanoic acid (PFDA)	ND	ND	ND	ND	ND	ND	**207.00**	ND
Perfluoroundecanoic acid (PFUnA)	ND	ND	ND	ND	ND	ND	**240.00**	ND
Perfluorododecanoic acid (PFDoA)	ND	ND	ND	ND	ND	ND	ND	ND
Perfluorotridecanoic acid (PFTrDA)	ND	ND	ND	ND	ND	ND	ND	ND
Perfluorotetradecanoic acid (PFTeDA)	ND	ND	ND	ND	ND	ND	ND	ND
Perfluorodecane sulfonic acid (PFDS)	ND	ND	ND	ND	ND	ND	ND	ND
Perfluorobutane sulfonic acid (PFBS)	ND	**41.20**	**4.41**	**2.99**	**3.80**	**8.62**	ND	ND
Perfluoropentane sulfonic acid (PFPeS)	**1.78**	**34.60**	**9.06**	**2.16**	**8.41**	**2.83**	ND	ND
Perfluorohexane sulfonic acid (PFHxS)	**115.00**	**1,100.00**	**184.00**	**64.40**	**69.80**	**21.90**	**264.00**	**6.38**
Perfluoroheptane sulfonic acid (PFHpS)	**16.00**	ND	**23.40**	**2.51**	ND	ND	ND	ND
Perfluorooctane sulfonic acid (PFOS)	**2,120.00**	**42.20**	**890.00**	**28.60**	**9.23**	**19.30**	***11,500.0**	**7.94**
Perfluorononane sulfonic acid (PFNS)	**1.79**	ND	ND	ND	ND	ND	ND	ND
Perfluorooctanesulfonamide (PFOSA)	**122.00**	ND	ND	ND	ND	ND	ND	ND
4:2 Fluorotelomer sulfonic acid (4:2 FTS)	ND	ND	ND	ND	ND	ND	ND	ND
6:2 Fluorotelomer sulfonic acid (6:2 FTS)	**67.70**	**7.48**	**427.00**	ND	ND	**8.93**	ND	ND
8:2 Fluorotelomer sulfonic acid (8:2FTS)	**45.40**	ND	**11.00**	ND	ND	ND	ND	ND
N-Ethyl Perfluorooctane sulfonamindo acetic acid (EtFOSAA)	ND	ND	ND	ND	ND	ND	ND	ND
N-Methyl Perfluorooctane sulfonamide (MeFOSAA)	ND	ND	ND	ND	ND	ND	ND	ND
PFOA+PFOS	**2,193.90**	**654.20**	**957.30**	**41.40**	**26.73**	**25.68**	***11,612.0**	**10.10**
Total PFAS	**2,846.63**	**2,683.28**	**1,866.58**	**148.84**	**121.60**	**151.78**	**12,323.00**	**21.49**

Notes:

Perfluoroalkyl Carboxylic Acids (PFCAs)
Perfluoroalkane Sulfonic Acids (PFSAs)
Perfluoroalkane Sulfonamides (FASAs)
Fluorotelomer Sulfonic Acids (FTSAs)
N-Ethyl Perfluoroalkane Sulfonamidoacetic Acids (EtFASAAs)
N-Methyl Perfluoroalkane Sulfonamidoacetic Acids (MeFASAAs)

N/A: Not Analyzed
All results reported in ng/L
ND: Below Detection Limit
12.1: Above Michigan GSI Criteria (12 ng/L)
Results exceed Michigan Residential Drinking Water Criteria (70 ng/L PFOA+PFOS)
*: Foam sample, Drinking water and GSI criteria not applicable

Table 2
Analytical Results
Oscoda and Au Sable Townships
Iosco County, Michigan
60518528

Sample Location	PW ASR 10	PW ASR 09	PW ASR 08	SW S1 TRIB	SW S1 OUT	PW ASR 07	PW ASR 07
Sample	PW1809110920GC	PW1809110945GC	PW1809111015GC	SW1809111045GC	SW1809111100GC	FD1809111125GC	PW1809111125GC
Sample Type	Pore Water	Pore Water	Pore Water	Surface Water	Surface Water	Pore Water	Pore Water
Date Sampled	9/11/2018	9/11/2018	9/11/2018	9/11/2018	9/11/2018	9/11/2018	9/11/2018
Lab Report	1803048	1803048	1803048	1803048	1803048	1803048	1803048
PFAS Compound						Duplicate	
Perfluorobutanoic acid (PFBA)	**4.21**	**1.68**	**13.10**	**21.20**	**18.60**	**2.16**	**2.17**
Perfluoropentanoic acid (PFPeA)	ND	ND	**35.70**	**63.10**	**54.00**	ND	ND
Perfluorohexanoic acid (PFHxA)	ND	ND	**39.20**	**57.40**	**48.50**	ND	ND
Perfluoroheptanoic acid (PFHpA)	ND	ND	**26.10**	**35.50**	**29.50**	ND	ND
Perfluorooctanoic acid (PFOA)	ND	ND	**22.80**	**50.50**	**46.30**	ND	ND
Perfluorononanoic acid (PFNA)	ND	ND	**2.33**	**16.60**	**10.10**	ND	ND
Perfluorodecanoic acid (PFDA)	ND	ND	ND	ND	ND	ND	ND
Perfluoroundecanoic acid (PFUnA)	ND	ND	ND	ND	ND	ND	ND
Perfluorododecanoic acid (PFDoA)	ND	ND	ND	ND	ND	ND	ND
Perfluorotridecanoic acid (PFTrDA)	ND	ND	ND	ND	ND	ND	ND
Perfluorotetradecanoic acid (PFTeDA)	ND	ND	ND	ND	ND	ND	ND
Perfluorodecane sulfonic acid (PFDS)	ND	ND	ND	ND	ND	ND	ND
Perfluorobutane sulfonic acid (PFBS)	ND	ND	**5.04**	**42.20**	**26.30**	ND	ND
Perfluoropentane sulfonic acid (PFPeS)	ND	ND	**12.30**	**17.10**	**16.20**	ND	ND
Perfluorohexane sulfonic acid (PFHxS)	ND	ND	**196.00**	**259.00**	**250.00**	ND	ND
Perfluoroheptane sulfonic acid (PFHpS)	ND	ND	**4.05**	**13.00**	**11.10**	ND	ND
Perfluorooctane sulfonic acid (PFOS)	ND	ND	**55.60**	**594.00**	**450.00**	ND	ND
Perfluorononane sulfonic acid (PFNS)	ND	ND	ND	ND	ND	ND	ND
Perfluorooctanesulfonamide (PFOSA)	ND	ND	ND	ND	ND	ND	ND
4:2 Fluorotelomer sulfonic acid (4:2 FTS)	ND	ND	ND	ND	ND	ND	ND
6:2 Fluorotelomer sulfonic acid (6:2 FTS)	ND	ND	ND	**2.75**	**2.72**	ND	ND
8:2 Fluorotelomer sulfonic acid (8:2FTS)	ND	ND	ND	ND	ND	ND	ND
N-Ethyl Perfluorooctane sulfonamindo acetic acid (EtFOSAA)	ND	ND	ND	ND	ND	ND	ND
N-Methyl Perfluorooctane sulfonamide (MeFOSAA)	ND	ND	ND	ND	ND	ND	ND
PFOA+PFOS	ND	ND	**78.40**	**644.50**	**496.30**	ND	ND
Total PFAS	**4.21**	**1.68**	**412.22**	**1,172.35**	**963.32**	**2.16**	**2.17**

Notes:

Perfluoroalkyl Carboxylic Acids (PFCAs)
Perfluoroalkane Sulfonic Acids (PFSAs)
Perfluoroalkane Sulfonamides (FASAs)
Fluorotelomer Sulfonic Acids (FTSAs)
N-Ethyl Perfluoroalkane Sulfonamidoacetic Acids (EtFASAAs)
N-Methyl Perfluoroalkane Sulfonamidoacetic Acids (MeFASAAs)

N/A: Not Analyzed
All results reported in ng/L
ND: Below Detection Limit
12.1: Above Michigan GSI Criteria (12 ng/L)
Results exceed Michigan Residential Drinking Water Criteria (70 ng/L PFOA+PFOS)
*: Foam sample, Drinking water and GSI criteria not applicable

Table 2
Analytical Results
Oscoda and Au Sable Townships
Iosco County, Michigan
60518528

Sample Location	PW ASR 06	PW ASR 05	SW ASR WP	SW VEC LD	SW VEC SD
Sample	PW1809111150GC	PW1809111210GC	SW1809111245GC	SW1809121045GC	SW1809121105GC
Sample Type	Pore Water	Pore Water	Surface Water	Surface Water	Surface Water
Date Sampled	9/11/2018	9/11/2018	9/11/2018	9/12/2018	9/12/2018
Lab Report	1803048	1803048	1803048	1803048	1803048
PFAS Compound					
Perfluorobutanoic acid (PFBA)	**30.70**	**23.10**	ND	**5.46**	**2.41**
Perfluoropentanoic acid (PFPeA)	**90.30**	**83.70**	ND	**16.10**	**64.70**
Perfluorohexanoic acid (PFHxA)	**109.00**	**115.00**	ND	**15.40**	**13.30**
Perfluoroheptanoic acid (PFHpA)	**66.20**	**46.20**	ND	**7.15**	ND
Perfluorooctanoic acid (PFOA)	**69.30**	**217.00**	ND	**14.50**	**5.52**
Perfluorononanoic acid (PFNA)	ND	**11.50**	ND	ND	ND
Perfluorodecanoic acid (PFDA)	ND	ND	ND	ND	**3.00**
Perfluoroundecanoic acid (PFUnA)	ND	ND	ND	ND	ND
Perfluorododecanoic acid (PFDoA)	ND	ND	ND	ND	ND
Perfluorotridecanoic acid (PFTrDA)	ND	ND	ND	ND	ND
Perfluorotetradecanoic acid (PFTeDA)	ND	ND	ND	ND	ND
Perfluorodecane sulfonic acid (PFDS)	ND	ND	ND	ND	**1.71**
Perfluorobutane sulfonic acid (PFBS)	**118.00**	**21.40**	ND	**2.46**	ND
Perfluoropentane sulfonic acid (PFPeS)	**109.00**	**25.20**	ND	**3.00**	ND
Perfluorohexane sulfonic acid (PFHxS)	**611.00**	**824.00**	ND	**81.00**	ND
Perfluoroheptane sulfonic acid (PFHpS)	ND	**29.10**	ND	**1.96**	ND
Perfluorooctane sulfonic acid (PFOS)	**16.00**	**1,060.00**	ND	**36.40**	**7.40**
Perfluorononane sulfonic acid (PFNS)	ND	ND	ND	ND	ND
Perfluorooctanesulfonamide (PFOSA)	ND	ND	ND	ND	ND
4:2 Fluorotelomer sulfonic acid (4:2 FTS)	ND	ND	ND	ND	ND
6:2 Fluorotelomer sulfonic acid (6:2 FTS)	ND	**40.90**	ND	**6.41**	ND
8:2 Fluorotelomer sulfonic acid (8:2FTS)	ND	ND	ND	ND	ND
N-Ethyl Perfluorooctane sulfonamindo acetic acid (EtFOSAA)	ND	ND	ND	ND	**7.36**
N-Methyl Perfluorooctane sulfonamide (MeFOSAA)	ND	ND	ND	ND	**3.31**
PFOA+PFOS	**85.30**	**1,277.00**	ND	**50.90**	**12.92**
Total PFAS	**1,219.50**	**2,497.10**	ND	**189.84**	**108.71**

Notes:

Perfluoroalkyl Carboxylic Acids (PFCAs)
Perfluoroalkane Sulfonic Acids (PFSAs)
Perfluoroalkane Sulfonamides (FASAs)
Fluorotelomer Sulfonic Acids (FTSAs)
N-Ethyl Perfluoroalkane Sulfonamidoacetic Acids (EtFASAAs)
N-Methyl Perfluoroalkane Sulfonamidoacetic Acids (MeFASAAs)

N/A: Not Analyzed
All results reported in ng/L
ND: Below Detection Limit
12.1: Above Michigan GSI Criteria (12 ng/L)
Results exceed Michigan Residential Drinking Water Criteria (70 ng/L PFOA+PFOS)
*: Foam sample, Drinking water and GSI criteria not applicable

Appendix A

AECOM Imagine it. Delivered.

Surface Water Sampling Plan

for Former Wurtsmith Air Force Base
Oscoda, Michigan

Project number: 60518528

May 25, 2018

Michigan Department of
Environmental Quality
Remediation and Redevelopment
Division
Grand Rapids District Office
350 Ottawa NW
Grand Rapids, Michigan 49503

Prepared for:

Michigan Department of Environmental Quality
Remediation and Redevelopment Division
Grand Rapids District Office
350 Ottawa NW
Grand Rapids, Michigan 49503

Prepared by:

AECOM
3950 Sparks Drive Southeast
Grand Rapids, MI 49546
aecom.com

Copyright © 2018 by AECOM

All rights reserved. No part of this copyrighted work may be reproduced, distributed, or transmitted in any form or by any means without the prior written permission of AECOM.

Table of Contents

1. Introduction 1
1.1 Objectives 1
1.2 Scope of Work 1
1.3 Sampling Guidance 2
1.4 Health and Safety 2
2. Methods 3
2.1 Sample Locations 3
2.2 Full Sample Program 4
2.2.1 Van Etten Lake and Tributaries 4
2.2.2 Clark's Marsh 4
2.2.3 Au Sable River and Tributaries 4
2.2.4 Van Etten Creek 5
2.2.5 Three Pipes Drain 5
2.2.6 Foam Sampling 5
2.3 Base Sample Program 5
2.3.1 Van Etten Lake 5
2.3.2 Clark's Marsh 6
2.3.3 Au Sable River and Tributaries 6
2.3.4 Van Etten Creek 6
2.3.5 Three Pipes Drain 6
2.3.6 Foam Sampling 6
2.4 Sampling Methods 7
2.4.1 Surface Water 7
2.4.2 Venting Ground Water 8
2.4.3 Foam 8
2.4.4 Field Parameters 8
2.5 Sample Analyses 8
2.6 Quality Assurance and Quality Control Samples 9
2.7 Sample Preservation and Shipment 10
2.8 Schedule 10
3. Data Management, Evaluation, and Reporting 11
3.1 Data Management 11
3.2 Data Evaluation 11
3.3 Reporting 11
4. Project Assumptions 12
5. References 13

Tables

Table 1. Target Analytes and Reporting Limits (ng/L) for PFAS in Water 9
Table 2. Surface Water Sample Locations and Sample Numbers (See Attached)

Figures

Figure 1. Surface Water Sample Locations

Appendix

Appendix A. Standard Operating Procedure for Henry Samplers

1. Introduction

The Michigan Department of Environmental Quality (MDEQ) is the regulatory authority in charge of protection of human health and the environment with regard to contamination present at and migrating from the former Wurtsmith Air Force Base (WAFB) in Oscoda, Michigan. Per- and Polyfluoroalkyl Substances (PFAS), which includes perfluorooctanoic acid (PFOA) and perfluorooctane sulfonic acid (PFOS), have been found in groundwater, surface water, soil, sediments and biota at and near WAFB. A "Do Not Eat" fish advisory is in place for fish from Clark's Marsh, the lower Au Sable River, and Van Etten Creek due to PFAS in fish tissue.

AECOM recently completed an evaluation of paleo-channels along the Au Sable River south-southeast of the base and a thermal study of shallow shoreline areas along Van Etten Lake and the Au Sable River that identified likely locations where groundwater was discharging to surface waters (*Temperature Mapping of the Au Sable River and Van Etten Lake*, January 31, 2018). This study included extensive sampling of surface water near WAFB. The MDEQ asked AECOM to prepare this *Surface Water Sampling Plan* for routine surface water sampling based in part on the results of this surface water sampling.

1.1 Objectives

The overall goal of this work plan is to provide long-term monitoring of PFOA/PFOS in surface water potentially impacted by groundwater venting from the WAFB. The sample locations specified in this surface water sampling plan are based in part on previous studies of groundwater, surface water, water temperature, and potential sources to surface waters.

The objectives of the work plan are listed below:

1. Monitor concentrations of PFOS/PFOA in surface water background locations relative to WAFB.
2. Monitor potential surface water sources of PFOS/ PFOA to Van Etten Lake, Cedar Lake, Clark's Marsh, Van Etten Creek, the Au Sable River, and foams.
3. Compare concentrations of PFOA/PFOS in surface water and foam to Part 201 criteria and Part 31 Water Quality Values.
4. Measure concentrations of PFOA/FFOS in seeps and groundwater-surface water interface locations and compare these data to Part 201 criteria and Part 31 Water Quality Values.
5. Update the existing *Health and Safety Plan* (HASP) and complete all work in a safe manner consistent with the HASP.

1.2 Scope of Work

- Health and Safety Plan update;
- Sample collection;
- Sample analyses and field measurements;
- Data management and evaluation, and
- Reporting.

1.3 Sampling Guidance

This work plan focusses on site-specific aspects of surface water sampling. Detailed sampling, decontamination, QAQC samples, field clothing, etc. is provided in *Per- and Polyfluoralkyl Substances (PFAS) Sampling Guidance* (AECOM, 2018). Personal protective equipment is specified in the *Health and Safety Plan*.

1.4 Health and Safety

All field work will be completed according to a site- and activity-specific *Health and Safety Plan*.

2. Methods

2.1 Sample Locations

Water samples will be collected from locations based on previous results, to improve understanding of potential sources, and transport of PFAS to and within major water bodies. The general surface water sampling locations are:

- Van Etten Lake and tributaries
  - Above and below the thermocline (if present) from the deepest part of lake and offshore of the plume;
  - Rivers and Creeks discharging to Van Etten Lake, and
  - Van Etten Lake shoreline inspection and venting groundwater sampling.
- Clark's Marsh
  - Ponds 1, 2 and 3,
  - Venting groundwater water,
  - Tributaries to Clark's Marsh, and
  - Downstream of dams for Ponds 1, 2 and 3.
  - Pond 1 shoreline inspection and venting groundwater sampling.
- Au Sable River
  - upstream location,
  - Downstream location, and
  - River shoreline inspection and venting groundwater sampling.
- Au Sable River Tributaries
  - Three Pipes Drain,
  - Consumers Drain,
  - WWTP Tributary, and
  - Other Tributaries.
- Van Etten Creek
  - Downstream of dam,
  - Mid-stream,
  - Confluence with Au Sable River, and
  - Creek shoreline inspection and venting groundwater sampling.
- Foam from Au Sable River, Pine River, Van Etten Lake, Van Etten Creek and Clark's Marsh
  - Downstream of Foote Dam (background location),
  - Downstream of Van Etten Lake Dam, and
  - Where observed on Van Etten Lake and Au Sable River.

Two sample programs are described as a full program with more sample locations and a base program with fewer locations. **Table 1** presents the sample locations for the full program. **Table 2** presents the locations included in the reduce program. **Figure 1** is a map of the sample locations with different colors to indicate the different sampling programs.

Sample locations will be documented using a Global Positioning System (GPS).

An infra-red FLIR camera will be used during winter and summer sampling events to identify thermal differences in water temperature that may be locations where impacted groundwater vents to surface water. The locations of the infra-red camera survey are indicated by the red lines along shores in **Figure 1.** Samples will be collected directly from venting groundwater, or with Henry samplers installed along the shore where the temperature difference is located. The FLIR camera will only be used in the winter and summer because temperature differences between groundwater and surface water will be greatest during these seasons.

2.2 Full Sample Program

2.2.1 Van Etten Lake and Tributaries

Surface water samples will be collected from Grays Creek, Simpson Creek, Phalen Creek and the Pine River, which are tributary to Van Etten Lake. Four locations on the Pine River and its branches will be sampled: Pine River at Kings Corner Road, Hill Creek at Kings Corner Road, Hill Creek at F41 and Copper Creek at F41.

Van Etten Lake has a maximum depth of approximately 25 feet. Although shallow, the lake probably stratifies thermally during the summer. Surface water samples will be collected from the epilimnion, metalimnion and hypolimnion at the deepest part of the lake and two locations mid-lake offshore of the plume at WAFB to determine if thermal stratification has an effect on the distribution of PFAS. These samples will be collected from one foot below the surface, mid-depth and one foot above the bottom of the lake if thermal stratification is not present.

Venting groundwater at VEL Seep 1 will be sampled. This is a previous sample location.

Up to 10 locations will be sampled directly from venting groundwater, or with Henry samplers installed along the shore where the temperature difference is located.

2.2.2 Clark's Marsh

High concentrations of PFAS occur in groundwater adjacent to Clark's Marsh, and groundwater level data indicate this groundwater is venting to the Marsh. High PFAS concentrations were found in creeks discharging from the Marsh to the Au Sable River.

Venting groundwater will be sampled from three previous locations (Pond1, Seep 3, 4 and 5).

Surface water samples will be collected downstream of the dams at Ponds 1, 2 and 3.

Up to eight locations will be sampled directly from the venting groundwater, or with Henry samplers installed along the shore where the temperature difference is located.

2.2.3 Au Sable River and Tributaries

The Au Sable River will be sampled from the REA Road Bridge, which is a well-mixed location upstream of WAFB; from the Whirlpool access site, and from Au Sable River Road Bridge, which is downstream of WAFB. These locations have been sampled previously.

Samples will be collected from small tributaries that discharge from the south side of WAFB to the Au Sable River. These locations include WWTP Stream 1 Outlet and Tributary 2 to WWTP Stream 1; Long Marsh Stream 1; Van Etten Creek; and other tributaries identified in **Table 1**.

Up to 10 of these locations will be sampled directly from venting groundwater or with Henry samplers installed along the shore where the temperature difference is located.

2.2.4 Van Etten Creek

Van Etten Creek flows from Van Etten Lake to the Au Sable River. The creek will be sampled just downstream of the dam, at a midpoint location where high concentrations were observed in past samples and the AR-BZ location where treated groundwater from WAFB discharges to the creek.

Up to three of these locations will be sampled directly from venting groundwater or with using Henry samplers installed along the shore where the temperature difference is located.

2.2.5 Three Pipes Drain

Surface water from Three Pipes Drain will be sampled at the storm sewer outlet that is the origin of the drain.

Up to three of these locations will be sampled directly from venting groundwater or with Henry samplers installed along the shore where the temperature difference is located.

2.2.6 Foam Sampling

High PFAS concentrations have been detected in some foam samples. Foams may be naturally occurring foams in which PFAS concentrate for physical-chemical reasons or the foams may be caused by the fire-fighting foams that contained PFAS. Foams tend to form in lakes due to Langmuir circulation patterns, which form the stripes of foam and other debris on the lake surface when there is sufficient wind, or by turbulence at dams or where waves meet the shore. Foams may be an important factor in the fate and transport of PFAS and other chemicals, and there may be ecological or human health issues associated with high concentrations of PFAS in foam.

Foam samples will be collected from:

- Pine River upstream of Van Etten Lake (background location);
- Van Etten Creek below the dam (likely foam present due to turbulence);
- Au Sable River below at REA Road (a background location);
- Clark's Marsh below two water control structures (likely foam present due to turbulence); and
- Up to five other locations where foam is observed, such as downwind shores of Van Etten Lake.

2.3 Base Sample Program

2.3.1 Van Etten Lake

Surface water samples will be collected from the Pine River, which is the main tributary to Van Etten Lake. This sample will be collected just upstream of the lake.

Samples from the middle of the lake at different depths are not included in the base program. The shoreline inspection and sampling when the lake level is low are not included.

Seepage samples will be collected from VEL Seep 1, a previous location.

Up to ten locations will be sampled directly from venting groundwater or with Henry samplers installed along the shore where the temperature difference is located.

2.3.2 Clark's Marsh

High PFAS concentrations have been detected in groundwater adjacent to Clark's Marsh, Ponds 1, 2 and 3 in Clark's Marsh, and in groundwater venting to the Marsh. High PFAS concentrations were found in creeks discharging from the Marsh to the Au Sable River.

Surface water samples will be collected at Pond 1-2PD@Dam, Pond 2-3 PD@ Dam and Pond2 PD@ Dam (these locations are just downstream of dams that impound these ponds).

Up to eight locations will be sampled directly from venting groundwater or with Henry samplers installed along the shore where the temperature difference is located.

2.3.3 Au Sable River and Tributaries

The Au Sable River will be sampled from The REA Road Bridge, which is a well-mixed location upstream of WAFB, from the Whirlpool access site and from Au Sable River Road Bridge. These locations have been sampled previously.

Samples will be collected tributaries that discharge to the River along the north side. These tributaries include Van Etten Creek 3, Consumers Ditch Outlet, Three Pipes Drain outfall, Pond 3 Stream 1, Pond 2 Stream 1, Long Marsh Stream 1, WWTP Stream Outlet and Allen Lake Stream 1.

Up to ten locations will be sampled directly from venting groundwater or with Henry samplers installed along the shore where the temperature difference is located.

2.3.4 Van Etten Creek

Van Etten Creek flows from Van Etten Lake to the Au Sable River. The creek will be sampled just downstream of the dam, and at a midpoint location where high concentrations were observed in past samples.

Up to three locations will be sampled directly from groundwater venting to the creek or with Henry samplers installed along the shore where the temperature difference is located.

2.3.5 Three Pipes Drain

Surface water samples will be collected from the sewer outfall that is the origin of the drain.

Up to three locations will be sampled directly from groundwater venting to the drain or with Henry samplers installed along the shore where the temperature difference is located.

2.3.6 Foam Sampling

Foam samples will be collected from the following:

- Pine River upstream of Van Etten Lake (background location);
- Van Etten Creek below the dam (likely foam present due to turbulence);
- Au Sable River below at REA Road (a background location);
- Clark's Marsh below two water control structures (likely foam present due to turbulence), and
- Up to five other locations where the foam is observed, such as downwind shores of Van Etten Lake.

2.4 Sampling Methods

Many materials used in the course of environmental investigation can potentially contain PFAS. There is limited published research or guidance on how certain materials used by field staff affect sample results. Therefore, a conservative approach is recommended to exclude materials known to contain PFAS. Obtain and review all Safety Data Sheets (SDSs) before considering materials for use during PFAS sampling.

Materials to avoid include:

- Teflon, polytetrafluoroethylene (PTFE)
- Waterproof coatings containing PFAS
- Food containers
- Anything with fluoro in the name
- Fluorinated ethylene propylene (FEP)
- Ethylene tetrafluoroethylene (ETFE)
- Low-density polyethylene (LDPE), polyvinylidene fluoride (PVDF)

Many waterproof coatings contain PFAS, such as Gore-tex treated PPE or most waterproof papers, but some products are waterproofed with acceptable materials such as polyurethane, rubber, or PVC. Individual product specifications should be examined closely. In the case of Tyvek PPE, plain Tyvek does not contain PFAS while coated Tyvek does. In addition, materials incidentally transported to sites may contain PFAS. For example, fast food wrappers may contain PFAS. Due to the ubiquitous nature of PFAS, sampling crews must review all materials used to avoid contamination.

Containers should be specified in the analytical method, provided by the laboratory selected to perform the analyses, and should be certified by the laboratory to be PFAS-free. The term *PFAS-free* is a method or project-defined concentration level (for example, < 1/2 the limit of quantitation for the specific compound of interest). USEPA Method 537, Version 1.1 (September 2009) requires the use of 250 mL polypropylene containers and caps/lids for drinking water sampling (Shoemaker, Grimmett, and Boutin 2009). Polypropylene or high-density polyethylene (HDPE) bottles with unlined plastic caps are typically used.

2.4.1 Surface Water

Surface water samples from streams that can be safely waded will be collected directly into sample bottles by inserting the bottle a few inches into the water with a gloved hand or a pole. The person collecting the sample will enter the water from downstream of the sample location and will face upstream while collecting the sample. An extension rod may be used to collect the sample if conditions are unsafe or not practical for wading. The extension rod must be made of PFAS-free material and have been decontaminated.

Surface water samples from deeper water or bridges will be collected with a peristaltic pump attached to a tube by inserting the tube to the desired depth and pumping the water to the surface. The tube will be inserted to 60% of the total depth in flowing water. The tube will be inserted into the mid-depth of the epilimnion, metalimnion, and hypolimnion in Van Etten Lake for the sampling. The depth of the epi-, met-, and hypolimnions will be determined by measuring water temperatures at approximately 1-foot intervals. A van Dorn sampler or similar sampler may be used in deeper waters if the peristaltic pump is impractical. The temperature profile and sample depths will be recorded in a field log.

To avoid contamination from sampling materials to sample media, the outside of all capped sample containers should be rinsed multiple times with the surface water being sampled before filling the containers.

2.4.2 Venting Ground Water

Venting groundwater will be collected by inserting Henry samplers at specified locations or field-selected locations into the soil next to the shore of the surface waters. Water levels will be measured in the samplers and referenced to the water level in the adjacent surface water.

A Standard Operating Procedure for Henry Samplers is in **Appendix A**.

2.4.3 Foam

There is no standard method for collecting foam samples. Foams have been sampled by scooping the foam directly into a sealable plastic bag. This method will be used if there is sufficient collectible foam for laboratory analyses. It may be possible to collect larger volumes of foam by attaching the bag to a hoop net, such as a D-Ring net (without the netting) used to collect aquatic insects. Care must be used to avoid collecting water present under the foam.

2.4.4 Field Parameters

Turbidity and specific conductivity will be measured with field instruments from separate aliquots after the water sample is collected. Groundwater usually has a higher specific conductivity that surface's in water. Specific conductivity may be useful as a screening parameter for venting groundwater. PFAS may adsorb onto particulate matter in samples, and turbidity will be measured so this potential correlation can be evaluated.

Sample location coordinates will be determined with a global positioning system (GPS) accurate to within approximately three feet. The GPS coordinates will be measured during the first event for all locations and for new locations during subsequent events.

2.5 Sample Analyses

Vista Analytical Lab (Vista) in El Dorado Hills, California, will be used for the analysis of the samples. An ultra-performance liquid chromatography/tandem mass spectrometry (UPLC/MS/MS) method with isotope dilution technique will be used for the detection of PFAS. Currently, no reference method is available for the analysis of groundwater or surface water. United States Environmental Protection Agency (USEPA) has only published reference Method 537 Rev. 1.1 in 2009 for finished drinking water.

Many labs have modified existing published methods or developed their own methods to incorporate isotope dilution for analysis of multiple matrices as the determinative technique; because it is widely accepted as a better technique for quantification where matrix interference may occur in samples and analyte loss may occur during the sample preparation process. The Department of Defense's (DoD) accreditation program using DoD Quality Standard Methods (QSM) Version 5.1, recognizes that isotope dilution is a better technique for quantifying PFAS at low concentrations due to these matrix effects and requires isotope dilution quantification where the isotopically labeled analytes of interest are available, and the target compound concentration is not so high that serial dilution or direct injection is appropriate.

Vista Analytical Lab has developed in-house isotope dilution methods based on sources including EPA 537, and the DoD QSM 5.1 Table B-15 guidance. To capture the wide range of PFAS that might be present, the samples will be analyzed for a total of 24 PFAS. This list also includes the six compounds included in USEPA's Unregulated Contaminant Monitoring Rule (UCMR3). The list of all of the PFAS including the detection limits are provided below in **Table 1.**

The water samples will be submitted to Vista, under Chain of Custody documentation, for analysis of PFAS and total organic carbon. Samples will not be field filtered. The laboratory may attempt to first centrifuge the samples first and in the last attempt filter them.

PFAS may adsorb onto organic matter present in the surface water samples. Total Organic Carbon (TOC) and Dissolved Organic Carbon (DOC) will be measured so this potential correlation can be evaluated.

Table 1. Target Analytes and Reporting Limits (ng/L) for PFAS in Water

Parameter	Abbrev.	CAS No.	LOQ	LOD	MDL
Perfluorobutanoic acid	PFBA	375-22-4	4	2.5	0.365
Perfluoropentanoic acid	PFPeA	2706-90-3	4	2.5	0.641
Perfluorohexanoic acid	PFHxA	307-24-4	4	2.5	1.09
Perfluoroheptanoic acid	PFHpA	375-85-9	4	2.5	0.296
Perfluorooctanoic acid	PFOA	335-67-1	4	2.5	0.521
Perfluorononanoic acid	PFNA	375-95-1	4	2.5	0.406
Perfluorodecanoic acid	PFDA	335-76-2	4	2.5	0.747
Perfluoroundecanoic acid	PFUnDA	2058-94-8	4	2.5	0.526
Perfluorododecanoic acid	PFDoDA	307-55-1	4	2.5	0.397
Perfluorotridecanoic acid	PFTrDA	72629-94-8	4	2.5	0.248
Perfluorotetradecanoic acid	PFTeDA	376-06-7	4	2.5	0.378
Perfluorobutanesulfonic acid	PFBS	375-73-5	4	2.5	0.977
Perfluoropentanesulfonic acid	PFPeS	2706-91-4	4	2.5	1.21
Perfluorohexanesulfonic acid	PFHxS	355-46-4	4	2.5	1.46
Perfluoroheptanesulfonic acid	PFHpS	355-46-4	4	2.5	2.18
Perfluorooctanesulfonic acid	PFOS	1763-23-1	4	2.5	1.6
Perfluorononanesulfonic acid	PFNS	68259-12-1	4	2.5	1.93
Perfluorodecanesulfonic acid	PFDS	335-77-3	4	2.5	2.74
Perfluorooctane sulfonamide	FOSA	754-91-6	4	2.5	2.49
4:2 Fluorotelomer sulfonic acid	4:2 FTS	757124-72-4	4	2.5	0.695
6:2 Fluorotelomer sulfonic acid	6:2 FTS	27619-97-2	4	2.5	2.37
8:2 Fluorotelomer sulfonic acid	8:2 FTS	39108-34-4	4	2.5	2.9
N-ethylperfluoro-1-octanesulfonamidoacetic acid	N-EtFOSAA	2991-50-6	4	2.5	1.01
N-methylperfluoro-1-octanesulfonamidoacetic acid	N-MeFOSAA	2355-31-9	4	2.5	1.05

Specific conductivity will be measured in the field with a conductivity meter.

TOC and DOC will be analyzed using methods specified in *DEQ Published List of Target Method Detection Limits Designated Analytical Methods* (March 2016). DOC samples will be filtered with a 0.45-micron filter before analyses.

2.6 Quality Assurance and Quality Control Samples

Field quality control (QC) samples are a means of assessing quality from the point of collection. Such QC samples include, but are not limited to, field reagent blanks, equipment rinse blanks, and field duplicates. Collection and analysis of QC samples are important for PFAS analyses because of very low detection limits and widespread commercial use (historical and current) of PFAS containing products.

All materials and sampling equipment that may come into contact with samples must be tested and found to be PFAS-free as specified in *Per- and Polyfluoralkyl Substances (PFAS) Sampling Guidance* (AECOM, 2018).

Field QC samples will be used to evaluate the field equipment and supplies as well as to assess the possibility of cross-contamination during sampling, transport, and storage of samples. For samples such

as field duplicate (FD), equipment rinse blanks (EB) and field reagent blanks (FRB) the following is required:

- Precision is a measure of the degree to which two or more measurements are in agreement. Field precision is assessed through the collection and measurement of field duplicates at a rate of one duplicate per 20 field samples as a minimum. Precision will be measured through the calculation of relative percent difference (RPD). The objectives for field precision RPDs are 30% RPD for aqueous samples.
- Equipment rinse blanks will be collected by passing laboratory certified PFAS-free water over or through decontaminated field sampling equipment prior to the collection of samples to assess the adequacy of the decontamination process and/or to evaluate potential contamination from the equipment used during sampling.
- Field reagent blanks are prepared in the laboratory by placing an aliquot of PFAS-free water reagent water in a sample container and treating it as a sample in all respects, including shipment to the sampling site, exposure to sampling site conditions, storage, preservation, and all analytical procedures. The purpose of the FRB is to determine if method analytes or other interferences are present in the field environment.

Generally, surface water samples for PFAS analyses should not be filtered in the field. If the laboratory determines that filtration is necessary (due to high turbidity, for example). Considerations are:

- Determine the nature of the filters used and verify that filtration will not introduce false positives or false negative results. Field filtration of the sample is generally prohibited unless specifically requested by a client.
- Consider use of a centrifuge in the laboratory to reduce the need for sample filtering.

2.7 Sample Preservation and Shipment

Samples will be kept on ice from the time of sample collection to arrival at the laboratory. Sample coolers will be packed with regular ice and not chemical or blue ice. The samples, ice, and chain of custody (COC) will be double bagged in polyethylene (i.e., Ziploc®) bags. The COC will be taped to the inside of the cooler lid using PFAS-free tape. The cooler will be taped closed with a custody seal and shipped by overnight courier to the appropriate accredited PFAS laboratory.

2.8 Schedule

Samples will be collected semi-annually in the spring and summer to represent seasonal changes in surface water and groundwater flows. The annual report will review season influences and recommend subsequent sampling frequencies for the surface water sampling program. Samples from the stratified lake will only be collected during the summer quarter (July or August) when the lake is most likely to be thermally stratified. All sampling will be subject to access, safety and weather limitations.

3. Data Management, Evaluation, and Reporting

Quarterly monitoring data will be added to the current Equis database for WAFB. The data will be evaluated by comparison to criteria and water quality values, and the data will be presented in brief quarterly monitoring reports.

3.1 Data Management

Sample locations, sample date and time, analytical data and field data will be added to the current Equis database for WAFB. The QA/QC data will also be added to the database.

3.2 Data Evaluation

The analytical data (PFAS concentrations) will be compared to Part 201 Criteria and Part 31 Water Quality Values. The Part 201 residential drinking water criterion is 70 ng/L for combined PFAS and PFOS.

The Part 31 water quality values for PFOS and PFOA are:

Water Quality Value	PFOS (ug/L)	PFOA (ug/L)
Human non-cancer value (drinking water sources)	0.011	0.042
Human non-cancer value (non-drinking water sources)	0.012	12
Wildlife value	Not available	Not available
Human cancer value (drinking water sources)	Not available	Not available
Human non-cancer value (non-drinking water sources)	Not available	Not available
Final Chronic Value	140	880
Final Acute Value	1,600	15,000

Analytical data will be compared to QA/QC samples: trip blanks, equipment blanks, and laboratory QA/QC to evaluate the potential for sample contamination.

Specific conductivity data will be evaluated by comparing groundwater specific conductivity to surface water specific conductivity. This comparison may be useful to distinguish groundwater flows to surface water from the surface water. Specific conductivity measurements may be discontinued if it is not found to be useful.

Correlations between PFAS concentrations, turbidity, and total organic carbon will be evaluated.

Turbidity, specific conductivity and TOC analyses may be discontinued if correlations are not significant.

3.3 Reporting

The analytical and field data will be included in brief quarterly monitoring reports with summary tables and figures. The reports will include limited discussion and evaluation of the data relative to criteria and water quality values and QA/QC samples. Recommendations will not be included except for changes in the scope to add samples or eliminate unnecessary sampling. Tables of the specific conductivity turbidity TOC and PFAS data and updated figures with the PFAS data posted to sample locations will be included in the Quarterly monitoring reports. Analytical reports will be included on a compact disk.

4. Project Assumptions

The following is a list of assumptions that affect the completion of the project as proposed:

- Access has been obtained by MDEQ for AECOM and its subcontractors.
- No unforeseen changes to the scope and situations out of MDEQ's and AECOM's control occur.
- Standard LOE contract truck mileage will be charged for all work at the site.
- Shipping of sample bottles, analytical samples, and equipment will be invoiced as a direct charge.
- Well purge water will be discharged to the ground adjacent to the well from which it was obtained.
- Waste disposal will not be required.

5. References

AECOM. 2018. Per- and Polyfluoralkyl Substances (PFAS) Sampling Guidance.

Shoemaker, J. A., P. E. Grimmett and B. K. Boutin. 2009. Method 537. *Determination of Selected Perfluorinated alkyl acids in Drinking Water by Solid Phase Extraction and Liquid Chromatography/Tandem Mass Spectrometry (CC/MS/MS). Version 1.1.* EPA Document #: EPA/600R.08/092.

Table

Table 2
Surface Water Sample Locations and Sample Numbers
Wurstsmith Air Force Base Surface Water Sampling Plan

Water Body	Sample ID	Notes	Full Number of samples per event	Base Number of samples per event
Van Etten Lake and Tributaries	Grays Creek	At mouth	1	0
	Simpson Creek	At mouth	1	0
	Phelan Creek 1	At mouth	1	0
	Pine River 1	3Branches for full; Pine River 1 for reduced	3	1
	VEL Seep 1	Venting groundwater	1	1
	VEL 9 epilimnion	shallow depth	1	0
	VEL 9 metalimnion	mid-depth	1	0
	VEL 9 hypolimnion	deep depth	1	0
	VEL 10 epilimnion	shallow depth	1	0
	VEL 10 metalimnion	mid-depth	1	0
	VEL 10 hypolimnion	deep depth	1	0
	VEL 11 epilimnion	shallow depth	1	0
	VEL 11 metalimnion	mid-depth	1	0
	VEL 11 hypolimnion	deep depth	1	0
	Henry Seepage samples	Estimated number based on visual/IR	10	10
Van Etten Creek	Dam	Downstream of dam	1	1
	Van Etten Creek 1	Intermediate location	1	0
	AR-BZ Discharge	Intermediate location	1	0
	Henry Seepage samples	Estimated number based on visual/IR	3	3
Au Sable River and Tributaries	Au Sable Discharge	Furthest downstream before Lake Huron	1	0
	Au Sable Road	Downstream of WAFB	1	1
	Au Sable REA Road 3	Furthest upstream of WAFB	1	1
	Au Sable "Whirlpool"	mid-stream relative to WAFB	1	1
	WWTP Stream 1 outlet	Tributary	1	1
	Trib 2 to WWTP Stream 1	Tributary	1	1
	Long Marsh Stream 1	Tributary	1	0
	Pond 2 Stream 1	Tributary	1	0
	Pond 3 Stream 1	Tributary	1	0
	Tuckers Stream #2-1	Tributary	1	0
	Tuckers Stream #1-1	Tributary	1	0
	3 Pipes Outfall	Tributary	1	0
	Consumers Ditch Outlet 1	Tributary	1	0
	Van Etten Creek 3	Tributary	1	0
	Henry Seepage samples	Estimated number based on visual/IR	10	10
Three Pipes Drain	Three Pipes sewer outlet to drain	Origin of drain	1	1
	Henry Seepage samples	Estimated number based on visual/IR	3	3
Clarks Marsh Pond 1	Pond 1-2	Mid-pond	1	0
	Pond 1-3	Mid-pond	1	0
	Pond 1-4	Mid-pond	1	0
	Pond 1 Seep 3	Venting groundwater	1	1
	Pond 1 Seep 4	Venting groundwater	1	1
	Pond 1 Seep 5	Venting groundwater	1	1
	Pond 1-2 PD at Dam	Downstream of dam	1	1
	Pond 2-3 PD@ Dam	Downstream of dam	1	1
	Pond 3 PD @ Dam	Downstream of dam	1	1
	Henry Seepage samples	Estimated number based on visual/IR	8	8
Foam	Au Sable REA Road 3	Upstream location	1	1
	Van Etten Creek Dam	Downstream location	1	1
	Pine River at Mouth	Upstream location	1	1
	Where found	Locations vary with wind, other conditions	7	7
		Total investigation samples	87	59
QAQC samples	Trip blanks	2 per day	24	12
	Equipment Blanks	10%	9	6
	Duplicates	10%	9	6
	MS/MSD	10%	9	6
	PFAS-free equipment and decon water test		5	5
	Total QAQC Samples		56	35
		total number of samples	143	94

Figure



DEQ

DRAFT

Legend

- Reduced Scope Surface Water Samples
- Full Scope Surface Water Samples
- Infra Red/Henry Sampling
- Proposed Henry Seepage Samples
- Representative Foam Sample Locations

*** Henry seepage sample locations may vary based on infrared photography.**

*** Foam sample locations will depend on daily conditions, such as wind, and presence of surface water foam.**

Total PFAS Plume Concentration (ppt)

- 10 - <70
- 70 - <1,000
- 1,000 - <5,000
- >5,000

SURFACE WATER SAMPLING PLAN

FORMER WURTSMITH AIR FORCE BASE IOSCO COUNTY, MICHIGAN

0 350 700 1,400 Feet

Drawn:	NS	5/16/2018
Approved:	DB	5/16/2018
Scale:	AS SHOWN	

PROJECT NUMBER

60514613

FIGURE NUMBER

1

Appendix A

MHE Products PushPoint Sampler (US Pat. # 6,470,967)
Operators Manual and Applications Guide

Ver. 2.01 2/15/03

Models: PP27, PP14, PPX36, PPX72

Introduction

The groundwater/surface water interface (GSI) has been a research interest of mine for the past decade. This transitional zone is usually rich in biomass and may play a predominant role in the bioattenuation of contaminated groundwater entering surface water bodies. Usually these biologic processes have limited effectiveness in attenuating highly contaminated groundwater, leaving a plume of parent contamination and metabolic byproducts that eventually expresses itself in receiving waters - usually classified as non-point sources of pollution because of the uncertainty of the discharge area. Part of the problem in the detection and study of these plumes is that there were no devices on the market for the rapid, discrete collection of pore water samples. Reliance on conventional technology and techniques to perform a detailed investigation required extensive effort and burdensome equipment.

Through several iterations, I have evolved a simple device for collecting pore water samples from beneath surface water bodies or the beach areas surrounding them. Pore-water sampling using the PushPoint becomes a simple and efficient process, generating a wealth of information and very little waste. If one collects groundwater samples in a transect perpendicular to groundwater flow in the suspected area of plume discharge to an open water body, their analysis yields information about the aerial extent of contaminant discharge to the water body. At this point, additional sampling can complement the initial data and provide the information necessary to map the plume expression in both magnitude and aerial distribution. This is becoming increasingly important to regulators as they decide the ecological impacts of discharging contaminant plumes.

Sampling at each location usually takes 5 minutes, allowing a small crew to collect dozens of samples in an afternoon. These samples can be analyzed in the field for real-time information useful in directing field investigations and research. The work that I have conducted at several contamination sites indicates that many groundwater plumes discharge in surface water bodies in 2-3' of water depth - accessible to investigators wearing hip boots or waders. Many plumes, especially Light Non-Aqueous Phase Liquid (LNAPL) plumes can be delineated by collection of samples in very shallow water or from under beaches. My initial experience has shown that Dense Non-Aqueous Phase Liquid (DNAPL) contaminant plumes express themselves in the shallow, near-shore water as well, even though the on-shore depth of the contaminant mass was deep in the aquifer.

Directions

Look at Figure 1.

As you can see, the PushPoint device is a very simple, precisely machined tool consisting of a tubular body fashioned with a screened zone at one end and a sampling port at the other. The bore of the PushPoint body is fitted with a guard-rod that gives structural support to the PushPoint and prevents plugging and deformation of the screened zone during insertion into sediments. The PushPoint is made of 316 stainless steel assuring compatibility with most sampling environments. The screened-zone consists of a series of interlaced machined slots which form a short screened-zone with approximately 20% open area.

Operation of the device is not difficult. One simply holds the device in a manner that squeezes the two handles towards each other to maintain the guard-rod fully inserted in the PushPoint body during the insertion process (as shown in Figure 2). Holding the device in this manner, push the PushPoint into the

sediments or beach to the desired depth using a gentle twisting motion. When the desired depth is reached (or you hit refusal, usually at an aquitard) remove the guard-rod from the PushPoint body without disturbing the position of the deployed sampler. Once the guard-rod has been removed from the PushPoint, it SHOULD NOT be reinserted into the device until the bore of the PushPoint has been thoroughly cleansed of all sand, silt, etc.

Attach a syringe or peristaltic pump to the PushPoint sample-port (see Figure 3) and withdraw water at a low-flow sampling rate (50-200 ml/min.). The first 20-50 ml of groundwater will be turbid. This is the "development" water and should be discarded. Once non-turbid aliquots have been withdrawn, representative samples can be collected for on-site and off-site analysis.

Cleaning and Maintenance

I cannot stress how important cleanliness and linearity are to the working life of the instrument. The PushPoint was designed as an indefinitely reusable device; potentially able to be reused hundreds of times. The tolerance between the guard-rod and the bore of the PushPoint is very small. Increases in this tolerance through abrasion and damage may allow silty material into this annular space, eventually jamming the guard-rod into the bore - maybe permanently!

Excess wear and abrasion can also be introduced if the guard-rod is inserted frequently when the PushPoint body is bent. All the small bends should be "undone" prior to reinsertion of guard-rod to avoid scraping the sides of the bore causing burrs. Before reinsertion of the guard-rod into the cleaned PushPoint, the device should be "straight as an arrow". Use caution when straightening the screened-zone, it is somewhat delicate without the guard-rod inside it, and can be broken through repeated bending. Similarly, the guard-rod should be bend-free and clean when inserted into the bore of the device. When a clean and straight PushPoint is assembled, the guard-rod should slide fairly easily through the PushPoint bore and its handle should seat against the sampling port.

Clean the exterior of the guard-rod and PushPoint body and screened-zone with a stiff brush and cleaning solution (soapy water).Cleaning and decontamination of the bore of the instrument is easily accomplished using the cleaning adapter provided. Remove the spray nozzle of a "garden sprayer" filled with cleaning solution. Connect the adapter as shown in Figure 4. Insert the sampling port of the PushPoint to the adapter and squirt ~ 100 ml of pressurized cleaning solution backwards through the sampler and out the screened-zone into a waste receptacle. Gently push the guard rod into the bore of the PushPoint to its end to dislodge any bridged material. Re-rinse the bore with cleaning solution. Follow this with a distilled water and/or methanol rinse. Reinsert the guard-rod and the device is ready to be used again.

In some instances it may be advantageous to force the cleaning solution through the screened-zone and out the sampling port. To do so, gently insert the screened-zone of the PushPoint into the cleaning adapter, making sure not to bend the screened-zone, until the entire screened-zone is within the adapter. The screened-zone is somewhat fragile. To avoid damage, do not bend the screen-zone during insertion into the adapter. Squirt cleaning solution through the sampler to a waste receptacle.

Helpful Hints, Information, and Cautions

- Multiple depths can be sampled in one hole if samples are collected, in order, from deepest to shallowest. Insert the sampler using a twisting motion until you reach refusal. Remove the guard-rod. **Do not push the sampler further into the sediments once the guard-rod has been removed as this may damage the screened-zone and plug the device with sediment**. Once sampling has been completed at this deepest depth, the PushPoint can be partially pulled from the hole to a new sampling

elevation. Remember, to prevent screened-zone damage, do not to insert the PushPoint into the sediments without the guard-rod inserted into the PushPoint body. Alternately, multiple holes can be used to collect samples from multiple depths at a particular sampling location. If vertical sampling is performed in one hole, it is recommended that some type be device such as a sampling platform be used to prevent lateral movement and slippage of the PushPoint as sampling is conducted near the top of the hole (see Figure 3). This offsets the leverage of the instrument and reduces hole degeneration. A simple platform would be a plate of steel with a 3/16" dia. hole through its center and would serve the fundamental purpose of maintaining a rigid hole opening . MHE offers a 8" dia., heavy-duty steel sampling platform engineered for the precise sampling depth requirements of field research. If repeated shallow sampling is to be conducted, it may be more convenient to use a shorter sampler (i.e. MHE - PP14").

- If you wish to reuse the PushPoint sampler at a particular sampling location and want to clean the bore quickly while you're there so that the guard-rod may be safely reinserted, you can use a syringe filled with surface water or DI water to backflush the bore several times before reinserting the guard-rod. Use at least 100 ml of water. If you have too much trouble reinserting the guard-rod (i.e. grit), it will be necessary to use the standard cleaning procedures.
- If the screened-zone of the PushPoint becomes plugged while inserted in the sediments due to passage through "something", it is frequently possible to hydraulically/pneumatically shock the screened-zone free of adhering material while it is inserted into the sediments. Attach a large-volume (50 ml) syringe to the sampling port. In a quick motion, pull the syringe plunger most of the way back (creating a vacuum) and then immediately release the plunger - the plunger will slam to a neutral position, sending a shock wave through the bore of the PushPoint and may alleviate the problem.
- The PushPoint can be used as a piezometer to determine the static head of the groundwater and hence, the potential direction of groundwater movement. To do this, a tube is connected to the sample port as shown in Figure 5. A continuous stream of water is established from the syringe (or pump) to the screened-zone by pumping out any air remaining in the PushPoint /tubing. When the tube is disconnected from syringe, the static water level in the tube will represent the static water level at the depth that the screened-zone occupies. In some discharge areas I have found several feet of head differential, and when the tubing is removed, the PushPoint flows like a miniature artesian well.
- It is frequently possible to push the PushPoint through thin lenses of low-permeably material and collect samples from below them and gather valuable geochemical samples. At many of the sites where the PushPoint has been used, sampling from just below a layer of fine sand/silt/clay, one occasionally encounters seemingly large pockets of gas that seem to have coalesced and collected under this less permeable stratum. Analysis of these pockets may provide additional insight to predominant biological processes. It is likely true that the concentration of volatile chemicals in the groundwater has equilibrated with these bubbles which means that their presence in a sampling stream or syringe would not significantly affect the concentration of dissolved volatile organic chemicals (VOC's). In fact, if one assumes that equilibrium conditions exist, the concentration of VOC's in the bubbles is directly related the concentration in the surrounding groundwater. An different condition may exist if the groundwater is supersaturated with bacterial metabolic waste gasses and the negative pressure exerted by the pump (or syringe) initiates degassing of dissolved gasses from the groundwater. In this instance, VOC's would partition from the groundwater to the bubbles as they are formed in the sampling tubing (this is fairly evident if occurring). The consequence of this condition is that part of the dissolved contaminant mass has partitioned into the gas phase and unless the gas-phase is captured, quantified and accounted for, the native VOC concentration of the groundwater is not reflected by analysis of the groundwater alone. If this condition exists, the degassing effect can be minimized by decreasing the sampling rate to a rate more easily yielded by the sampled formation. With experience, it is easy to distinguish which of these conditions (or combination of conditions) exist and to what extent they affect sample quality.
- The internal volume of a PushPoint PP27 is approx. 1.5 ml. A 50 ml syringe full of distilled water, decon water, methanol, etc. will push about 33 volumes through the bore.
- When straightening the screened zone it is sometimes helpful to flush out the bore of the device with a cleaning solution and then insert the guard-rod to the area of the bend in the screened-zone. Gently unbend the portion of the screened-zone nearest the rod and carefully advance the rod to the next bend.

After the rod has been fully inserted into the screened-zone perform the final screened-zone, straightening until the guard-rod slides freely through it.

- If the sampling port of the PushPoint is above the static level of the water body, each time you remove the syringe or pump from the PushPoint sampling port, air will fill the bore of the PushPoint, allowing the water level in the bore to reach its static head. To avoid this plug of air from entering the subsequent syringe, attach a pinch clamp and/or a 3-way valve between the sampling port and the syringe or pump inlet as shown in Figure 7.
- I have conducted dye tests (concentrated uranine dye) by injecting concentrated dye under a perforated 1.5' diameter disk through which the PushPoint was inserted from depths of 3" - 12" into sediments. The goal of these tests was to determine whether or not surface water and dye are drawn into samples collected in near surface sediments (i.e. whether a cone of depression is formed). The results indicated that no surface water is drawn into samples even though sampling was conducted with a peristaltic pump at its maximum rate of 600 ml/min for several minutes.
- I usually couple my field investigations with global positioning system (GPS) identification of the sampling location. If conditions permit, a pin flag can be placed at the sampling location for later location by GPS - I usually use sub-meter grade GPS for this surveying. GPS can then used in the future to relocate previously sampled location even if certain site physical characteristics have changed (eroding shorelines, etc.). If long-term study of a shoreline is planned it will be useful to have an elevation benchmark established on shore that can be used as a reference. The elevation of the sampling locations can then accurately measured. This may be helpful in areas where sediment levels are not stable such as in erosional areas.
- Sampling by syringe has many advantages. This is my preferred field method due to its simplicity and versatility. It is useful to be able to collect several 50 ml syringes full of groundwater, store them on ice and perform the sample transfer to VOA vial, etc. under more controlled conditions. To transfer sample to a VOA vial, place the end of the transfer tube (Figure 8) to the bottom of the VOA vial. Dispense sample into the VOA vial and slowly withdraw the transfer tube from the vial maintaining the mouth of the transfer tube just below the sample surface. When the transfer tube is almost out of the vial, continue to dispense sample and leave an "anti-meniscus" of sample above the rim of the vial. Add several drops of HCl (which will displace a few drops of sample) and cap. If VOC samples are to be collected and/or stored temporarily in a syringe, I recommend 100% polyethylene/polypropylene ("two piece") syringes such as those made by Henke Sass Wolf GMBH (NormJect ®, 50 ml)) configured as shown in Figure 8. From personal experience I have found that small amounts of aromatic compounds (BTEX) can leach from the rubber parts of the rubber-tipped plunger found in common medical syringes. Rubber-tipped plunger syringes have less side-wall resistance and work much smoother than the 100% polyethylene/polypropylene syringes so I use medical syringes for "development" of the PushPoint. Standard medical syringes also work well for collecting samples for non-VOC analysis. I utilize handheld meters for pH, conductivity, redox, DO, etc. One can dispense sample from the syringe into these types of instruments for field measurements. The disposable syringes may be cleaned and reused several times, but because they are a friction fit; prolonged reuse results in scoring of the barrel which eventually causes air leaks.
- The 50 ml, 100% polyethylene/polypropylene "two piece" syringes mentioned above can be purchased directly from MHE, configured with tubing, clamp, and stopper as was the example syringe included with your order, or customized to suit your individual needs. If you would to make your own, the syringes that I am currently using are purchased from National Scientific. The tubing is Tygon 1/4"OD x 1/8" ID. Be sure to use some type of clamp at the tubing mouth to ensure a good seal at the sampler port. The entire syringe assemblies are now available from MHE at a reasonable cost.
- Headspace GC analysis of VOC's can be easily accomplished using 100% polyethylene/polypropylene syringes. Dispense all but 25 ml of the sampled groundwater from the syringe. Refill the syringe to the 50 ml mark with ambient air and then stopper the tubing (and heat the syringe in a water bath if desired) as shown in Figure 9. Shake the syringe assembly to equilibrate the VOC's in the sample with the contained atmosphere. Insert a GC syringe needle through the transfer tube into the sample syringe headspace and withdraw a sample for GC analysis.
- Occasionally a small amount sand and silt is withdrawn into the syringe or pump sampling stream, even after proper "development" of the PushPoint. This may be due to the nature of the geologic formation. This fine material is probably already at equilibrium with the surrounding groundwater and

tests have shown that its presence should not influence analysis of VOC's in the groundwater sample. The sample can be transferred to its shipping container without this silt if the syringe is dispensed in such a manner as to let the solid material settle out in the syringe and not carry over to the shipping vial.

- The PushPoint has been used very successfully for underwater investigations using SCUBA equipment and a series of 100% polyethylene syringes. Once again, GPS equipment was used for location of the position that the divers collected groundwater samples of contaminant plume expression in the lake. Underwater notes (temperature, depth, observations, etc.) can be written directly on the sample syringes if they are pre-prepared with a strip of Scotch Magic Transparent Tape applied down the syringe body and writing is done with a soft pencil.
- The PushPoint may be used to inject nutrients or dyes into the sediments for field trials of biologic or geochemical testing or tracing groundwater paths. Simply insert the PushPoint to the desired depth, and after the guard-rod has been removed, connect a syringe or pump and slowly inject the desired fluid into the sediments, perhaps followed by a small amount of native groundwater to flush the instrument.
- The PushPoint is constructed of 316 stainless steel as mentioned previously. There are two places where the stainless parts are silver soldered together, the handle of the guard-rod and the handle on the PushPoint sampler. If the investigator is collecting samples for metals analysis, the silver solder joint on the guard-rod may impart trace levels metallic residue to the sampling port mouth. This has never caused a problem but the possibility exists. The silver solder that I use is Safety-Silv 45 which contains silver (45%), copper (30%),and zinc (25%). MSDS available upon request. In the unlikely event that these metals cause contamination of samples, MHE can produce specialty guard-rods that are not silver soldered. What can I say, these devices were originally built to sample for VOC's.
- These devices can be dedicated as semi-permanent underwater monitoring devices. If a PushPoint is inserted to the desired depth through a plate (such as the sampling platform mentioned earlier) that can lock the sampler at the correct insertion depth, a vinyl cap can be placed over the mouth of the sampler, and the sampler can be dedicated to that location so that future samples can be withdrawn when desired.
- It has been useful to carry several samplers in "quivers" made of 2" PVC tubing….one tube for (10-15) clean/assembled samplers and one tube for used samplers and their separated guard-rods. This arrangement protects both the investigators and the instruments.
- I have been using a Myron 6P Ultrameter available from www.ColeParmer.com for most of my work. This instrument measures pH, specific conductance, ORP, temperature, and TDS using only a few milliliters of sample and is perfectly suited to samples dispensed by syringe. The instrument is waterproof to 3 m. There will soon be a link on the MHEproducts.com web page.
- I have been using the Chemetrics Vacu-Vial technique (www.Chemtrics.com) in conjunction with Pushpoint sampling. I use this for dissolved oxygen and dissolved iron measurements. Many other analytical tests are also available such as nitrate, phenols, etc.. This analytical technique also works very well with samples collected in syringes. The sample is dispensed into a plastic cone until it overflows. The tip of an evacuated ampoule containing the necessary reagents is broken off at the bottom of the cone allowing the vacuum in the ampoule to pull in a aliquot of sample that has not contacted the atmosphere. The ampoule is shaken and is then is then placed as a cuvette into a handheld spectrophotometer. The results are nearly instantaneous and are displayed in ppm. There will soon be a link on the MHEproducts.com web page.

I hope that users will find many useful and innovative uses for this device. If you have other helpful information, uses, and advice concerning these samplers, please write or e-mail suggestions to me for inclusion in future manual revisions. I have finally started a web site: www.MHEproducts.com and have posted pictures, new products, and the latest version of this manual.

Thanks. MHE

MHE Products
3371 Sherman Rd.
East Tawas, MI 48730
USA

Phn: 989 362 5179
517 393 0948

e-mail: sales@MHEProducts.com

Figure 1

the PushPoint sampler

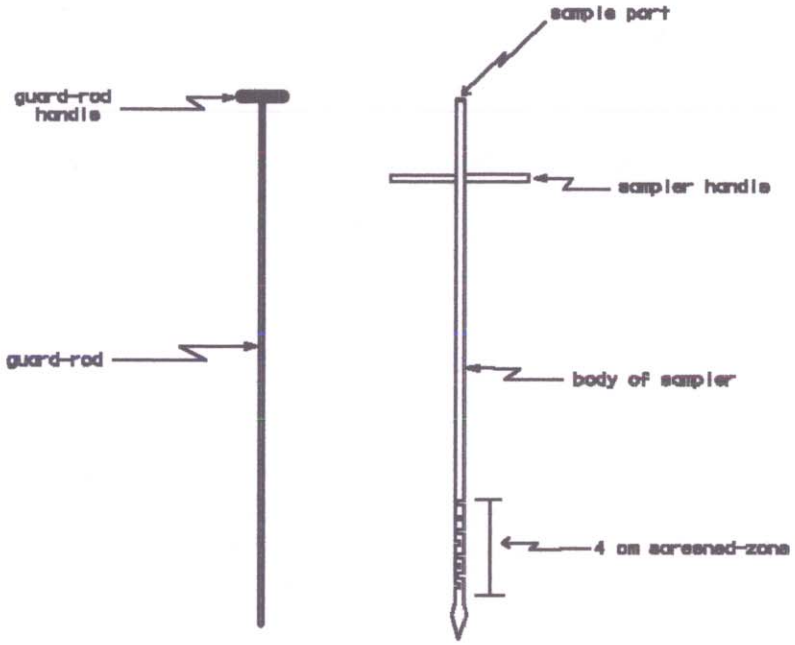

Fig. 1a

disassembled sampler

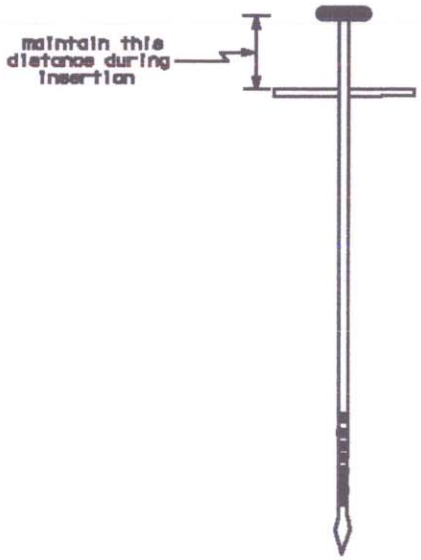

Fig. 1b

assembled sampler

MHE Products.com

Figure 2

grasp instrument firmly
and squeeze two handles
together to maintain
this distance while
inserting into sediments

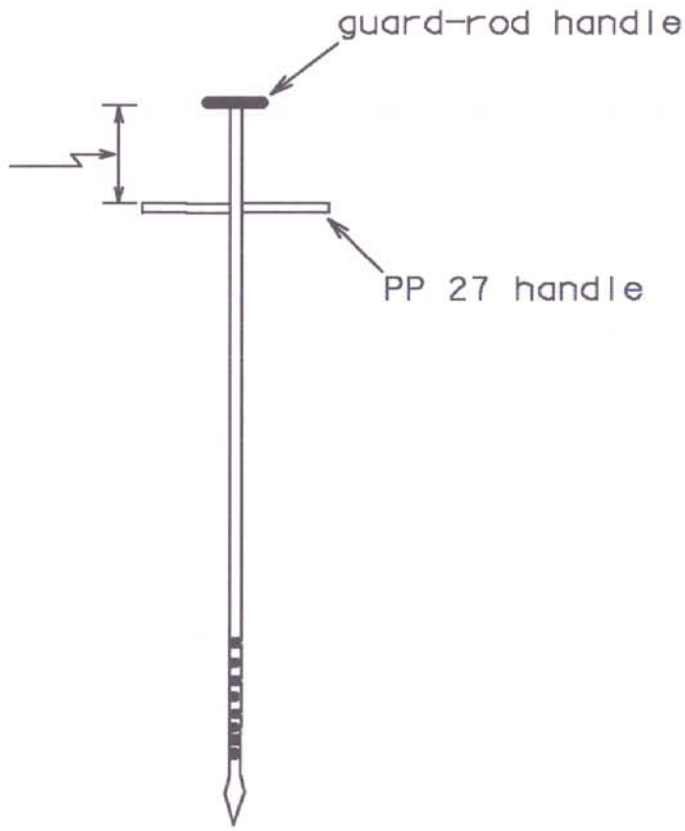

MHE Products.com

Figure 3

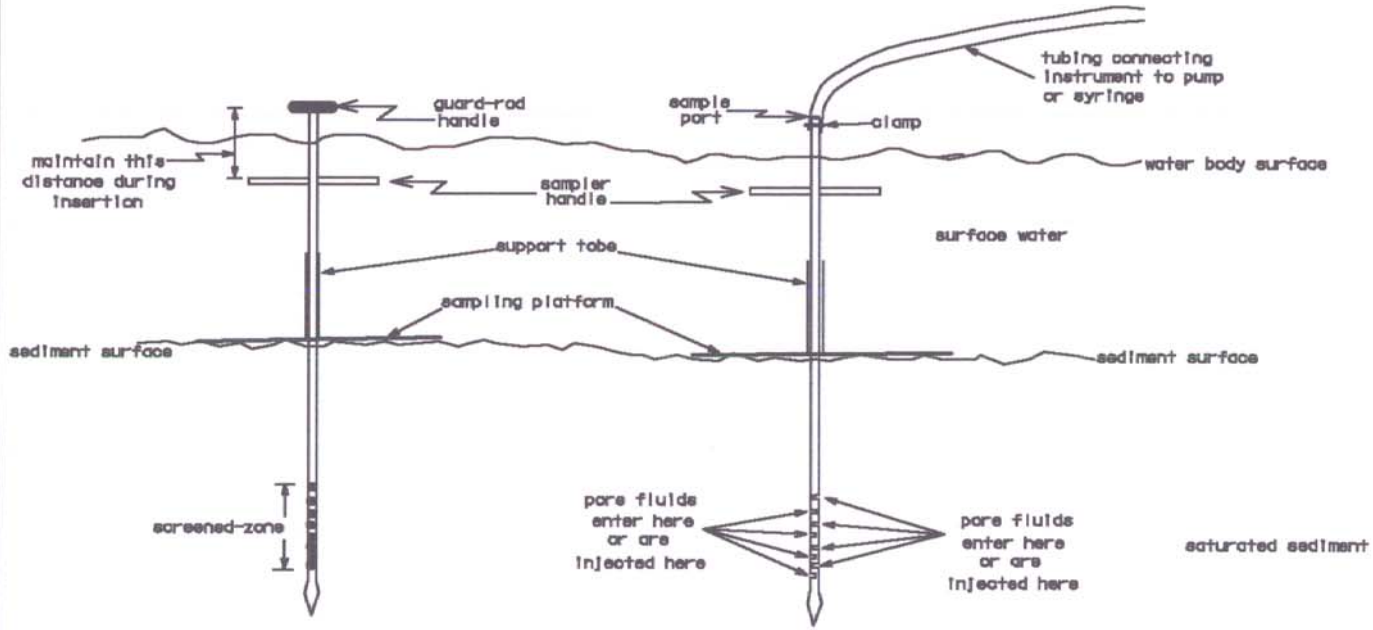

Fig. 3a
configuration when installing in sediments

Fig. 3b
configuration while sampling groundwater

MHE Products.com

Figure 4

attachment of decon adaptor

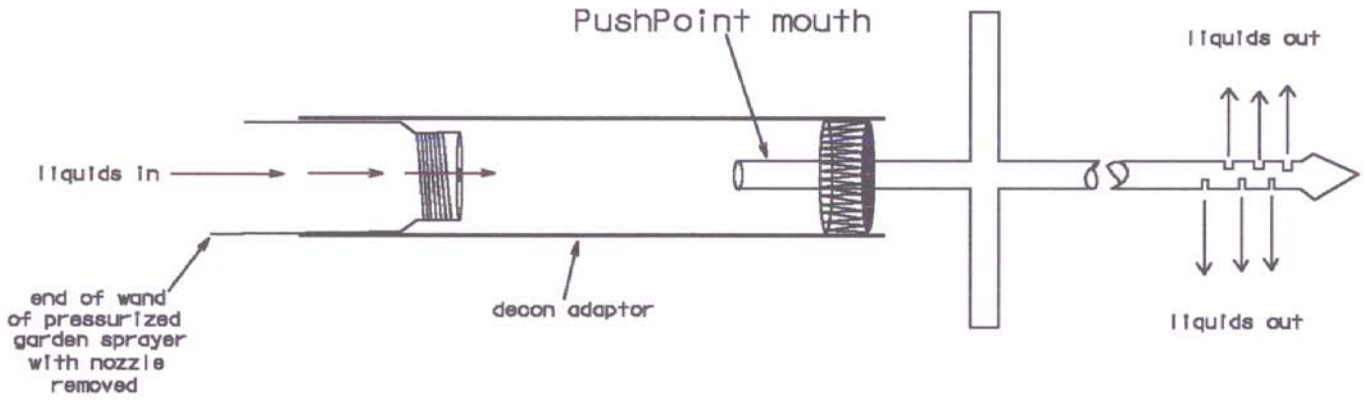

MHE Products.com

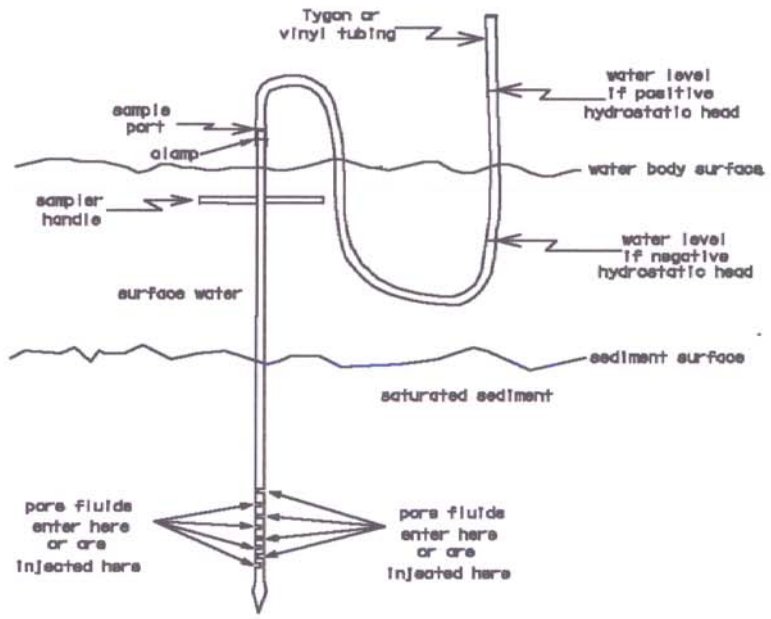

Figure 5

MHE Products.com

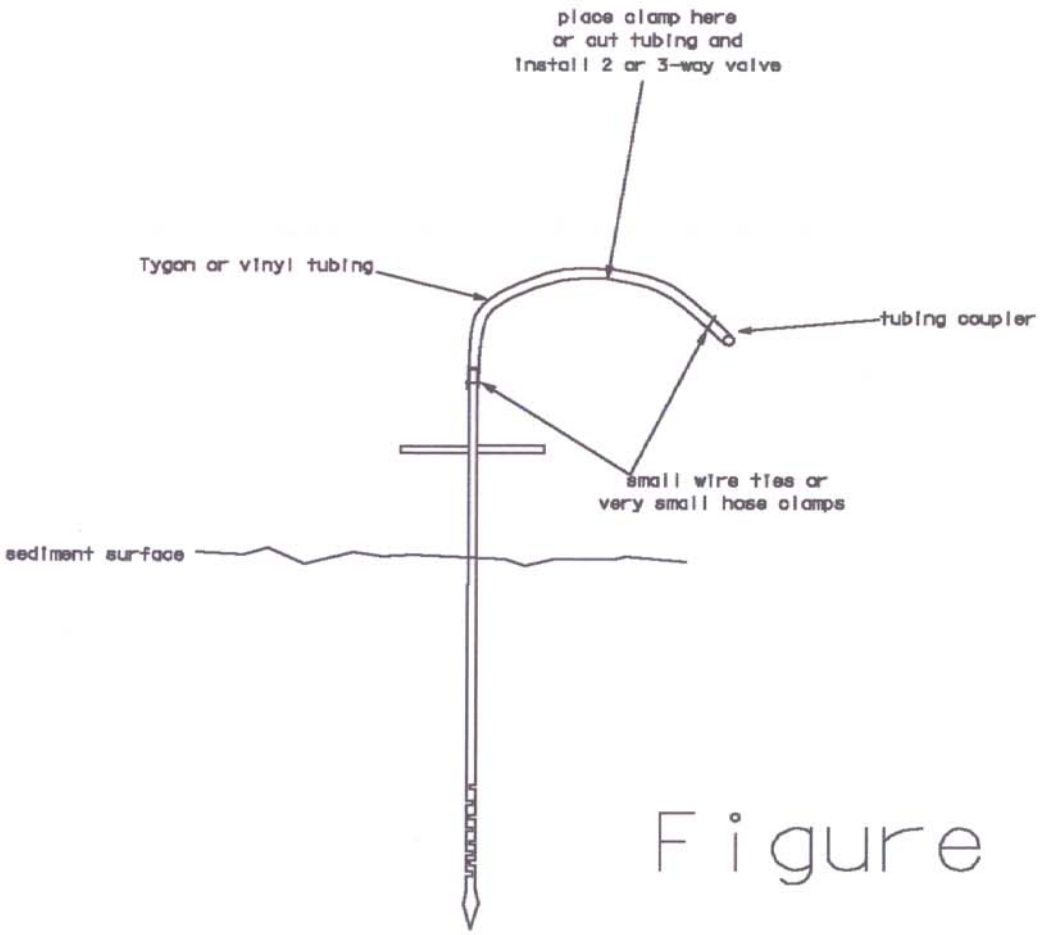

Figure 6

MHE Products.com

dispensing sample

into VOA vial

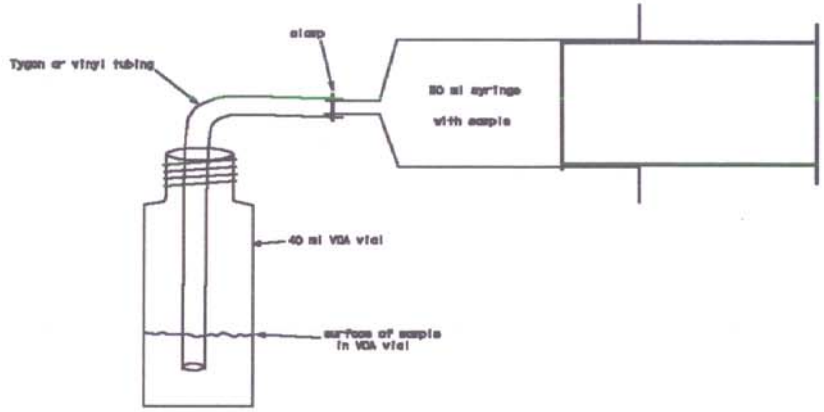

sample in VOA vial

awaiting preservation

and capping

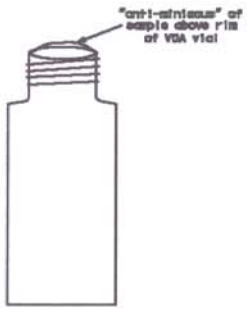

Figure 7

filling VOA vial "headspace free"

MHE Products.com

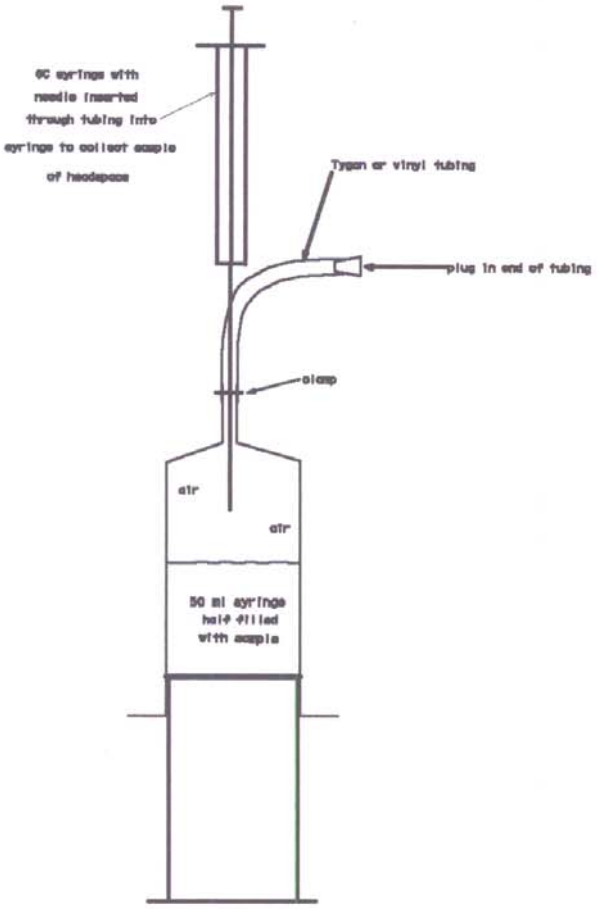

Figure 8

MHE Products, com

AECOM
3950 Sparks Drive Southeast
Grand Rapids, MI 49546
aecom.com

Appendix B

SURFACE WATER SAMPLING FORM

Date: 08/27/2018
Site Name: Wartsmith
Project Number: 60518528

Client: MDEQ
Field Staff: Stan K.
Ron F.

SURFACE WATER SAMPLE INFORMATION

Type of Sample: Surface water
Sample Purpose: Pine River outlet
Sampling Device: Peristaltic

Sample ID: SW180827345RF
Duplicate ID: NA
MS/MSD: Y / (N)
Location: Pine River
Tubing Type: LDPE

Description of Location: Pine River channel, approx 4' deep. Sample taken approx 2-5' below surface

FIELD MEASUREMENTS

Time	T (°C)	Cond. (mS/cm)	DO (mg/L)	pH	ORP (mV)	Turbidity (NTU)	Comments
1345	20.7	383	6.35	5.45	220.8	7.23	

SAMPLE POINT CONDITIONS

Was Monitoring Point Dry? ☐ Yes ☑ No
If yes, describe:

Was Water Flowing? ☐ Yes ☒ No
If yes, Estimate Depth:

Water Discolored? ☒ Yes ☐ No
If yes, describe: Brown, turbid

Does water have odor? ☐ Yes ☒ No
If yes, describe:

Was ground discolored? ☐ Yes ☐ No ☒ N/A
If yes, describe:

Litter present? ☐ Yes ☒ No
If yes, describe:

Samples Collected: PFA

Time Sampled: 1345

SURFACE WATER SAMPLING FORM

Date: 8-27-18
Site Name: Wurtsmith
Project Number: 60518528

Client: MDEQ
Field Staff: Stan. K
Ron Friend

SURFACE WATER SAMPLE INFORMATION

Type of Sample: Pore Water
Sample Purpose: Van Etten 10
Sampling Device: Peristaltic Pump
Description of Location: Shoreline 2" below water level

Sample ID: PW180827 1430 RF
Duplicate ID:
MS/MSD: Y / N
Location: Van Etten 10 PW VE 10
Tubing Type: CDPE

FIELD MEASUREMENTS

Time	T (°C)	Specific Cond. (mS/cm)	DO (mg/L)	pH	ORP (mV)	Turbidity (NTU)	Comments
1430	13.2	0.470	3.89	5.14	229.5	2	

SAMPLE POINT CONDITIONS

Was Monitoring Point Dry? ☐ Yes ☒ No
If yes, describe:

Was Water Flowing? ☐ Yes ☒ No
If yes, Estimate Depth:

Water Discolored? ☐ Yes ☒ No
If yes, describe:

Does water have odor? ☐ Yes ☒ No
If yes, describe:

Was ground discolored? ☐ Yes ☒ No ☐ N/A
If yes, describe:

Litter present? ☐ Yes ☒ No
If yes, describe:

Samples Collected: ~~PW180827 1430 RF~~ PFAS

Time Sampled: 1430

SURFACE WATER SAMPLING FORM

Date: 8-27-18
Site Name: Wurtsmith
Project Number: 60518528

Client: MDEQ
Field Staff: Ron Friend
Stan Kreuz

SURFACE WATER SAMPLE INFORMATION

Type of Sample: Surface Water
Sample Purpose:
Sampling Device: Peristaltic

Sample ID: SW180827150 0 RF
Duplicate ID: NA
MS/MSD: Y / N
Location: ~~[illegible]~~ SW VEL 10
Tubing Type: ~~[illegible]~~ CDPE

Description of Location: Surface Water 2" depth at Van Etten 10

FIELD MEASUREMENTS

Time	T (°C)	Specific Cond. (mS/cm)	DO (mg/L)	pH	ORP (mV)	Turbidity (NTU)	Comments
1500	23.6	0.323	8.23	5.75	186.2	3	

SAMPLE POINT CONDITIONS

Was Monitoring Point Dry? ☐ Yes ☒ No
If yes, describe:

Was Water Flowing? ☐ Yes ☒ No
If yes, Estimate Depth:

Water Discolored? ☐ Yes ☒ No
If yes, describe:

Does water have odor? ☐ Yes ☒ No
If yes, describe:

Was ground discolored? ☐ Yes ☐ No ☒ N/A
If yes, describe:

Litter present? ☐ Yes ☒ No
If yes, describe:

Samples Collected: PFAS

Time Sampled: 1500

SURFACE WATER SAMPLING FORM

Date: 8-27-18
Site Name: Wurtsmith
Project Number: 60518528

Client: MDEQ
Field Staff: RF, SK. JM

SURFACE WATER SAMPLE INFORMATION

Type of Sample: Pore Water
Sample Purpose:
Sampling Device: Peristaltic

Sample ID: PW180827 1520RF
Duplicate ID: none
MS/MSD: Y / (N)
Location: PW VEL07
Tubing Type: CDPE

Description of Location: Shoreline 3" below water surface

East of YMCA camp lodge FLIR #2951

FIELD MEASUREMENTS

Time	T (°C)	Specific Cond. (mS/cm)	DO (mg/L)	pH	ORP (mV)	Turbidity (NTU)	Comments
1525	14.7	0.272	9.96	4.96	170	15	

SAMPLE POINT CONDITIONS

Was Monitoring Point Dry? ☐ Yes ☒ No
If yes, describe:

Was Water Flowing? ☐ Yes ☒ No
If yes, Estimate Depth:

Water Discolored? ☐ Yes ☒ No
If yes, describe:

Does water have odor? ☐ Yes ☒ No
If yes, describe:

Was ground discolored? ☐ Yes ☒ No ☐ N/A
If yes, describe:

Litter present? ☐ Yes ☒ No
If yes, describe:

Samples Collected: PFAS

Time Sampled: 1520

SURFACE WATER SAMPLING FORM

Date: 8-27-18
Site Name: Wurtsmith
Project Number: 60518528

Client: MDEQ
Field Staff: RF, SK, JM

SURFACE WATER SAMPLE INFORMATION

Type of Sample: Surface Water
Sample Purpose:
Sampling Device: Peristaltic

Sample ID: SW180827154 5RF
Duplicate ID:
MS/MSD: Y / (N)
Location: SW VEL 07
Tubing Type: CDPE

Description of Location: Surface water 3" depth at Van Etten 07 location about 50 ft from shore

FIELD MEASUREMENTS

Time	T (°C)	Specific Cond. (mS/cm)	DO (mg/L)	pH	ORP (mV)	Turbidity (NTU)	Comments
1550	23.8	0.324	8.35	5.42	158.7	4	

SAMPLE POINT CONDITIONS

Was Monitoring Point Dry? ☐ Yes ☒ No
If yes, describe:

Was Water Flowing? ☐ Yes ☒ No
If yes, Estimate Depth:

Water Discolored? ☐ Yes ☒ No
If yes, describe:

Does water have odor? ☐ Yes ☒ No
If yes, describe:

Was ground discolored? ☐ Yes ☐ No ☒ N/A
If yes, describe:

Litter present? ☐ Yes ☒ No
If yes, describe:

Samples Collected: PFAS

Time Sampled: 1545

SURFACE WATER SAMPLING FORM

Date: 8-28-18
Site Name: Nurtsmith
Project Number: 60518528

Client: MDEQ
Field Staff: RF, SK

SURFACE WATER SAMPLE INFORMATION

Type of Sample: Surface Water
Sample Purpose:
Sampling Device: Peristaltic
Description of Location: ~~P~~ Near Van Etten Seep 7
Surface water ~2ft depth

Sample ID: SW180828930SK
Duplicate ID:
MS/MSD: Y / N
Location: SW VEL S1
Tubing Type: CDPE

FLPR #2953

FIELD MEASUREMENTS

Time	T (°C)	Specific Cond. (mS/cm)	DO (mg/L)	pH	ORP (mV)	Turbidity (NTU)	Comments
935	22.7	0.328	6.53	7.90	158.8	7	

SAMPLE POINT CONDITIONS

Was Monitoring Point Dry? ☐ Yes ☒ No
If yes, describe:

Was Water Flowing? ☐ Yes ☒ No
If yes, Estimate Depth:

Water Discolored? ☐ Yes ☒ No
If yes, describe:

Does water have odor? ☐ Yes ☒ No
If yes, describe:

Was ground discolored? ☐ Yes ☐ No ☒ N/A
If yes, describe:

Litter present? ☐ Yes ☒ No
If yes, describe:

Samples Collected: PFAS

Time Sampled: 0930

SURFACE WATER SAMPLING FORM

Date: 8-28-18
Site Name: Wurtsmith
Project Number: 60518528

Client: MDEQ
Field Staff: RF, SK

SURFACE WATER SAMPLE INFORMATION

Type of Sample: Pore Water
Sample Purpose:
Sampling Device: Peristaltic

Sample ID: PW180828 1015 SK
Duplicate ID: None
MS/MSD: Y / (N)
Location: PW VEL 12
Tubing Type: CDPE

Description of Location: Pore water near state park boat launch depth 2.5 ft at shoreline

FLIR #2955

FIELD MEASUREMENTS

Time	T (°C)	Specific Cond. (mS/cm)	DO (mg/L)	pH	ORP (mV)	Turbidity (NTU)	Comments
1015	14.9	0.351	7.06	7.53	181.1	1	

SAMPLE POINT CONDITIONS

Was Monitoring Point Dry? ☐ Yes ☒ No
If yes, describe:

Was Water Flowing? ☐ Yes ☒ No
If yes, Estimate Depth:

Water Discolored? ☐ Yes ☒ No
If yes, describe:

Does water have odor? ☐ Yes ☒ No
If yes, describe:

Was ground discolored? ☐ Yes ☒ No ☐ N/A
If yes, describe:

Litter present? ☐ Yes ☒ No
If yes, describe:

Samples Collected: PFAS

Time Sampled: 1015

SURFACE WATER SAMPLING FORM

Date: 8-28-18
Site Name: Wurtsmith
Project Number: 60518528

Client: MDEQ
Field Staff: RF, SK

SURFACE WATER SAMPLE INFORMATION

Type of Sample: Pore Water
Sample Purpose:
Sampling Device: Peristaltic

Sample ID: PW180828105OSK
Duplicate ID:
MS/MSD: Y / (N)
Location: PW VEL 04
Tubing Type: ~~CP~~ CDPE

Description of Location: Pore water sample depth 2.5 ft

FIELD MEASUREMENTS

Time	T (°C)	Specific Cond. (mS/cm)	DO (mg/L)	pH	ORP (mV)	Turbidity (NTU)	Comments
1045	14.6	0.361	7.81	6.74	181.1	2	

SAMPLE POINT CONDITIONS

Was Monitoring Point Dry? ☐ Yes ☒ No
If yes, describe:

Was Water Flowing? ☐ Yes ☒ No
If yes, Estimate Depth:

Water Discolored? ☐ Yes ☒ No
If yes, describe:

Does water have odor? ☐ Yes ☒ No
If yes, describe:

Was ground discolored? ☐ Yes ☒ No ☐ N/A
If yes, describe:

Litter present? ☐ Yes ☒ No
If yes, describe:

Samples Collected: PFAS

Time Sampled: 1050

SURFACE WATER SAMPLING FORM

Date: 8-28-18
Site Name: Wurtsmith
Project Number: 60518528

Client: MDEQ
Field Staff: RF, SK

SURFACE WATER SAMPLE INFORMATION

Type of Sample: ~~Po~~ Surface Water
Sample Purpose:
Sampling Device: Peristaltic

Sample ID: SW180828 1105 SK
Duplicate ID:
MS/MSD: Y / (N)
Location: SW VEL 04
Tubing Type:

Description of Location: Surface water sample at ~~2'~~ 2' below water surface about 25 ft off shore from pore water location at VEL04

FIELD MEASUREMENTS

Time	T (°C)	Specific Cond. (mS/cm)	DO (mg/L)	pH	ORP (mV)	Turbidity (NTU)	Comments
1105	23.1	0.322	7.83	7.97	146.3	3	

SAMPLE POINT CONDITIONS

Was Monitoring Point Dry? ☐ Yes ☒ No
If yes, describe:

Was Water Flowing? ☐ Yes ☒ No
If yes, Estimate Depth:

Water Discolored? ☐ Yes ☒ No
If yes, describe:

Does water have odor? ☐ Yes ☒ No
If yes, describe:

Was ground discolored? ☐ Yes ☐ No ☒ N/A
If yes, describe:

Litter present? ☐ Yes ☒ No
If yes, describe:

Samples Collected: PFAS

Time Sampled: 1105

SURFACE WATER SAMPLING FORM

Date: 8-28-18
Site Name: Wirtsmith
Project Number: 60518528

Client: MDEQ
Field Staff: RF, SK

SURFACE WATER SAMPLE INFORMATION

Type of Sample: Pore Water
Sample Purpose:
Sampling Device: Peristaltic / Henry

Sample ID: PW180828 1320 SK
Duplicate ID:
MS/MSD: Y / (N)
Location: PW VEL 13
Tubing Type: ~~PW VEL 13~~ CDPE

Description of Location: Small beach with wooden bench
Pore water sampled 2" below ground surface

FIELD MEASUREMENTS

Time	T (°C)	Specific Cond. (mS/cm)	DO (mg/L)	pH	ORP (mV)	Turbidity (NTU)	Comments
1320	12.7	0.130	9.55	6.14	165.9	1	

SAMPLE POINT CONDITIONS

Was Monitoring Point Dry? □ Yes ☒ No
If yes, describe:

Was Water Flowing? □ Yes ☒ No
If yes, Estimate Depth:

Water Discolored? □ Yes ☒ No
If yes, describe:

Does water have odor? □ Yes ☒ No
If yes, describe:

Was ground discolored? □ Yes ☒ No □ N/A
If yes, describe:

Litter present? □ Yes ☒ No
If yes, describe:

Samples Collected: PFAS

Time Sampled: 1320

SURFACE WATER SAMPLING FORM

Date: 8-28-18
Site Name: Wurtsmith
Project Number: 60518528

Client: MDEQ
Field Staff: RF, SK

SURFACE WATER SAMPLE INFORMATION

Type of Sample: Pore Water
Sample Purpose:
Sampling Device: Peristaltic / Henry
Description of Location: West end of Ken Ratliff park
2.5 ft below water/ground surface

Sample ID: PW180828134 5SK
Duplicate ID:
MS/MSD: Y / (N)
Location: PW VEL L2
Tubing Type: CDPE

FLIR #2957

FIELD MEASUREMENTS

Time	T (°C)	Specific Cond. (mS/cm)	DO (mg/L)	pH	ORP (mV)	Turbidity (NTU)	Comments
1345	16.5	0.547	1.56	7.20	113.2	3	

SAMPLE POINT CONDITIONS

Was Monitoring Point Dry? ☐ Yes ☒ No
If yes, describe:

Was Water Flowing? ☐ Yes ☒ No
If yes, Estimate Depth:

Water Discolored? ☐ Yes ☒ No
If yes, describe:

Does water have odor? ☐ Yes ☒ No
If yes, describe:

Was ground discolored? ☐ Yes ☒ No ☐ N/A
If yes, describe:

Litter present? ☐ Yes ☒ No
If yes, describe:

Samples Collected: PFAS

Time Sampled: 1345

SURFACE WATER SAMPLING FORM

Date: 8-28-18
Site Name: Wurtsmith
Project Number: 60518528

Client: MDEQ
Field Staff: SK, RF

SURFACE WATER SAMPLE INFORMATION

Type of Sample: Surface water
Sample Purpose:
Sampling Device: Peristaltic
Description of Location: About 30 ft offshore from PW VEL L2 location
2.5 ft depth

Sample ID: SW180828 1405 SK
Duplicate ID:
MS/MSD: Y / (N)
Location: SW VEL L2
Tubing Type: CDPE

FIELD MEASUREMENTS

Time	T (°C)	Specific Cond. (mS/cm)	DO (mg/L)	pH	ORP (mV)	Turbidity (NTU)	Comments
1405	25.2	0.310	10.62	7.79	113.8	1	

SAMPLE POINT CONDITIONS

Was Monitoring Point Dry? ☐ Yes ☒ No
If yes, describe:

Was Water Flowing? ☐ Yes ☒ No
If yes, Estimate Depth:

Water Discolored? ☐ Yes ☒ No
If yes, describe:

Does water have odor? ☐ Yes ☒ No
If yes, describe:

Was ground discolored? ☐ Yes ☐ No ☒ N/A
If yes, describe:

Litter present? ☐ Yes ☒ No
If yes, describe:

Samples Collected: PFAS

Time Sampled: 1405

SURFACE WATER SAMPLING FORM

Date: 8-28-18
Site Name: Wurtsmith
Project Number: 60518528

Client: MDEQ
Field Staff: RF, SK

SURFACE WATER SAMPLE INFORMATION

Type of Sample: Pore Water
Sample Purpose:
Sampling Device: Peristaltic/Henry

Sample ID: PW180828/1435SK
Duplicate ID:
MS/MSD: Y / (N)
Location: PW VEL ~~B~~ L3
Tubing Type: CDPE

Description of Location: Eastend of beach at Ratliff Park
2 ft depth

FIELD MEASUREMENTS

Time	T (°C)	Specific Cond. (mS/cm)	DO (mg/L)	pH	ORP (mV)	Turbidity (NTU)	Comments
1435	19.6	0.391	3.95	7.20	109.9	12	

SAMPLE POINT CONDITIONS

Was Monitoring Point Dry? ☐ Yes ☒ No
If yes, describe:

Was Water Flowing? ☐ Yes ☒ No
If yes, Estimate Depth:

Water Discolored? ☐ Yes ☒ No
If yes, describe:

Does water have odor? ☐ Yes ☒ No
If yes, describe:

Was ground discolored? ☐ Yes ☒ No ☐ N/A
If yes, describe:

Litter present? ☐ Yes ☒ No
If yes, describe:

Samples Collected: ~~PB~~ PFAS

Time Sampled: 1435

SURFACE WATER SAMPLING FORM

Date: 8-28-18
Site Name: Wurtsmith
Project Number: 60518528

Client: MDEQ
Field Staff: RF, SK

SURFACE WATER SAMPLE INFORMATION

Type of Sample: Surface Water
Sample Purpose:
Sampling Device: Peristaltic
Description of Location: 50 ft offshore from PW VEL L3

Sample ID: SW180828I500SK
Duplicate ID:
MS/MSD: Y / (N)
Location: SW VEL L3
Tubing Type: CDPE

FIELD MEASUREMENTS

Spec Fi

Time	T (°C)	Cond. (mS/cm)	DO (mg/L)	pH	ORP (mV)	Turbidity (NTU)	Comments
1500	24.8	0.318	8.51	7.11	114.5	2	

SAMPLE POINT CONDITIONS

Was Monitoring Point Dry? ☐ Yes ☒ No
If yes, describe:

Was Water Flowing? ☐ Yes ☒ No
If yes, Estimate Depth:

Water Discolored? ☐ Yes ☒ No
If yes, describe:

Does water have odor? ☐ Yes ☒ No
If yes, describe:

Was ground discolored? ☐ Yes ☐ No ☒ N/A
If yes, describe:

Litter present? ☐ Yes ☒ No
If yes, describe:

Samples Collected: PFAS

Time Sampled: 1500

SURFACE WATER SAMPLING FORM

Date: 8-28-18
Site Name: Wurtsmith
Project Number: 60518528

Client: MDEQ
Field Staff: RF, SK, GC

SURFACE WATER SAMPLE INFORMATION

Type of Sample: Pore Water
Sample Purpose:
Sampling Device: Peristaltic, Henry
Description of Location: Short bank along shore

Sample ID: PW180828 ~~1345~~ 1545SK
Duplicate ID:
MS/MSD: Y / (N)
Location: PW VEL 11
Tubing Type: CDPE

FIELD MEASUREMENTS

Time	T (°C)	Specific Cond. (mS/cm)	DO (mg/L)	pH	ORP (mV)	Turbidity (NTU)	Comments
1545	20.6	0.600	5.68	6.96	136.3	6	

SAMPLE POINT CONDITIONS

Was Monitoring Point Dry? ☐ Yes ☒ No
If yes, describe:

Was Water Flowing? ☐ Yes ☒ No
If yes, Estimate Depth:

Water Discolored? ☐ Yes ☒ No
If yes, describe:

Does water have odor? ☐ Yes ☒ No
If yes, describe:

Was ground discolored? ☐ Yes ☒ No ☐ N/A
If yes, describe:

Litter present? ☐ Yes ☒ No
If yes, describe:

Samples Collected: PFAS

Time Sampled: ~~1345~~ RF 1545

SURFACE WATER SAMPLING FORM

Date: 8-28-18

Site Name: Wurtsmith

Project Number: 60518528

Client: MDEG

Field Staff: RF, SK, GC

SURFACE WATER SAMPLE INFORMATION

Type of Sample: Surface Water

Sample Purpose:

Sampling Device: Peristaltic

Description of Location: About 60 ft offshore from PW VEL 11

Sample ID: SW180828~~1510~~ ~~1410SK~~

Duplicate ID: 1610SK

MS/MSD: Y / (N)

Location: SW VEL 11

Tubing Type: CDPE

FIELD MEASUREMENTS

Time	T (°C)	Specific Cond. (mS/cm)	DO (mg/L)	pH	ORP (mV)	Turbidity (NTU)	Comments
1610	24.7	0.308	10.88	7.00	85.6	1	

SAMPLE POINT CONDITIONS

Was Monitoring Point Dry? ☐ Yes ☒ No

If yes, describe:

Was Water Flowing? ☐ Yes ☒ No

If yes, Estimate Depth:

Water Discolored? ☐ Yes ☒ No

If yes, describe:

Does water have odor? ☐ Yes ☒ No

If yes, describe:

Was ground discolored? ☐ Yes ☒ No ☒ N/A

If yes, describe:

Litter present? ☐ Yes ☒ No

If yes, describe:

Samples Collected: PFAS

Time Sampled: 1610

SURFACE WATER SAMPLING FORM

Date: 8-28-18
Site Name: Wurtsmith
Project Number: 60518528

Client: MDEQ
Field Staff: RF, SK, GC

SURFACE WATER SAMPLE INFORMATION

Type of Sample: Bore water
Sample Purpose:
Sampling Device: Peristaltic, Henry

Sample ID: PW180828 1645 SK
Duplicate ID:
MS/MSD: Y / (N)
Location: PW VEL 14
Tubing Type: CDPE

Description of Location: Shorline infront of 3 small cottages
2' depth

FIELD MEASUREMENTS

Time	T (°C)	Sp. Cond. (mS/cm)	DO (mg/L)	pH	ORP (mV)	Turbidity (NTU)	Comments
1645	20.3	~~2.81~~ 0.410	2.81	6.24	144.1	14	

SAMPLE POINT CONDITIONS

Was Monitoring Point Dry? ☐ Yes ☒ No
If yes, describe:

Was Water Flowing? ☐ Yes ☒ No
If yes, Estimate Depth:

Water Discolored? ☐ Yes ☒ No
If yes, describe:

Does water have odor? ☐ Yes ☒ No
If yes, describe:

Was ground discolored? ☐ Yes ☒ No ☐ N/A
If yes, describe:

Litter present? ☐ Yes ☒ No
If yes, describe:

Samples Collected: PFAS

Time Sampled: 1645

SURFACE WATER SAMPLING FORM

Date: 8-29-18
Site Name: Wurtsmith
Project Number: 60518528

Client: MDEQ
Field Staff: RF, GC

SURFACE WATER SAMPLE INFORMATION

Type of Sample: Surface water
Sample Purpose:
Sampling Device: Peristaltic
Description of Location: Au Sable Mouth
total river depth 10 ft Sample collected at 6 ft

Sample ID: SW180829100GC
Duplicate ID:
MS/MSD: Y / (N)
Location:
Tubing Type: Au Sable discharge
SW ASRD1

FIELD MEASUREMENTS

Time	T (°C)	Sp Cond. (mS/cm)	DO (mg/L)	pH	ORP (mV)	Turbidity (NTU)	Comments
0955	23.7	0.264	5.01	7.91	129.4	1.24	

SAMPLE POINT CONDITIONS

Was Monitoring Point Dry? ☐ Yes ☒ No
If yes, describe:

Was Water Flowing? ☒ Yes ☐ No
If yes, Estimate Depth:

Water Discolored? ☐ Yes ☒ No
If yes, describe:

Does water have odor? ☐ Yes ☒ No
If yes, describe:

Was ground discolored? ☐ Yes ☒ No ☒ N/A
If yes, describe:

Litter present? ☐ Yes ☒ No
If yes, describe:

Samples Collected: PFAS

Time Sampled: 1000

SURFACE WATER SAMPLING FORM

Date: 8-29-18

Client: MDEQ

Site Name: Wurtsmith

Field Staff: RF, GC

Project Number: 60518528

SURFACE WATER SAMPLE INFORMATION

Type of Sample: Surface Water

Sample ID: SW180829 1035GC

Sample Purpose:

Duplicate ID:

MS/MSD: Y / (N)

Sampling Device: Peristaltic

Location: SW ASR D2

Tubing Type: CDPE

Description of Location: River depth 9 ft, sample at 5 ft depth

FIELD MEASUREMENTS

Time	T (°C)	Sp Cond. (mS/cm)	DO (mg/L)	pH	ORP (mV)	Turbidity (NTU)	Comments
10:30	23.8	0.264	5.44	7.35	103.5	1	

SAMPLE POINT CONDITIONS

Was Monitoring Point Dry? ☐ Yes ☒ No

If yes, describe:

Was Water Flowing? ☒ Yes ☐ No

If yes, Estimate Depth:

Water Discolored? ☐ Yes ☒ No

If yes, describe:

Does water have odor? ☐ Yes ☒ No

If yes, describe:

Was ground discolored? ☐ Yes ☐ No ☒ N/A

If yes, describe:

Litter present? ☐ Yes ☒ No

If yes, describe:

Samples Collected: PFAS

Time Sampled: 1035

SURFACE WATER SAMPLING FORM

Date: 8-29-18
Site Name: Wurtsmith
Project Number: 60518528

Client: MDEQ
Field Staff: RF, GC

SURFACE WATER SAMPLE INFORMATION

Type of Sample: Surface water
Sample Purpose:
Sampling Device: Peristaltic

Sample ID: SW180829111 5GC
Duplicate ID:
MS/MSD: Y / (N)
Location: SW ASR RR
Tubing Type: CDPE

Description of Location: South of river road bridge
6ft river depth, sample depth 3.5ft

FIELD MEASUREMENTS

Time	T (°C)	Sp Cond. (mS/cm)	DO (mg/L)	pH	ORP (mV)	Turbidity (NTU)	Comments
1110	24.2	0.264	5.69	7.48	120.2	1	

SAMPLE POINT CONDITIONS

Was Monitoring Point Dry? ☐ Yes ☒ No
If yes, describe:

Was Water Flowing? ☒ Yes ☐ No
If yes, Estimate Depth:

Water Discolored? ☐ Yes ☒ No
If yes, describe:

Does water have odor? ☐ Yes ☒ No
If yes, describe:

Was ground discolored? ☐ Yes ☐ No ☒ N/A
If yes, describe:

Litter present? ☐ Yes ☒ No
If yes, describe:

Samples Collected: PFAS

Time Sampled: 1115

SURFACE WATER SAMPLING FORM

Date: 8-29-18
Site Name: Wurtsmith
Project Number: 60518528

Client: MDEQ
Field Staff: RF.

SURFACE WATER SAMPLE INFORMATION

Type of Sample: Pore Water
Sample Purpose:
Sampling Device: Peristaltic, Henry

Sample ID: PW180829125SGC
Duplicate ID:
MS/MSD: Y / (N)
Location: PW ASR 01
Tubing Type: CDPE

Description of Location: ~~2 ft depth~~ Sampled from 2 ft depth

FIELD MEASUREMENTS

Time	T (°C)	Cond. (mS/cm)	DO (mg/L)	pH	ORP (mV)	Turbidity (NTU)	Comments
12:55	23.3	0.78	.52	7.19	-110.5	28	

SAMPLE POINT CONDITIONS

Was Monitoring Point Dry? ☐ Yes ☒ No
If yes, describe:

Was Water Flowing? ☐ Yes ☒ No
If yes, Estimate Depth:

Water Discolored? ☐ Yes ☒ No
If yes, describe:

Does water have odor? ☐ Yes ☒ No
If yes, describe:

Was ground discolored? ☐ Yes ☒ No ☐ N/A
If yes, describe:

Litter present? ☐ Yes ☒ No
If yes, describe:

Samples Collected: PFAS

Time Sampled: ~~8-29~~ 1255

SURFACE WATER SAMPLING FORM

Date: Wurtsmith
Site Name: 8-29-18
Project Number: 60518528

Client: MDEQ
Field Staff: RF, GC

SURFACE WATER SAMPLE INFORMATION

Type of Sample: Pore Water
Sample Purpose:
Sampling Device: Peristaltic, Henry
Description of Location: 2 ft sample depth

Sample ID: PW180814 30GC
Duplicate ID:
MS/MSD: Y / (N)
Location: PW ASR 02
Tubing Type: CDPE

FIELD MEASUREMENTS

Time	T (°C)	Sp. Cond. (mS/cm)	DO (mg/L)	pH	ORP (mV)	Turbidity (NTU)	Comments
1425	22.8	0.550	0.43	7.49	-81.5	66	

SAMPLE POINT CONDITIONS

Was Monitoring Point Dry? ☐ Yes ☒ No
If yes, describe:

Was Water Flowing? ☐ Yes ☐ No
If yes, Estimate Depth:

Water Discolored? ☐ Yes ☒ No
If yes, describe:

Does water have odor? ☐ Yes ☒ No
If yes, describe:

Was ground discolored? ☐ Yes ☒ No ☐ N/A
If yes, describe:

Litter present? ☐ Yes ☐ No
If yes, describe:

Samples Collected: PFAS

Time Sampled: 1430

SURFACE WATER SAMPLING FORM

Date: 8-29-18

Client: MDEQ

Site Name: Wurtsmith

Field Staff: RF. GC

Project Number: 60518528

SURFACE WATER SAMPLE INFORMATION

Type of Sample: Pore Water

Sample ID: PW 180829 1515GC

Sample Purpose:

Duplicate ID:

MS/MSD: Y / (N)

Sampling Device: peristaltic, henry

Location: PW ASR 03

Tubing Type: CPPE

Description of Location: 2 ft sample depth

FIELD MEASUREMENTS

Time	T (°C)	Sp. Cond. (mS/cm)	DO (mg/L)	pH	ORP (mV)	Turbidity (NTU)	Comments
1510	21.9	0.86	0.68	7.30	95.6	57	

SAMPLE POINT CONDITIONS

Was Monitoring Point Dry? ☐ Yes ☒ No

If yes, describe:

Was Water Flowing? ☐ Yes ☒ No

If yes, Estimate Depth:

Water Discolored? ☐ Yes ☒ No

If yes, describe:

Does water have odor? ☐ Yes ☒ No

If yes, describe:

Was ground discolored? ☐ Yes ☒ No ☐ N/A

If yes, describe:

Litter present? ☐ Yes ☒ No

If yes, describe:

Samples Collected: PFAS

Time Sampled: 1515

SURFACE WATER SAMPLING FORM

Date: 8-29-18
Site Name: Wurtsmith
Project Number: 60518528

Client: MDEQ
Field Staff: RF, GC

SURFACE WATER SAMPLE INFORMATION

Type of Sample: Pore Water
Sample Purpose:
Sampling Device: peristaltic / henry

Sample ID: PW180829154SGC
Duplicate ID:
MS/MSD: Y / N
Location: PW ASR 04
Tubing Type: CDPE

Description of Location: Slightly (maybe 100ft) east of whirlpool launch

FLIR # 2967

FIELD MEASUREMENTS

Time	T (°C)	Sp. Cond. (mS/cm)	DO (mg/L)	pH	ORP (mV)	Turbidity (NTU)	Comments
1540	12.9	0.362	0.70	6.90	-50.0	4	

SAMPLE POINT CONDITIONS

Was Monitoring Point Dry? ☐ Yes ☒ No
If yes, describe:

Was Water Flowing? ☐ Yes ☒ No
If yes, Estimate Depth:

Water Discolored? ☐ Yes ☒ No
If yes, describe:

Does water have odor? ☐ Yes ☒ No
If yes, describe:

Was ground discolored? ☐ Yes ☒ No ☐ N/A
If yes, describe:

Litter present? ☐ Yes ☒ No
If yes, describe:

Samples Collected: PFAS

Time Sampled: 1545

SURFACE WATER SAMPLING FORM

Date: 8-30-18
Site Name: Wurtsmith
Project Number: 60518528

Client: MDEQ
Field Staff: RF, GC

SURFACE WATER SAMPLE INFORMATION

Type of Sample: Surface Water
Sample Purpose:
Sampling Device: Peristaltic

Sample ID: SW180830@930GC
Duplicate ID:
MS/MSD: Y / (N)
Location: SW ASR REA
Tubing Type: CDPE

Description of Location: Center of river north of Rea Road bridge
River about 10 ft deep, sample at 6 ft

FIELD MEASUREMENTS

Time	T (°C)	Sp. Cond. (mS/cm)	DO (mg/L)	pH	ORP (mV)	Turbidity (NTU)	Comments
930	23.1	0.271	7.02	—	58.5	1	

SAMPLE POINT CONDITIONS

Was Monitoring Point Dry? ☐ Yes ☒ No
If yes, describe:

Was Water Flowing? ☒ Yes ☐ No
If yes, Estimate Depth:

Water Discolored? ☐ Yes ☒ No
If yes, describe:

Does water have odor? ☐ Yes ☒ No
If yes, describe:

Was ground discolored? ☐ Yes ☐ No ☒ N/A
If yes, describe:

Litter present? ☐ Yes ☒ No
If yes, describe:

Samples Collected: PFAS

Time Sampled: 930

SURFACE WATER SAMPLING FORM

Date: 8-30-18
Site Name: Wurtsmith
Project Number: 60518528

Client: MDEQ
Field Staff: RF, GC

SURFACE WATER SAMPLE INFORMATION

Type of Sample: Pore Water
Sample Purpose:
Sampling Device: Peristaltic, henry

Sample ID: PW180830121SGC
Duplicate ID:
MS/MSD: Y / N
Location: PW VEL 15
Tubing Type:

Description of Location: Small sandy area without seawall
2 ft depth

FIELD MEASUREMENTS

Time	T (°C)	Sp. Cond. (mS/cm)	DO (mg/L)	pH	ORP (mV)	Turbidity (NTU)	Comments
1210	20.8	0.276	1.04	—	-128.2	1	

SAMPLE POINT CONDITIONS

Was Monitoring Point Dry? ☐ Yes ☒ No
If yes, describe:

Was Water Flowing? ☐ Yes ☒ No
If yes, Estimate Depth:

Water Discolored? ☐ Yes ☒ No
If yes, describe:

Does water have odor? ☐ Yes ☒ No
If yes, describe:

Was ground discolored? ☐ Yes ☒ No ☐ N/A
If yes, describe:

Litter present? ☐ Yes ☒ No
If yes, describe:
Small amount of foam nearby

Samples Collected: PFAS

Time Sampled: 1215

SURFACE WATER SAMPLING FORM

Date: 8-30-18
Site Name: Weirtsmith
Project Number: 60518528

Client: MDEQ
Field Staff: RF, GC

SURFACE WATER SAMPLE INFORMATION

Type of Sample: Surface water
Sample Purpose:
Sampling Device: peristaltic

Sample ID: SW180830151 5GC
Duplicate ID: FD180830151 5GC
MS/MSD: Y / (N)
Location: SW CM P23D
Tubing Type:

Description of Location: Clarks Marsh downstream side of pond 2-3 dam, water about 1ft deep collect sample at 0.5 ft

FIELD MEASUREMENTS

Time	T (°C)	Sp Cond. (mS/cm)	DO (mg/L)	pH	ORP (mV)	Turbidity (NTU)	Comments
1520	16.0	0.307	2.48	—	4.3	3	

SAMPLE POINT CONDITIONS

Was Monitoring Point Dry? ☐ Yes ☒ No
If yes, describe:

Was Water Flowing? ☐ Yes ☒ No
If yes, Estimate Depth:

Water Discolored? ☐ Yes ☒ No
If yes, describe:

Does water have odor? ☐ Yes ☒ No
If yes, describe:

Was ground discolored? ☐ Yes ☐ No ☒ N/A
If yes, describe:

Litter present? ☐ Yes ☒ No
If yes, describe:

Samples Collected: PFAS

Time Sampled: 1515

SURFACE WATER SAMPLING FORM

Date: 8-30-18
Site Name: Wurtsmith
Project Number: 60518528

Client: MDEQ
Field Staff: RF, GC

SURFACE WATER SAMPLE INFORMATION

Type of Sample: Surface water
Sample Purpose:
Sampling Device: Peristaltic

Sample ID: SW180830 1600GC
Duplicate ID:
MS/MSD: Y / (N)
Location: SW CM P12D
Tubing Type:

Description of Location: Clarks marsh downstream of ~~Pond~~ Dam between ponds 1 and 2
Water depth 1ft, sample depth 0.5 ft.

FIELD MEASUREMENTS

Time	T (°C)	Cond. (mS/cm)	DO (mg/L)	pH	ORP (mV)	Turbidity (NTU)	Comments
~~8~~ 1620	22.7	0.283	11.55	—	47.3	.3	

SAMPLE POINT CONDITIONS

Was Monitoring Point Dry? ☐ Yes ☒ No
If yes, describe:

Was Water Flowing? ☐ Yes ☒ No
If yes, Estimate Depth:

Water Discolored? ☐ Yes ☒ No
If yes, describe:

Does water have odor? ☐ Yes ☒ No
If yes, describe:

Was ground discolored? ☐ Yes ☐ No ☒ N/A
If yes, describe:

Litter present? ☐ Yes ☒ No
If yes, describe:

Samples Collected: PFAS

Time Sampled: 1600

SURFACE WATER SAMPLING FORM

Date: 8-31-18

Site Name: Wurtsmith

Project Number: 60518528

Client: MDEQ

Field Staff: ~~MD~~ RF, GC

SURFACE WATER SAMPLE INFORMATION

Type of Sample: Surface Water

Sample Purpose:

Sampling Device: peristaltic

Sample ID: SW180831095OGC

Duplicate ID: FD180831095OGC

MS/MSD: Y / (N)

Location: SW CM P3D

Tubing Type: CDPE

Description of Location: downstream of pond 3 dam
0.5 ft of water sample collected ~0.25 ft

FIELD MEASUREMENTS

Time	T (°C)	Sp. Cond. (mS/cm)	DO (mg/L)	pH	ORP (mV)	Turbidity (NTU)	Comments
950	20.6	0.261	5.60	—	39.2	1	

SAMPLE POINT CONDITIONS

Was Monitoring Point Dry? ☐ Yes ☒ No

If yes, describe:

Was Water Flowing? ☒ Yes ☐ No

If yes, Estimate Depth:

Water Discolored? ☐ Yes ☒ No

If yes, describe:

Does water have odor? ☐ Yes ☒ No

If yes, describe:

Was ground discolored? ☐ Yes ☐ No ☒ N/A

If yes, describe:

Litter present? ☐ Yes ☒ No

If yes, describe:

Samples Collected: PFAS

Time Sampled: 950

SURFACE WATER SAMPLING FORM

Date: 8-31-18

Client: MDEQ

Site Name: Wurtsmith

Field Staff: RF, GC

Project Number: 60518528

SURFACE WATER SAMPLE INFORMATION

Type of Sample: Pore Water

Sample ID: PW180831 1100GC

Sample Purpose:

Duplicate ID:

MS/MSD: Y / (N)

Sampling Device: Peristaltic, henry

Location: PW CM 01

Tubing Type: CDPE

Description of Location: South end of pond 1
about 2 ft depth through henry sampler
* collect field blank at this location

FIELD MEASUREMENTS

~~FB180831110~~ FB180831110GC

Time	T (°C)	Sp. Cond. (mS/cm)	DO (mg/L)	pH	ORP (mV)	Turbidity (NTU)	Comments
1055	21.5	1.030	0.21	—	-66.7	17	

SAMPLE POINT CONDITIONS

Was Monitoring Point Dry? ☐ Yes ☒ No

If yes, describe:

Was Water Flowing? ☐ Yes ☒ No

If yes, Estimate Depth:

Water Discolored? ☐ Yes ☒ No

If yes, describe:

Does water have odor? ☐ Yes ☒ No

If yes, describe:

Was ground discolored? ☐ Yes ☒ No ☐ N/A

If yes, describe:

Litter present? ☐ Yes ☒ No

If yes, describe:

Samples Collected: PFAS

Time Sampled: 1100

SURFACE WATER SAMPLING FORM

Date: 9-4-18

Site Name: Wurtsmith

Project Number: 60518528

Client: MDEQ

Field Staff: RF, GC

SURFACE WATER SAMPLE INFORMATION

Type of Sample: Pore Water

Sample Purpose:

Sampling Device: Henry sampler, peristaltic

Description of Location: clarks marsh about 50ft off trail
2 ft sample depth

Sample ID: PW180904 1355 GC

Duplicate ID:

MS/MSD: Y / (N)

Location: PW CM 02

Tubing Type:

FIELD MEASUREMENTS

Time	T (°C)	Sp Cond. (mS/cm)	DO (mg/L)	pH	ORP (mV)	Turbidity (NTU)	Comments
1350	16.3	0.279	1.00	7.4	119.6	2	

SAMPLE POINT CONDITIONS

Was Monitoring Point Dry? ☐ Yes ☒ No
If yes, describe:

Was Water Flowing? ☐ Yes ☒ No
If yes, Estimate Depth:

Water Discolored? ☐ Yes ☒ No
If yes, describe:

Does water have odor? ☐ Yes ☒ No
If yes, describe:

Was ground discolored? ☐ Yes ☒ No ☐ N/A
If yes, describe:

Litter present? ☐ Yes ☒ No
If yes, describe:

Samples Collected: PFAS

Time Sampled: 1355

SURFACE WATER SAMPLING FORM

Date: 9-4-18

Site Name: Wurtsmith

Project Number: 60518528

Client: MDEQ

Field Staff: RF, GC

SURFACE WATER SAMPLE INFORMATION

Type of Sample: Pore Water

Sample Purpose:

Sampling Device: Henry, peristaltic

Sample ID: PW180904 1415GC

Duplicate ID:

MS/MSD: Y / (N)

Location: PW CM 03

Tubing Type:

Description of Location: Clarks marsh about 50 ft off trail

FIELD MEASUREMENTS

Time	T (°C)	Sp. Cond. (mS/cm)	DO (mg/L)	pH	ORP (mV)	Turbidity (NTU)	Comments
1410	15.2	0.292	0.41	7.51	117.7	1	

SAMPLE POINT CONDITIONS

Was Monitoring Point Dry? □ Yes ☒ No

If yes, describe:

Was Water Flowing? □ Yes ☒ No

If yes, Estimate Depth:

Water Discolored? □ Yes ☒ No

If yes, describe:

Does water have odor? □ Yes ☒ No

If yes, describe:

Was ground discolored? □ Yes ☒ No □ N/A

If yes, describe:

Litter present? □ Yes ☒ No

If yes, describe:

Samples Collected: PFAS

Time Sampled: 1415

SURFACE WATER SAMPLING FORM

Date: 9-4-18
Site Name: Wurtsmith
Project Number: 60518528

Client: MDEQ
Field Staff: RF, GC

SURFACE WATER SAMPLE INFORMATION

Type of Sample: Pore Water
Sample Purpose:
Sampling Device: Henry sampler, peristaltic
Description of Location: Clarks marsh about 75 ft off trail about 1ft sample depth

Sample ID: PW180904144S
Duplicate ID:
MS/MSD: Y / (N)
Location: PW CM 04
Tubing Type:

FIELD MEASUREMENTS

Time	T (°C)	Sp. Cond. (mS/cm)	DO (mg/L)	pH	ORP (mV)	Turbidity (NTU)	Comments
1440	17.7	0.301	0.27	6.84	46.6	7	

SAMPLE POINT CONDITIONS

Was Monitoring Point Dry? ☐ Yes ☒ No
If yes, describe:

Was Water Flowing? ☐ Yes ☒ No
If yes, Estimate Depth:

Water Discolored? ☐ Yes ☒ No
If yes, describe:

Does water have odor? ☐ Yes ☒ No
If yes, describe:

Was ground discolored? ☐ Yes ☒ No ☐ N/A
If yes, describe:

Litter present? ☐ Yes ☒ No
If yes, describe:

Samples Collected: PFAS

Time Sampled: 1445

SURFACE WATER SAMPLING FORM

Date: 9-4-18

Site Name: Wurtsmith

Project Number: 60518528

Client: MDEQ

Field Staff: KF, GC

SURFACE WATER SAMPLE INFORMATION

Type of Sample: Pore Water

Sample Purpose:

Sampling Device: Henry, peristaltic

Sample ID: PW180904 1545GC

Duplicate ID:

MS/MSD: Y / N

Location: PW CM 05

Tubing Type:

Description of Location: Pore water near pond / seep, water seeping out of swamp bank, but too shallow for surface water sample

FIELD MEASUREMENTS

Time	T (°C)	Sp Cond. (mS/cm)	DO (mg/L)	pH	ORP (mV)	Turbidity (NTU)	Comments
1535	13.7	0.306	0.15	7.43	-21.4	10	

SAMPLE POINT CONDITIONS

Was Monitoring Point Dry? ☐ Yes ☒ No

If yes, describe:

Was Water Flowing? ☐ Yes ☒ No

If yes, Estimate Depth:

Water Discolored? ☐ Yes ☒ No

If yes, describe:

Does water have odor? ☐ Yes ☒ No

If yes, describe: Slight rusty discoloration near seeps

Was ground discolored? ☒ Yes ☐ No ☐ N/A

If yes, describe:

Litter present? ☐ Yes ☒ No

If yes, describe:

Samples Collected: PFAS

Time Sampled: 1535

SURFACE WATER SAMPLING FORM

Date: 9-4-18
Site Name: Wurtsmith
Project Number: 60518528

Client: MDEQ
Field Staff: RF, GC

SURFACE WATER SAMPLE INFORMATION

Type of Sample: Pore water
Sample Purpose:
Sampling Device: Henry peristaltic
Description of Location: Steep bank North of Pond 1
1 ft depth

Sample ID: PW180904164SGC
Duplicate ID:
MS/MSD: Y / (N)
Location: PW CM 06
Tubing Type:

FIELD MEASUREMENTS

Time	T (°C)	Cond. (mS/cm)	DO (mg/L)	pH	ORP (mV)	Turbidity (NTU)	Comments
1625	22.5	2.150	0.48	7.20	-23.6	4	

SAMPLE POINT CONDITIONS

Was Monitoring Point Dry? ☐ Yes ☒ No
If yes, describe:

Was Water Flowing? ☐ Yes ☒ No
If yes, Estimate Depth:

Water Discolored? ☒ Yes ☐ No
If yes, describe: Slight brown tint

Does water have odor? ☒ Yes ☐ No
If yes, describe: Swampy odor

Was ground discolored? ☐ Yes ☒ No ☐ N/A
If yes, describe:

Litter present? ☐ Yes ☒ No
If yes, describe:

Samples Collected: PFAS

Time Sampled: 1630

SURFACE WATER SAMPLING FORM

Date: 9-5-18
Site Name: Wurtsmith
Project Number: 60518528

Client: MDEQ
Field Staff: RF, GL

SURFACE WATER SAMPLE INFORMATION

Type of Sample: Surface Water
Sample Purpose:
Sampling Device: Peristaltic

Sample ID: SW180905101 5GL
Duplicate ID:
MS/MSD: Y / (N)
Location: SW 3PD SO
Tubing Type: CDPE

Description of Location: 3 pipes drain sewer outlet, box
Water about 6 inches deep, collected about 4 inches

FIELD MEASUREMENTS

Time	T (°C)	Sp Cond. (mS/cm)	DO (mg/L)	pH	ORP (mV)	Turbidity (NTU)	Comments
1010	11.9	0.211	8.86	7.79	70.1	2	

SAMPLE POINT CONDITIONS

Was Monitoring Point Dry? ☐ Yes ☒ No
If yes, describe:

Was Water Flowing? ☒ Yes ☐ No
If yes, Estimate Depth:

Water Discolored? ☐ Yes ☒ No
If yes, describe:

Does water have odor? ☐ Yes ☒ No
If yes, describe:

Was ground discolored? ☐ Yes ☒ No ☐ N/A
If yes, describe:

Litter present? ☒ Yes ☐ No
If yes, describe: Various trash stuck to grate on outlet pipe and on ground in area

Samples Collected: PFAS

Time Sampled: 1015

SURFACE WATER SAMPLING FORM

Date: 9-5-18
Site Name: Wurtsmith
Project Number: 60518528

Client: MDEQ
Field Staff: RF, GC

SURFACE WATER SAMPLE INFORMATION

Type of Sample: Pore Water
Sample Purpose:
Sampling Device: Henry, peristaltic

Sample ID: PW180905 1035GC
Duplicate ID:
MS/MSD: Y / (N)
Location: PW 3PD 01
Tubing Type: CDPE

Description of Location: 3 pipe drain Henry Sampler about 1.5 ft deep

FIELD MEASUREMENTS

Time	T (°C)	Sp Cond. (mS/cm)	DO (mg/L)	pH	ORP (mV)	Turbidity (NTU)	Comments
1030	13.5	0.313	9.33	7.72	51.7	1	

SAMPLE POINT CONDITIONS

Was Monitoring Point Dry? ☐ Yes ☒ No
If yes, describe:

Was Water Flowing? ☐ Yes ☒ No
If yes, Estimate Depth:

Water Discolored? ☐ Yes ☒ No
If yes, describe:

Does water have odor? ☐ Yes ☒ No
If yes, describe:

Was ground discolored? ☐ Yes ☒ No ☐ N/A
If yes, describe:

Litter present? ☐ Yes ☒ No
If yes, describe:

Samples Collected: PFAS

Time Sampled: 1035

SURFACE WATER SAMPLING FORM

Date: 9-5-18
Site Name: Wurtsmith
Project Number: 60518528

Client: MDEQ
Field Staff: RF, GC

SURFACE WATER SAMPLE INFORMATION

Type of Sample: Pore Water
Sample Purpose:
Sampling Device: Henry, peristaltic
Description of Location: 3 pipes drain bank, about 1.5 ft ~~deep~~ sample depth through henry sampler

Sample ID: PW180905110GC
Duplicate ID:
MS/MSD: Y / (N)
Location: PW 3PD 02
Tubing Type: CDPE

FIELD MEASUREMENTS

Time	T (°C)	Cond. (mS/cm)	DO (mg/L)	pH	ORP (mV)	Turbidity (NTU)	Comments
1110	14.0	0.353	1.14	7.24	22.7	1	

SAMPLE POINT CONDITIONS

Was Monitoring Point Dry? ☐ Yes ☒ No
If yes, describe:

Was Water Flowing? ☐ Yes ☒ No
If yes, Estimate Depth:

Water Discolored? ☐ Yes ☒ No
If yes, describe:

Does water have odor? ☐ Yes ☒ No
If yes, describe:

Was ground discolored? ☐ Yes ☒ No ☐ N/A
If yes, describe:

Litter present? ☐ Yes ☒ No
If yes, describe:

Samples Collected: PFAS

Time Sampled: 1110

SURFACE WATER SAMPLING FORM

Date: 9-5-18
Site Name: Wurtsmith
Project Number:

Client: MDEQ
Field Staff: RF, GC

SURFACE WATER SAMPLE INFORMATION

Type of Sample: Pore Water
Sample Purpose:
Sampling Device: Henry, Peristaltic
Description of Location: 3 pips drain

Sample ID: PW180905120OGC
Duplicate ID:
MS/MSD: Y / (N)
Location: PW 3PD 03
Tubing Type: CDPE

1210 Collect field blank FB180905121OGC

FIELD MEASUREMENTS

Time	T (°C)	Sp. Cond. (mS/cm)	DO (mg/L)	pH	ORP (mV)	Turbidity (NTU)	Comments
1200	17.5	0.60	0.28	7.20	-31.1	1	

SAMPLE POINT CONDITIONS

Was Monitoring Point Dry? ☐ Yes ☒ No
If yes, describe:

Was Water Flowing? ☐ Yes ☒ No
If yes, Estimate Depth:

Water Discolored? ☐ Yes ☒ No
If yes, describe:

Does water have odor? ☐ Yes ☒ No
If yes, describe:

Was ground discolored? ☐ Yes ☒ No ☐ N/A
If yes, describe:

Litter present? ☐ Yes ☒ No
If yes, describe:

Samples Collected: PFAS

Time Sampled: 1200

SURFACE WATER SAMPLING FORM

Date: 9-11-18
Site Name: Wurtsmith
Project Number: 60518528

Client: MDEQ
Field Staff: RF GC

SURFACE WATER SAMPLE INFORMATION PW180911092060

Type of Sample: Pore Water
Sample Purpose:
Sampling Device: Henry Sampler, peristaltic
Description of Location: 2 ft sample depth

Sample ID: ~~PW ASR 09~~
Duplicate ID:
MS/MSD: Y / (N)
Location: PW ASR 109
Tubing Type: LDPE

FIELD MEASUREMENTS

Time	T (°C)	~~Sp.~~ Cond. (mS/cm)	DO (mg/L)	pH	ORP (mV)	Turbidity (NTU)	Comments
920	18.4	0.580	0.06	7.04	-13.7	2	

SAMPLE POINT CONDITIONS

Was Monitoring Point Dry? ☐ Yes ☒ No
If yes, describe:

Was Water Flowing? ☐ Yes ☒ No
If yes, Estimate Depth:

Water Discolored? ☐ Yes ☒ No
If yes, describe:

Does water have odor? ☐ Yes ☒ No
If yes, describe:

Was ground discolored? ☐ Yes ☒ No ☐ N/A
If yes, describe:

Litter present? ☐ Yes ☒ No
If yes, describe:

Samples Collected: PFAS

Time Sampled: 920

SURFACE WATER SAMPLING FORM

Date: ~~9-10~~ 9-11-18
Site Name: Wurtsmith
Project Number: 60518528

Client: MDEQ
Field Staff: RF, GC

SURFACE WATER SAMPLE INFORMATION

Type of Sample: Pore Water
Sample Purpose:
Sampling Device: Peristaltic, Henry
Description of Location:

Sample ID: PW180918094 5GC
Duplicate ID:
MS/MSD: Y / (N)
Location: PW ASR 09
Tubing Type: LDPE

FIELD MEASUREMENTS

Time	T (°C)	Sp. Cond. (mS/cm)	DO (mg/L)	pH	ORP (mV)	Turbidity (NTU)	Comments
19:0945	19.0	0.322	0.25	7.49	-13.8	2	

SAMPLE POINT CONDITIONS

Was Monitoring Point Dry? ☐ Yes ☒ No
If yes, describe:

Was Water Flowing? ☐ Yes ☒ No
If yes, Estimate Depth:

Water Discolored? ☐ Yes ☒ No
If yes, describe:

Does water have odor? ☐ Yes ☒ No
If yes, describe:

Was ground discolored? ☐ Yes ☒ No ☐ N/A
If yes, describe:

Litter present? ☐ Yes ☒ No
If yes, describe:

Samples Collected: PFAS

Time Sampled: 945

SURFACE WATER SAMPLING FORM

Date: ~~9-10~~ 9-11-18
Site Name: Wurtsmith
Project Number: 60518528

Client: MDEQ
Field Staff: RF, GC

SURFACE WATER SAMPLE INFORMATION

Type of Sample: Pore Water
Sample Purpose:
Sampling Device: Henry, Peristaltic
Description of Location: 2ft sample depth

Sample ID: PW180911101SGC
Duplicate ID:
MS/MSD: Y / (N)
Location: PW ASR 08
Tubing Type: LDPE

FIELD MEASUREMENTS

Time	T (°C)	Sp. Cond. (mS/cm)	DO (mg/L)	pH	ORP (mV)	Turbidity (NTU)	Comments
1010	17.8	0.590	0.05	7.72	-176.2	7	

SAMPLE POINT CONDITIONS

Was Monitoring Point Dry? ☐ Yes ☒ No
If yes, describe:

Was Water Flowing? ☐ Yes ☒ No
If yes, Estimate Depth:

Water Discolored? ☐ Yes ☒ No
If yes, describe:

Does water have odor? ☐ Yes ☒ No
If yes, describe:

Was ground discolored? ☐ Yes ☒ No ☐ N/A
If yes, describe:

Litter present? ☐ Yes ☒ No
If yes, describe:

Samples Collected: PFAS

Time Sampled: 1015

SURFACE WATER SAMPLING FORM

Date: 9-11-18
Site Name: Wurtsmith
Project Number: 60518528

Client: MDEQ
Field Staff: RP, GC

SURFACE WATER SAMPLE INFORMATION

Type of Sample: Surface Water
Sample Purpose:
Sampling Device: None

Sample ID: SW180911045GC
Duplicate ID:
MS/MSD: Y / (N)
Location: SW S1 trib
Tubing Type: LDPE

Description of Location: Water only a few inches deep collected directly out of stream with sample bottle

FIELD MEASUREMENTS

Time	T (°C)	Sp. Cond. (mS/cm)	DO (mg/L)	pH	ORP (mV)	Turbidity (NTU)	Comments
1045	18.6	0.425	4.50	7.55	35.6	7	

SAMPLE POINT CONDITIONS

Was Monitoring Point Dry? ☐ Yes ☒ No
If yes, describe:

Was Water Flowing? ☒ Yes ☐ No
If yes, Estimate Depth:

Water Discolored? ☐ Yes ☒ No
If yes, describe:

Does water have odor? ☐ Yes ☒ No
If yes, describe:

Was ground discolored? ☐ Yes ☒ No ☐ N/A
If yes, describe:

Litter present? ☐ Yes ☒ No
If yes, describe:

Samples Collected: PFAS

Time Sampled: 1045

SURFACE WATER SAMPLING FORM

Date: 9-11-18
Site Name: Wurtsmith
Project Number: 60518528

Client: MDEQ
Field Staff: RF, GC

SURFACE WATER SAMPLE INFORMATION

Type of Sample: Surface Water
Sample Purpose:
Sampling Device: None

Sample ID: SW180911100GC
Duplicate ID:
MS/MSD: Y / (N)
Location: SW S1 out
Tubing Type: LDPE

Description of Location: WWTP Stream 1 outlet, water only about 2 inches deep, skimmed with sample bottles

FIELD MEASUREMENTS

Time	T (°C)	Sp. Cond. (mS/cm)	DO (mg/L)	pH	ORP (mV)	Turbidity (NTU)	Comments
1055	19.9	0.400	7.80	7.84	14.5	4	

SAMPLE POINT CONDITIONS

Was Monitoring Point Dry? ☐ Yes ☒ No
If yes, describe:

Was Water Flowing? ☒ Yes ☐ No
If yes, Estimate Depth:

Water Discolored? ☐ Yes ☒ No
If yes, describe:

Does water have odor? ☐ Yes ☒ No
If yes, describe:

Was ground discolored? ☐ Yes ☒ No ☐ N/A
If yes, describe:

Litter present? ☐ Yes ☒ No
If yes, describe:

Samples Collected: PFAS

Time Sampled: 1100

SURFACE WATER SAMPLING FORM

Date: 9-11-18
Site Name: Wurtsmith
Project Number: 60518528

Client: MDEQ
Field Staff: RF, GC

SURFACE WATER SAMPLE INFORMATION

Type of Sample: Pore Water
Sample Purpose:

Sampling Device: Henry. Peristaltic

Description of Location: 1 ft sample depth

Sample ID: ~~SW~~ PW180911 1125 GC
Duplicate ID: FD180911 1125 GC
MS/MSD: Y / (N)
Location: PW ASR 07
Tubing Type: LDPE

FIELD MEASUREMENTS

Time	T (°C)	Cond. (mS/cm)	DO (mg/L)	pH	ORP (mV)	Turbidity (NTU)	Comments
1125	19.9	1.020	5.65	6.80	11.4	11	

SAMPLE POINT CONDITIONS

Was Monitoring Point Dry? ☐ Yes ☒ No
If yes, describe:

Was Water Flowing? ☐ Yes ☒ No
If yes, Estimate Depth:

Water Discolored? ☐ Yes ☒ No
If yes, describe:

Does water have odor? ☐ Yes ☒ No
If yes, describe:

Was ground discolored? ☐ Yes ☒ No ☐ N/A
If yes, describe:

Litter present? ☐ Yes ☒ No
If yes, describe:

Samples Collected: PFAS

Time Sampled: 1125

SURFACE WATER SAMPLING FORM

Date: 9-11-18
Site Name: Wurtsmith
Project Number: 60518528

Client: MDEQ
Field Staff: RF, GC

SURFACE WATER SAMPLE INFORMATION

Type of Sample: Pore Water
Sample Purpose:
Sampling Device: Henry, Peristaltic

Sample ID: PW180911150GC
Duplicate ID:
MS/MSD: Y / (N)
Location: PW ASR 06
Tubing Type: LDPE

Description of Location: Visible seepage area along shore
1ft sample depth

FIELD MEASUREMENTS

Time	T (°C)	Cond. (mS/cm)	DO (mg/L)	pH	ORP (mV)	Turbidity (NTU)	Comments
1145	17.3	0.555	0.22	7.08	-30.3	25	

SAMPLE POINT CONDITIONS

Was Monitoring Point Dry? ☐ Yes ☒ No
If yes, describe:

Was Water Flowing? ☐ Yes ☒ No
If yes, Estimate Depth:

Water Discolored? ☐ Yes ☒ No
If yes, describe:

Does water have odor? ☐ Yes ☒ No
If yes, describe:

Was ground discolored? ☐ Yes ☒ No ☐ N/A
If yes, describe:

Litter present? ☐ Yes ☒ No
If yes, describe:

Samples Collected: PFAS

Time Sampled: 1150

SURFACE WATER SAMPLING FORM

Date: 9-11-18
Site Name: Wurtsmith
Project Number: 60518528

Client: MDEQ
Field Staff: RF, GC

SURFACE WATER SAMPLE INFORMATION

Type of Sample: Pore Water
Sample Purpose:
Sampling Device: Henry Sampler, Peristaltic
Description of Location: Visible Seepage area

Sample ID: PW180911210GC
Duplicate ID:
MS/MSD: Y / (N)
Location: PW ASR 05
Tubing Type: LDPE

FIELD MEASUREMENTS

Time	T (°C)	Sp. Cond. (mS/cm)	DO (mg/L)	pH	ORP (mV)	Turbidity (NTU)	Comments
1210	17.8	0.527	0.10	7.08	-50.7	16	

SAMPLE POINT CONDITIONS

Was Monitoring Point Dry? ☐ Yes ☒ No
If yes, describe:

Was Water Flowing? ☐ Yes ☒ No
If yes, Estimate Depth:

Water Discolored? ☐ Yes ☒ No
If yes, describe:

Does water have odor? ☐ Yes ☒ No
If yes, describe:

Was ground discolored? ☐ Yes ☒ No ☐ N/A
If yes, describe:

Litter present? ☐ Yes ☒ No
If yes, describe:

Samples Collected: PFAS

Time Sampled: 1210

SURFACE WATER SAMPLING FORM

Date: 9-11-18
Site Name: Wurtsmith
Project Number: 60518528

Client: MDEQ
Field Staff: RF, BC

SURFACE WATER SAMPLE INFORMATION

Type of Sample: ~~SW~~ Surface Water
Sample Purpose:
Sampling Device: Peristaltic

Sample ID: SW180911124 5GC
Duplicate ID:
MS/MSD: Y / (N)
Location: SW ASR WP
Tubing Type: LDPE

Description of Location: Surface water sample at whirl pool boat launch
Water depth 8 ft, sample depth 5 ft

FIELD MEASUREMENTS

Time	T (°C)	Cond. (mS/cm)	DO (mg/L)	pH	ORP (mV)	Turbidity (NTU)	Comments
1240	22.1	0.299	8.60	8.21	-12.9	2	

SAMPLE POINT CONDITIONS

Was Monitoring Point Dry? □ Yes ☒ No
If yes, describe:

Was Water Flowing? ☒ Yes □ No
If yes, Estimate Depth:

Water Discolored? □ Yes ☒ No
If yes, describe:

Does water have odor? □ Yes ☒ No
If yes, describe:

Was ground discolored? □ Yes □ No ☒ N/A
If yes, describe:

Litter present? □ Yes ☒ No
If yes, describe:

Samples Collected: PFAS

Time Sampled: 1245

SURFACE WATER SAMPLING FORM

Date: 9-12-18
Site Name: Wurtsmith
Project Number: 60518528

Client: MDEQ
Field Staff: KF, GC

SURFACE WATER SAMPLE INFORMATION

Type of Sample: Surface Water
Sample Purpose:
Sampling Device: None

Sample ID: SW180912104SGC
Duplicate ID:
MS/MSD: Y / (N)
Location: SW VEC LD
Tubing Type: None

Description of Location: Collected directly from large Culvert discharging into Van Etten Creek

collected field blank FB180912104SGC

FIELD MEASUREMENTS

Time	T (°C)	Cond. (mS/cm)	DO (mg/L)	pH	ORP (mV)	Turbidity (NTU)	Comments
1045	15.8	0.381	9.35	8.11	56.0	3	

SAMPLE POINT CONDITIONS

Was Monitoring Point Dry? ☐ Yes ☒ No
If yes, describe:

Was Water Flowing? ☒ Yes ☐ No
If yes, Estimate Depth:

Water Discolored? ☐ Yes ☒ No
If yes, describe:

Does water have odor? ☒ Yes ☐ No
If yes, describe: fuel odor

Was ground discolored? ☐ Yes ☒ No ☐ N/A
If yes, describe:

Litter present? ☐ Yes ☒ No
If yes, describe:

Samples Collected: PFAS

Time Sampled: 1045

SURFACE WATER SAMPLING FORM

Date: 9-12-18
Site Name: Wurtsmith
Project Number: 60518528

Client: MDEQ
Field Staff: RF, GC

SURFACE WATER SAMPLE INFORMATION

Type of Sample: SW
Sample Purpose:
Sampling Device: None

Sample ID: SW180912 1105 GC
Duplicate ID:
MS/MSD: Y / (N)
Location: SW VEC SD
Tubing Type: None

Description of Location: Small drain discharging into Van Etten Creek

FIELD MEASUREMENTS

Time	T (°C)	Cond. (mS/cm)	DO (mg/L)	pH	ORP (mV)	Turbidity (NTU)	Comments
1105	7.41	0.408	7.78	7.43	83.6	9	

SAMPLE POINT CONDITIONS

Was Monitoring Point Dry? ☐ Yes ☒ No
If yes, describe:

Was Water Flowing? ☒ Yes ☐ No
If yes, Estimate Depth:

Water Discolored? ☐ Yes ☒ No
If yes, describe:

Does water have odor? ~~☒ Yes~~ ☒ No
If yes, describe: ~~fuel odor slight~~ No odor

Was ground discolored? ☐ Yes ☒ No ☐ N/A
If yes, describe:

Litter present? ☒ Yes ☐ No
If yes, describe:

Samples Collected: PFAS

Time Sampled: 1105

Appendix C

September 21, 2018

Vista Work Order No. 1802860

Ms. Maya Murshak
Merit Laboratories, Inc.
2680 East Lansing Drive
East Lansing, MI 48823

Dear Ms. Murshak,

Enclosed are the results for the sample set received at Vista Analytical Laboratory on August 31, 2018 under your Project Name 'Wurtsmith'.

Vista Analytical Laboratory is committed to serving you effectively. If you require additional information, please contact me at 916-673-1520 or by email at mmaier@vista-analytical.com.

Thank you for choosing Vista as part of your analytical support team.

Sincerely,

Martha Maier
Laboratory Director

Vista Analytical Laboratory certifies that the report herein meets all the requirements set forth by NELAP for those applicable test methods. Results relate only to the samples as received by the laboratory. This report should not be reproduced except in full without the written approval of Vista.

Vista Analytical Laboratory 1104 Windfield Way El Dorado Hills, CA 95762 ph: 916-673-1520 fx: 916-673-0106 www.vista-analytical.com

Vista Work Order No. 1802860
Case Narrative

Sample Condition on Receipt:

Twenty aqueous samples were received in good condition and within the method temperature requirements. The samples were received and stored securely in accordance with Vista standard operating procedures and EPA methodology. Two sample ID discrepancies were noted between the CoC and sample container labels. The client was notified and the IDs have been reported as listed on the CoC.

Analytical Notes:

PFAS Isotope Dilution Method

The following samples contained particulate and were centrifuged prior to extraction:

Laboratory ID	Sample Name
1802860-01	SW1808271345RF
1802860-05	SW1808271545RF
1802860-12	SW1808281405SK
1802860-17	PW1808281645SK

The samples were extracted and analyzed for a selected list of PFAS using the PFAS Isotope Dilution Method (Modified EPA Method 537). The results for PFHxS, PFOA, PFOS, MeFOSAA and EtFOSAA include both linear and branched isomers. Results for all other analytes include the linear isomers only.

Holding Times

The samples were extracted and analyzed within the method hold times.

Quality Control

The Initial Calibration and Continuing Calibration Verifications met the method acceptance criteria.

A Method Blank and Ongoing Precision and Recovery (OPR) sample were extracted and analyzed with the preparation batch. No analytes were detected in the Method Blank above 1/2 the LOQ. The OPR recoveries were within the method acceptance criteria.

The labeled standard recoveries for all QC and field samples were within the acceptance criteria.

TABLE OF CONTENTS

Case Narrative..... 1

Table of Contents..... 3

Sample Inventory..... 4

Analytical Results..... 6

Qualifiers..... 51

Certifications..... 52

Sample Receipt..... 55

Extraction Information..... 62

Sample Data - PFAS Isotope Dilution Method..... 67

Continuing Calibration..... 309

Initial Calibration..... 358

Sample Inventory Report

Vista Sample ID	Client Sample ID	Sampled	Received	Components/Containers
1802860-01	SW1808271345RF	27-Aug-18 13:45	31-Aug-18 09:12	HDPE Bottle, 250 mL
				HDPE Bottle, 250 mL
1802860-02	PW1808271430RF	27-Aug-18 14:30	31-Aug-18 09:12	HDPE Bottle, 250 mL
				HDPE Bottle, 250 mL
1802860-03	SW1808271500RF	27-Aug-18 15:00	31-Aug-18 09:12	HDPE Bottle, 250 mL
				HDPE Bottle, 250 mL
1802860-04	PW1808271520RF	27-Aug-18 15:20	31-Aug-18 09:12	HDPE Bottle, 250 mL
				HDPE Bottle, 250 mL
1802860-05	SW1808271545RF	27-Aug-18 15:45	31-Aug-18 09:12	HDPE Bottle, 250 mL
				HDPE Bottle, 250 mL
1802860-06	SW1808280930SK	28-Aug-18 09:30	31-Aug-18 09:12	HDPE Bottle, 250 mL
				HDPE Bottle, 250 mL
1802860-07	PW1808281015SK	28-Aug-18 10:15	31-Aug-18 09:12	HDPE Bottle, 250 mL
				HDPE Bottle, 250 mL
1802860-08	PW1808281050SK	28-Aug-18 10:50	31-Aug-18 09:12	HDPE Bottle, 250 mL
				HDPE Bottle, 250 mL
1802860-09	SW1808281105SK	28-Aug-18 11:05	31-Aug-18 09:12	HDPE Bottle, 250 mL
				HDPE Bottle, 250 mL
1802860-10	PW1808281320SK	28-Aug-18 13:20	31-Aug-18 09:12	HDPE Bottle, 250 mL
				HDPE Bottle, 250 mL
1802860-11	PW1808281345SK	28-Aug-18 13:45	31-Aug-18 09:12	HDPE Bottle, 250 mL
				HDPE Bottle, 250 mL
1802860-12	SW1808281405SK	28-Aug-18 14:05	31-Aug-18 09:12	HDPE Bottle, 250 mL
				HDPE Bottle, 250 mL
1802860-13	PW1808281435SK	28-Aug-18 14:35	31-Aug-18 09:12	HDPE Bottle, 250 mL
				HDPE Bottle, 250 mL
1802860-14	SW1808281500SK	28-Aug-18 15:00	31-Aug-18 09:12	HDPE Bottle, 250 mL
				HDPE Bottle, 250 mL
1802860-15	PW1808281545SK	28-Aug-18 15:45	31-Aug-18 09:12	HDPE Bottle, 250 mL
				HDPE Bottle, 250 mL
1802860-16	SW1808281610SK	28-Aug-18 16:10	31-Aug-18 09:12	HDPE Bottle, 250 mL
				HDPE Bottle, 250 mL
1802860-17	PW1808281645SK	28-Aug-18 16:45	31-Aug-18 09:12	HDPE Bottle, 250 mL
				HDPE Bottle, 250 mL
1802860-18	SW1808291000GC	29-Aug-18 10:00	31-Aug-18 09:12	HDPE Bottle, 250 mL
				HDPE Bottle, 250 mL
1802860-19	SW1808291035GC	29-Aug-18 10:35	31-Aug-18 09:12	HDPE Bottle, 250 mL
				HDPE Bottle, 250 mL
1802860-20	SW1808291115GC	29-Aug-18 11:15	31-Aug-18 09:12	HDPE Bottle, 250 mL

Vista Project: 1802860

Client Project: Wurtsmith

Sample Inventory Report

Vista Sample ID	Client Sample ID	Sampled	Received	Components/Containers
1802860-20	SW1808291115GC	29-Aug-18 11:15	31-Aug-18 09:12	HDPE Bottle, 250 mL

ANALYTICAL RESULTS

Sample ID: Method Blank

PFAS Isotope Dilution Method

Client Data

Name: Merit Laboratories, Inc. Matrix: Aqueous

Project: Wurtsmith

Laboratory Data

Lab Sample: B8I0033-BLK1 Column: BEH C18

Analyte	Conc. (ng/L)	DL	LOD	LOQ	Qualifiers	Batch	Extracted	Samp Size	Analyzed	Dilution
L-PFBA	ND	1.37	2.00	4.00		B8I0033	07-Sep-18	0.250 L	20-Sep-18 05:31	1
L-PFPeA	ND	1.37	2.00	4.00		B8I0033	07-Sep-18	0.250 L	20-Sep-18 05:31	1
L-PFBS	ND	1.37	2.00	4.00		B8I0033	07-Sep-18	0.250 L	20-Sep-18 05:31	1
L-4:2 FTS	ND	1.37	2.00	4.00		B8I0033	07-Sep-18	0.250 L	20-Sep-18 05:31	1
L-PFHxA	ND	1.37	2.00	4.00		B8I0033	07-Sep-18	0.250 L	20-Sep-18 05:31	1
L-PFPeS	ND	1.37	2.00	4.00		B8I0033	07-Sep-18	0.250 L	20-Sep-18 05:31	1
L-PFHpA	ND	1.37	2.00	4.00		B8I0033	07-Sep-18	0.250 L	20-Sep-18 05:31	1
L-PFHxS	ND	1.37	2.00	4.00		B8I0033	07-Sep-18	0.250 L	20-Sep-18 05:31	1
Br-PFHxS	ND	1.37	2.00	4.00		B8I0033	07-Sep-18	0.250 L	20-Sep-18 05:31	1
Total PFHxS	ND	1.37	2.00	4.00		B8I0033	07-Sep-18	0.250 L	20-Sep-18 05:31	1
L-6:2 FTS	ND	1.37	2.00	4.00		B8I0033	07-Sep-18	0.250 L	20-Sep-18 05:31	1
L-PFOA	ND	1.37	2.00	4.00		B8I0033	07-Sep-18	0.250 L	20-Sep-18 05:31	1
Br-PFOA	ND	1.37	2.00	4.00		B8I0033	07-Sep-18	0.250 L	20-Sep-18 05:31	1
Total PFOA	ND	1.37	2.00	4.00		B8I0033	07-Sep-18	0.250 L	20-Sep-18 05:31	1
L-PFHpS	ND	1.37	2.00	4.00		B8I0033	07-Sep-18	0.250 L	20-Sep-18 05:31	1
L-PFNA	ND	1.37	2.00	4.00		B8I0033	07-Sep-18	0.250 L	20-Sep-18 05:31	1
L-PFOSA	ND	1.37	2.00	4.00		B8I0033	07-Sep-18	0.250 L	20-Sep-18 05:31	1
L-PFOS	ND	1.37	2.00	4.00		B8I0033	07-Sep-18	0.250 L	20-Sep-18 05:31	1
Br-PFOS	ND	1.37	2.00	4.00		B8I0033	07-Sep-18	0.250 L	20-Sep-18 05:31	1
Total PFOS	ND	1.37	2.00	4.00		B8I0033	07-Sep-18	0.250 L	20-Sep-18 05:31	1
L-PFDA	ND	1.37	2.00	4.00		B8I0033	07-Sep-18	0.250 L	20-Sep-18 05:31	1
L-8:2FTS	ND	1.37	2.00	4.00		B8I0033	07-Sep-18	0.250 L	20-Sep-18 05:31	1
L-PFNS	ND	1.37	2.00	4.00		B8I0033	07-Sep-18	0.250 L	20-Sep-18 05:31	1
L-MeFOSAA	ND	1.37	2.00	4.00		B8I0033	07-Sep-18	0.250 L	20-Sep-18 05:31	1
Br-MeFOSAA	ND	1.37	2.00	4.00		B8I0033	07-Sep-18	0.250 L	20-Sep-18 05:31	1
Total MeFOSAA	ND	1.37	2.00	4.00		B8I0033	07-Sep-18	0.250 L	20-Sep-18 05:31	1
L-EtFOSAA	ND	1.37	2.00	4.00		B8I0033	07-Sep-18	0.250 L	20-Sep-18 05:31	1
Br-EtFOSAA	ND	1.37	2.00	4.00		B8I0033	07-Sep-18	0.250 L	20-Sep-18 05:31	1
Total EtFOSAA	ND	1.37	2.00	4.00		B8I0033	07-Sep-18	0.250 L	20-Sep-18 05:31	1
L-PFUnA	ND	1.37	2.00	4.00		B8I0033	07-Sep-18	0.250 L	20-Sep-18 05:31	1
L-PFDS	ND	1.37	2.00	4.00		B8I0033	07-Sep-18	0.250 L	20-Sep-18 05:31	1
L-PFDoA	ND	1.37	2.00	4.00		B8I0033	07-Sep-18	0.250 L	20-Sep-18 05:31	1
L-PFTrDA	ND	1.37	2.00	4.00		B8I0033	07-Sep-18	0.250 L	20-Sep-18 05:31	1
L-PFTeDA	ND	1.37	2.00	4.00		B8I0033	07-Sep-18	0.250 L	20-Sep-18 05:31	1

Labeled Standards	Type	% Recovery	Limits	Qualifiers	Batch	Extracted	Samp Size	Analyzed	Dilution
13C3-PFBA	IS	101	60 - 130		B8I0033	07-Sep-18	0.250 L	20-Sep-18 05:31	1
13C3-PFPeA	IS	101	60 - 150		B8I0033	07-Sep-18	0.250 L	20-Sep-18 05:31	1
13C3-PFBS	IS	109	60 - 150		B8I0033	07-Sep-18	0.250 L	20-Sep-18 05:31	1

Sample ID: Method Blank

PFAS Isotope Dilution Method

Client Data

Name: Merit Laboratories, Inc.
Matrix: Aqueous
Project: Wurtsmith

Laboratory Data

Lab Sample: B8I0033-BLK1
Column: BEH C18

Labeled Standards	Type	% Recovery	Limits	Qualifiers	Batch	Extracted	Samp Size	Analyzed	Dilution
13C2-4:2 FTS	IS	92.8	40 - 150		B8I0033	07-Sep-18	0.250 L	20-Sep-18 05:31	1
13C2-PFHxA	IS	95.8	70 - 130		B8I0033	07-Sep-18	0.250 L	20-Sep-18 05:31	1
13C4-PFHpA	IS	101	60 - 150		B8I0033	07-Sep-18	0.250 L	20-Sep-18 05:31	1
18O2-PFHxS	IS	105	60 - 130		B8I0033	07-Sep-18	0.250 L	20-Sep-18 05:31	1
13C2-6:2 FTS	IS	88.4	40 - 150		B8I0033	07-Sep-18	0.250 L	20-Sep-18 05:31	1
13C2-PFOA	IS	95.9	60 - 130		B8I0033	07-Sep-18	0.250 L	20-Sep-18 05:31	1
13C5-PFNA	IS	84.1	50 - 130		B8I0033	07-Sep-18	0.250 L	20-Sep-18 05:31	1
13C8-PFOSA	IS	41.0	20 - 150		B8I0033	07-Sep-18	0.250 L	20-Sep-18 05:31	1
13C8-PFOS	IS	96.1	60 - 130		B8I0033	07-Sep-18	0.250 L	20-Sep-18 05:31	1
13C2-PFDA	IS	73.3	60 - 130		B8I0033	07-Sep-18	0.250 L	20-Sep-18 05:31	1
13C2-8:2 FTS	IS	86.2	40 - 150		B8I0033	07-Sep-18	0.250 L	20-Sep-18 05:31	1
d3-MeFOSAA	IS	69.2	50 - 150		B8I0033	07-Sep-18	0.250 L	20-Sep-18 05:31	1
d5-EtFOSAA	IS	71.1	50 - 150		B8I0033	07-Sep-18	0.250 L	20-Sep-18 05:31	1
13C2-PFUnA	IS	67.7	60 - 130		B8I0033	07-Sep-18	0.250 L	20-Sep-18 05:31	1
13C2-PFDoA	IS	68.2	30 - 130		B8I0033	07-Sep-18	0.250 L	20-Sep-18 05:31	1
13C2-PFTeDA	IS	78.9	20 - 150		B8I0033	07-Sep-18	0.250 L	20-Sep-18 05:31	1

DL - Detection Limit
LOD - Limit of Detection
LOQ - Limit of quantitation
Results reported to the DL.

Sample ID: OPR

PFAS Isotope Dilution Method

Client Data

Name: Merit Laboratories, Inc.
Project: Wurtsmith
Matrix: Aqueous

Laboratory Data

Lab Sample: B8I0033-BS1
Column: BEH C18

Analyte	Amt Found (ng/L)	Spike Amt	% Rec	Limits	Qualifiers	Batch	Extracted	Samp Size	Analyzed	Dilution
L-PFBA	41.6	40.0	104	70 - 130		B8I0033	07-Sep-18	0.250 L	20-Sep-18 05:41	1
L-PFPeA	42.6	40.0	106	70 - 130		B8I0033	07-Sep-18	0.250 L	20-Sep-18 05:41	1
L-PFBS	40.0	40.0	100	70 - 130		B8I0033	07-Sep-18	0.250 L	20-Sep-18 05:41	1
L-4:2 FTS	44.3	40.0	111	60 - 130		B8I0033	07-Sep-18	0.250 L	20-Sep-18 05:41	1
L-PFHxA	40.2	40.0	100	70 - 130		B8I0033	07-Sep-18	0.250 L	20-Sep-18 05:41	1
L-PFPeS	40.9	40.0	102	70 - 130		B8I0033	07-Sep-18	0.250 L	20-Sep-18 05:41	1
L-PFHpA	40.7	40.0	102	70 - 130		B8I0033	07-Sep-18	0.250 L	20-Sep-18 05:41	1
Total PFHxS	38.6	40.0	96.4	70 - 130		B8I0033	07-Sep-18	0.250 L	20-Sep-18 05:41	1
L-6:2 FTS	45.7	40.0	114	60 - 130		B8I0033	07-Sep-18	0.250 L	20-Sep-18 05:41	1
Total PFOA	41.7	40.0	104	70 - 130		B8I0033	07-Sep-18	0.250 L	20-Sep-18 05:41	1
L-PFHpS	41.8	40.0	105	60 - 130		B8I0033	07-Sep-18	0.250 L	20-Sep-18 05:41	1
L-PFNA	42.7	40.0	107	70 - 130		B8I0033	07-Sep-18	0.250 L	20-Sep-18 05:41	1
L-PFOSA	43.7	40.0	109	70 - 130		B8I0033	07-Sep-18	0.250 L	20-Sep-18 05:41	1
Total PFOS	41.3	40.0	103	70 - 130		B8I0033	07-Sep-18	0.250 L	20-Sep-18 05:41	1
L-PFDA	40.5	40.0	101	70 - 130		B8I0033	07-Sep-18	0.250 L	20-Sep-18 05:41	1
L-8:2FTS	40.2	40.0	100	60 - 130		B8I0033	07-Sep-18	0.250 L	20-Sep-18 05:41	1
L-PFNS	39.2	40.0	98.0	70 - 130		B8I0033	07-Sep-18	0.250 L	20-Sep-18 05:41	1
Total MeFOSAA	40.0	40.0	99.9	70 - 130		B8I0033	07-Sep-18	0.250 L	20-Sep-18 05:41	1
Total EtFOSAA	39.9	40.0	99.8	70 - 130		B8I0033	07-Sep-18	0.250 L	20-Sep-18 05:41	1
L-PFUnA	40.4	40.0	101	70 - 130		B8I0033	07-Sep-18	0.250 L	20-Sep-18 05:41	1
L-PFDS	39.4	40.0	98.6	60 - 130		B8I0033	07-Sep-18	0.250 L	20-Sep-18 05:41	1
L-PFDoA	43.4	40.0	108	70 - 130		B8I0033	07-Sep-18	0.250 L	20-Sep-18 05:41	1
L-PFTrDA	44.3	40.0	111	60 - 130		B8I0033	07-Sep-18	0.250 L	20-Sep-18 05:41	1
L-PFTeDA	41.6	40.0	104	70 - 130		B8I0033	07-Sep-18	0.250 L	20-Sep-18 05:41	1

Labeled Standards	Type	% Rec	Limits	Qualifiers	Batch	Extracted	Samp Size	Analyzed	Dilution
13C3-PFBA	IS	103	60- 130		B8I0033	07-Sep-18	0.250 L	20-Sep-18 05:41	1
13C3-PFPeA	IS	100	60- 150		B8I0033	07-Sep-18	0.250 L	20-Sep-18 05:41	1
13C3-PFBS	IS	111	60- 150		B8I0033	07-Sep-18	0.250 L	20-Sep-18 05:41	1
13C2-4:2 FTS	IS	94.7	40- 150		B8I0033	07-Sep-18	0.250 L	20-Sep-18 05:41	1
13C2-PFHxA	IS	102	70- 130		B8I0033	07-Sep-18	0.250 L	20-Sep-18 05:41	1
13C4-PFHpA	IS	108	60- 150		B8I0033	07-Sep-18	0.250 L	20-Sep-18 05:41	1
18O2-PFHxS	IS	110	60- 130		B8I0033	07-Sep-18	0.250 L	20-Sep-18 05:41	1
13C2-6:2 FTS	IS	91.7	40- 150		B8I0033	07-Sep-18	0.250 L	20-Sep-18 05:41	1
13C2-PFOA	IS	101	60- 130		B8I0033	07-Sep-18	0.250 L	20-Sep-18 05:41	1
13C5-PFNA	IS	89.6	50- 130		B8I0033	07-Sep-18	0.250 L	20-Sep-18 05:41	1

Sample ID: OPR

PFAS Isotope Dilution Method

Client Data

Name: Merit Laboratories, Inc.
Project: Wurtsmith
Matrix: Aqueous

Laboratory Data

Lab Sample: B8I0033-BS1
Column: BEH C18

Labeled Standards	Type	% Rec	Limits	Qualifiers	Batch	Extracted	Samp Size	Analyzed	Dilution
13C8-PFOSA	IS	40.1	20- 150		B8I0033	07-Sep-18	0.250 L	20-Sep-18 05:41	1
13C8-PFOS	IS	104	60- 130		B8I0033	07-Sep-18	0.250 L	20-Sep-18 05:41	1
13C2-PFDA	IS	74.7	60- 130		B8I0033	07-Sep-18	0.250 L	20-Sep-18 05:41	1
13C2-8:2 FTS	IS	95.2	40- 150		B8I0033	07-Sep-18	0.250 L	20-Sep-18 05:41	1
d3-MeFOSAA	IS	75.2	50- 150		B8I0033	07-Sep-18	0.250 L	20-Sep-18 05:41	1
d5-EtFOSAA	IS	78.9	50- 150		B8I0033	07-Sep-18	0.250 L	20-Sep-18 05:41	1
13C2-PFUnA	IS	74.6	60- 130		B8I0033	07-Sep-18	0.250 L	20-Sep-18 05:41	1
13C2-PFDoA	IS	75.7	30- 130		B8I0033	07-Sep-18	0.250 L	20-Sep-18 05:41	1
13C2-PFTeDA	IS	87.9	20- 150		B8I0033	07-Sep-18	0.250 L	20-Sep-18 05:41	1

Sample ID: SW1808271345RF

PFAS Isotope Dilution Method

Client Data

Name: Merit Laboratories, Inc.
Project: Wurtsmith
Location: Pine River
Matrix: Aqueous
Date Collected: 27-Aug-18 13:45

Laboratory Data

Lab Sample: 1802860-01
Date Received: 31-Aug-18 09:12
Column: BEH C18

Analyte	Conc. (ng/L)	DL	LOD	LOQ	Qualifiers	Batch	Extracted	Samp Size	Analyzed	Dilution
L-PFBA	2.34	1.34	1.96	3.92	J	B8I0033	07-Sep-18	0.255 L	20-Sep-18 05:52	1
L-PFPeA	ND	1.34	1.96	3.92		B8I0033	07-Sep-18	0.255 L	20-Sep-18 05:52	1
L-PFBS	ND	1.34	1.96	3.92		B8I0033	07-Sep-18	0.255 L	20-Sep-18 05:52	1
L-4:2 FTS	ND	1.34	1.96	3.92		B8I0033	07-Sep-18	0.255 L	20-Sep-18 05:52	1
L-PFHxA	ND	1.34	1.96	3.92		B8I0033	07-Sep-18	0.255 L	20-Sep-18 05:52	1
L-PFPeS	ND	1.34	1.96	3.92		B8I0033	07-Sep-18	0.255 L	20-Sep-18 05:52	1
L-PFHpA	ND	1.34	1.96	3.92		B8I0033	07-Sep-18	0.255 L	20-Sep-18 05:52	1
L-PFHxS	ND	1.34	1.96	3.92		B8I0033	07-Sep-18	0.255 L	20-Sep-18 05:52	1
Br-PFHxS	ND	1.34	1.96	3.92		B8I0033	07-Sep-18	0.255 L	20-Sep-18 05:52	1
Total PFHxS	ND	1.34	1.96	3.92		B8I0033	07-Sep-18	0.255 L	20-Sep-18 05:52	1
L-6:2 FTS	ND	1.34	1.96	3.92		B8I0033	07-Sep-18	0.255 L	20-Sep-18 05:52	1
L-PFOA	ND	1.34	1.96	3.92		B8I0033	07-Sep-18	0.255 L	20-Sep-18 05:52	1
Br-PFOA	ND	1.34	1.96	3.92		B8I0033	07-Sep-18	0.255 L	20-Sep-18 05:52	1
Total PFOA	ND	1.34	1.96	3.92		B8I0033	07-Sep-18	0.255 L	20-Sep-18 05:52	1
L-PFHpS	ND	1.34	1.96	3.92		B8I0033	07-Sep-18	0.255 L	20-Sep-18 05:52	1
L-PFNA	ND	1.34	1.96	3.92		B8I0033	07-Sep-18	0.255 L	20-Sep-18 05:52	1
L-PFOSA	ND	1.34	1.96	3.92		B8I0033	07-Sep-18	0.255 L	20-Sep-18 05:52	1
L-PFOS	ND	1.34	1.96	3.92		B8I0033	07-Sep-18	0.255 L	20-Sep-18 05:52	1
Br-PFOS	ND	1.34	1.96	3.92		B8I0033	07-Sep-18	0.255 L	20-Sep-18 05:52	1
Total PFOS	ND	1.34	1.96	3.92		B8I0033	07-Sep-18	0.255 L	20-Sep-18 05:52	1
L-PFDA	ND	1.34	1.96	3.92		B8I0033	07-Sep-18	0.255 L	20-Sep-18 05:52	1
L-8:2FTS	ND	1.34	1.96	3.92		B8I0033	07-Sep-18	0.255 L	20-Sep-18 05:52	1
L-PFNS	ND	1.34	1.96	3.92		B8I0033	07-Sep-18	0.255 L	20-Sep-18 05:52	1
L-MeFOSAA	ND	1.34	1.96	3.92		B8I0033	07-Sep-18	0.255 L	20-Sep-18 05:52	1
Br-MeFOSAA	ND	1.34	1.96	3.92		B8I0033	07-Sep-18	0.255 L	20-Sep-18 05:52	1
Total MeFOSAA	ND	1.34	1.96	3.92		B8I0033	07-Sep-18	0.255 L	20-Sep-18 05:52	1
L-EtFOSAA	ND	1.34	1.96	3.92		B8I0033	07-Sep-18	0.255 L	20-Sep-18 05:52	1
Br-EtFOSAA	ND	1.34	1.96	3.92		B8I0033	07-Sep-18	0.255 L	20-Sep-18 05:52	1
Total EtFOSAA	ND	1.34	1.96	3.92		B8I0033	07-Sep-18	0.255 L	20-Sep-18 05:52	1
L-PFUnA	ND	1.34	1.96	3.92		B8I0033	07-Sep-18	0.255 L	20-Sep-18 05:52	1
L-PFDS	ND	1.34	1.96	3.92		B8I0033	07-Sep-18	0.255 L	20-Sep-18 05:52	1
L-PFDoA	ND	1.34	1.96	3.92		B8I0033	07-Sep-18	0.255 L	20-Sep-18 05:52	1
L-PFTrDA	ND	1.34	1.96	3.92		B8I0033	07-Sep-18	0.255 L	20-Sep-18 05:52	1
L-PFTeDA	ND	1.34	1.96	3.92		B8I0033	07-Sep-18	0.255 L	20-Sep-18 05:52	1

Labeled Standards	Type	% Recovery	Limits	Qualifiers	Batch	Extracted	Samp Size	Analyzed	Dilution
13C3-PFBA	IS	100	60 - 130		B8I0033	07-Sep-18	0.255 L	20-Sep-18 05:52	1
13C3-PFPeA	IS	96.7	60 - 150		B8I0033	07-Sep-18	0.255 L	20-Sep-18 05:52	1
13C3-PFBS	IS	101	60 - 150		B8I0033	07-Sep-18	0.255 L	20-Sep-18 05:52	1

Sample ID: SW1808271345RF

PFAS Isotope Dilution Method

Client Data

Name: Merit Laboratories, Inc.
Project: Wurtsmith
Location: Pine River
Matrix: Aqueous
Date Collected: 27-Aug-18 13:45

Laboratory Data

Lab Sample: 1802860-01
Date Received: 31-Aug-18 09:12
Column: BEH C18

Labeled Standards	Type	% Recovery	Limits	Qualifiers	Batch	Extracted	Samp Size	Analyzed	Dilution
13C2-4:2 FTS	IS	82.6	40 - 150		B8I0033	07-Sep-18	0.255 L	20-Sep-18 05:52	1
13C2-PFHxA	IS	95.6	70 - 130		B8I0033	07-Sep-18	0.255 L	20-Sep-18 05:52	1
13C4-PFHpA	IS	107	60 - 150		B8I0033	07-Sep-18	0.255 L	20-Sep-18 05:52	1
18O2-PFHxS	IS	102	60 - 130		B8I0033	07-Sep-18	0.255 L	20-Sep-18 05:52	1
13C2-6:2 FTS	IS	88.4	40 - 150		B8I0033	07-Sep-18	0.255 L	20-Sep-18 05:52	1
13C2-PFOA	IS	97.7	60 - 130		B8I0033	07-Sep-18	0.255 L	20-Sep-18 05:52	1
13C5-PFNA	IS	92.7	50 - 130		B8I0033	07-Sep-18	0.255 L	20-Sep-18 05:52	1
13C8-PFOSA	IS	54.2	20 - 150		B8I0033	07-Sep-18	0.255 L	20-Sep-18 05:52	1
13C8-PFOS	IS	99.3	60 - 130		B8I0033	07-Sep-18	0.255 L	20-Sep-18 05:52	1
13C2-PFDA	IS	87.0	60 - 130		B8I0033	07-Sep-18	0.255 L	20-Sep-18 05:52	1
13C2-8:2 FTS	IS	88.1	40 - 150		B8I0033	07-Sep-18	0.255 L	20-Sep-18 05:52	1
d3-MeFOSAA	IS	85.0	50 - 150		B8I0033	07-Sep-18	0.255 L	20-Sep-18 05:52	1
d5-EtFOSAA	IS	94.2	50 - 150		B8I0033	07-Sep-18	0.255 L	20-Sep-18 05:52	1
13C2-PFUnA	IS	88.0	60 - 130		B8I0033	07-Sep-18	0.255 L	20-Sep-18 05:52	1
13C2-PFDoA	IS	83.4	30 - 130		B8I0033	07-Sep-18	0.255 L	20-Sep-18 05:52	1
13C2-PFTeDA	IS	89.9	20 - 150		B8I0033	07-Sep-18	0.255 L	20-Sep-18 05:52	1

DL - Detection Limit
LOD - Limit of Detection
LOQ - Limit of quantitation
Results reported to the DL.

Sample ID: PW1808271430RF

PFAS Isotope Dilution Method

Client Data

Name: Merit Laboratories, Inc.
Project: Wurtsmith
Location: PW VEL 10
Matrix: Aqueous
Date Collected: 27-Aug-18 14:30

Laboratory Data

Lab Sample: 1802860-02
Date Received: 31-Aug-18 09:12
Column: BEH C18

Analyte	Conc. (ng/L)	DL	LOD	LOQ	Qualifiers	Batch	Extracted	Samp Size	Analyzed	Dilution
L-PFBA	ND	1.39	2.02	4.05		B8I0033	07-Sep-18	0.247 L	20-Sep-18 06:03	1
L-PFPeA	ND	1.39	2.02	4.05		B8I0033	07-Sep-18	0.247 L	20-Sep-18 06:03	1
L-PFBS	ND	1.39	2.02	4.05		B8I0033	07-Sep-18	0.247 L	20-Sep-18 06:03	1
L-4:2 FTS	ND	1.39	2.02	4.05		B8I0033	07-Sep-18	0.247 L	20-Sep-18 06:03	1
L-PFHxA	ND	1.39	2.02	4.05		B8I0033	07-Sep-18	0.247 L	20-Sep-18 06:03	1
L-PFPeS	ND	1.39	2.02	4.05		B8I0033	07-Sep-18	0.247 L	20-Sep-18 06:03	1
L-PFHpA	ND	1.39	2.02	4.05		B8I0033	07-Sep-18	0.247 L	20-Sep-18 06:03	1
L-PFHxS	ND	1.39	2.02	4.05		B8I0033	07-Sep-18	0.247 L	20-Sep-18 06:03	1
Br-PFHxS	ND	1.39	2.02	4.05		B8I0033	07-Sep-18	0.247 L	20-Sep-18 06:03	1
Total PFHxS	ND	1.39	2.02	4.05		B8I0033	07-Sep-18	0.247 L	20-Sep-18 06:03	1
L-6:2 FTS	ND	1.39	2.02	4.05		B8I0033	07-Sep-18	0.247 L	20-Sep-18 06:03	1
L-PFOA	ND	1.39	2.02	4.05		B8I0033	07-Sep-18	0.247 L	20-Sep-18 06:03	1
Br-PFOA	ND	1.39	2.02	4.05		B8I0033	07-Sep-18	0.247 L	20-Sep-18 06:03	1
Total PFOA	ND	1.39	2.02	4.05		B8I0033	07-Sep-18	0.247 L	20-Sep-18 06:03	1
L-PFHpS	ND	1.39	2.02	4.05		B8I0033	07-Sep-18	0.247 L	20-Sep-18 06:03	1
L-PFNA	ND	1.39	2.02	4.05		B8I0033	07-Sep-18	0.247 L	20-Sep-18 06:03	1
L-PFOSA	ND	1.39	2.02	4.05		B8I0033	07-Sep-18	0.247 L	20-Sep-18 06:03	1
L-PFOS	ND	1.39	2.02	4.05		B8I0033	07-Sep-18	0.247 L	20-Sep-18 06:03	1
Br-PFOS	ND	1.39	2.02	4.05		B8I0033	07-Sep-18	0.247 L	20-Sep-18 06:03	1
Total PFOS	ND	1.39	2.02	4.05		B8I0033	07-Sep-18	0.247 L	20-Sep-18 06:03	1
L-PFDA	ND	1.39	2.02	4.05		B8I0033	07-Sep-18	0.247 L	20-Sep-18 06:03	1
L-8:2FTS	ND	1.39	2.02	4.05		B8I0033	07-Sep-18	0.247 L	20-Sep-18 06:03	1
L-PFNS	ND	1.39	2.02	4.05		B8I0033	07-Sep-18	0.247 L	20-Sep-18 06:03	1
L-MeFOSAA	ND	1.39	2.02	4.05		B8I0033	07-Sep-18	0.247 L	20-Sep-18 06:03	1
Br-MeFOSAA	ND	1.39	2.02	4.05		B8I0033	07-Sep-18	0.247 L	20-Sep-18 06:03	1
Total MeFOSAA	ND	1.39	2.02	4.05		B8I0033	07-Sep-18	0.247 L	20-Sep-18 06:03	1
L-EtFOSAA	ND	1.39	2.02	4.05		B8I0033	07-Sep-18	0.247 L	20-Sep-18 06:03	1
Br-EtFOSAA	ND	1.39	2.02	4.05		B8I0033	07-Sep-18	0.247 L	20-Sep-18 06:03	1
Total EtFOSAA	ND	1.39	2.02	4.05		B8I0033	07-Sep-18	0.247 L	20-Sep-18 06:03	1
L-PFUnA	ND	1.39	2.02	4.05		B8I0033	07-Sep-18	0.247 L	20-Sep-18 06:03	1
L-PFDS	ND	1.39	2.02	4.05		B8I0033	07-Sep-18	0.247 L	20-Sep-18 06:03	1
L-PFDoA	ND	1.39	2.02	4.05		B8I0033	07-Sep-18	0.247 L	20-Sep-18 06:03	1
L-PFTrDA	ND	1.39	2.02	4.05		B8I0033	07-Sep-18	0.247 L	20-Sep-18 06:03	1
L-PFTeDA	ND	1.39	2.02	4.05		B8I0033	07-Sep-18	0.247 L	20-Sep-18 06:03	1

Labeled Standards	Type	% Recovery	Limits	Qualifiers	Batch	Extracted	Samp Size	Analyzed	Dilution
13C3-PFBA	IS	101	60 - 130		B8I0033	07-Sep-18	0.247 L	20-Sep-18 06:03	1
13C3-PFPeA	IS	97.3	60 - 150		B8I0033	07-Sep-18	0.247 L	20-Sep-18 06:03	1
13C3-PFBS	IS	105	60 - 150		B8I0033	07-Sep-18	0.247 L	20-Sep-18 06:03	1

Sample ID: PW1808271430RF

PFAS Isotope Dilution Method

Client Data

Name: Merit Laboratories, Inc.
Project: Wurtsmith
Location: PW VEL 10
Matrix: Aqueous
Date Collected: 27-Aug-18 14:30

Laboratory Data

Lab Sample: 1802860-02
Date Received: 31-Aug-18 09:12
Column: BEH C18

Labeled Standards	Type	% Recovery	Limits	Qualifiers	Batch	Extracted	Samp Size	Analyzed	Dilution
13C2-4:2 FTS	IS	87.8	40 - 150		B8I0033	07-Sep-18	0.247 L	20-Sep-18 06:03	1
13C2-PFHxA	IS	97.8	70 - 130		B8I0033	07-Sep-18	0.247 L	20-Sep-18 06:03	1
13C4-PFHpA	IS	104	60 - 150		B8I0033	07-Sep-18	0.247 L	20-Sep-18 06:03	1
18O2-PFHxS	IS	109	60 - 130		B8I0033	07-Sep-18	0.247 L	20-Sep-18 06:03	1
13C2-6:2 FTS	IS	74.7	40 - 150		B8I0033	07-Sep-18	0.247 L	20-Sep-18 06:03	1
13C2-PFOA	IS	97.6	60 - 130		B8I0033	07-Sep-18	0.247 L	20-Sep-18 06:03	1
13C5-PFNA	IS	92.5	50 - 130		B8I0033	07-Sep-18	0.247 L	20-Sep-18 06:03	1
13C8-PFOSA	IS	44.6	20 - 150		B8I0033	07-Sep-18	0.247 L	20-Sep-18 06:03	1
13C8-PFOS	IS	93.5	60 - 130		B8I0033	07-Sep-18	0.247 L	20-Sep-18 06:03	1
13C2-PFDA	IS	87.0	60 - 130		B8I0033	07-Sep-18	0.247 L	20-Sep-18 06:03	1
13C2-8:2 FTS	IS	85.6	40 - 150		B8I0033	07-Sep-18	0.247 L	20-Sep-18 06:03	1
d3-MeFOSAA	IS	77.6	50 - 150		B8I0033	07-Sep-18	0.247 L	20-Sep-18 06:03	1
d5-EtFOSAA	IS	82.5	50 - 150		B8I0033	07-Sep-18	0.247 L	20-Sep-18 06:03	1
13C2-PFUnA	IS	79.4	60 - 130		B8I0033	07-Sep-18	0.247 L	20-Sep-18 06:03	1
13C2-PFDoA	IS	78.7	30 - 130		B8I0033	07-Sep-18	0.247 L	20-Sep-18 06:03	1
13C2-PFTeDA	IS	75.4	20 - 150		B8I0033	07-Sep-18	0.247 L	20-Sep-18 06:03	1

DL - Detection Limit
LOD - Limit of Detection
LOQ - Limit of quantitation
Results reported to the DL.

Sample ID: SW1808271500RF

PFAS Isotope Dilution Method

Client Data

Name: Merit Laboratories, Inc.
Project: Wurtsmith
Location: SW VEL 10
Matrix: Aqueous
Date Collected: 27-Aug-18 15:00

Laboratory Data

Lab Sample: 1802860-03
Date Received: 31-Aug-18 09:12
Column: BEH C18

Analyte	Conc. (ng/L)	DL	LOD	LOQ	Qualifiers	Batch	Extracted	Samp Size	Analyzed	Dilution
L-PFBA	2.64	1.45	2.12	4.24	J	B8I0033	07-Sep-18	0.236 L	20-Sep-18 06:34	1
L-PFPeA	ND	1.45	2.12	4.24		B8I0033	07-Sep-18	0.236 L	20-Sep-18 06:34	1
L-PFBS	ND	1.45	2.12	4.24		B8I0033	07-Sep-18	0.236 L	20-Sep-18 06:34	1
L-4:2 FTS	ND	1.45	2.12	4.24		B8I0033	07-Sep-18	0.236 L	20-Sep-18 06:34	1
L-PFHxA	1.48	1.45	2.12	4.24	J	B8I0033	07-Sep-18	0.236 L	20-Sep-18 06:34	1
L-PFPeS	ND	1.45	2.12	4.24		B8I0033	07-Sep-18	0.236 L	20-Sep-18 06:34	1
L-PFHpA	ND	1.45	2.12	4.24		B8I0033	07-Sep-18	0.236 L	20-Sep-18 06:34	1
L-PFHxS	4.08	1.45	2.12	4.24	J	B8I0033	07-Sep-18	0.236 L	20-Sep-18 06:34	1
Br-PFHxS	ND	1.45	2.12	4.24		B8I0033	07-Sep-18	0.236 L	20-Sep-18 06:34	1
Total PFHxS	4.54	1.45	2.12	4.24		B8I0033	07-Sep-18	0.236 L	20-Sep-18 06:34	1
L-6:2 FTS	ND	1.45	2.12	4.24		B8I0033	07-Sep-18	0.236 L	20-Sep-18 06:34	1
L-PFOA	1.88	1.45	2.12	4.24	J	B8I0033	07-Sep-18	0.236 L	20-Sep-18 06:34	1
Br-PFOA	ND	1.45	2.12	4.24		B8I0033	07-Sep-18	0.236 L	20-Sep-18 06:34	1
Total PFOA	1.88	1.45	2.12	4.24	J	B8I0033	07-Sep-18	0.236 L	20-Sep-18 06:34	1
L-PFHpS	ND	1.45	2.12	4.24		B8I0033	07-Sep-18	0.236 L	20-Sep-18 06:34	1
L-PFNA	ND	1.45	2.12	4.24		B8I0033	07-Sep-18	0.236 L	20-Sep-18 06:34	1
L-PFOSA	ND	1.45	2.12	4.24		B8I0033	07-Sep-18	0.236 L	20-Sep-18 06:34	1
L-PFOS	1.82	1.45	2.12	4.24	J	B8I0033	07-Sep-18	0.236 L	20-Sep-18 06:34	1
Br-PFOS	ND	1.45	2.12	4.24		B8I0033	07-Sep-18	0.236 L	20-Sep-18 06:34	1
Total PFOS	3.19	1.45	2.12	4.24	J	B8I0033	07-Sep-18	0.236 L	20-Sep-18 06:34	1
L-PFDA	ND	1.45	2.12	4.24		B8I0033	07-Sep-18	0.236 L	20-Sep-18 06:34	1
L-8:2FTS	ND	1.45	2.12	4.24		B8I0033	07-Sep-18	0.236 L	20-Sep-18 06:34	1
L-PFNS	ND	1.45	2.12	4.24		B8I0033	07-Sep-18	0.236 L	20-Sep-18 06:34	1
L-MeFOSAA	ND	1.45	2.12	4.24		B8I0033	07-Sep-18	0.236 L	20-Sep-18 06:34	1
Br-MeFOSAA	ND	1.45	2.12	4.24		B8I0033	07-Sep-18	0.236 L	20-Sep-18 06:34	1
Total MeFOSAA	ND	1.45	2.12	4.24		B8I0033	07-Sep-18	0.236 L	20-Sep-18 06:34	1
L-EtFOSAA	ND	1.45	2.12	4.24		B8I0033	07-Sep-18	0.236 L	20-Sep-18 06:34	1
Br-EtFOSAA	ND	1.45	2.12	4.24		B8I0033	07-Sep-18	0.236 L	20-Sep-18 06:34	1
Total EtFOSAA	ND	1.45	2.12	4.24		B8I0033	07-Sep-18	0.236 L	20-Sep-18 06:34	1
L-PFUnA	ND	1.45	2.12	4.24		B8I0033	07-Sep-18	0.236 L	20-Sep-18 06:34	1
L-PFDS	ND	1.45	2.12	4.24		B8I0033	07-Sep-18	0.236 L	20-Sep-18 06:34	1
L-PFDoA	ND	1.45	2.12	4.24		B8I0033	07-Sep-18	0.236 L	20-Sep-18 06:34	1
L-PFTrDA	ND	1.45	2.12	4.24		B8I0033	07-Sep-18	0.236 L	20-Sep-18 06:34	1
L-PFTeDA	ND	1.45	2.12	4.24		B8I0033	07-Sep-18	0.236 L	20-Sep-18 06:34	1

Labeled Standards	Type	% Recovery	Limits	Qualifiers	Batch	Extracted	Samp Size	Analyzed	Dilution
13C3-PFBA	IS	99.8	60 - 130		B8I0033	07-Sep-18	0.236 L	20-Sep-18 06:34	1
13C3-PFPeA	IS	100	60 - 150		B8I0033	07-Sep-18	0.236 L	20-Sep-18 06:34	1
13C3-PFBS	IS	103	60 - 150		B8I0033	07-Sep-18	0.236 L	20-Sep-18 06:34	1

Sample ID: SW1808271500RF

PFAS Isotope Dilution Method

Client Data

Name: Merit Laboratories, Inc.
Project: Wurtsmith
Location: SW VEL 10
Matrix: Aqueous
Date Collected: 27-Aug-18 15:00

Laboratory Data

Lab Sample: 1802860-03
Date Received: 31-Aug-18 09:12
Column: BEH C18

Labeled Standards	Type	% Recovery	Limits	Qualifiers	Batch	Extracted	Samp Size	Analyzed	Dilution
13C2-4:2 FTS	IS	84.0	40 - 150		B8I0033	07-Sep-18	0.236 L	20-Sep-18 06:34	1
13C2-PFHxA	IS	97.0	70 - 130		B8I0033	07-Sep-18	0.236 L	20-Sep-18 06:34	1
13C4-PFHpA	IS	103	60 - 150		B8I0033	07-Sep-18	0.236 L	20-Sep-18 06:34	1
18O2-PFHxS	IS	102	60 - 130		B8I0033	07-Sep-18	0.236 L	20-Sep-18 06:34	1
13C2-6:2 FTS	IS	87.7	40 - 150		B8I0033	07-Sep-18	0.236 L	20-Sep-18 06:34	1
13C2-PFOA	IS	95.6	60 - 130		B8I0033	07-Sep-18	0.236 L	20-Sep-18 06:34	1
13C5-PFNA	IS	89.4	50 - 130		B8I0033	07-Sep-18	0.236 L	20-Sep-18 06:34	1
13C8-PFOSA	IS	41.5	20 - 150		B8I0033	07-Sep-18	0.236 L	20-Sep-18 06:34	1
13C8-PFOS	IS	97.1	60 - 130		B8I0033	07-Sep-18	0.236 L	20-Sep-18 06:34	1
13C2-PFDA	IS	81.6	60 - 130		B8I0033	07-Sep-18	0.236 L	20-Sep-18 06:34	1
13C2-8:2 FTS	IS	86.5	40 - 150		B8I0033	07-Sep-18	0.236 L	20-Sep-18 06:34	1
d3-MeFOSAA	IS	80.3	50 - 150		B8I0033	07-Sep-18	0.236 L	20-Sep-18 06:34	1
d5-EtFOSAA	IS	86.6	50 - 150		B8I0033	07-Sep-18	0.236 L	20-Sep-18 06:34	1
13C2-PFUnA	IS	80.0	60 - 130		B8I0033	07-Sep-18	0.236 L	20-Sep-18 06:34	1
13C2-PFDoA	IS	80.0	30 - 130		B8I0033	07-Sep-18	0.236 L	20-Sep-18 06:34	1
13C2-PFTeDA	IS	79.3	20 - 150		B8I0033	07-Sep-18	0.236 L	20-Sep-18 06:34	1

DL - Detection Limit
LOD - Limit of Detection
LOQ - Limit of quantitation
Results reported to the DL.

Sample ID: PW1808271520RF

PFAS Isotope Dilution Method

Client Data

Name: Merit Laboratories, Inc.
Project: Wurtsmith
Location: PW VEL 07
Matrix: Aqueous
Date Collected: 27-Aug-18 15:20

Laboratory Data

Lab Sample: 1802860-04
Date Received: 31-Aug-18 09:12
Column: BEH C18

Analyte	Conc. (ng/L)	DL	LOD	LOQ	Qualifiers	Batch	Extracted	Samp Size	Analyzed	Dilution
L-PFBA	ND	1.34	1.96	3.93		B8I0033	07-Sep-18	0.255 L	20-Sep-18 06:45	1
L-PFPeA	ND	1.34	1.96	3.93		B8I0033	07-Sep-18	0.255 L	20-Sep-18 06:45	1
L-PFBS	ND	1.34	1.96	3.93		B8I0033	07-Sep-18	0.255 L	20-Sep-18 06:45	1
L-4:2 FTS	ND	1.34	1.96	3.93		B8I0033	07-Sep-18	0.255 L	20-Sep-18 06:45	1
L-PFHxA	ND	1.34	1.96	3.93		B8I0033	07-Sep-18	0.255 L	20-Sep-18 06:45	1
L-PFPeS	ND	1.34	1.96	3.93		B8I0033	07-Sep-18	0.255 L	20-Sep-18 06:45	1
L-PFHpA	ND	1.34	1.96	3.93		B8I0033	07-Sep-18	0.255 L	20-Sep-18 06:45	1
L-PFHxS	6.94	1.34	1.96	3.93		B8I0033	07-Sep-18	0.255 L	20-Sep-18 06:45	1
Br-PFHxS	ND	1.34	1.96	3.93		B8I0033	07-Sep-18	0.255 L	20-Sep-18 06:45	1
Total PFHxS	7.57	1.34	1.96	3.93		B8I0033	07-Sep-18	0.255 L	20-Sep-18 06:45	1
L-6:2 FTS	ND	1.34	1.96	3.93		B8I0033	07-Sep-18	0.255 L	20-Sep-18 06:45	1
L-PFOA	ND	1.34	1.96	3.93		B8I0033	07-Sep-18	0.255 L	20-Sep-18 06:45	1
Br-PFOA	ND	1.34	1.96	3.93		B8I0033	07-Sep-18	0.255 L	20-Sep-18 06:45	1
Total PFOA	ND	1.34	1.96	3.93		B8I0033	07-Sep-18	0.255 L	20-Sep-18 06:45	1
L-PFHpS	ND	1.34	1.96	3.93		B8I0033	07-Sep-18	0.255 L	20-Sep-18 06:45	1
L-PFNA	ND	1.34	1.96	3.93		B8I0033	07-Sep-18	0.255 L	20-Sep-18 06:45	1
L-PFOSA	ND	1.34	1.96	3.93		B8I0033	07-Sep-18	0.255 L	20-Sep-18 06:45	1
L-PFOS	ND	1.34	1.96	3.93		B8I0033	07-Sep-18	0.255 L	20-Sep-18 06:45	1
Br-PFOS	ND	1.34	1.96	3.93		B8I0033	07-Sep-18	0.255 L	20-Sep-18 06:45	1
Total PFOS	ND	1.34	1.96	3.93		B8I0033	07-Sep-18	0.255 L	20-Sep-18 06:45	1
L-PFDA	ND	1.34	1.96	3.93		B8I0033	07-Sep-18	0.255 L	20-Sep-18 06:45	1
L-8:2FTS	ND	1.34	1.96	3.93		B8I0033	07-Sep-18	0.255 L	20-Sep-18 06:45	1
L-PFNS	ND	1.34	1.96	3.93		B8I0033	07-Sep-18	0.255 L	20-Sep-18 06:45	1
L-MeFOSAA	ND	1.34	1.96	3.93		B8I0033	07-Sep-18	0.255 L	20-Sep-18 06:45	1
Br-MeFOSAA	ND	1.34	1.96	3.93		B8I0033	07-Sep-18	0.255 L	20-Sep-18 06:45	1
Total MeFOSAA	ND	1.34	1.96	3.93		B8I0033	07-Sep-18	0.255 L	20-Sep-18 06:45	1
L-EtFOSAA	ND	1.34	1.96	3.93		B8I0033	07-Sep-18	0.255 L	20-Sep-18 06:45	1
Br-EtFOSAA	ND	1.34	1.96	3.93		B8I0033	07-Sep-18	0.255 L	20-Sep-18 06:45	1
Total EtFOSAA	ND	1.34	1.96	3.93		B8I0033	07-Sep-18	0.255 L	20-Sep-18 06:45	1
L-PFUnA	ND	1.34	1.96	3.93		B8I0033	07-Sep-18	0.255 L	20-Sep-18 06:45	1
L-PFDS	ND	1.34	1.96	3.93		B8I0033	07-Sep-18	0.255 L	20-Sep-18 06:45	1
L-PFDoA	ND	1.34	1.96	3.93		B8I0033	07-Sep-18	0.255 L	20-Sep-18 06:45	1
L-PFTrDA	ND	1.34	1.96	3.93		B8I0033	07-Sep-18	0.255 L	20-Sep-18 06:45	1
L-PFTeDA	ND	1.34	1.96	3.93		B8I0033	07-Sep-18	0.255 L	20-Sep-18 06:45	1

Labeled Standards	Type	% Recovery	Limits	Qualifiers	Batch	Extracted	Samp Size	Analyzed	Dilution
13C3-PFBA	IS	102	60 - 130		B8I0033	07-Sep-18	0.255 L	20-Sep-18 06:45	1
13C3-PFPeA	IS	99.9	60 - 150		B8I0033	07-Sep-18	0.255 L	20-Sep-18 06:45	1
13C3-PFBS	IS	101	60 - 150		B8I0033	07-Sep-18	0.255 L	20-Sep-18 06:45	1

Sample ID: PW1808271520RF

PFAS Isotope Dilution Method

Client Data

Name: Merit Laboratories, Inc.
Project: Wurtsmith
Location: PW VEL 07
Matrix: Aqueous
Date Collected: 27-Aug-18 15:20

Laboratory Data

Lab Sample: 1802860-04
Date Received: 31-Aug-18 09:12
Column: BEH C18

Labeled Standards	Type	% Recovery	Limits	Qualifiers	Batch	Extracted	Samp Size	Analyzed	Dilution
13C2-4:2 FTS	IS	81.4	40 - 150		B8I0033	07-Sep-18	0.255 L	20-Sep-18 06:45	1
13C2-PFHxA	IS	99.4	70 - 130		B8I0033	07-Sep-18	0.255 L	20-Sep-18 06:45	1
13C4-PFHpA	IS	103	60 - 150		B8I0033	07-Sep-18	0.255 L	20-Sep-18 06:45	1
18O2-PFHxS	IS	104	60 - 130		B8I0033	07-Sep-18	0.255 L	20-Sep-18 06:45	1
13C2-6:2 FTS	IS	83.0	40 - 150		B8I0033	07-Sep-18	0.255 L	20-Sep-18 06:45	1
13C2-PFOA	IS	99.4	60 - 130		B8I0033	07-Sep-18	0.255 L	20-Sep-18 06:45	1
13C5-PFNA	IS	81.5	50 - 130		B8I0033	07-Sep-18	0.255 L	20-Sep-18 06:45	1
13C8-PFOSA	IS	43.0	20 - 150		B8I0033	07-Sep-18	0.255 L	20-Sep-18 06:45	1
13C8-PFOS	IS	95.0	60 - 130		B8I0033	07-Sep-18	0.255 L	20-Sep-18 06:45	1
13C2-PFDA	IS	72.9	60 - 130		B8I0033	07-Sep-18	0.255 L	20-Sep-18 06:45	1
13C2-8:2 FTS	IS	91.5	40 - 150		B8I0033	07-Sep-18	0.255 L	20-Sep-18 06:45	1
d3-MeFOSAA	IS	77.6	50 - 150		B8I0033	07-Sep-18	0.255 L	20-Sep-18 06:45	1
d5-EtFOSAA	IS	76.7	50 - 150		B8I0033	07-Sep-18	0.255 L	20-Sep-18 06:45	1
13C2-PFUnA	IS	71.4	60 - 130		B8I0033	07-Sep-18	0.255 L	20-Sep-18 06:45	1
13C2-PFDoA	IS	76.6	30 - 130		B8I0033	07-Sep-18	0.255 L	20-Sep-18 06:45	1
13C2-PFTeDA	IS	73.8	20 - 150		B8I0033	07-Sep-18	0.255 L	20-Sep-18 06:45	1

DL - Detection Limit
LOD - Limit of Detection
LOQ - Limit of quantitation
Results reported to the DL.

Sample ID: SW1808271545RF

PFAS Isotope Dilution Method

Client Data

Name: Merit Laboratories, Inc.
Project: Wurtsmith
Location: SW VEL 07
Matrix: Aqueous
Date Collected: 27-Aug-18 15:45

Laboratory Data

Lab Sample: 1802860-05
Date Received: 31-Aug-18 09:12
Column: BEH C18

Analyte	Conc. (ng/L)	DL	LOD	LOQ	Qualifiers	Batch	Extracted	Samp Size	Analyzed	Dilution
L-PFBA	2.96	1.45	2.12	4.24	J	B8I0033	07-Sep-18	0.236 L	20-Sep-18 06:56	1
L-PFPeA	1.52	1.45	2.12	4.24	J	B8I0033	07-Sep-18	0.236 L	20-Sep-18 06:56	1
L-PFBS	ND	1.45	2.12	4.24		B8I0033	07-Sep-18	0.236 L	20-Sep-18 06:56	1
L-4:2 FTS	ND	1.45	2.12	4.24		B8I0033	07-Sep-18	0.236 L	20-Sep-18 06:56	1
L-PFHxA	1.47	1.45	2.12	4.24	J	B8I0033	07-Sep-18	0.236 L	20-Sep-18 06:56	1
L-PFPeS	ND	1.45	2.12	4.24		B8I0033	07-Sep-18	0.236 L	20-Sep-18 06:56	1
L-PFHpA	ND	1.45	2.12	4.24		B8I0033	07-Sep-18	0.236 L	20-Sep-18 06:56	1
L-PFHxS	4.98	1.45	2.12	4.24		B8I0033	07-Sep-18	0.236 L	20-Sep-18 06:56	1
Br-PFHxS	ND	1.45	2.12	4.24		B8I0033	07-Sep-18	0.236 L	20-Sep-18 06:56	1
Total PFHxS	4.98	1.45	2.12	4.24		B8I0033	07-Sep-18	0.236 L	20-Sep-18 06:56	1
L-6:2 FTS	ND	1.45	2.12	4.24		B8I0033	07-Sep-18	0.236 L	20-Sep-18 06:56	1
L-PFOA	1.83	1.45	2.12	4.24	J	B8I0033	07-Sep-18	0.236 L	20-Sep-18 06:56	1
Br-PFOA	ND	1.45	2.12	4.24		B8I0033	07-Sep-18	0.236 L	20-Sep-18 06:56	1
Total PFOA	1.83	1.45	2.12	4.24	J	B8I0033	07-Sep-18	0.236 L	20-Sep-18 06:56	1
L-PFHpS	ND	1.45	2.12	4.24		B8I0033	07-Sep-18	0.236 L	20-Sep-18 06:56	1
L-PFNA	ND	1.45	2.12	4.24		B8I0033	07-Sep-18	0.236 L	20-Sep-18 06:56	1
L-PFOSA	ND	1.45	2.12	4.24		B8I0033	07-Sep-18	0.236 L	20-Sep-18 06:56	1
L-PFOS	1.59	1.45	2.12	4.24	J	B8I0033	07-Sep-18	0.236 L	20-Sep-18 06:56	1
Br-PFOS	ND	1.45	2.12	4.24		B8I0033	07-Sep-18	0.236 L	20-Sep-18 06:56	1
Total PFOS	2.92	1.45	2.12	4.24	J	B8I0033	07-Sep-18	0.236 L	20-Sep-18 06:56	1
L-PFDA	ND	1.45	2.12	4.24		B8I0033	07-Sep-18	0.236 L	20-Sep-18 06:56	1
L-8:2FTS	ND	1.45	2.12	4.24		B8I0033	07-Sep-18	0.236 L	20-Sep-18 06:56	1
L-PFNS	ND	1.45	2.12	4.24		B8I0033	07-Sep-18	0.236 L	20-Sep-18 06:56	1
L-MeFOSAA	ND	1.45	2.12	4.24		B8I0033	07-Sep-18	0.236 L	20-Sep-18 06:56	1
Br-MeFOSAA	ND	1.45	2.12	4.24		B8I0033	07-Sep-18	0.236 L	20-Sep-18 06:56	1
Total MeFOSAA	ND	1.45	2.12	4.24		B8I0033	07-Sep-18	0.236 L	20-Sep-18 06:56	1
L-EtFOSAA	ND	1.45	2.12	4.24		B8I0033	07-Sep-18	0.236 L	20-Sep-18 06:56	1
Br-EtFOSAA	ND	1.45	2.12	4.24		B8I0033	07-Sep-18	0.236 L	20-Sep-18 06:56	1
Total EtFOSAA	ND	1.45	2.12	4.24		B8I0033	07-Sep-18	0.236 L	20-Sep-18 06:56	1
L-PFUnA	ND	1.45	2.12	4.24		B8I0033	07-Sep-18	0.236 L	20-Sep-18 06:56	1
L-PFDS	ND	1.45	2.12	4.24		B8I0033	07-Sep-18	0.236 L	20-Sep-18 06:56	1
L-PFDoA	ND	1.45	2.12	4.24		B8I0033	07-Sep-18	0.236 L	20-Sep-18 06:56	1
L-PFTrDA	ND	1.45	2.12	4.24		B8I0033	07-Sep-18	0.236 L	20-Sep-18 06:56	1
L-PFTeDA	ND	1.45	2.12	4.24		B8I0033	07-Sep-18	0.236 L	20-Sep-18 06:56	1

Labeled Standards	Type	% Recovery	Limits	Qualifiers	Batch	Extracted	Samp Size	Analyzed	Dilution
13C3-PFBA	IS	97.7	60 - 130		B8I0033	07-Sep-18	0.236 L	20-Sep-18 06:56	1
13C3-PFPeA	IS	98.6	60 - 150		B8I0033	07-Sep-18	0.236 L	20-Sep-18 06:56	1
13C3-PFBS	IS	103	60 - 150		B8I0033	07-Sep-18	0.236 L	20-Sep-18 06:56	1

Sample ID: SW1808271545RF

PFAS Isotope Dilution Method

Client Data

Name: Merit Laboratories, Inc.
Project: Wurtsmith
Location: SW VEL 07
Matrix: Aqueous
Date Collected: 27-Aug-18 15:45

Laboratory Data

Lab Sample: 1802860-05
Date Received: 31-Aug-18 09:12
Column: BEH C18

Labeled Standards	Type	% Recovery	Limits	Qualifiers	Batch	Extracted	Samp Size	Analyzed	Dilution
13C2-4:2 FTS	IS	86.6	40 - 150		B8I0033	07-Sep-18	0.236 L	20-Sep-18 06:56	1
13C2-PFHxA	IS	96.9	70 - 130		B8I0033	07-Sep-18	0.236 L	20-Sep-18 06:56	1
13C4-PFHpA	IS	105	60 - 150		B8I0033	07-Sep-18	0.236 L	20-Sep-18 06:56	1
18O2-PFHxS	IS	111	60 - 130		B8I0033	07-Sep-18	0.236 L	20-Sep-18 06:56	1
13C2-6:2 FTS	IS	88.7	40 - 150		B8I0033	07-Sep-18	0.236 L	20-Sep-18 06:56	1
13C2-PFOA	IS	92.1	60 - 130		B8I0033	07-Sep-18	0.236 L	20-Sep-18 06:56	1
13C5-PFNA	IS	84.0	50 - 130		B8I0033	07-Sep-18	0.236 L	20-Sep-18 06:56	1
13C8-PFOSA	IS	63.0	20 - 150		B8I0033	07-Sep-18	0.236 L	20-Sep-18 06:56	1
13C8-PFOS	IS	96.5	60 - 130		B8I0033	07-Sep-18	0.236 L	20-Sep-18 06:56	1
13C2-PFDA	IS	83.0	60 - 130		B8I0033	07-Sep-18	0.236 L	20-Sep-18 06:56	1
13C2-8:2 FTS	IS	86.3	40 - 150		B8I0033	07-Sep-18	0.236 L	20-Sep-18 06:56	1
d3-MeFOSAA	IS	81.1	50 - 150		B8I0033	07-Sep-18	0.236 L	20-Sep-18 06:56	1
d5-EtFOSAA	IS	89.0	50 - 150		B8I0033	07-Sep-18	0.236 L	20-Sep-18 06:56	1
13C2-PFUnA	IS	80.9	60 - 130		B8I0033	07-Sep-18	0.236 L	20-Sep-18 06:56	1
13C2-PFDoA	IS	77.3	30 - 130		B8I0033	07-Sep-18	0.236 L	20-Sep-18 06:56	1
13C2-PFTeDA	IS	74.7	20 - 150		B8I0033	07-Sep-18	0.236 L	20-Sep-18 06:56	1

DL - Detection Limit
LOD - Limit of Detection
LOQ - Limit of quantitation
Results reported to the DL.

Sample ID: SW1808280930SK

PFAS Isotope Dilution Method

Client Data

Name: Merit Laboratories, Inc.
Project: Wurtsmith
Location: SW VEL S1
Matrix: Aqueous
Date Collected: 28-Aug-18 09:30

Laboratory Data

Lab Sample: 1802860-06
Date Received: 31-Aug-18 09:12
Column: BEH C18

Analyte	Conc. (ng/L)	DL	LOD	LOQ	Qualifiers	Batch	Extracted	Samp Size	Analyzed	Dilution
L-PFBA	2.67	1.32	1.92	3.85	J	B8I0033	07-Sep-18	0.260 L	20-Sep-18 07:06	1
L-PFPeA	1.68	1.32	1.92	3.85	J	B8I0033	07-Sep-18	0.260 L	20-Sep-18 07:06	1
L-PFBS	ND	1.32	1.92	3.85		B8I0033	07-Sep-18	0.260 L	20-Sep-18 07:06	1
L-4:2 FTS	ND	1.32	1.92	3.85		B8I0033	07-Sep-18	0.260 L	20-Sep-18 07:06	1
L-PFHxA	1.58	1.32	1.92	3.85	J	B8I0033	07-Sep-18	0.260 L	20-Sep-18 07:06	1
L-PFPeS	ND	1.32	1.92	3.85		B8I0033	07-Sep-18	0.260 L	20-Sep-18 07:06	1
L-PFHpA	ND	1.32	1.92	3.85		B8I0033	07-Sep-18	0.260 L	20-Sep-18 07:06	1
L-PFHxS	4.60	1.32	1.92	3.85		B8I0033	07-Sep-18	0.260 L	20-Sep-18 07:06	1
Br-PFHxS	ND	1.32	1.92	3.85		B8I0033	07-Sep-18	0.260 L	20-Sep-18 07:06	1
Total PFHxS	4.60	1.32	1.92	3.85		B8I0033	07-Sep-18	0.260 L	20-Sep-18 07:06	1
L-6:2 FTS	ND	1.32	1.92	3.85		B8I0033	07-Sep-18	0.260 L	20-Sep-18 07:06	1
L-PFOA	1.88	1.32	1.92	3.85	J	B8I0033	07-Sep-18	0.260 L	20-Sep-18 07:06	1
Br-PFOA	ND	1.32	1.92	3.85		B8I0033	07-Sep-18	0.260 L	20-Sep-18 07:06	1
Total PFOA	1.88	1.32	1.92	3.85	J	B8I0033	07-Sep-18	0.260 L	20-Sep-18 07:06	1
L-PFHpS	ND	1.32	1.92	3.85		B8I0033	07-Sep-18	0.260 L	20-Sep-18 07:06	1
L-PFNA	ND	1.32	1.92	3.85		B8I0033	07-Sep-18	0.260 L	20-Sep-18 07:06	1
L-PFOSA	ND	1.32	1.92	3.85		B8I0033	07-Sep-18	0.260 L	20-Sep-18 07:06	1
L-PFOS	1.55	1.32	1.92	3.85	J	B8I0033	07-Sep-18	0.260 L	20-Sep-18 07:06	1
Br-PFOS	1.60	1.32	1.92	3.85	J	B8I0033	07-Sep-18	0.260 L	20-Sep-18 07:06	1
Total PFOS	3.16	1.32	1.92	3.85	J	B8I0033	07-Sep-18	0.260 L	20-Sep-18 07:06	1
L-PFDA	ND	1.32	1.92	3.85		B8I0033	07-Sep-18	0.260 L	20-Sep-18 07:06	1
L-8:2FTS	ND	1.32	1.92	3.85		B8I0033	07-Sep-18	0.260 L	20-Sep-18 07:06	1
L-PFNS	ND	1.32	1.92	3.85		B8I0033	07-Sep-18	0.260 L	20-Sep-18 07:06	1
L-MeFOSAA	ND	1.32	1.92	3.85		B8I0033	07-Sep-18	0.260 L	20-Sep-18 07:06	1
Br-MeFOSAA	ND	1.32	1.92	3.85		B8I0033	07-Sep-18	0.260 L	20-Sep-18 07:06	1
Total MeFOSAA	ND	1.32	1.92	3.85		B8I0033	07-Sep-18	0.260 L	20-Sep-18 07:06	1
L-EtFOSAA	ND	1.32	1.92	3.85		B8I0033	07-Sep-18	0.260 L	20-Sep-18 07:06	1
Br-EtFOSAA	ND	1.32	1.92	3.85		B8I0033	07-Sep-18	0.260 L	20-Sep-18 07:06	1
Total EtFOSAA	ND	1.32	1.92	3.85		B8I0033	07-Sep-18	0.260 L	20-Sep-18 07:06	1
L-PFUnA	ND	1.32	1.92	3.85		B8I0033	07-Sep-18	0.260 L	20-Sep-18 07:06	1
L-PFDS	ND	1.32	1.92	3.85		B8I0033	07-Sep-18	0.260 L	20-Sep-18 07:06	1
L-PFDoA	ND	1.32	1.92	3.85		B8I0033	07-Sep-18	0.260 L	20-Sep-18 07:06	1
L-PFTrDA	ND	1.32	1.92	3.85		B8I0033	07-Sep-18	0.260 L	20-Sep-18 07:06	1
L-PFTeDA	ND	1.32	1.92	3.85		B8I0033	07-Sep-18	0.260 L	20-Sep-18 07:06	1

Labeled Standards	Type	% Recovery	Limits	Qualifiers	Batch	Extracted	Samp Size	Analyzed	Dilution
13C3-PFBA	IS	99.6	60 - 130		B8I0033	07-Sep-18	0.260 L	20-Sep-18 07:06	1
13C3-PFPeA	IS	99.6	60 - 150		B8I0033	07-Sep-18	0.260 L	20-Sep-18 07:06	1
13C3-PFBS	IS	107	60 - 150		B8I0033	07-Sep-18	0.260 L	20-Sep-18 07:06	1

Sample ID: SW1808280930SK

PFAS Isotope Dilution Method

Client Data

Name: Merit Laboratories, Inc.
Project: Wurtsmith
Location: SW VEL S1
Matrix: Aqueous
Date Collected: 28-Aug-18 09:30

Laboratory Data

Lab Sample: 1802860-06
Date Received: 31-Aug-18 09:12
Column: BEH C18

Labeled Standards	Type	% Recovery	Limits	Qualifiers	Batch	Extracted	Samp Size	Analyzed	Dilution
13C2-4:2 FTS	IS	86.0	40 - 150		B8I0033	07-Sep-18	0.260 L	20-Sep-18 07:06	1
13C2-PFHxA	IS	98.3	70 - 130		B8I0033	07-Sep-18	0.260 L	20-Sep-18 07:06	1
13C4-PFHpA	IS	104	60 - 150		B8I0033	07-Sep-18	0.260 L	20-Sep-18 07:06	1
18O2-PFHxS	IS	105	60 - 130		B8I0033	07-Sep-18	0.260 L	20-Sep-18 07:06	1
13C2-6:2 FTS	IS	93.4	40 - 150		B8I0033	07-Sep-18	0.260 L	20-Sep-18 07:06	1
13C2-PFOA	IS	95.0	60 - 130		B8I0033	07-Sep-18	0.260 L	20-Sep-18 07:06	1
13C5-PFNA	IS	90.5	50 - 130		B8I0033	07-Sep-18	0.260 L	20-Sep-18 07:06	1
13C8-PFOSA	IS	62.1	20 - 150		B8I0033	07-Sep-18	0.260 L	20-Sep-18 07:06	1
13C8-PFOS	IS	106	60 - 130		B8I0033	07-Sep-18	0.260 L	20-Sep-18 07:06	1
13C2-PFDA	IS	80.7	60 - 130		B8I0033	07-Sep-18	0.260 L	20-Sep-18 07:06	1
13C2-8:2 FTS	IS	98.3	40 - 150		B8I0033	07-Sep-18	0.260 L	20-Sep-18 07:06	1
d3-MeFOSAA	IS	80.7	50 - 150		B8I0033	07-Sep-18	0.260 L	20-Sep-18 07:06	1
d5-EtFOSAA	IS	85.0	50 - 150		B8I0033	07-Sep-18	0.260 L	20-Sep-18 07:06	1
13C2-PFUnA	IS	79.6	60 - 130		B8I0033	07-Sep-18	0.260 L	20-Sep-18 07:06	1
13C2-PFDoA	IS	81.5	30 - 130		B8I0033	07-Sep-18	0.260 L	20-Sep-18 07:06	1
13C2-PFTeDA	IS	76.8	20 - 150		B8I0033	07-Sep-18	0.260 L	20-Sep-18 07:06	1

DL - Detection Limit
LOD - Limit of Detection
LOQ - Limit of quantitation
Results reported to the DL.

Sample ID: PW1808281015SK

PFAS Isotope Dilution Method

Client Data

Name: Merit Laboratories, Inc.
Project: Wurtsmith
Location: PW VEL 12
Matrix: Aqueous
Date Collected: 28-Aug-18 10:15

Laboratory Data

Lab Sample: 1802860-07
Date Received: 31-Aug-18 09:12
Column: BEH C18

Analyte	Conc. (ng/L)	DL	LOD	LOQ	Qualifiers	Batch	Extracted	Samp Size	Analyzed	Dilution
L-PFBA	3.86	1.42	2.07	4.14	J	B8I0033	07-Sep-18	0.241 L	20-Sep-18 07:17	1
L-PFPeA	ND	1.42	2.07	4.14		B8I0033	07-Sep-18	0.241 L	20-Sep-18 07:17	1
L-PFBS	ND	1.42	2.07	4.14		B8I0033	07-Sep-18	0.241 L	20-Sep-18 07:17	1
L-4:2 FTS	ND	1.42	2.07	4.14		B8I0033	07-Sep-18	0.241 L	20-Sep-18 07:17	1
L-PFHxA	ND	1.42	2.07	4.14		B8I0033	07-Sep-18	0.241 L	20-Sep-18 07:17	1
L-PFPeS	ND	1.42	2.07	4.14		B8I0033	07-Sep-18	0.241 L	20-Sep-18 07:17	1
L-PFHpA	ND	1.42	2.07	4.14		B8I0033	07-Sep-18	0.241 L	20-Sep-18 07:17	1
L-PFHxS	15.4	1.42	2.07	4.14		B8I0033	07-Sep-18	0.241 L	20-Sep-18 07:17	1
Br-PFHxS	1.70	1.42	2.07	4.14	J	B8I0033	07-Sep-18	0.241 L	20-Sep-18 07:17	1
Total PFHxS	17.1	1.42	2.07	4.14		B8I0033	07-Sep-18	0.241 L	20-Sep-18 07:17	1
L-6:2 FTS	ND	1.42	2.07	4.14		B8I0033	07-Sep-18	0.241 L	20-Sep-18 07:17	1
L-PFOA	ND	1.42	2.07	4.14		B8I0033	07-Sep-18	0.241 L	20-Sep-18 07:17	1
Br-PFOA	ND	1.42	2.07	4.14		B8I0033	07-Sep-18	0.241 L	20-Sep-18 07:17	1
Total PFOA	ND	1.42	2.07	4.14		B8I0033	07-Sep-18	0.241 L	20-Sep-18 07:17	1
L-PFHpS	ND	1.42	2.07	4.14		B8I0033	07-Sep-18	0.241 L	20-Sep-18 07:17	1
L-PFNA	ND	1.42	2.07	4.14		B8I0033	07-Sep-18	0.241 L	20-Sep-18 07:17	1
L-PFOSA	ND	1.42	2.07	4.14		B8I0033	07-Sep-18	0.241 L	20-Sep-18 07:17	1
L-PFOS	3.73	1.42	2.07	4.14	J	B8I0033	07-Sep-18	0.241 L	20-Sep-18 07:17	1
Br-PFOS	1.86	1.42	2.07	4.14	J	B8I0033	07-Sep-18	0.241 L	20-Sep-18 07:17	1
Total PFOS	5.59	1.42	2.07	4.14		B8I0033	07-Sep-18	0.241 L	20-Sep-18 07:17	1
L-PFDA	ND	1.42	2.07	4.14		B8I0033	07-Sep-18	0.241 L	20-Sep-18 07:17	1
L-8:2FTS	ND	1.42	2.07	4.14		B8I0033	07-Sep-18	0.241 L	20-Sep-18 07:17	1
L-PFNS	ND	1.42	2.07	4.14		B8I0033	07-Sep-18	0.241 L	20-Sep-18 07:17	1
L-MeFOSAA	ND	1.42	2.07	4.14		B8I0033	07-Sep-18	0.241 L	20-Sep-18 07:17	1
Br-MeFOSAA	ND	1.42	2.07	4.14		B8I0033	07-Sep-18	0.241 L	20-Sep-18 07:17	1
Total MeFOSAA	ND	1.42	2.07	4.14		B8I0033	07-Sep-18	0.241 L	20-Sep-18 07:17	1
L-EtFOSAA	ND	1.42	2.07	4.14		B8I0033	07-Sep-18	0.241 L	20-Sep-18 07:17	1
Br-EtFOSAA	ND	1.42	2.07	4.14		B8I0033	07-Sep-18	0.241 L	20-Sep-18 07:17	1
Total EtFOSAA	ND	1.42	2.07	4.14		B8I0033	07-Sep-18	0.241 L	20-Sep-18 07:17	1
L-PFUnA	ND	1.42	2.07	4.14		B8I0033	07-Sep-18	0.241 L	20-Sep-18 07:17	1
L-PFDS	ND	1.42	2.07	4.14		B8I0033	07-Sep-18	0.241 L	20-Sep-18 07:17	1
L-PFDoA	ND	1.42	2.07	4.14		B8I0033	07-Sep-18	0.241 L	20-Sep-18 07:17	1
L-PFTrDA	ND	1.42	2.07	4.14		B8I0033	07-Sep-18	0.241 L	20-Sep-18 07:17	1
L-PFTeDA	ND	1.42	2.07	4.14		B8I0033	07-Sep-18	0.241 L	20-Sep-18 07:17	1

Labeled Standards	Type	% Recovery	Limits	Qualifiers	Batch	Extracted	Samp Size	Analyzed	Dilution
13C3-PFBA	IS	99.1	60 - 130		B8I0033	07-Sep-18	0.241 L	20-Sep-18 07:17	1
13C3-PFPeA	IS	95.7	60 - 150		B8I0033	07-Sep-18	0.241 L	20-Sep-18 07:17	1
13C3-PFBS	IS	105	60 - 150		B8I0033	07-Sep-18	0.241 L	20-Sep-18 07:17	1

Sample ID: PW1808281015SK

PFAS Isotope Dilution Method

Client Data

Name: Merit Laboratories, Inc.
Project: Wurtsmith
Location: PW VEL 12
Matrix: Aqueous
Date Collected: 28-Aug-18 10:15

Laboratory Data

Lab Sample: 1802860-07
Date Received: 31-Aug-18 09:12
Column: BEH C18

Labeled Standards	Type	% Recovery	Limits	Qualifiers	Batch	Extracted	Samp Size	Analyzed	Dilution
13C2-4:2 FTS	IS	86.3	40 - 150		B8I0033	07-Sep-18	0.241 L	20-Sep-18 07:17	1
13C2-PFHxA	IS	92.9	70 - 130		B8I0033	07-Sep-18	0.241 L	20-Sep-18 07:17	1
13C4-PFHpA	IS	104	60 - 150		B8I0033	07-Sep-18	0.241 L	20-Sep-18 07:17	1
18O2-PFHxS	IS	105	60 - 130		B8I0033	07-Sep-18	0.241 L	20-Sep-18 07:17	1
13C2-6:2 FTS	IS	85.7	40 - 150		B8I0033	07-Sep-18	0.241 L	20-Sep-18 07:17	1
13C2-PFOA	IS	91.9	60 - 130		B8I0033	07-Sep-18	0.241 L	20-Sep-18 07:17	1
13C5-PFNA	IS	83.8	50 - 130		B8I0033	07-Sep-18	0.241 L	20-Sep-18 07:17	1
13C8-PFOSA	IS	49.1	20 - 150		B8I0033	07-Sep-18	0.241 L	20-Sep-18 07:17	1
13C8-PFOS	IS	96.9	60 - 130		B8I0033	07-Sep-18	0.241 L	20-Sep-18 07:17	1
13C2-PFDA	IS	80.0	60 - 130		B8I0033	07-Sep-18	0.241 L	20-Sep-18 07:17	1
13C2-8:2 FTS	IS	88.9	40 - 150		B8I0033	07-Sep-18	0.241 L	20-Sep-18 07:17	1
d3-MeFOSAA	IS	78.6	50 - 150		B8I0033	07-Sep-18	0.241 L	20-Sep-18 07:17	1
d5-EtFOSAA	IS	77.8	50 - 150		B8I0033	07-Sep-18	0.241 L	20-Sep-18 07:17	1
13C2-PFUnA	IS	75.7	60 - 130		B8I0033	07-Sep-18	0.241 L	20-Sep-18 07:17	1
13C2-PFDoA	IS	79.8	30 - 130		B8I0033	07-Sep-18	0.241 L	20-Sep-18 07:17	1
13C2-PFTeDA	IS	73.8	20 - 150		B8I0033	07-Sep-18	0.241 L	20-Sep-18 07:17	1

DL - Detection Limit
LOD - Limit of Detection
LOQ - Limit of quantitation
Results reported to the DL.

Sample ID: PW1808281050SK

PFAS Isotope Dilution Method

Client Data

Name: Merit Laboratories, Inc.
Project: Wurtsmith
Location: PW VEL 04
Matrix: Aqueous
Date Collected: 28-Aug-18 10:50

Laboratory Data

Lab Sample: 1802860-08
Date Received: 31-Aug-18 09:12
Column: BEH C18

Analyte	Conc. (ng/L)	DL	LOD	LOQ	Qualifiers	Batch	Extracted	Samp Size	Analyzed	Dilution
L-PFBA	3.80	1.32	1.93	3.87	J	B8I0033	07-Sep-18	0.259 L	20-Sep-18 07:27	1
L-PFPeA	3.87	1.32	1.93	3.87		B8I0033	07-Sep-18	0.259 L	20-Sep-18 07:27	1
L-PFBS	ND	1.32	1.93	3.87		B8I0033	07-Sep-18	0.259 L	20-Sep-18 07:27	1
L-4:2 FTS	ND	1.32	1.93	3.87		B8I0033	07-Sep-18	0.259 L	20-Sep-18 07:27	1
L-PFHxA	4.78	1.32	1.93	3.87		B8I0033	07-Sep-18	0.259 L	20-Sep-18 07:27	1
L-PFPeS	ND	1.32	1.93	3.87		B8I0033	07-Sep-18	0.259 L	20-Sep-18 07:27	1
L-PFHpA	6.98	1.32	1.93	3.87		B8I0033	07-Sep-18	0.259 L	20-Sep-18 07:27	1
L-PFHxS	20.9	1.32	1.93	3.87		B8I0033	07-Sep-18	0.259 L	20-Sep-18 07:27	1
Br-PFHxS	ND	1.32	1.93	3.87		B8I0033	07-Sep-18	0.259 L	20-Sep-18 07:27	1
Total PFHxS	20.9	1.32	1.93	3.87		B8I0033	07-Sep-18	0.259 L	20-Sep-18 07:27	1
L-6:2 FTS	ND	1.32	1.93	3.87		B8I0033	07-Sep-18	0.259 L	20-Sep-18 07:27	1
L-PFOA	ND	1.32	1.93	3.87		B8I0033	07-Sep-18	0.259 L	20-Sep-18 07:27	1
Br-PFOA	ND	1.32	1.93	3.87		B8I0033	07-Sep-18	0.259 L	20-Sep-18 07:27	1
Total PFOA	ND	1.32	1.93	3.87		B8I0033	07-Sep-18	0.259 L	20-Sep-18 07:27	1
L-PFHpS	ND	1.32	1.93	3.87		B8I0033	07-Sep-18	0.259 L	20-Sep-18 07:27	1
L-PFNA	ND	1.32	1.93	3.87		B8I0033	07-Sep-18	0.259 L	20-Sep-18 07:27	1
L-PFOSA	ND	1.32	1.93	3.87		B8I0033	07-Sep-18	0.259 L	20-Sep-18 07:27	1
L-PFOS	ND	1.32	1.93	3.87		B8I0033	07-Sep-18	0.259 L	20-Sep-18 07:27	1
Br-PFOS	9.94	1.32	1.93	3.87		B8I0033	07-Sep-18	0.259 L	20-Sep-18 07:27	1
Total PFOS	9.94	1.32	1.93	3.87		B8I0033	07-Sep-18	0.259 L	20-Sep-18 07:27	1
L-PFDA	ND	1.32	1.93	3.87		B8I0033	07-Sep-18	0.259 L	20-Sep-18 07:27	1
L-8:2FTS	ND	1.32	1.93	3.87		B8I0033	07-Sep-18	0.259 L	20-Sep-18 07:27	1
L-PFNS	ND	1.32	1.93	3.87		B8I0033	07-Sep-18	0.259 L	20-Sep-18 07:27	1
L-MeFOSAA	ND	1.32	1.93	3.87		B8I0033	07-Sep-18	0.259 L	20-Sep-18 07:27	1
Br-MeFOSAA	ND	1.32	1.93	3.87		B8I0033	07-Sep-18	0.259 L	20-Sep-18 07:27	1
Total MeFOSAA	ND	1.32	1.93	3.87		B8I0033	07-Sep-18	0.259 L	20-Sep-18 07:27	1
L-EtFOSAA	ND	1.32	1.93	3.87		B8I0033	07-Sep-18	0.259 L	20-Sep-18 07:27	1
Br-EtFOSAA	ND	1.32	1.93	3.87		B8I0033	07-Sep-18	0.259 L	20-Sep-18 07:27	1
Total EtFOSAA	ND	1.32	1.93	3.87		B8I0033	07-Sep-18	0.259 L	20-Sep-18 07:27	1
L-PFUnA	ND	1.32	1.93	3.87		B8I0033	07-Sep-18	0.259 L	20-Sep-18 07:27	1
L-PFDS	ND	1.32	1.93	3.87		B8I0033	07-Sep-18	0.259 L	20-Sep-18 07:27	1
L-PFDoA	ND	1.32	1.93	3.87		B8I0033	07-Sep-18	0.259 L	20-Sep-18 07:27	1
L-PFTrDA	ND	1.32	1.93	3.87		B8I0033	07-Sep-18	0.259 L	20-Sep-18 07:27	1
L-PFTeDA	ND	1.32	1.93	3.87		B8I0033	07-Sep-18	0.259 L	20-Sep-18 07:27	1

Labeled Standards	Type	% Recovery	Limits	Qualifiers	Batch	Extracted	Samp Size	Analyzed	Dilution
13C3-PFBA	IS	103	60 - 130		B8I0033	07-Sep-18	0.259 L	20-Sep-18 07:27	1
13C3-PFPeA	IS	102	60 - 150		B8I0033	07-Sep-18	0.259 L	20-Sep-18 07:27	1
13C3-PFBS	IS	106	60 - 150		B8I0033	07-Sep-18	0.259 L	20-Sep-18 07:27	1

Sample ID: PW1808281050SK

PFAS Isotope Dilution Method

Client Data

Name: Merit Laboratories, Inc.
Project: Wurtsmith
Location: PW VEL 04
Matrix: Aqueous
Date Collected: 28-Aug-18 10:50

Laboratory Data

Lab Sample: 1802860-08
Date Received: 31-Aug-18 09:12
Column: BEH C18

Labeled Standards	Type	% Recovery	Limits	Qualifiers	Batch	Extracted	Samp Size	Analyzed	Dilution
13C2-4:2 FTS	IS	85.9	40 - 150		B8I0033	07-Sep-18	0.259 L	20-Sep-18 07:27	1
13C2-PFHxA	IS	99.0	70 - 130		B8I0033	07-Sep-18	0.259 L	20-Sep-18 07:27	1
13C4-PFHpA	IS	105	60 - 150		B8I0033	07-Sep-18	0.259 L	20-Sep-18 07:27	1
18O2-PFHxS	IS	111	60 - 130		B8I0033	07-Sep-18	0.259 L	20-Sep-18 07:27	1
13C2-6:2 FTS	IS	83.8	40 - 150		B8I0033	07-Sep-18	0.259 L	20-Sep-18 07:27	1
13C2-PFOA	IS	103	60 - 130		B8I0033	07-Sep-18	0.259 L	20-Sep-18 07:27	1
13C5-PFNA	IS	89.7	50 - 130		B8I0033	07-Sep-18	0.259 L	20-Sep-18 07:27	1
13C8-PFOSA	IS	53.2	20 - 150		B8I0033	07-Sep-18	0.259 L	20-Sep-18 07:27	1
13C8-PFOS	IS	101	60 - 130		B8I0033	07-Sep-18	0.259 L	20-Sep-18 07:27	1
13C2-PFDA	IS	78.9	60 - 130		B8I0033	07-Sep-18	0.259 L	20-Sep-18 07:27	1
13C2-8:2 FTS	IS	92.4	40 - 150		B8I0033	07-Sep-18	0.259 L	20-Sep-18 07:27	1
d3-MeFOSAA	IS	81.8	50 - 150		B8I0033	07-Sep-18	0.259 L	20-Sep-18 07:27	1
d5-EtFOSAA	IS	84.4	50 - 150		B8I0033	07-Sep-18	0.259 L	20-Sep-18 07:27	1
13C2-PFUnA	IS	79.5	60 - 130		B8I0033	07-Sep-18	0.259 L	20-Sep-18 07:27	1
13C2-PFDoA	IS	76.3	30 - 130		B8I0033	07-Sep-18	0.259 L	20-Sep-18 07:27	1
13C2-PFTeDA	IS	79.0	20 - 150		B8I0033	07-Sep-18	0.259 L	20-Sep-18 07:27	1

DL - Detection Limit
LOD - Limit of Detection
LOQ - Limit of quantitation
Results reported to the DL.

Sample ID: SW1808281105SK

PFAS Isotope Dilution Method

Client Data

Name: Merit Laboratories, Inc.
Project: Wurtsmith
Location: SW VEL 04
Matrix: Aqueous
Date Collected: 28-Aug-18 11:05

Laboratory Data

Lab Sample: 1802860-09
Date Received: 31-Aug-18 09:12
Column: BEH C18

Analyte	Conc. (ng/L)	DL	LOD	LOQ	Qualifiers	Batch	Extracted	Samp Size	Analyzed	Dilution
L-PFBA	2.79	1.42	2.07	4.15	J	B8I0033	07-Sep-18	0.241 L	20-Sep-18 07:38	1
L-PFPeA	2.10	1.42	2.07	4.15	J	B8I0033	07-Sep-18	0.241 L	20-Sep-18 07:38	1
L-PFBS	ND	1.42	2.07	4.15		B8I0033	07-Sep-18	0.241 L	20-Sep-18 07:38	1
L-4:2 FTS	ND	1.42	2.07	4.15		B8I0033	07-Sep-18	0.241 L	20-Sep-18 07:38	1
L-PFHxA	2.05	1.42	2.07	4.15	J	B8I0033	07-Sep-18	0.241 L	20-Sep-18 07:38	1
L-PFPeS	ND	1.42	2.07	4.15		B8I0033	07-Sep-18	0.241 L	20-Sep-18 07:38	1
L-PFHpA	ND	1.42	2.07	4.15		B8I0033	07-Sep-18	0.241 L	20-Sep-18 07:38	1
L-PFHxS	6.11	1.42	2.07	4.15		B8I0033	07-Sep-18	0.241 L	20-Sep-18 07:38	1
Br-PFHxS	ND	1.42	2.07	4.15		B8I0033	07-Sep-18	0.241 L	20-Sep-18 07:38	1
Total PFHxS	6.69	1.42	2.07	4.15		B8I0033	07-Sep-18	0.241 L	20-Sep-18 07:38	1
L-6:2 FTS	ND	1.42	2.07	4.15		B8I0033	07-Sep-18	0.241 L	20-Sep-18 07:38	1
L-PFOA	2.15	1.42	2.07	4.15	J	B8I0033	07-Sep-18	0.241 L	20-Sep-18 07:38	1
Br-PFOA	ND	1.42	2.07	4.15		B8I0033	07-Sep-18	0.241 L	20-Sep-18 07:38	1
Total PFOA	2.15	1.42	2.07	4.15	J	B8I0033	07-Sep-18	0.241 L	20-Sep-18 07:38	1
L-PFHpS	ND	1.42	2.07	4.15		B8I0033	07-Sep-18	0.241 L	20-Sep-18 07:38	1
L-PFNA	ND	1.42	2.07	4.15		B8I0033	07-Sep-18	0.241 L	20-Sep-18 07:38	1
L-PFOSA	ND	1.42	2.07	4.15		B8I0033	07-Sep-18	0.241 L	20-Sep-18 07:38	1
L-PFOS	12.8	1.42	2.07	4.15		B8I0033	07-Sep-18	0.241 L	20-Sep-18 07:38	1
Br-PFOS	4.66	1.42	2.07	4.15		B8I0033	07-Sep-18	0.241 L	20-Sep-18 07:38	1
Total PFOS	17.5	1.42	2.07	4.15		B8I0033	07-Sep-18	0.241 L	20-Sep-18 07:38	1
L-PFDA	ND	1.42	2.07	4.15		B8I0033	07-Sep-18	0.241 L	20-Sep-18 07:38	1
L-8:2FTS	ND	1.42	2.07	4.15		B8I0033	07-Sep-18	0.241 L	20-Sep-18 07:38	1
L-PFNS	ND	1.42	2.07	4.15		B8I0033	07-Sep-18	0.241 L	20-Sep-18 07:38	1
L-MeFOSAA	ND	1.42	2.07	4.15		B8I0033	07-Sep-18	0.241 L	20-Sep-18 07:38	1
Br-MeFOSAA	ND	1.42	2.07	4.15		B8I0033	07-Sep-18	0.241 L	20-Sep-18 07:38	1
Total MeFOSAA	ND	1.42	2.07	4.15		B8I0033	07-Sep-18	0.241 L	20-Sep-18 07:38	1
L-EtFOSAA	ND	1.42	2.07	4.15		B8I0033	07-Sep-18	0.241 L	20-Sep-18 07:38	1
Br-EtFOSAA	ND	1.42	2.07	4.15		B8I0033	07-Sep-18	0.241 L	20-Sep-18 07:38	1
Total EtFOSAA	ND	1.42	2.07	4.15		B8I0033	07-Sep-18	0.241 L	20-Sep-18 07:38	1
L-PFUnA	ND	1.42	2.07	4.15		B8I0033	07-Sep-18	0.241 L	20-Sep-18 07:38	1
L-PFDS	ND	1.42	2.07	4.15		B8I0033	07-Sep-18	0.241 L	20-Sep-18 07:38	1
L-PFDoA	ND	1.42	2.07	4.15		B8I0033	07-Sep-18	0.241 L	20-Sep-18 07:38	1
L-PFTrDA	ND	1.42	2.07	4.15		B8I0033	07-Sep-18	0.241 L	20-Sep-18 07:38	1
L-PFTeDA	ND	1.42	2.07	4.15		B8I0033	07-Sep-18	0.241 L	20-Sep-18 07:38	1

Labeled Standards	Type	% Recovery	Limits	Qualifiers	Batch	Extracted	Samp Size	Analyzed	Dilution
13C3-PFBA	IS	96.6	60 - 130		B8I0033	07-Sep-18	0.241 L	20-Sep-18 07:38	1
13C3-PFPeA	IS	93.9	60 - 150		B8I0033	07-Sep-18	0.241 L	20-Sep-18 07:38	1
13C3-PFBS	IS	104	60 - 150		B8I0033	07-Sep-18	0.241 L	20-Sep-18 07:38	1

Sample ID: SW1808281105SK

PFAS Isotope Dilution Method

Client Data

Name: Merit Laboratories, Inc.
Project: Wurtsmith
Location: SW VEL 04
Matrix: Aqueous
Date Collected: 28-Aug-18 11:05

Laboratory Data

Lab Sample: 1802860-09
Date Received: 31-Aug-18 09:12
Column: BEH C18

Labeled Standards	Type	% Recovery	Limits	Qualifiers	Batch	Extracted	Samp Size	Analyzed	Dilution
13C2-4:2 FTS	IS	85.4	40 - 150		B8I0033	07-Sep-18	0.241 L	20-Sep-18 07:38	1
13C2-PFHxA	IS	91.7	70 - 130		B8I0033	07-Sep-18	0.241 L	20-Sep-18 07:38	1
13C4-PFHpA	IS	101	60 - 150		B8I0033	07-Sep-18	0.241 L	20-Sep-18 07:38	1
18O2-PFHxS	IS	108	60 - 130		B8I0033	07-Sep-18	0.241 L	20-Sep-18 07:38	1
13C2-6:2 FTS	IS	79.7	40 - 150		B8I0033	07-Sep-18	0.241 L	20-Sep-18 07:38	1
13C2-PFOA	IS	93.7	60 - 130		B8I0033	07-Sep-18	0.241 L	20-Sep-18 07:38	1
13C5-PFNA	IS	87.7	50 - 130		B8I0033	07-Sep-18	0.241 L	20-Sep-18 07:38	1
13C8-PFOSA	IS	58.8	20 - 150		B8I0033	07-Sep-18	0.241 L	20-Sep-18 07:38	1
13C8-PFOS	IS	89.9	60 - 130		B8I0033	07-Sep-18	0.241 L	20-Sep-18 07:38	1
13C2-PFDA	IS	84.0	60 - 130		B8I0033	07-Sep-18	0.241 L	20-Sep-18 07:38	1
13C2-8:2 FTS	IS	79.6	40 - 150		B8I0033	07-Sep-18	0.241 L	20-Sep-18 07:38	1
d3-MeFOSAA	IS	83.1	50 - 150		B8I0033	07-Sep-18	0.241 L	20-Sep-18 07:38	1
d5-EtFOSAA	IS	87.7	50 - 150		B8I0033	07-Sep-18	0.241 L	20-Sep-18 07:38	1
13C2-PFUnA	IS	83.5	60 - 130		B8I0033	07-Sep-18	0.241 L	20-Sep-18 07:38	1
13C2-PFDoA	IS	77.2	30 - 130		B8I0033	07-Sep-18	0.241 L	20-Sep-18 07:38	1
13C2-PFTeDA	IS	76.0	20 - 150		B8I0033	07-Sep-18	0.241 L	20-Sep-18 07:38	1

DL - Detection Limit
LOD - Limit of Detection
LOQ - Limit of quantitation
Results reported to the DL.

Sample ID: PW1808281320SK

PFAS Isotope Dilution Method

Client Data

Name: Merit Laboratories, Inc.
Project: Wurtsmith
Location: PW VEL 13
Matrix: Aqueous
Date Collected: 28-Aug-18 13:20

Laboratory Data

Lab Sample: 1802860-10
Date Received: 31-Aug-18 09:12
Column: BEH C18

Analyte	Conc. (ng/L)	DL	LOD	LOQ	Qualifiers	Batch	Extracted	Samp Size	Analyzed	Dilution
L-PFBA	ND	1.33	1.94	3.87		B8I0033	07-Sep-18	0.258 L	20-Sep-18 07:49	1
L-PFPeA	2.08	1.33	1.94	3.87	J	B8I0033	07-Sep-18	0.258 L	20-Sep-18 07:49	1
L-PFBS	ND	1.33	1.94	3.87		B8I0033	07-Sep-18	0.258 L	20-Sep-18 07:49	1
L-4:2 FTS	ND	1.33	1.94	3.87		B8I0033	07-Sep-18	0.258 L	20-Sep-18 07:49	1
L-PFHxA	2.58	1.33	1.94	3.87	J	B8I0033	07-Sep-18	0.258 L	20-Sep-18 07:49	1
L-PFPeS	ND	1.33	1.94	3.87		B8I0033	07-Sep-18	0.258 L	20-Sep-18 07:49	1
L-PFHpA	1.74	1.33	1.94	3.87	J	B8I0033	07-Sep-18	0.258 L	20-Sep-18 07:49	1
L-PFHxS	11.8	1.33	1.94	3.87		B8I0033	07-Sep-18	0.258 L	20-Sep-18 07:49	1
Br-PFHxS	ND	1.33	1.94	3.87		B8I0033	07-Sep-18	0.258 L	20-Sep-18 07:49	1
Total PFHxS	12.6	1.33	1.94	3.87		B8I0033	07-Sep-18	0.258 L	20-Sep-18 07:49	1
L-6:2 FTS	ND	1.33	1.94	3.87		B8I0033	07-Sep-18	0.258 L	20-Sep-18 07:49	1
L-PFOA	ND	1.33	1.94	3.87		B8I0033	07-Sep-18	0.258 L	20-Sep-18 07:49	1
Br-PFOA	ND	1.33	1.94	3.87		B8I0033	07-Sep-18	0.258 L	20-Sep-18 07:49	1
Total PFOA	1.38	1.33	1.94	3.87	J	B8I0033	07-Sep-18	0.258 L	20-Sep-18 07:49	1
L-PFHpS	ND	1.33	1.94	3.87		B8I0033	07-Sep-18	0.258 L	20-Sep-18 07:49	1
L-PFNA	ND	1.33	1.94	3.87		B8I0033	07-Sep-18	0.258 L	20-Sep-18 07:49	1
L-PFOSA	ND	1.33	1.94	3.87		B8I0033	07-Sep-18	0.258 L	20-Sep-18 07:49	1
L-PFOS	ND	1.33	1.94	3.87		B8I0033	07-Sep-18	0.258 L	20-Sep-18 07:49	1
Br-PFOS	ND	1.33	1.94	3.87		B8I0033	07-Sep-18	0.258 L	20-Sep-18 07:49	1
Total PFOS	ND	1.33	1.94	3.87		B8I0033	07-Sep-18	0.258 L	20-Sep-18 07:49	1
L-PFDA	ND	1.33	1.94	3.87		B8I0033	07-Sep-18	0.258 L	20-Sep-18 07:49	1
L-8:2FTS	ND	1.33	1.94	3.87		B8I0033	07-Sep-18	0.258 L	20-Sep-18 07:49	1
L-PFNS	ND	1.33	1.94	3.87		B8I0033	07-Sep-18	0.258 L	20-Sep-18 07:49	1
L-MeFOSAA	ND	1.33	1.94	3.87		B8I0033	07-Sep-18	0.258 L	20-Sep-18 07:49	1
Br-MeFOSAA	ND	1.33	1.94	3.87		B8I0033	07-Sep-18	0.258 L	20-Sep-18 07:49	1
Total MeFOSAA	ND	1.33	1.94	3.87		B8I0033	07-Sep-18	0.258 L	20-Sep-18 07:49	1
L-EtFOSAA	ND	1.33	1.94	3.87		B8I0033	07-Sep-18	0.258 L	20-Sep-18 07:49	1
Br-EtFOSAA	ND	1.33	1.94	3.87		B8I0033	07-Sep-18	0.258 L	20-Sep-18 07:49	1
Total EtFOSAA	ND	1.33	1.94	3.87		B8I0033	07-Sep-18	0.258 L	20-Sep-18 07:49	1
L-PFUnA	ND	1.33	1.94	3.87		B8I0033	07-Sep-18	0.258 L	20-Sep-18 07:49	1
L-PFDS	ND	1.33	1.94	3.87		B8I0033	07-Sep-18	0.258 L	20-Sep-18 07:49	1
L-PFDoA	ND	1.33	1.94	3.87		B8I0033	07-Sep-18	0.258 L	20-Sep-18 07:49	1
L-PFTrDA	ND	1.33	1.94	3.87		B8I0033	07-Sep-18	0.258 L	20-Sep-18 07:49	1
L-PFTeDA	ND	1.33	1.94	3.87		B8I0033	07-Sep-18	0.258 L	20-Sep-18 07:49	1

Labeled Standards	Type	% Recovery	Limits	Qualifiers	Batch	Extracted	Samp Size	Analyzed	Dilution
13C3-PFBA	IS	103	60 - 130		B8I0033	07-Sep-18	0.258 L	20-Sep-18 07:49	1
13C3-PFPeA	IS	101	60 - 150		B8I0033	07-Sep-18	0.258 L	20-Sep-18 07:49	1
13C3-PFBS	IS	105	60 - 150		B8I0033	07-Sep-18	0.258 L	20-Sep-18 07:49	1

Sample ID: PW1808281320SK

PFAS Isotope Dilution Method

Client Data

Name: Merit Laboratories, Inc.
Project: Wurtsmith
Location: PW VEL 13
Matrix: Aqueous
Date Collected: 28-Aug-18 13:20

Laboratory Data

Lab Sample: 1802860-10
Date Received: 31-Aug-18 09:12
Column: BEH C18

Labeled Standards	Type	% Recovery	Limits	Qualifiers	Batch	Extracted	Samp Size	Analyzed	Dilution
13C2-4:2 FTS	IS	91.4	40 - 150		B8I0033	07-Sep-18	0.258 L	20-Sep-18 07:49	1
13C2-PFHxA	IS	99.0	70 - 130		B8I0033	07-Sep-18	0.258 L	20-Sep-18 07:49	1
13C4-PFHpA	IS	104	60 - 150		B8I0033	07-Sep-18	0.258 L	20-Sep-18 07:49	1
18O2-PFHxS	IS	101	60 - 130		B8I0033	07-Sep-18	0.258 L	20-Sep-18 07:49	1
13C2-6:2 FTS	IS	92.7	40 - 150		B8I0033	07-Sep-18	0.258 L	20-Sep-18 07:49	1
13C2-PFOA	IS	102	60 - 130		B8I0033	07-Sep-18	0.258 L	20-Sep-18 07:49	1
13C5-PFNA	IS	84.0	50 - 130		B8I0033	07-Sep-18	0.258 L	20-Sep-18 07:49	1
13C8-PFOSA	IS	42.6	20 - 150		B8I0033	07-Sep-18	0.258 L	20-Sep-18 07:49	1
13C8-PFOS	IS	105	60 - 130		B8I0033	07-Sep-18	0.258 L	20-Sep-18 07:49	1
13C2-PFDA	IS	77.4	60 - 130		B8I0033	07-Sep-18	0.258 L	20-Sep-18 07:49	1
13C2-8:2 FTS	IS	90.9	40 - 150		B8I0033	07-Sep-18	0.258 L	20-Sep-18 07:49	1
d3-MeFOSAA	IS	78.7	50 - 150		B8I0033	07-Sep-18	0.258 L	20-Sep-18 07:49	1
d5-EtFOSAA	IS	83.6	50 - 150		B8I0033	07-Sep-18	0.258 L	20-Sep-18 07:49	1
13C2-PFUnA	IS	74.8	60 - 130		B8I0033	07-Sep-18	0.258 L	20-Sep-18 07:49	1
13C2-PFDoA	IS	77.2	30 - 130		B8I0033	07-Sep-18	0.258 L	20-Sep-18 07:49	1
13C2-PFTeDA	IS	80.3	20 - 150		B8I0033	07-Sep-18	0.258 L	20-Sep-18 07:49	1

DL - Detection Limit
LOD - Limit of Detection
LOQ - Limit of quantitation
Results reported to the DL.

Sample ID: PW1808281345SK

PFAS Isotope Dilution Method

Client Data

Name: Merit Laboratories, Inc.
Project: Wurtsmith
Location: PW VEL L2
Matrix: Aqueous
Date Collected: 28-Aug-18 13:45

Laboratory Data

Lab Sample: 1802860-11
Date Received: 31-Aug-18 09:12
Column: BEH C18

Analyte	Conc. (ng/L)	DL	LOD	LOQ	Qualifiers	Batch	Extracted	Samp Size	Analyzed	Dilution
L-PFBA	ND	1.36	1.98	3.97		B8I0033	07-Sep-18	0.252 L	20-Sep-18 07:59	1
L-PFPeA	ND	1.36	1.98	3.97		B8I0033	07-Sep-18	0.252 L	20-Sep-18 07:59	1
L-PFBS	2.04	1.36	1.98	3.97	J	B8I0033	07-Sep-18	0.252 L	20-Sep-18 07:59	1
L-4:2 FTS	ND	1.36	1.98	3.97		B8I0033	07-Sep-18	0.252 L	20-Sep-18 07:59	1
L-PFHxA	ND	1.36	1.98	3.97		B8I0033	07-Sep-18	0.252 L	20-Sep-18 07:59	1
L-PFPeS	ND	1.36	1.98	3.97		B8I0033	07-Sep-18	0.252 L	20-Sep-18 07:59	1
L-PFHpA	ND	1.36	1.98	3.97		B8I0033	07-Sep-18	0.252 L	20-Sep-18 07:59	1
L-PFHxS	24.5	1.36	1.98	3.97		B8I0033	07-Sep-18	0.252 L	20-Sep-18 07:59	1
Br-PFHxS	2.41	1.36	1.98	3.97	J	B8I0033	07-Sep-18	0.252 L	20-Sep-18 07:59	1
Total PFHxS	26.9	1.36	1.98	3.97		B8I0033	07-Sep-18	0.252 L	20-Sep-18 07:59	1
L-6:2 FTS	ND	1.36	1.98	3.97		B8I0033	07-Sep-18	0.252 L	20-Sep-18 07:59	1
L-PFOA	ND	1.36	1.98	3.97		B8I0033	07-Sep-18	0.252 L	20-Sep-18 07:59	1
Br-PFOA	ND	1.36	1.98	3.97		B8I0033	07-Sep-18	0.252 L	20-Sep-18 07:59	1
Total PFOA	ND	1.36	1.98	3.97		B8I0033	07-Sep-18	0.252 L	20-Sep-18 07:59	1
L-PFHpS	ND	1.36	1.98	3.97		B8I0033	07-Sep-18	0.252 L	20-Sep-18 07:59	1
L-PFNA	ND	1.36	1.98	3.97		B8I0033	07-Sep-18	0.252 L	20-Sep-18 07:59	1
L-PFOSA	ND	1.36	1.98	3.97		B8I0033	07-Sep-18	0.252 L	20-Sep-18 07:59	1
L-PFOS	ND	1.36	1.98	3.97		B8I0033	07-Sep-18	0.252 L	20-Sep-18 07:59	1
Br-PFOS	ND	1.36	1.98	3.97		B8I0033	07-Sep-18	0.252 L	20-Sep-18 07:59	1
Total PFOS	ND	1.36	1.98	3.97		B8I0033	07-Sep-18	0.252 L	20-Sep-18 07:59	1
L-PFDA	ND	1.36	1.98	3.97		B8I0033	07-Sep-18	0.252 L	20-Sep-18 07:59	1
L-8:2FTS	ND	1.36	1.98	3.97		B8I0033	07-Sep-18	0.252 L	20-Sep-18 07:59	1
L-PFNS	ND	1.36	1.98	3.97		B8I0033	07-Sep-18	0.252 L	20-Sep-18 07:59	1
L-MeFOSAA	ND	1.36	1.98	3.97		B8I0033	07-Sep-18	0.252 L	20-Sep-18 07:59	1
Br-MeFOSAA	ND	1.36	1.98	3.97		B8I0033	07-Sep-18	0.252 L	20-Sep-18 07:59	1
Total MeFOSAA	ND	1.36	1.98	3.97		B8I0033	07-Sep-18	0.252 L	20-Sep-18 07:59	1
L-EtFOSAA	ND	1.36	1.98	3.97		B8I0033	07-Sep-18	0.252 L	20-Sep-18 07:59	1
Br-EtFOSAA	ND	1.36	1.98	3.97		B8I0033	07-Sep-18	0.252 L	20-Sep-18 07:59	1
Total EtFOSAA	ND	1.36	1.98	3.97		B8I0033	07-Sep-18	0.252 L	20-Sep-18 07:59	1
L-PFUnA	ND	1.36	1.98	3.97		B8I0033	07-Sep-18	0.252 L	20-Sep-18 07:59	1
L-PFDS	ND	1.36	1.98	3.97		B8I0033	07-Sep-18	0.252 L	20-Sep-18 07:59	1
L-PFDoA	ND	1.36	1.98	3.97		B8I0033	07-Sep-18	0.252 L	20-Sep-18 07:59	1
L-PFTrDA	ND	1.36	1.98	3.97		B8I0033	07-Sep-18	0.252 L	20-Sep-18 07:59	1
L-PFTeDA	ND	1.36	1.98	3.97		B8I0033	07-Sep-18	0.252 L	20-Sep-18 07:59	1

Labeled Standards	Type	% Recovery	Limits	Qualifiers	Batch	Extracted	Samp Size	Analyzed	Dilution
13C3-PFBA	IS	99.0	60 - 130		B8I0033	07-Sep-18	0.252 L	20-Sep-18 07:59	1
13C3-PFPeA	IS	98.3	60 - 150		B8I0033	07-Sep-18	0.252 L	20-Sep-18 07:59	1
13C3-PFBS	IS	103	60 - 150		B8I0033	07-Sep-18	0.252 L	20-Sep-18 07:59	1

Sample ID: PW1808281345SK

PFAS Isotope Dilution Method

Client Data

Name: Merit Laboratories, Inc.
Project: Wurtsmith
Location: PW VEL L2
Matrix: Aqueous
Date Collected: 28-Aug-18 13:45

Laboratory Data

Lab Sample: 1802860-11
Date Received: 31-Aug-18 09:12
Column: BEH C18

Labeled Standards	Type	% Recovery	Limits	Qualifiers	Batch	Extracted	Samp Size	Analyzed	Dilution
13C2-4:2 FTS	IS	86.7	40 - 150		B8I0033	07-Sep-18	0.252 L	20-Sep-18 07:59	1
13C2-PFHxA	IS	98.4	70 - 130		B8I0033	07-Sep-18	0.252 L	20-Sep-18 07:59	1
13C4-PFHpA	IS	103	60 - 150		B8I0033	07-Sep-18	0.252 L	20-Sep-18 07:59	1
18O2-PFHxS	IS	103	60 - 130		B8I0033	07-Sep-18	0.252 L	20-Sep-18 07:59	1
13C2-6:2 FTS	IS	89.6	40 - 150		B8I0033	07-Sep-18	0.252 L	20-Sep-18 07:59	1
13C2-PFOA	IS	92.6	60 - 130		B8I0033	07-Sep-18	0.252 L	20-Sep-18 07:59	1
13C5-PFNA	IS	88.4	50 - 130		B8I0033	07-Sep-18	0.252 L	20-Sep-18 07:59	1
13C8-PFOSA	IS	58.7	20 - 150		B8I0033	07-Sep-18	0.252 L	20-Sep-18 07:59	1
13C8-PFOS	IS	101	60 - 130		B8I0033	07-Sep-18	0.252 L	20-Sep-18 07:59	1
13C2-PFDA	IS	82.0	60 - 130		B8I0033	07-Sep-18	0.252 L	20-Sep-18 07:59	1
13C2-8:2 FTS	IS	90.6	40 - 150		B8I0033	07-Sep-18	0.252 L	20-Sep-18 07:59	1
d3-MeFOSAA	IS	82.4	50 - 150		B8I0033	07-Sep-18	0.252 L	20-Sep-18 07:59	1
d5-EtFOSAA	IS	83.2	50 - 150		B8I0033	07-Sep-18	0.252 L	20-Sep-18 07:59	1
13C2-PFUnA	IS	81.7	60 - 130		B8I0033	07-Sep-18	0.252 L	20-Sep-18 07:59	1
13C2-PFDoA	IS	80.5	30 - 130		B8I0033	07-Sep-18	0.252 L	20-Sep-18 07:59	1
13C2-PFTeDA	IS	73.8	20 - 150		B8I0033	07-Sep-18	0.252 L	20-Sep-18 07:59	1

DL - Detection Limit
LOD - Limit of Detection
LOQ - Limit of quantitation
Results reported to the DL.

Sample ID: SW1808281405SK

PFAS Isotope Dilution Method

Client Data

Name: Merit Laboratories, Inc.
Project: Wurtsmith
Location: SW VEL L2
Matrix: Aqueous
Date Collected: 28-Aug-18 14:05

Laboratory Data

Lab Sample: 1802860-12
Date Received: 31-Aug-18 09:12
Column: BEH C18

Analyte	Conc. (ng/L)	DL	LOD	LOQ	Qualifiers	Batch	Extracted	Samp Size	Analyzed	Dilution
L-PFBA	3.68	1.38	2.02	4.03	J	B8I0033	07-Sep-18	0.248 L	20-Sep-18 08:10	1
L-PFPeA	5.19	1.38	2.02	4.03		B8I0033	07-Sep-18	0.248 L	20-Sep-18 08:10	1
L-PFBS	ND	1.38	2.02	4.03		B8I0033	07-Sep-18	0.248 L	20-Sep-18 08:10	1
L-4:2 FTS	ND	1.38	2.02	4.03		B8I0033	07-Sep-18	0.248 L	20-Sep-18 08:10	1
L-PFHxA	4.28	1.38	2.02	4.03		B8I0033	07-Sep-18	0.248 L	20-Sep-18 08:10	1
L-PFPeS	ND	1.38	2.02	4.03		B8I0033	07-Sep-18	0.248 L	20-Sep-18 08:10	1
L-PFHpA	2.56	1.38	2.02	4.03	J	B8I0033	07-Sep-18	0.248 L	20-Sep-18 08:10	1
L-PFHxS	18.4	1.38	2.02	4.03		B8I0033	07-Sep-18	0.248 L	20-Sep-18 08:10	1
Br-PFHxS	2.57	1.38	2.02	4.03	J	B8I0033	07-Sep-18	0.248 L	20-Sep-18 08:10	1
Total PFHxS	21.0	1.38	2.02	4.03		B8I0033	07-Sep-18	0.248 L	20-Sep-18 08:10	1
L-6:2 FTS	2.02	1.38	2.02	4.03	J	B8I0033	07-Sep-18	0.248 L	20-Sep-18 08:10	1
L-PFOA	5.13	1.38	2.02	4.03		B8I0033	07-Sep-18	0.248 L	20-Sep-18 08:10	1
Br-PFOA	ND	1.38	2.02	4.03		B8I0033	07-Sep-18	0.248 L	20-Sep-18 08:10	1
Total PFOA	5.41	1.38	2.02	4.03		B8I0033	07-Sep-18	0.248 L	20-Sep-18 08:10	1
L-PFHpS	ND	1.38	2.02	4.03		B8I0033	07-Sep-18	0.248 L	20-Sep-18 08:10	1
L-PFNA	ND	1.38	2.02	4.03		B8I0033	07-Sep-18	0.248 L	20-Sep-18 08:10	1
L-PFOSA	ND	1.38	2.02	4.03		B8I0033	07-Sep-18	0.248 L	20-Sep-18 08:10	1
L-PFOS	3.81	1.38	2.02	4.03	J	B8I0033	07-Sep-18	0.248 L	20-Sep-18 08:10	1
Br-PFOS	4.07	1.38	2.02	4.03		B8I0033	07-Sep-18	0.248 L	20-Sep-18 08:10	1
Total PFOS	7.88	1.38	2.02	4.03		B8I0033	07-Sep-18	0.248 L	20-Sep-18 08:10	1
L-PFDA	ND	1.38	2.02	4.03		B8I0033	07-Sep-18	0.248 L	20-Sep-18 08:10	1
L-8:2FTS	ND	1.38	2.02	4.03		B8I0033	07-Sep-18	0.248 L	20-Sep-18 08:10	1
L-PFNS	ND	1.38	2.02	4.03		B8I0033	07-Sep-18	0.248 L	20-Sep-18 08:10	1
L-MeFOSAA	ND	1.38	2.02	4.03		B8I0033	07-Sep-18	0.248 L	20-Sep-18 08:10	1
Br-MeFOSAA	ND	1.38	2.02	4.03		B8I0033	07-Sep-18	0.248 L	20-Sep-18 08:10	1
Total MeFOSAA	ND	1.38	2.02	4.03		B8I0033	07-Sep-18	0.248 L	20-Sep-18 08:10	1
L-EtFOSAA	ND	1.38	2.02	4.03		B8I0033	07-Sep-18	0.248 L	20-Sep-18 08:10	1
Br-EtFOSAA	ND	1.38	2.02	4.03		B8I0033	07-Sep-18	0.248 L	20-Sep-18 08:10	1
Total EtFOSAA	ND	1.38	2.02	4.03		B8I0033	07-Sep-18	0.248 L	20-Sep-18 08:10	1
L-PFUnA	ND	1.38	2.02	4.03		B8I0033	07-Sep-18	0.248 L	20-Sep-18 08:10	1
L-PFDS	ND	1.38	2.02	4.03		B8I0033	07-Sep-18	0.248 L	20-Sep-18 08:10	1
L-PFDoA	ND	1.38	2.02	4.03		B8I0033	07-Sep-18	0.248 L	20-Sep-18 08:10	1
L-PFTrDA	ND	1.38	2.02	4.03		B8I0033	07-Sep-18	0.248 L	20-Sep-18 08:10	1
L-PFTeDA	ND	1.38	2.02	4.03		B8I0033	07-Sep-18	0.248 L	20-Sep-18 08:10	1

Labeled Standards	Type	% Recovery	Limits	Qualifiers	Batch	Extracted	Samp Size	Analyzed	Dilution
13C3-PFBA	IS	100	60 - 130		B8I0033	07-Sep-18	0.248 L	20-Sep-18 08:10	1
13C3-PFPeA	IS	96.7	60 - 150		B8I0033	07-Sep-18	0.248 L	20-Sep-18 08:10	1
13C3-PFBS	IS	104	60 - 150		B8I0033	07-Sep-18	0.248 L	20-Sep-18 08:10	1

Sample ID: SW1808281405SK

PFAS Isotope Dilution Method

Client Data

Name: Merit Laboratories, Inc.
Project: Wurtsmith
Location: SW VEL L2
Matrix: Aqueous
Date Collected: 28-Aug-18 14:05

Laboratory Data

Lab Sample: 1802860-12
Date Received: 31-Aug-18 09:12
Column: BEH C18

Labeled Standards	Type	% Recovery	Limits	Qualifiers	Batch	Extracted	Samp Size	Analyzed	Dilution
13C2-4:2 FTS	IS	83.7	40 - 150		B8I0033	07-Sep-18	0.248 L	20-Sep-18 08:10	1
13C2-PFHxA	IS	96.9	70 - 130		B8I0033	07-Sep-18	0.248 L	20-Sep-18 08:10	1
13C4-PFHpA	IS	100	60 - 150		B8I0033	07-Sep-18	0.248 L	20-Sep-18 08:10	1
18O2-PFHxS	IS	103	60 - 130		B8I0033	07-Sep-18	0.248 L	20-Sep-18 08:10	1
13C2-6:2 FTS	IS	85.6	40 - 150		B8I0033	07-Sep-18	0.248 L	20-Sep-18 08:10	1
13C2-PFOA	IS	93.4	60 - 130		B8I0033	07-Sep-18	0.248 L	20-Sep-18 08:10	1
13C5-PFNA	IS	84.5	50 - 130		B8I0033	07-Sep-18	0.248 L	20-Sep-18 08:10	1
13C8-PFOSA	IS	56.9	20 - 150		B8I0033	07-Sep-18	0.248 L	20-Sep-18 08:10	1
13C8-PFOS	IS	93.2	60 - 130		B8I0033	07-Sep-18	0.248 L	20-Sep-18 08:10	1
13C2-PFDA	IS	79.7	60 - 130		B8I0033	07-Sep-18	0.248 L	20-Sep-18 08:10	1
13C2-8:2 FTS	IS	87.4	40 - 150		B8I0033	07-Sep-18	0.248 L	20-Sep-18 08:10	1
d3-MeFOSAA	IS	79.5	50 - 150		B8I0033	07-Sep-18	0.248 L	20-Sep-18 08:10	1
d5-EtFOSAA	IS	84.3	50 - 150		B8I0033	07-Sep-18	0.248 L	20-Sep-18 08:10	1
13C2-PFUnA	IS	80.1	60 - 130		B8I0033	07-Sep-18	0.248 L	20-Sep-18 08:10	1
13C2-PFDoA	IS	78.7	30 - 130		B8I0033	07-Sep-18	0.248 L	20-Sep-18 08:10	1
13C2-PFTeDA	IS	77.2	20 - 150		B8I0033	07-Sep-18	0.248 L	20-Sep-18 08:10	1

DL - Detection Limit
LOD - Limit of Detection
LOQ - Limit of quantitation
Results reported to the DL.

Sample ID: PW1808281435SK

PFAS Isotope Dilution Method

Client Data

Name: Merit Laboratories, Inc.
Project: Wurtsmith
Location: PW VEL L3
Matrix: Aqueous
Date Collected: 28-Aug-18 14:35

Laboratory Data

Lab Sample: 1802860-13
Date Received: 31-Aug-18 09:12
Column: BEH C18

Analyte	Conc. (ng/L)	DL	LOD	LOQ	Qualifiers	Batch	Extracted	Samp Size	Analyzed	Dilution
L-PFBA	ND	1.34	1.95	3.91		B8I0033	07-Sep-18	0.256 L	20-Sep-18 08:42	1
L-PFPeA	ND	1.34	1.95	3.91		B8I0033	07-Sep-18	0.256 L	20-Sep-18 08:42	1
L-PFBS	2.70	1.34	1.95	3.91	J	B8I0033	07-Sep-18	0.256 L	20-Sep-18 08:42	1
L-4:2 FTS	ND	1.34	1.95	3.91		B8I0033	07-Sep-18	0.256 L	20-Sep-18 08:42	1
L-PFHxA	ND	1.34	1.95	3.91		B8I0033	07-Sep-18	0.256 L	20-Sep-18 08:42	1
L-PFPeS	ND	1.34	1.95	3.91		B8I0033	07-Sep-18	0.256 L	20-Sep-18 08:42	1
L-PFHpA	ND	1.34	1.95	3.91		B8I0033	07-Sep-18	0.256 L	20-Sep-18 08:42	1
L-PFHxS	41.3	1.34	1.95	3.91		B8I0033	07-Sep-18	0.256 L	20-Sep-18 08:42	1
Br-PFHxS	7.10	1.34	1.95	3.91		B8I0033	07-Sep-18	0.256 L	20-Sep-18 08:42	1
Total PFHxS	48.4	1.34	1.95	3.91		B8I0033	07-Sep-18	0.256 L	20-Sep-18 08:42	1
L-6:2 FTS	ND	1.34	1.95	3.91		B8I0033	07-Sep-18	0.256 L	20-Sep-18 08:42	1
L-PFOA	4.67	1.34	1.95	3.91		B8I0033	07-Sep-18	0.256 L	20-Sep-18 08:42	1
Br-PFOA	ND	1.34	1.95	3.91		B8I0033	07-Sep-18	0.256 L	20-Sep-18 08:42	1
Total PFOA	4.86	1.34	1.95	3.91		B8I0033	07-Sep-18	0.256 L	20-Sep-18 08:42	1
L-PFHpS	ND	1.34	1.95	3.91		B8I0033	07-Sep-18	0.256 L	20-Sep-18 08:42	1
L-PFNA	ND	1.34	1.95	3.91		B8I0033	07-Sep-18	0.256 L	20-Sep-18 08:42	1
L-PFOSA	ND	1.34	1.95	3.91		B8I0033	07-Sep-18	0.256 L	20-Sep-18 08:42	1
L-PFOS	ND	1.34	1.95	3.91		B8I0033	07-Sep-18	0.256 L	20-Sep-18 08:42	1
Br-PFOS	2.51	1.34	1.95	3.91	J	B8I0033	07-Sep-18	0.256 L	20-Sep-18 08:42	1
Total PFOS	2.83	1.34	1.95	3.91	J	B8I0033	07-Sep-18	0.256 L	20-Sep-18 08:42	1
L-PFDA	ND	1.34	1.95	3.91		B8I0033	07-Sep-18	0.256 L	20-Sep-18 08:42	1
L-8:2FTS	ND	1.34	1.95	3.91		B8I0033	07-Sep-18	0.256 L	20-Sep-18 08:42	1
L-PFNS	ND	1.34	1.95	3.91		B8I0033	07-Sep-18	0.256 L	20-Sep-18 08:42	1
L-MeFOSAA	ND	1.34	1.95	3.91		B8I0033	07-Sep-18	0.256 L	20-Sep-18 08:42	1
Br-MeFOSAA	ND	1.34	1.95	3.91		B8I0033	07-Sep-18	0.256 L	20-Sep-18 08:42	1
Total MeFOSAA	ND	1.34	1.95	3.91		B8I0033	07-Sep-18	0.256 L	20-Sep-18 08:42	1
L-EtFOSAA	ND	1.34	1.95	3.91		B8I0033	07-Sep-18	0.256 L	20-Sep-18 08:42	1
Br-EtFOSAA	ND	1.34	1.95	3.91		B8I0033	07-Sep-18	0.256 L	20-Sep-18 08:42	1
Total EtFOSAA	ND	1.34	1.95	3.91		B8I0033	07-Sep-18	0.256 L	20-Sep-18 08:42	1
L-PFUnA	ND	1.34	1.95	3.91		B8I0033	07-Sep-18	0.256 L	20-Sep-18 08:42	1
L-PFDS	ND	1.34	1.95	3.91		B8I0033	07-Sep-18	0.256 L	20-Sep-18 08:42	1
L-PFDoA	ND	1.34	1.95	3.91		B8I0033	07-Sep-18	0.256 L	20-Sep-18 08:42	1
L-PFTrDA	ND	1.34	1.95	3.91		B8I0033	07-Sep-18	0.256 L	20-Sep-18 08:42	1
L-PFTeDA	ND	1.34	1.95	3.91		B8I0033	07-Sep-18	0.256 L	20-Sep-18 08:42	1

Labeled Standards	Type	% Recovery	Limits	Qualifiers	Batch	Extracted	Samp Size	Analyzed	Dilution
13C3-PFBA	IS	98.7	60 - 130		B8I0033	07-Sep-18	0.256 L	20-Sep-18 08:42	1
13C3-PFPeA	IS	99.4	60 - 150		B8I0033	07-Sep-18	0.256 L	20-Sep-18 08:42	1
13C3-PFBS	IS	105	60 - 150		B8I0033	07-Sep-18	0.256 L	20-Sep-18 08:42	1

Sample ID: PW1808281435SK

PFAS Isotope Dilution Method

Client Data

Name: Merit Laboratories, Inc.
Project: Wurtsmith
Location: PW VEL L3
Matrix: Aqueous
Date Collected: 28-Aug-18 14:35

Laboratory Data

Lab Sample: 1802860-13
Date Received: 31-Aug-18 09:12
Column: BEH C18

Labeled Standards	Type	% Recovery	Limits	Qualifiers	Batch	Extracted	Samp Size	Analyzed	Dilution
13C2-4:2 FTS	IS	86.6	40 - 150		B8I0033	07-Sep-18	0.256 L	20-Sep-18 08:42	1
13C2-PFHxA	IS	97.2	70 - 130		B8I0033	07-Sep-18	0.256 L	20-Sep-18 08:42	1
13C4-PFHpA	IS	104	60 - 150		B8I0033	07-Sep-18	0.256 L	20-Sep-18 08:42	1
18O2-PFHxS	IS	108	60 - 130		B8I0033	07-Sep-18	0.256 L	20-Sep-18 08:42	1
13C2-6:2 FTS	IS	79.0	40 - 150		B8I0033	07-Sep-18	0.256 L	20-Sep-18 08:42	1
13C2-PFOA	IS	99.6	60 - 130		B8I0033	07-Sep-18	0.256 L	20-Sep-18 08:42	1
13C5-PFNA	IS	92.2	50 - 130		B8I0033	07-Sep-18	0.256 L	20-Sep-18 08:42	1
13C8-PFOSA	IS	53.8	20 - 150		B8I0033	07-Sep-18	0.256 L	20-Sep-18 08:42	1
13C8-PFOS	IS	93.9	60 - 130		B8I0033	07-Sep-18	0.256 L	20-Sep-18 08:42	1
13C2-PFDA	IS	87.1	60 - 130		B8I0033	07-Sep-18	0.256 L	20-Sep-18 08:42	1
13C2-8:2 FTS	IS	84.4	40 - 150		B8I0033	07-Sep-18	0.256 L	20-Sep-18 08:42	1
d3-MeFOSAA	IS	85.9	50 - 150		B8I0033	07-Sep-18	0.256 L	20-Sep-18 08:42	1
d5-EtFOSAA	IS	83.5	50 - 150		B8I0033	07-Sep-18	0.256 L	20-Sep-18 08:42	1
13C2-PFUnA	IS	86.1	60 - 130		B8I0033	07-Sep-18	0.256 L	20-Sep-18 08:42	1
13C2-PFDoA	IS	81.7	30 - 130		B8I0033	07-Sep-18	0.256 L	20-Sep-18 08:42	1
13C2-PFTeDA	IS	84.4	20 - 150		B8I0033	07-Sep-18	0.256 L	20-Sep-18 08:42	1

DL - Detection Limit
LOD - Limit of Detection
LOQ - Limit of quantitation
Results reported to the DL.

Sample ID: SW1808281500SK

PFAS Isotope Dilution Method

Client Data

Name: Merit Laboratories, Inc.
Project: Wurtsmith
Location: SW VEL L3
Matrix: Aqueous
Date Collected: 28-Aug-18 15:00

Laboratory Data

Lab Sample: 1802860-14
Date Received: 31-Aug-18 09:12
Column: BEH C18

Analyte	Conc. (ng/L)	DL	LOD	LOQ	Qualifiers	Batch	Extracted	Samp Size	Analyzed	Dilution
L-PFBA	4.09	1.38	2.02	4.03		B8I0033	07-Sep-18	0.248 L	20-Sep-18 08:52	1
L-PFPeA	6.82	1.38	2.02	4.03		B8I0033	07-Sep-18	0.248 L	20-Sep-18 08:52	1
L-PFBS	ND	1.38	2.02	4.03		B8I0033	07-Sep-18	0.248 L	20-Sep-18 08:52	1
L-4:2 FTS	ND	1.38	2.02	4.03		B8I0033	07-Sep-18	0.248 L	20-Sep-18 08:52	1
L-PFHxA	5.71	1.38	2.02	4.03		B8I0033	07-Sep-18	0.248 L	20-Sep-18 08:52	1
L-PFPeS	ND	1.38	2.02	4.03		B8I0033	07-Sep-18	0.248 L	20-Sep-18 08:52	1
L-PFHpA	3.39	1.38	2.02	4.03	J	B8I0033	07-Sep-18	0.248 L	20-Sep-18 08:52	1
L-PFHxS	22.5	1.38	2.02	4.03		B8I0033	07-Sep-18	0.248 L	20-Sep-18 08:52	1
Br-PFHxS	2.94	1.38	2.02	4.03	J	B8I0033	07-Sep-18	0.248 L	20-Sep-18 08:52	1
Total PFHxS	25.4	1.38	2.02	4.03		B8I0033	07-Sep-18	0.248 L	20-Sep-18 08:52	1
L-6:2 FTS	20.8	1.38	2.02	4.03		B8I0033	07-Sep-18	0.248 L	20-Sep-18 08:52	1
L-PFOA	7.61	1.38	2.02	4.03		B8I0033	07-Sep-18	0.248 L	20-Sep-18 08:52	1
Br-PFOA	ND	1.38	2.02	4.03		B8I0033	07-Sep-18	0.248 L	20-Sep-18 08:52	1
Total PFOA	7.89	1.38	2.02	4.03		B8I0033	07-Sep-18	0.248 L	20-Sep-18 08:52	1
L-PFHpS	2.33	1.38	2.02	4.03	J	B8I0033	07-Sep-18	0.248 L	20-Sep-18 08:52	1
L-PFNA	ND	1.38	2.02	4.03		B8I0033	07-Sep-18	0.248 L	20-Sep-18 08:52	1
L-PFOSA	ND	1.38	2.02	4.03		B8I0033	07-Sep-18	0.248 L	20-Sep-18 08:52	1
L-PFOS	11.1	1.38	2.02	4.03		B8I0033	07-Sep-18	0.248 L	20-Sep-18 08:52	1
Br-PFOS	11.6	1.38	2.02	4.03		B8I0033	07-Sep-18	0.248 L	20-Sep-18 08:52	1
Total PFOS	22.7	1.38	2.02	4.03		B8I0033	07-Sep-18	0.248 L	20-Sep-18 08:52	1
L-PFDA	ND	1.38	2.02	4.03		B8I0033	07-Sep-18	0.248 L	20-Sep-18 08:52	1
L-8:2FTS	ND	1.38	2.02	4.03		B8I0033	07-Sep-18	0.248 L	20-Sep-18 08:52	1
L-PFNS	ND	1.38	2.02	4.03		B8I0033	07-Sep-18	0.248 L	20-Sep-18 08:52	1
L-MeFOSAA	ND	1.38	2.02	4.03		B8I0033	07-Sep-18	0.248 L	20-Sep-18 08:52	1
Br-MeFOSAA	ND	1.38	2.02	4.03		B8I0033	07-Sep-18	0.248 L	20-Sep-18 08:52	1
Total MeFOSAA	ND	1.38	2.02	4.03		B8I0033	07-Sep-18	0.248 L	20-Sep-18 08:52	1
L-EtFOSAA	ND	1.38	2.02	4.03		B8I0033	07-Sep-18	0.248 L	20-Sep-18 08:52	1
Br-EtFOSAA	ND	1.38	2.02	4.03		B8I0033	07-Sep-18	0.248 L	20-Sep-18 08:52	1
Total EtFOSAA	ND	1.38	2.02	4.03		B8I0033	07-Sep-18	0.248 L	20-Sep-18 08:52	1
L-PFUnA	ND	1.38	2.02	4.03		B8I0033	07-Sep-18	0.248 L	20-Sep-18 08:52	1
L-PFDS	ND	1.38	2.02	4.03		B8I0033	07-Sep-18	0.248 L	20-Sep-18 08:52	1
L-PFDoA	ND	1.38	2.02	4.03		B8I0033	07-Sep-18	0.248 L	20-Sep-18 08:52	1
L-PFTrDA	ND	1.38	2.02	4.03		B8I0033	07-Sep-18	0.248 L	20-Sep-18 08:52	1
L-PFTeDA	ND	1.38	2.02	4.03		B8I0033	07-Sep-18	0.248 L	20-Sep-18 08:52	1

Labeled Standards	Type	% Recovery	Limits	Qualifiers	Batch	Extracted	Samp Size	Analyzed	Dilution
13C3-PFBA	IS	98.8	60 - 130		B8I0033	07-Sep-18	0.248 L	20-Sep-18 08:52	1
13C3-PFPeA	IS	94.5	60 - 150		B8I0033	07-Sep-18	0.248 L	20-Sep-18 08:52	1
13C3-PFBS	IS	99.2	60 - 150		B8I0033	07-Sep-18	0.248 L	20-Sep-18 08:52	1

Sample ID: SW1808281500SK

PFAS Isotope Dilution Method

Client Data

Name: Merit Laboratories, Inc.
Project: Wurtsmith
Location: SW VEL L3
Matrix: Aqueous
Date Collected: 28-Aug-18 15:00

Laboratory Data

Lab Sample: 1802860-14
Date Received: 31-Aug-18 09:12
Column: BEH C18

Labeled Standards	Type	% Recovery	Limits	Qualifiers	Batch	Extracted	Samp Size	Analyzed	Dilution
13C2-4:2 FTS	IS	79.7	40 - 150		B8I0033	07-Sep-18	0.248 L	20-Sep-18 08:52	1
13C2-PFHxA	IS	96.1	70 - 130		B8I0033	07-Sep-18	0.248 L	20-Sep-18 08:52	1
13C4-PFHpA	IS	103	60 - 150		B8I0033	07-Sep-18	0.248 L	20-Sep-18 08:52	1
18O2-PFHxS	IS	99.0	60 - 130		B8I0033	07-Sep-18	0.248 L	20-Sep-18 08:52	1
13C2-6:2 FTS	IS	87.1	40 - 150		B8I0033	07-Sep-18	0.248 L	20-Sep-18 08:52	1
13C2-PFOA	IS	95.6	60 - 130		B8I0033	07-Sep-18	0.248 L	20-Sep-18 08:52	1
13C5-PFNA	IS	87.0	50 - 130		B8I0033	07-Sep-18	0.248 L	20-Sep-18 08:52	1
13C8-PFOSA	IS	56.8	20 - 150		B8I0033	07-Sep-18	0.248 L	20-Sep-18 08:52	1
13C8-PFOS	IS	91.8	60 - 130		B8I0033	07-Sep-18	0.248 L	20-Sep-18 08:52	1
13C2-PFDA	IS	85.3	60 - 130		B8I0033	07-Sep-18	0.248 L	20-Sep-18 08:52	1
13C2-8:2 FTS	IS	83.5	40 - 150		B8I0033	07-Sep-18	0.248 L	20-Sep-18 08:52	1
d3-MeFOSAA	IS	83.3	50 - 150		B8I0033	07-Sep-18	0.248 L	20-Sep-18 08:52	1
d5-EtFOSAA	IS	90.5	50 - 150		B8I0033	07-Sep-18	0.248 L	20-Sep-18 08:52	1
13C2-PFUnA	IS	85.0	60 - 130		B8I0033	07-Sep-18	0.248 L	20-Sep-18 08:52	1
13C2-PFDoA	IS	81.1	30 - 130		B8I0033	07-Sep-18	0.248 L	20-Sep-18 08:52	1
13C2-PFTeDA	IS	82.5	20 - 150		B8I0033	07-Sep-18	0.248 L	20-Sep-18 08:52	1

DL - Detection Limit
LOD - Limit of Detection
LOQ - Limit of quantitation
Results reported to the DL.

Sample ID: PW1808281545SK

PFAS Isotope Dilution Method

Client Data

Name: Merit Laboratories, Inc.
Project: Wurtsmith
Location: PW VEL 11
Matrix: Aqueous
Date Collected: 28-Aug-18 15:45

Laboratory Data

Lab Sample: 1802860-15
Date Received: 31-Aug-18 09:12
Column: BEH C18

Analyte	Conc. (ng/L)	DL	LOD	LOQ	Qualifiers	Batch	Extracted	Samp Size	Analyzed	Dilution
L-PFBA	6.98	1.43	2.09	4.18		B8I0033	07-Sep-18	0.239 L	20-Sep-18 09:03	1
L-PFPeA	10.1	1.43	2.09	4.18		B8I0033	07-Sep-18	0.239 L	20-Sep-18 09:03	1
L-PFBS	14.9	1.43	2.09	4.18		B8I0033	07-Sep-18	0.239 L	20-Sep-18 09:03	1
L-4:2 FTS	ND	1.43	2.09	4.18		B8I0033	07-Sep-18	0.239 L	20-Sep-18 09:03	1
L-PFHxA	12.6	1.43	2.09	4.18		B8I0033	07-Sep-18	0.239 L	20-Sep-18 09:03	1
L-PFPeS	1.64	1.43	2.09	4.18	J	B8I0033	07-Sep-18	0.239 L	20-Sep-18 09:03	1
L-PFHpA	2.48	1.43	2.09	4.18	J	B8I0033	07-Sep-18	0.239 L	20-Sep-18 09:03	1
L-PFHxS	16.2	1.43	2.09	4.18		B8I0033	07-Sep-18	0.239 L	20-Sep-18 09:03	1
Br-PFHxS	3.52	1.43	2.09	4.18	J	B8I0033	07-Sep-18	0.239 L	20-Sep-18 09:03	1
Total PFHxS	19.8	1.43	2.09	4.18		B8I0033	07-Sep-18	0.239 L	20-Sep-18 09:03	1
L-6:2 FTS	ND	1.43	2.09	4.18		B8I0033	07-Sep-18	0.239 L	20-Sep-18 09:03	1
L-PFOA	5.44	1.43	2.09	4.18		B8I0033	07-Sep-18	0.239 L	20-Sep-18 09:03	1
Br-PFOA	ND	1.43	2.09	4.18		B8I0033	07-Sep-18	0.239 L	20-Sep-18 09:03	1
Total PFOA	6.05	1.43	2.09	4.18		B8I0033	07-Sep-18	0.239 L	20-Sep-18 09:03	1
L-PFHpS	ND	1.43	2.09	4.18		B8I0033	07-Sep-18	0.239 L	20-Sep-18 09:03	1
L-PFNA	ND	1.43	2.09	4.18		B8I0033	07-Sep-18	0.239 L	20-Sep-18 09:03	1
L-PFOSA	ND	1.43	2.09	4.18		B8I0033	07-Sep-18	0.239 L	20-Sep-18 09:03	1
L-PFOS	ND	1.43	2.09	4.18		B8I0033	07-Sep-18	0.239 L	20-Sep-18 09:03	1
Br-PFOS	ND	1.43	2.09	4.18		B8I0033	07-Sep-18	0.239 L	20-Sep-18 09:03	1
Total PFOS	ND	1.43	2.09	4.18		B8I0033	07-Sep-18	0.239 L	20-Sep-18 09:03	1
L-PFDA	ND	1.43	2.09	4.18		B8I0033	07-Sep-18	0.239 L	20-Sep-18 09:03	1
L-8:2FTS	ND	1.43	2.09	4.18		B8I0033	07-Sep-18	0.239 L	20-Sep-18 09:03	1
L-PFNS	ND	1.43	2.09	4.18		B8I0033	07-Sep-18	0.239 L	20-Sep-18 09:03	1
L-MeFOSAA	ND	1.43	2.09	4.18		B8I0033	07-Sep-18	0.239 L	20-Sep-18 09:03	1
Br-MeFOSAA	ND	1.43	2.09	4.18		B8I0033	07-Sep-18	0.239 L	20-Sep-18 09:03	1
Total MeFOSAA	ND	1.43	2.09	4.18		B8I0033	07-Sep-18	0.239 L	20-Sep-18 09:03	1
L-EtFOSAA	ND	1.43	2.09	4.18		B8I0033	07-Sep-18	0.239 L	20-Sep-18 09:03	1
Br-EtFOSAA	ND	1.43	2.09	4.18		B8I0033	07-Sep-18	0.239 L	20-Sep-18 09:03	1
Total EtFOSAA	ND	1.43	2.09	4.18		B8I0033	07-Sep-18	0.239 L	20-Sep-18 09:03	1
L-PFUnA	ND	1.43	2.09	4.18		B8I0033	07-Sep-18	0.239 L	20-Sep-18 09:03	1
L-PFDS	ND	1.43	2.09	4.18		B8I0033	07-Sep-18	0.239 L	20-Sep-18 09:03	1
L-PFDoA	ND	1.43	2.09	4.18		B8I0033	07-Sep-18	0.239 L	20-Sep-18 09:03	1
L-PFTrDA	ND	1.43	2.09	4.18		B8I0033	07-Sep-18	0.239 L	20-Sep-18 09:03	1
L-PFTeDA	ND	1.43	2.09	4.18		B8I0033	07-Sep-18	0.239 L	20-Sep-18 09:03	1

Labeled Standards	Type	% Recovery	Limits	Qualifiers	Batch	Extracted	Samp Size	Analyzed	Dilution
13C3-PFBA	IS	102	60 - 130		B8I0033	07-Sep-18	0.239 L	20-Sep-18 09:03	1
13C3-PFPeA	IS	101	60 - 150		B8I0033	07-Sep-18	0.239 L	20-Sep-18 09:03	1
13C3-PFBS	IS	112	60 - 150		B8I0033	07-Sep-18	0.239 L	20-Sep-18 09:03	1

Sample ID: PW1808281545SK

PFAS Isotope Dilution Method

Client Data

Name: Merit Laboratories, Inc.
Project: Wurtsmith
Location: PW VEL 11
Matrix: Aqueous
Date Collected: 28-Aug-18 15:45

Laboratory Data

Lab Sample: 1802860-15
Date Received: 31-Aug-18 09:12
Column: BEH C18

Labeled Standards	Type	% Recovery	Limits	Qualifiers	Batch	Extracted	Samp Size	Analyzed	Dilution
13C2-4:2 FTS	IS	89.7	40 - 150		B8I0033	07-Sep-18	0.239 L	20-Sep-18 09:03	1
13C2-PFHxA	IS	98.0	70 - 130		B8I0033	07-Sep-18	0.239 L	20-Sep-18 09:03	1
13C4-PFHpA	IS	102	60 - 150		B8I0033	07-Sep-18	0.239 L	20-Sep-18 09:03	1
18O2-PFHxS	IS	116	60 - 130		B8I0033	07-Sep-18	0.239 L	20-Sep-18 09:03	1
13C2-6:2 FTS	IS	89.8	40 - 150		B8I0033	07-Sep-18	0.239 L	20-Sep-18 09:03	1
13C2-PFOA	IS	99.1	60 - 130		B8I0033	07-Sep-18	0.239 L	20-Sep-18 09:03	1
13C5-PFNA	IS	90.8	50 - 130		B8I0033	07-Sep-18	0.239 L	20-Sep-18 09:03	1
13C8-PFOSA	IS	52.8	20 - 150		B8I0033	07-Sep-18	0.239 L	20-Sep-18 09:03	1
13C8-PFOS	IS	99.4	60 - 130		B8I0033	07-Sep-18	0.239 L	20-Sep-18 09:03	1
13C2-PFDA	IS	83.4	60 - 130		B8I0033	07-Sep-18	0.239 L	20-Sep-18 09:03	1
13C2-8:2 FTS	IS	95.3	40 - 150		B8I0033	07-Sep-18	0.239 L	20-Sep-18 09:03	1
d3-MeFOSAA	IS	81.1	50 - 150		B8I0033	07-Sep-18	0.239 L	20-Sep-18 09:03	1
d5-EtFOSAA	IS	86.1	50 - 150		B8I0033	07-Sep-18	0.239 L	20-Sep-18 09:03	1
13C2-PFUnA	IS	81.7	60 - 130		B8I0033	07-Sep-18	0.239 L	20-Sep-18 09:03	1
13C2-PFDoA	IS	82.5	30 - 130		B8I0033	07-Sep-18	0.239 L	20-Sep-18 09:03	1
13C2-PFTeDA	IS	82.6	20 - 150		B8I0033	07-Sep-18	0.239 L	20-Sep-18 09:03	1

DL - Detection Limit
LOD - Limit of Detection
LOQ - Limit of quantitation
Results reported to the DL.

Sample ID: SW1808281610SK

PFAS Isotope Dilution Method

Client Data

Name: Merit Laboratories, Inc.
Project: Wurtsmith
Location: SW VEL 11
Matrix: Aqueous
Date Collected: 28-Aug-18 16:10

Laboratory Data

Lab Sample: 1802860-16
Date Received: 31-Aug-18 09:12
Column: BEH C18

Analyte	Conc. (ng/L)	DL	LOD	LOQ	Qualifiers	Batch	Extracted	Samp Size	Analyzed	Dilution
L-PFBA	3.02	1.38	2.02	4.03	J	B8I0033	07-Sep-18	0.248 L	20-Sep-18 09:13	1
L-PFPeA	2.28	1.38	2.02	4.03	J	B8I0033	07-Sep-18	0.248 L	20-Sep-18 09:13	1
L-PFBS	ND	1.38	2.02	4.03		B8I0033	07-Sep-18	0.248 L	20-Sep-18 09:13	1
L-4:2 FTS	ND	1.38	2.02	4.03		B8I0033	07-Sep-18	0.248 L	20-Sep-18 09:13	1
L-PFHxA	2.14	1.38	2.02	4.03	J	B8I0033	07-Sep-18	0.248 L	20-Sep-18 09:13	1
L-PFPeS	ND	1.38	2.02	4.03		B8I0033	07-Sep-18	0.248 L	20-Sep-18 09:13	1
L-PFHpA	1.50	1.38	2.02	4.03	J	B8I0033	07-Sep-18	0.248 L	20-Sep-18 09:13	1
L-PFHxS	5.59	1.38	2.02	4.03		B8I0033	07-Sep-18	0.248 L	20-Sep-18 09:13	1
Br-PFHxS	ND	1.38	2.02	4.03		B8I0033	07-Sep-18	0.248 L	20-Sep-18 09:13	1
Total PFHxS	6.33	1.38	2.02	4.03		B8I0033	07-Sep-18	0.248 L	20-Sep-18 09:13	1
L-6:2 FTS	ND	1.38	2.02	4.03		B8I0033	07-Sep-18	0.248 L	20-Sep-18 09:13	1
L-PFOA	2.46	1.38	2.02	4.03	J	B8I0033	07-Sep-18	0.248 L	20-Sep-18 09:13	1
Br-PFOA	ND	1.38	2.02	4.03		B8I0033	07-Sep-18	0.248 L	20-Sep-18 09:13	1
Total PFOA	2.58	1.38	2.02	4.03	J	B8I0033	07-Sep-18	0.248 L	20-Sep-18 09:13	1
L-PFHpS	ND	1.38	2.02	4.03		B8I0033	07-Sep-18	0.248 L	20-Sep-18 09:13	1
L-PFNA	ND	1.38	2.02	4.03		B8I0033	07-Sep-18	0.248 L	20-Sep-18 09:13	1
L-PFOSA	ND	1.38	2.02	4.03		B8I0033	07-Sep-18	0.248 L	20-Sep-18 09:13	1
L-PFOS	2.53	1.38	2.02	4.03	J	B8I0033	07-Sep-18	0.248 L	20-Sep-18 09:13	1
Br-PFOS	1.85	1.38	2.02	4.03	J	B8I0033	07-Sep-18	0.248 L	20-Sep-18 09:13	1
Total PFOS	4.38	1.38	2.02	4.03		B8I0033	07-Sep-18	0.248 L	20-Sep-18 09:13	1
L-PFDA	ND	1.38	2.02	4.03		B8I0033	07-Sep-18	0.248 L	20-Sep-18 09:13	1
L-8:2FTS	ND	1.38	2.02	4.03		B8I0033	07-Sep-18	0.248 L	20-Sep-18 09:13	1
L-PFNS	ND	1.38	2.02	4.03		B8I0033	07-Sep-18	0.248 L	20-Sep-18 09:13	1
L-MeFOSAA	ND	1.38	2.02	4.03		B8I0033	07-Sep-18	0.248 L	20-Sep-18 09:13	1
Br-MeFOSAA	ND	1.38	2.02	4.03		B8I0033	07-Sep-18	0.248 L	20-Sep-18 09:13	1
Total MeFOSAA	ND	1.38	2.02	4.03		B8I0033	07-Sep-18	0.248 L	20-Sep-18 09:13	1
L-EtFOSAA	ND	1.38	2.02	4.03		B8I0033	07-Sep-18	0.248 L	20-Sep-18 09:13	1
Br-EtFOSAA	ND	1.38	2.02	4.03		B8I0033	07-Sep-18	0.248 L	20-Sep-18 09:13	1
Total EtFOSAA	ND	1.38	2.02	4.03		B8I0033	07-Sep-18	0.248 L	20-Sep-18 09:13	1
L-PFUnA	ND	1.38	2.02	4.03		B8I0033	07-Sep-18	0.248 L	20-Sep-18 09:13	1
L-PFDS	ND	1.38	2.02	4.03		B8I0033	07-Sep-18	0.248 L	20-Sep-18 09:13	1
L-PFDoA	ND	1.38	2.02	4.03		B8I0033	07-Sep-18	0.248 L	20-Sep-18 09:13	1
L-PFTrDA	ND	1.38	2.02	4.03		B8I0033	07-Sep-18	0.248 L	20-Sep-18 09:13	1
L-PFTeDA	ND	1.38	2.02	4.03		B8I0033	07-Sep-18	0.248 L	20-Sep-18 09:13	1

Labeled Standards	Type	% Recovery	Limits	Qualifiers	Batch	Extracted	Samp Size	Analyzed	Dilution
13C3-PFBA	IS	98.9	60 - 130		B8I0033	07-Sep-18	0.248 L	20-Sep-18 09:13	1
13C3-PFPeA	IS	93.9	60 - 150		B8I0033	07-Sep-18	0.248 L	20-Sep-18 09:13	1
13C3-PFBS	IS	100	60 - 150		B8I0033	07-Sep-18	0.248 L	20-Sep-18 09:13	1

Sample ID: SW1808281610SK

PFAS Isotope Dilution Method

Client Data

Name: Merit Laboratories, Inc.
Project: Wurtsmith
Location: SW VEL 11
Matrix: Aqueous
Date Collected: 28-Aug-18 16:10

Laboratory Data

Lab Sample: 1802860-16
Date Received: 31-Aug-18 09:12
Column: BEH C18

Labeled Standards	Type	% Recovery	Limits	Qualifiers	Batch	Extracted	Samp Size	Analyzed	Dilution
13C2-4:2 FTS	IS	83.1	40 - 150		B8I0033	07-Sep-18	0.248 L	20-Sep-18 09:13	1
13C2-PFHxA	IS	91.2	70 - 130		B8I0033	07-Sep-18	0.248 L	20-Sep-18 09:13	1
13C4-PFHpA	IS	100	60 - 150		B8I0033	07-Sep-18	0.248 L	20-Sep-18 09:13	1
18O2-PFHxS	IS	100	60 - 130		B8I0033	07-Sep-18	0.248 L	20-Sep-18 09:13	1
13C2-6:2 FTS	IS	88.5	40 - 150		B8I0033	07-Sep-18	0.248 L	20-Sep-18 09:13	1
13C2-PFOA	IS	95.0	60 - 130		B8I0033	07-Sep-18	0.248 L	20-Sep-18 09:13	1
13C5-PFNA	IS	88.1	50 - 130		B8I0033	07-Sep-18	0.248 L	20-Sep-18 09:13	1
13C8-PFOSA	IS	44.6	20 - 150		B8I0033	07-Sep-18	0.248 L	20-Sep-18 09:13	1
13C8-PFOS	IS	95.5	60 - 130		B8I0033	07-Sep-18	0.248 L	20-Sep-18 09:13	1
13C2-PFDA	IS	81.6	60 - 130		B8I0033	07-Sep-18	0.248 L	20-Sep-18 09:13	1
13C2-8:2 FTS	IS	92.9	40 - 150		B8I0033	07-Sep-18	0.248 L	20-Sep-18 09:13	1
d3-MeFOSAA	IS	80.8	50 - 150		B8I0033	07-Sep-18	0.248 L	20-Sep-18 09:13	1
d5-EtFOSAA	IS	81.9	50 - 150		B8I0033	07-Sep-18	0.248 L	20-Sep-18 09:13	1
13C2-PFUnA	IS	76.8	60 - 130		B8I0033	07-Sep-18	0.248 L	20-Sep-18 09:13	1
13C2-PFDoA	IS	77.0	30 - 130		B8I0033	07-Sep-18	0.248 L	20-Sep-18 09:13	1
13C2-PFTeDA	IS	80.6	20 - 150		B8I0033	07-Sep-18	0.248 L	20-Sep-18 09:13	1

DL - Detection Limit
LOD - Limit of Detection
LOQ - Limit of quantitation
Results reported to the DL.

Sample ID: PW1808281645SK

PFAS Isotope Dilution Method

Client Data

Name: Merit Laboratories, Inc.
Project: Wurtsmith
Location: SW VEL 14
Matrix: Aqueous
Date Collected: 28-Aug-18 16:45

Laboratory Data

Lab Sample: 1802860-17
Date Received: 31-Aug-18 09:12
Column: BEH C18

Analyte	Conc. (ng/L)	DL	LOD	LOQ	Qualifiers	Batch	Extracted	Samp Size	Analyzed	Dilution
L-PFBA	ND	1.42	2.07	4.14		B8I0033	07-Sep-18	0.242 L	20-Sep-18 09:24	1
L-PFPeA	ND	1.42	2.07	4.14		B8I0033	07-Sep-18	0.242 L	20-Sep-18 09:24	1
L-PFBS	1.81	1.42	2.07	4.14	J	B8I0033	07-Sep-18	0.242 L	20-Sep-18 09:24	1
L-4:2 FTS	ND	1.42	2.07	4.14		B8I0033	07-Sep-18	0.242 L	20-Sep-18 09:24	1
L-PFHxA	ND	1.42	2.07	4.14		B8I0033	07-Sep-18	0.242 L	20-Sep-18 09:24	1
L-PFPeS	ND	1.42	2.07	4.14		B8I0033	07-Sep-18	0.242 L	20-Sep-18 09:24	1
L-PFHpA	1.77	1.42	2.07	4.14	J	B8I0033	07-Sep-18	0.242 L	20-Sep-18 09:24	1
L-PFHxS	4.48	1.42	2.07	4.14		B8I0033	07-Sep-18	0.242 L	20-Sep-18 09:24	1
Br-PFHxS	ND	1.42	2.07	4.14		B8I0033	07-Sep-18	0.242 L	20-Sep-18 09:24	1
Total PFHxS	4.91	1.42	2.07	4.14		B8I0033	07-Sep-18	0.242 L	20-Sep-18 09:24	1
L-6:2 FTS	ND	1.42	2.07	4.14		B8I0033	07-Sep-18	0.242 L	20-Sep-18 09:24	1
L-PFOA	3.99	1.42	2.07	4.14	J	B8I0033	07-Sep-18	0.242 L	20-Sep-18 09:24	1
Br-PFOA	ND	1.42	2.07	4.14		B8I0033	07-Sep-18	0.242 L	20-Sep-18 09:24	1
Total PFOA	4.41	1.42	2.07	4.14		B8I0033	07-Sep-18	0.242 L	20-Sep-18 09:24	1
L-PFHpS	ND	1.42	2.07	4.14		B8I0033	07-Sep-18	0.242 L	20-Sep-18 09:24	1
L-PFNA	ND	1.42	2.07	4.14		B8I0033	07-Sep-18	0.242 L	20-Sep-18 09:24	1
L-PFOSA	ND	1.42	2.07	4.14		B8I0033	07-Sep-18	0.242 L	20-Sep-18 09:24	1
L-PFOS	ND	1.42	2.07	4.14		B8I0033	07-Sep-18	0.242 L	20-Sep-18 09:24	1
Br-PFOS	ND	1.42	2.07	4.14		B8I0033	07-Sep-18	0.242 L	20-Sep-18 09:24	1
Total PFOS	ND	1.42	2.07	4.14		B8I0033	07-Sep-18	0.242 L	20-Sep-18 09:24	1
L-PFDA	ND	1.42	2.07	4.14		B8I0033	07-Sep-18	0.242 L	20-Sep-18 09:24	1
L-8:2FTS	ND	1.42	2.07	4.14		B8I0033	07-Sep-18	0.242 L	20-Sep-18 09:24	1
L-PFNS	ND	1.42	2.07	4.14		B8I0033	07-Sep-18	0.242 L	20-Sep-18 09:24	1
L-MeFOSAA	ND	1.42	2.07	4.14		B8I0033	07-Sep-18	0.242 L	20-Sep-18 09:24	1
Br-MeFOSAA	ND	1.42	2.07	4.14		B8I0033	07-Sep-18	0.242 L	20-Sep-18 09:24	1
Total MeFOSAA	ND	1.42	2.07	4.14		B8I0033	07-Sep-18	0.242 L	20-Sep-18 09:24	1
L-EtFOSAA	ND	1.42	2.07	4.14		B8I0033	07-Sep-18	0.242 L	20-Sep-18 09:24	1
Br-EtFOSAA	ND	1.42	2.07	4.14		B8I0033	07-Sep-18	0.242 L	20-Sep-18 09:24	1
Total EtFOSAA	ND	1.42	2.07	4.14		B8I0033	07-Sep-18	0.242 L	20-Sep-18 09:24	1
L-PFUnA	ND	1.42	2.07	4.14		B8I0033	07-Sep-18	0.242 L	20-Sep-18 09:24	1
L-PFDS	ND	1.42	2.07	4.14		B8I0033	07-Sep-18	0.242 L	20-Sep-18 09:24	1
L-PFDoA	ND	1.42	2.07	4.14		B8I0033	07-Sep-18	0.242 L	20-Sep-18 09:24	1
L-PFTrDA	ND	1.42	2.07	4.14		B8I0033	07-Sep-18	0.242 L	20-Sep-18 09:24	1
L-PFTeDA	ND	1.42	2.07	4.14		B8I0033	07-Sep-18	0.242 L	20-Sep-18 09:24	1

Labeled Standards	Type	% Recovery	Limits	Qualifiers	Batch	Extracted	Samp Size	Analyzed	Dilution
13C3-PFBA	IS	99.8	60 - 130		B8I0033	07-Sep-18	0.242 L	20-Sep-18 09:24	1
13C3-PFPeA	IS	97.8	60 - 150		B8I0033	07-Sep-18	0.242 L	20-Sep-18 09:24	1
13C3-PFBS	IS	105	60 - 150		B8I0033	07-Sep-18	0.242 L	20-Sep-18 09:24	1

Sample ID: PW1808281645SK

PFAS Isotope Dilution Method

Client Data

Name: Merit Laboratories, Inc.
Project: Wurtsmith
Location: SW VEL 14
Matrix: Aqueous
Date Collected: 28-Aug-18 16:45

Laboratory Data

Lab Sample: 1802860-17
Date Received: 31-Aug-18 09:12
Column: BEH C18

Labeled Standards	Type	% Recovery	Limits	Qualifiers	Batch	Extracted	Samp Size	Analyzed	Dilution
13C2-4:2 FTS	IS	86.5	40 - 150		B8I0033	07-Sep-18	0.242 L	20-Sep-18 09:24	1
13C2-PFHxA	IS	95.6	70 - 130		B8I0033	07-Sep-18	0.242 L	20-Sep-18 09:24	1
13C4-PFHpA	IS	104	60 - 150		B8I0033	07-Sep-18	0.242 L	20-Sep-18 09:24	1
18O2-PFHxS	IS	104	60 - 130		B8I0033	07-Sep-18	0.242 L	20-Sep-18 09:24	1
13C2-6:2 FTS	IS	85.6	40 - 150		B8I0033	07-Sep-18	0.242 L	20-Sep-18 09:24	1
13C2-PFOA	IS	95.7	60 - 130		B8I0033	07-Sep-18	0.242 L	20-Sep-18 09:24	1
13C5-PFNA	IS	78.6	50 - 130		B8I0033	07-Sep-18	0.242 L	20-Sep-18 09:24	1
13C8-PFOSA	IS	47.9	20 - 150		B8I0033	07-Sep-18	0.242 L	20-Sep-18 09:24	1
13C8-PFOS	IS	99.4	60 - 130		B8I0033	07-Sep-18	0.242 L	20-Sep-18 09:24	1
13C2-PFDA	IS	75.4	60 - 130		B8I0033	07-Sep-18	0.242 L	20-Sep-18 09:24	1
13C2-8:2 FTS	IS	86.1	40 - 150		B8I0033	07-Sep-18	0.242 L	20-Sep-18 09:24	1
d3-MeFOSAA	IS	81.6	50 - 150		B8I0033	07-Sep-18	0.242 L	20-Sep-18 09:24	1
d5-EtFOSAA	IS	84.2	50 - 150		B8I0033	07-Sep-18	0.242 L	20-Sep-18 09:24	1
13C2-PFUnA	IS	74.8	60 - 130		B8I0033	07-Sep-18	0.242 L	20-Sep-18 09:24	1
13C2-PFDoA	IS	78.4	30 - 130		B8I0033	07-Sep-18	0.242 L	20-Sep-18 09:24	1
13C2-PFTeDA	IS	80.2	20 - 150		B8I0033	07-Sep-18	0.242 L	20-Sep-18 09:24	1

DL - Detection Limit
LOD - Limit of Detection
LOQ - Limit of quantitation
Results reported to the DL.

Sample ID: SW1808291000GC

PFAS Isotope Dilution Method

Client Data

Name: Merit Laboratories, Inc.
Project: Wurtsmith
Location: SW ASR D1
Matrix: Aqueous
Date Collected: 29-Aug-18 10:00

Laboratory Data

Lab Sample: 1802860-18
Date Received: 31-Aug-18 09:12
Column: BEH C18

Analyte	Conc. (ng/L)	DL	LOD	LOQ	Qualifiers	Batch	Extracted	Samp Size	Analyzed	Dilution
L-PFBA	ND	1.55	2.26	4.53		B8I0033	07-Sep-18	0.221 L	20-Sep-18 09:34	1
L-PFPeA	ND	1.55	2.26	4.53		B8I0033	07-Sep-18	0.221 L	20-Sep-18 09:34	1
L-PFBS	ND	1.55	2.26	4.53		B8I0033	07-Sep-18	0.221 L	20-Sep-18 09:34	1
L-4:2 FTS	ND	1.55	2.26	4.53		B8I0033	07-Sep-18	0.221 L	20-Sep-18 09:34	1
L-PFHxA	ND	1.55	2.26	4.53		B8I0033	07-Sep-18	0.221 L	20-Sep-18 09:34	1
L-PFPeS	ND	1.55	2.26	4.53		B8I0033	07-Sep-18	0.221 L	20-Sep-18 09:34	1
L-PFHpA	ND	1.55	2.26	4.53		B8I0033	07-Sep-18	0.221 L	20-Sep-18 09:34	1
L-PFHxS	2.58	1.55	2.26	4.53	J	B8I0033	07-Sep-18	0.221 L	20-Sep-18 09:34	1
Br-PFHxS	ND	1.55	2.26	4.53		B8I0033	07-Sep-18	0.221 L	20-Sep-18 09:34	1
Total PFHxS	2.58	1.55	2.26	4.53	J	B8I0033	07-Sep-18	0.221 L	20-Sep-18 09:34	1
L-6:2 FTS	ND	1.55	2.26	4.53		B8I0033	07-Sep-18	0.221 L	20-Sep-18 09:34	1
L-PFOA	ND	1.55	2.26	4.53		B8I0033	07-Sep-18	0.221 L	20-Sep-18 09:34	1
Br-PFOA	ND	1.55	2.26	4.53		B8I0033	07-Sep-18	0.221 L	20-Sep-18 09:34	1
Total PFOA	ND	1.55	2.26	4.53		B8I0033	07-Sep-18	0.221 L	20-Sep-18 09:34	1
L-PFHpS	ND	1.55	2.26	4.53		B8I0033	07-Sep-18	0.221 L	20-Sep-18 09:34	1
L-PFNA	ND	1.55	2.26	4.53		B8I0033	07-Sep-18	0.221 L	20-Sep-18 09:34	1
L-PFOSA	ND	1.55	2.26	4.53		B8I0033	07-Sep-18	0.221 L	20-Sep-18 09:34	1
L-PFOS	2.39	1.55	2.26	4.53	J	B8I0033	07-Sep-18	0.221 L	20-Sep-18 09:34	1
Br-PFOS	1.80	1.55	2.26	4.53	J	B8I0033	07-Sep-18	0.221 L	20-Sep-18 09:34	1
Total PFOS	4.19	1.55	2.26	4.53	J	B8I0033	07-Sep-18	0.221 L	20-Sep-18 09:34	1
L-PFDA	ND	1.55	2.26	4.53		B8I0033	07-Sep-18	0.221 L	20-Sep-18 09:34	1
L-8:2FTS	ND	1.55	2.26	4.53		B8I0033	07-Sep-18	0.221 L	20-Sep-18 09:34	1
L-PFNS	ND	1.55	2.26	4.53		B8I0033	07-Sep-18	0.221 L	20-Sep-18 09:34	1
L-MeFOSAA	ND	1.55	2.26	4.53		B8I0033	07-Sep-18	0.221 L	20-Sep-18 09:34	1
Br-MeFOSAA	ND	1.55	2.26	4.53		B8I0033	07-Sep-18	0.221 L	20-Sep-18 09:34	1
Total MeFOSAA	ND	1.55	2.26	4.53		B8I0033	07-Sep-18	0.221 L	20-Sep-18 09:34	1
L-EtFOSAA	ND	1.55	2.26	4.53		B8I0033	07-Sep-18	0.221 L	20-Sep-18 09:34	1
Br-EtFOSAA	ND	1.55	2.26	4.53		B8I0033	07-Sep-18	0.221 L	20-Sep-18 09:34	1
Total EtFOSAA	ND	1.55	2.26	4.53		B8I0033	07-Sep-18	0.221 L	20-Sep-18 09:34	1
L-PFUnA	ND	1.55	2.26	4.53		B8I0033	07-Sep-18	0.221 L	20-Sep-18 09:34	1
L-PFDS	ND	1.55	2.26	4.53		B8I0033	07-Sep-18	0.221 L	20-Sep-18 09:34	1
L-PFDoA	ND	1.55	2.26	4.53		B8I0033	07-Sep-18	0.221 L	20-Sep-18 09:34	1
L-PFTrDA	ND	1.55	2.26	4.53		B8I0033	07-Sep-18	0.221 L	20-Sep-18 09:34	1
L-PFTeDA	ND	1.55	2.26	4.53		B8I0033	07-Sep-18	0.221 L	20-Sep-18 09:34	1

Labeled Standards	Type	% Recovery	Limits	Qualifiers	Batch	Extracted	Samp Size	Analyzed	Dilution
13C3-PFBA	IS	101	60 - 130		B8I0033	07-Sep-18	0.221 L	20-Sep-18 09:34	1
13C3-PFPeA	IS	97.5	60 - 150		B8I0033	07-Sep-18	0.221 L	20-Sep-18 09:34	1
13C3-PFBS	IS	99.5	60 - 150		B8I0033	07-Sep-18	0.221 L	20-Sep-18 09:34	1

Sample ID: SW1808291000GC

PFAS Isotope Dilution Method

Client Data

Name: Merit Laboratories, Inc.
Project: Wurtsmith
Location: SW ASR D1
Matrix: Aqueous
Date Collected: 29-Aug-18 10:00

Laboratory Data

Lab Sample: 1802860-18
Date Received: 31-Aug-18 09:12
Column: BEH C18

Labeled Standards	Type	% Recovery	Limits	Qualifiers	Batch	Extracted	Samp Size	Analyzed	Dilution
13C2-4:2 FTS	IS	84.6	40 - 150		B8I0033	07-Sep-18	0.221 L	20-Sep-18 09:34	1
13C2-PFHxA	IS	96.1	70 - 130		B8I0033	07-Sep-18	0.221 L	20-Sep-18 09:34	1
13C4-PFHpA	IS	100	60 - 150		B8I0033	07-Sep-18	0.221 L	20-Sep-18 09:34	1
18O2-PFHxS	IS	97.1	60 - 130		B8I0033	07-Sep-18	0.221 L	20-Sep-18 09:34	1
13C2-6:2 FTS	IS	85.5	40 - 150		B8I0033	07-Sep-18	0.221 L	20-Sep-18 09:34	1
13C2-PFOA	IS	95.0	60 - 130		B8I0033	07-Sep-18	0.221 L	20-Sep-18 09:34	1
13C5-PFNA	IS	85.8	50 - 130		B8I0033	07-Sep-18	0.221 L	20-Sep-18 09:34	1
13C8-PFOSA	IS	50.3	20 - 150		B8I0033	07-Sep-18	0.221 L	20-Sep-18 09:34	1
13C8-PFOS	IS	94.9	60 - 130		B8I0033	07-Sep-18	0.221 L	20-Sep-18 09:34	1
13C2-PFDA	IS	86.3	60 - 130		B8I0033	07-Sep-18	0.221 L	20-Sep-18 09:34	1
13C2-8:2 FTS	IS	84.3	40 - 150		B8I0033	07-Sep-18	0.221 L	20-Sep-18 09:34	1
d3-MeFOSAA	IS	89.1	50 - 150		B8I0033	07-Sep-18	0.221 L	20-Sep-18 09:34	1
d5-EtFOSAA	IS	88.0	50 - 150		B8I0033	07-Sep-18	0.221 L	20-Sep-18 09:34	1
13C2-PFUnA	IS	87.8	60 - 130		B8I0033	07-Sep-18	0.221 L	20-Sep-18 09:34	1
13C2-PFDoA	IS	86.1	30 - 130		B8I0033	07-Sep-18	0.221 L	20-Sep-18 09:34	1
13C2-PFTeDA	IS	87.9	20 - 150		B8I0033	07-Sep-18	0.221 L	20-Sep-18 09:34	1

DL - Detection Limit
LOD - Limit of Detection
LOQ - Limit of quantitation
Results reported to the DL.

Sample ID: SW1808291035GC

PFAS Isotope Dilution Method

Client Data

Name: Merit Laboratories, Inc.
Project: Wurtsmith
Location: SW ASR D2
Matrix: Aqueous
Date Collected: 29-Aug-18 10:35

Laboratory Data

Lab Sample: 1802860-19
Date Received: 31-Aug-18 09:12
Column: BEH C18

Analyte	Conc. (ng/L)	DL	LOD	LOQ	Qualifiers	Batch	Extracted	Samp Size	Analyzed	Dilution
L-PFBA	ND	1.50	2.18	4.37		B8I0033	07-Sep-18	0.229 L	20-Sep-18 09:45	1
L-PFPeA	ND	1.50	2.18	4.37		B8I0033	07-Sep-18	0.229 L	20-Sep-18 09:45	1
L-PFBS	ND	1.50	2.18	4.37		B8I0033	07-Sep-18	0.229 L	20-Sep-18 09:45	1
L-4:2 FTS	ND	1.50	2.18	4.37		B8I0033	07-Sep-18	0.229 L	20-Sep-18 09:45	1
L-PFHxA	ND	1.50	2.18	4.37		B8I0033	07-Sep-18	0.229 L	20-Sep-18 09:45	1
L-PFPeS	ND	1.50	2.18	4.37		B8I0033	07-Sep-18	0.229 L	20-Sep-18 09:45	1
L-PFHpA	ND	1.50	2.18	4.37		B8I0033	07-Sep-18	0.229 L	20-Sep-18 09:45	1
L-PFHxS	2.39	1.50	2.18	4.37	J	B8I0033	07-Sep-18	0.229 L	20-Sep-18 09:45	1
Br-PFHxS	ND	1.50	2.18	4.37		B8I0033	07-Sep-18	0.229 L	20-Sep-18 09:45	1
Total PFHxS	2.39	1.50	2.18	4.37	J	B8I0033	07-Sep-18	0.229 L	20-Sep-18 09:45	1
L-6:2 FTS	ND	1.50	2.18	4.37		B8I0033	07-Sep-18	0.229 L	20-Sep-18 09:45	1
L-PFOA	ND	1.50	2.18	4.37		B8I0033	07-Sep-18	0.229 L	20-Sep-18 09:45	1
Br-PFOA	ND	1.50	2.18	4.37		B8I0033	07-Sep-18	0.229 L	20-Sep-18 09:45	1
Total PFOA	ND	1.50	2.18	4.37		B8I0033	07-Sep-18	0.229 L	20-Sep-18 09:45	1
L-PFHpS	ND	1.50	2.18	4.37		B8I0033	07-Sep-18	0.229 L	20-Sep-18 09:45	1
L-PFNA	ND	1.50	2.18	4.37		B8I0033	07-Sep-18	0.229 L	20-Sep-18 09:45	1
L-PFOSA	ND	1.50	2.18	4.37		B8I0033	07-Sep-18	0.229 L	20-Sep-18 09:45	1
L-PFOS	1.93	1.50	2.18	4.37	J	B8I0033	07-Sep-18	0.229 L	20-Sep-18 09:45	1
Br-PFOS	1.94	1.50	2.18	4.37	J	B8I0033	07-Sep-18	0.229 L	20-Sep-18 09:45	1
Total PFOS	3.86	1.50	2.18	4.37	J	B8I0033	07-Sep-18	0.229 L	20-Sep-18 09:45	1
L-PFDA	ND	1.50	2.18	4.37		B8I0033	07-Sep-18	0.229 L	20-Sep-18 09:45	1
L-8:2FTS	ND	1.50	2.18	4.37		B8I0033	07-Sep-18	0.229 L	20-Sep-18 09:45	1
L-PFNS	ND	1.50	2.18	4.37		B8I0033	07-Sep-18	0.229 L	20-Sep-18 09:45	1
L-MeFOSAA	ND	1.50	2.18	4.37		B8I0033	07-Sep-18	0.229 L	20-Sep-18 09:45	1
Br-MeFOSAA	ND	1.50	2.18	4.37		B8I0033	07-Sep-18	0.229 L	20-Sep-18 09:45	1
Total MeFOSAA	ND	1.50	2.18	4.37		B8I0033	07-Sep-18	0.229 L	20-Sep-18 09:45	1
L-EtFOSAA	ND	1.50	2.18	4.37		B8I0033	07-Sep-18	0.229 L	20-Sep-18 09:45	1
Br-EtFOSAA	ND	1.50	2.18	4.37		B8I0033	07-Sep-18	0.229 L	20-Sep-18 09:45	1
Total EtFOSAA	ND	1.50	2.18	4.37		B8I0033	07-Sep-18	0.229 L	20-Sep-18 09:45	1
L-PFUnA	ND	1.50	2.18	4.37		B8I0033	07-Sep-18	0.229 L	20-Sep-18 09:45	1
L-PFDS	ND	1.50	2.18	4.37		B8I0033	07-Sep-18	0.229 L	20-Sep-18 09:45	1
L-PFDoA	ND	1.50	2.18	4.37		B8I0033	07-Sep-18	0.229 L	20-Sep-18 09:45	1
L-PFTrDA	ND	1.50	2.18	4.37		B8I0033	07-Sep-18	0.229 L	20-Sep-18 09:45	1
L-PFTeDA	ND	1.50	2.18	4.37		B8I0033	07-Sep-18	0.229 L	20-Sep-18 09:45	1

Labeled Standards	Type	% Recovery	Limits	Qualifiers	Batch	Extracted	Samp Size	Analyzed	Dilution
13C3-PFBA	IS	97.0	60 - 130		B8I0033	07-Sep-18	0.229 L	20-Sep-18 09:45	1
13C3-PFPeA	IS	93.2	60 - 150		B8I0033	07-Sep-18	0.229 L	20-Sep-18 09:45	1
13C3-PFBS	IS	103	60 - 150		B8I0033	07-Sep-18	0.229 L	20-Sep-18 09:45	1

Sample ID: SW1808291035GC

PFAS Isotope Dilution Method

Client Data

Name: Merit Laboratories, Inc.
Project: Wurtsmith
Location: SW ASR D2
Matrix: Aqueous
Date Collected: 29-Aug-18 10:35

Laboratory Data

Lab Sample: 1802860-19
Date Received: 31-Aug-18 09:12
Column: BEH C18

Labeled Standards	Type	% Recovery	Limits	Qualifiers	Batch	Extracted	Samp Size	Analyzed	Dilution
13C2-4:2 FTS	IS	88.0	40 - 150		B8I0033	07-Sep-18	0.229 L	20-Sep-18 09:45	1
13C2-PFHxA	IS	90.4	70 - 130		B8I0033	07-Sep-18	0.229 L	20-Sep-18 09:45	1
13C4-PFHpA	IS	95.5	60 - 150		B8I0033	07-Sep-18	0.229 L	20-Sep-18 09:45	1
18O2-PFHxS	IS	102	60 - 130		B8I0033	07-Sep-18	0.229 L	20-Sep-18 09:45	1
13C2-6:2 FTS	IS	84.6	40 - 150		B8I0033	07-Sep-18	0.229 L	20-Sep-18 09:45	1
13C2-PFOA	IS	92.7	60 - 130		B8I0033	07-Sep-18	0.229 L	20-Sep-18 09:45	1
13C5-PFNA	IS	86.4	50 - 130		B8I0033	07-Sep-18	0.229 L	20-Sep-18 09:45	1
13C8-PFOSA	IS	55.2	20 - 150		B8I0033	07-Sep-18	0.229 L	20-Sep-18 09:45	1
13C8-PFOS	IS	91.0	60 - 130		B8I0033	07-Sep-18	0.229 L	20-Sep-18 09:45	1
13C2-PFDA	IS	79.9	60 - 130		B8I0033	07-Sep-18	0.229 L	20-Sep-18 09:45	1
13C2-8:2 FTS	IS	80.3	40 - 150		B8I0033	07-Sep-18	0.229 L	20-Sep-18 09:45	1
d3-MeFOSAA	IS	86.0	50 - 150		B8I0033	07-Sep-18	0.229 L	20-Sep-18 09:45	1
d5-EtFOSAA	IS	92.0	50 - 150		B8I0033	07-Sep-18	0.229 L	20-Sep-18 09:45	1
13C2-PFUnA	IS	83.4	60 - 130		B8I0033	07-Sep-18	0.229 L	20-Sep-18 09:45	1
13C2-PFDoA	IS	84.4	30 - 130		B8I0033	07-Sep-18	0.229 L	20-Sep-18 09:45	1
13C2-PFTeDA	IS	90.9	20 - 150		B8I0033	07-Sep-18	0.229 L	20-Sep-18 09:45	1

DL - Detection Limit
LOD - Limit of Detection
LOQ - Limit of quantitation
Results reported to the DL.

Sample ID: SW1808291115GC

PFAS Isotope Dilution Method

Client Data

Name: Merit Laboratories, Inc.
Project: Wurtsmith
Location: SW ASR RR
Matrix: Aqueous
Date Collected: 29-Aug-18 11:15

Laboratory Data

Lab Sample: 1802860-20
Date Received: 31-Aug-18 09:12
Column: BEH C18

Analyte	Conc. (ng/L)	DL	LOD	LOQ	Qualifiers	Batch	Extracted	Samp Size	Analyzed	Dilution
L-PFBA	ND	1.37	2.01	4.01		B8I0033	07-Sep-18	0.249 L	20-Sep-18 09:56	1
L-PFPeA	ND	1.37	2.01	4.01		B8I0033	07-Sep-18	0.249 L	20-Sep-18 09:56	1
L-PFBS	ND	1.37	2.01	4.01		B8I0033	07-Sep-18	0.249 L	20-Sep-18 09:56	1
L-4:2 FTS	ND	1.37	2.01	4.01		B8I0033	07-Sep-18	0.249 L	20-Sep-18 09:56	1
L-PFHxA	ND	1.37	2.01	4.01		B8I0033	07-Sep-18	0.249 L	20-Sep-18 09:56	1
L-PFPeS	ND	1.37	2.01	4.01		B8I0033	07-Sep-18	0.249 L	20-Sep-18 09:56	1
L-PFHpA	ND	1.37	2.01	4.01		B8I0033	07-Sep-18	0.249 L	20-Sep-18 09:56	1
L-PFHxS	2.04	1.37	2.01	4.01	J	B8I0033	07-Sep-18	0.249 L	20-Sep-18 09:56	1
Br-PFHxS	ND	1.37	2.01	4.01		B8I0033	07-Sep-18	0.249 L	20-Sep-18 09:56	1
Total PFHxS	2.04	1.37	2.01	4.01	J	B8I0033	07-Sep-18	0.249 L	20-Sep-18 09:56	1
L-6:2 FTS	ND	1.37	2.01	4.01		B8I0033	07-Sep-18	0.249 L	20-Sep-18 09:56	1
L-PFOA	ND	1.37	2.01	4.01		B8I0033	07-Sep-18	0.249 L	20-Sep-18 09:56	1
Br-PFOA	ND	1.37	2.01	4.01		B8I0033	07-Sep-18	0.249 L	20-Sep-18 09:56	1
Total PFOA	ND	1.37	2.01	4.01		B8I0033	07-Sep-18	0.249 L	20-Sep-18 09:56	1
L-PFHpS	ND	1.37	2.01	4.01		B8I0033	07-Sep-18	0.249 L	20-Sep-18 09:56	1
L-PFNA	ND	1.37	2.01	4.01		B8I0033	07-Sep-18	0.249 L	20-Sep-18 09:56	1
L-PFOSA	ND	1.37	2.01	4.01		B8I0033	07-Sep-18	0.249 L	20-Sep-18 09:56	1
L-PFOS	2.24	1.37	2.01	4.01	J	B8I0033	07-Sep-18	0.249 L	20-Sep-18 09:56	1
Br-PFOS	1.37	1.37	2.01	4.01	J	B8I0033	07-Sep-18	0.249 L	20-Sep-18 09:56	1
Total PFOS	3.60	1.37	2.01	4.01	J	B8I0033	07-Sep-18	0.249 L	20-Sep-18 09:56	1
L-PFDA	ND	1.37	2.01	4.01		B8I0033	07-Sep-18	0.249 L	20-Sep-18 09:56	1
L-8:2FTS	ND	1.37	2.01	4.01		B8I0033	07-Sep-18	0.249 L	20-Sep-18 09:56	1
L-PFNS	ND	1.37	2.01	4.01		B8I0033	07-Sep-18	0.249 L	20-Sep-18 09:56	1
L-MeFOSAA	ND	1.37	2.01	4.01		B8I0033	07-Sep-18	0.249 L	20-Sep-18 09:56	1
Br-MeFOSAA	ND	1.37	2.01	4.01		B8I0033	07-Sep-18	0.249 L	20-Sep-18 09:56	1
Total MeFOSAA	ND	1.37	2.01	4.01		B8I0033	07-Sep-18	0.249 L	20-Sep-18 09:56	1
L-EtFOSAA	ND	1.37	2.01	4.01		B8I0033	07-Sep-18	0.249 L	20-Sep-18 09:56	1
Br-EtFOSAA	ND	1.37	2.01	4.01		B8I0033	07-Sep-18	0.249 L	20-Sep-18 09:56	1
Total EtFOSAA	ND	1.37	2.01	4.01		B8I0033	07-Sep-18	0.249 L	20-Sep-18 09:56	1
L-PFUnA	ND	1.37	2.01	4.01		B8I0033	07-Sep-18	0.249 L	20-Sep-18 09:56	1
L-PFDS	ND	1.37	2.01	4.01		B8I0033	07-Sep-18	0.249 L	20-Sep-18 09:56	1
L-PFDoA	ND	1.37	2.01	4.01		B8I0033	07-Sep-18	0.249 L	20-Sep-18 09:56	1
L-PFTrDA	ND	1.37	2.01	4.01		B8I0033	07-Sep-18	0.249 L	20-Sep-18 09:56	1
L-PFTeDA	ND	1.37	2.01	4.01		B8I0033	07-Sep-18	0.249 L	20-Sep-18 09:56	1

Labeled Standards	Type	% Recovery	Limits	Qualifiers	Batch	Extracted	Samp Size	Analyzed	Dilution
13C3-PFBA	IS	99.1	60 - 130		B8I0033	07-Sep-18	0.249 L	20-Sep-18 09:56	1
13C3-PFPeA	IS	93.4	60 - 150		B8I0033	07-Sep-18	0.249 L	20-Sep-18 09:56	1
13C3-PFBS	IS	99.5	60 - 150		B8I0033	07-Sep-18	0.249 L	20-Sep-18 09:56	1

Sample ID: SW1808291115GC

PFAS Isotope Dilution Method

Client Data

Name: Merit Laboratories, Inc.
Project: Wurtsmith
Location: SW ASR RR
Matrix: Aqueous
Date Collected: 29-Aug-18 11:15

Laboratory Data

Lab Sample: 1802860-20
Date Received: 31-Aug-18 09:12
Column: BEH C18

Labeled Standards	Type	% Recovery	Limits	Qualifiers	Batch	Extracted	Samp Size	Analyzed	Dilution
13C2-4:2 FTS	IS	83.2	40 - 150		B8I0033	07-Sep-18	0.249 L	20-Sep-18 09:56	1
13C2-PFHxA	IS	92.6	70 - 130		B8I0033	07-Sep-18	0.249 L	20-Sep-18 09:56	1
13C4-PFHpA	IS	105	60 - 150		B8I0033	07-Sep-18	0.249 L	20-Sep-18 09:56	1
18O2-PFHxS	IS	98.5	60 - 130		B8I0033	07-Sep-18	0.249 L	20-Sep-18 09:56	1
13C2-6:2 FTS	IS	88.3	40 - 150		B8I0033	07-Sep-18	0.249 L	20-Sep-18 09:56	1
13C2-PFOA	IS	95.1	60 - 130		B8I0033	07-Sep-18	0.249 L	20-Sep-18 09:56	1
13C5-PFNA	IS	87.9	50 - 130		B8I0033	07-Sep-18	0.249 L	20-Sep-18 09:56	1
13C8-PFOSA	IS	45.0	20 - 150		B8I0033	07-Sep-18	0.249 L	20-Sep-18 09:56	1
13C8-PFOS	IS	95.3	60 - 130		B8I0033	07-Sep-18	0.249 L	20-Sep-18 09:56	1
13C2-PFDA	IS	77.0	60 - 130		B8I0033	07-Sep-18	0.249 L	20-Sep-18 09:56	1
13C2-8:2 FTS	IS	91.7	40 - 150		B8I0033	07-Sep-18	0.249 L	20-Sep-18 09:56	1
d3-MeFOSAA	IS	86.0	50 - 150		B8I0033	07-Sep-18	0.249 L	20-Sep-18 09:56	1
d5-EtFOSAA	IS	83.6	50 - 150		B8I0033	07-Sep-18	0.249 L	20-Sep-18 09:56	1
13C2-PFUnA	IS	83.0	60 - 130		B8I0033	07-Sep-18	0.249 L	20-Sep-18 09:56	1
13C2-PFDoA	IS	81.6	30 - 130		B8I0033	07-Sep-18	0.249 L	20-Sep-18 09:56	1
13C2-PFTeDA	IS	93.0	20 - 150		B8I0033	07-Sep-18	0.249 L	20-Sep-18 09:56	1

DL - Detection Limit
LOD - Limit of Detection
LOQ - Limit of quantitation
Results reported to the DL.

DATA QUALIFIERS & ABBREVIATIONS

B	**This compound was also detected in the method blank**
Conc.	**Concentration**
D	**Dilution**
DL	**Detection limit**
E	**The associated compound concentration exceeded the calibration range of the instrument**
H	**Recovery and/or RPD was outside laboratory acceptance limits**
I	**Chemical Interference**
J	**The amount detected is below the Reporting Limit/LOQ**
LOD	**Limits of Detection**
LOQ	**Limits of Quantitation**
M	**Estimated Maximum Possible Concentration (CA Region 2 projects only)**
NA	**Not applicable**
ND	**Not Detected**
Q	**Ion ratio outside of 70-130% of Standard Ratio. (DOD PFAS projects only)**
TEQ	**Toxic Equivalency**
U	**Not Detected (specific projects only)**
*****	**See Cover Letter**

Unless otherwise noted, solid sample results are reported in dry weight. Tissue samples are reported in wet weight.

CERTIFICATIONS

Accrediting Authority	Certificate Number
Alaska Department of Environmental Conservation	17-013
Arkansas Department of Environmental Quality	18-008-0
California Department of Health – ELAP	2892
DoD ELAP - A2LA Accredited - ISO/IEC 17025:2005	3091.01
Florida Department of Health	E87777-18
Hawaii Department of Health	N/A
Louisiana Department of Environmental Quality	01977
Maine Department of Health	2018017
Minnesota Department of Health	1322288
New Hampshire Environmental Accreditation Program	207717
New Jersey Department of Environmental Protection	CA003
New York Department of Health	11411
Oregon Laboratory Accreditation Program	4042-009
Pennsylvania Department of Environmental Protection	014
Texas Commission on Environmental Quality	T104704189-18-8
Virginia Department of General Services	9077
Washington Department of Ecology	C584
Wisconsin Department of Natural Resources	998036160

Current certificates and lists of licensed parameters are located in the Quality Assurance office and are available upon request.

NELAP Accredited Test Methods

MATRIX: Air	
Description of Test	**Method**
Determination of Polychlorinated p-Dioxins & Polychlorinated Dibenzofurans	EPA 23

MATRIX: Biological Tissue	
Description of Test	**Method**
Tetra- through Octa-Chlorinated Dioxins and Furans by Isotope Dilution GC/HRMS	EPA 1613B
Brominated Diphenyl Ethers by HRGC/HRMS	EPA 1614A
Chlorinated Biphenyl Congeners in Water, Soil, Sediment, and Tissue by GC/HRMS	EPA 1668A/C
Pesticides in Water, Soil, Sediment, Biosolids, and Tissue by HRGC/HRMS	EPA 1699
Perfluorinated Alkyl Acids in Drinking Water by SPE and LC/MS/MS	EPA 537
Polychlorinated Dibenzo-p-Dioxins and Polychlorinated Dibenzofurans by GC/HRMS	EPA 8280A/B
Polychlorinated Dibenzodioxins (PCDDs) and Polychlorinated Dibenzofurans (PCDFs) by GC/HRMS	EPA 8290/8290A

MATRIX: Drinking Water	
Description of Test	**Method**
2,3,7,8-Tetrachlorodibenzo- p-dioxin (2,3,7,8-TCDD) GC/HRMS	EPA 1613
Perfluorinated Alkyl Acids in Drinking Water by SPE and LC/MS/MS	EPA 537

MATRIX: Non-Potable Water	
Description of Test	**Method**
Tetra- through Octa-Chlorinated Dioxins and Furans by Isotope Dilution GC/HRMS	EPA 1613B
Brominated Diphenyl Ethers by HRGC/HRMS	EPA 1614A
Chlorinated Biphenyl Congeners in Water, Soil, Sediment, and Tissue by GC/HRMS	EPA 1668A/C
Pesticides in Water, Soil, Sediment, Biosolids, and Tissue by HRGC/HRMS	EPA 1699
Perfluorinated Alkyl Acids in Drinking Water by SPE and LC/MS/MS	EPA 537
Dioxin by GC/HRMS	EPA 613
Polychlorinated Dibenzo-p-Dioxins and Polychlorinated Dibenzofurans by GC/HRMS	EPA 8280A/B
Polychlorinated Dibenzodioxins (PCDDs) and Polychlorinated Dibenzofurans (PCDFs) by GC/HRMS	EPA 8290/8290A

MATRIX: Solids	
Description of Test	**Method**
Tetra-Octa Chlorinated Dioxins and Furans by Isotope Dilution GC/HRMS	EPA 1613
Tetra- through Octa-Chlorinated Dioxins and Furans by Isotope Dilution GC/HRMS	EPA 1613B
Brominated Diphenyl Ethers by HRGC/HRMS	EPA 1614A
Chlorinated Biphenyl Congeners in Water, Soil, Sediment, and Tissue by GC/HRMS	EPA 1668A/C
Perfluorinated Alkyl Acids in Drinking Water by SPE and LC/MS/MS	EPA 537
Polychlorinated Dibenzo-p-Dioxins and Polychlorinated Dibenzofurans by GC/HRMS	EPA 8280A/B
Polychlorinated Dibenzodioxins (PCDDs) and Polychlorinated Dibenzofurans (PCDFs) by GC/HRMS	EPA 8290/8290A

Vista Analytical Laboratory

CHAIN OF CUSTODY

For Laboratory Use Only
Work Order #: 1802860 Temp: 0.7/2.0 °C
Storage ID: WR-2 Storage Secured: Yes ☑ No ☐

TAT (check one): Standard: [X] 21 days
Rush (surcharge may apply): [ ] 14 days [ ] 7 days Specify:

Project ID: **Wurtsmith** PO#: **60518528** Sampler: **Ron Friend** (name)

Invoice to: Name	Company	Address	City	State	Ph#	Fax#
Mike Jury	**MDEQ**	**4001 Ketchum St, Suite B**	**Bay City**	**MI**	**989-894-6255**	**989-891-9237**

Relinquished by (printed name and signature)	Date	Time	Received by (printed name and signature)	Date	Time
Stanley Hrenz	8/30/18	1200	Kim Eurlc	8/31/18	1029
Relinquished by (printed name and signature)	Date	Time	Received by (printed name and signature)	Date	Time

SHIP TO: Vista Analytical Laboratory
1104 Windfield Way
El Dorado Hills, CA 95762
(916) 673-1520 * Fax (916) 673-0106

ATTN: Jennifer Miller

Method of Shipment:

Tracking No.:

Add Analysis(es) Requested

Sample ID	Date	Time	Location/Sample Description	Container(s) Quantity	Type	Matrix	Mod. EPA Method 537: PFOA/ PFOS	UCMR3 PFAS List:6	537 List: 14	Full List of 24	Other: Please List Below	Branch and Linear	EPA Method 537(DW only): PFOA/ PFOS	UCMR3 PFAS List:6	PFAS List: 14	Comments
SW1808271345RF	**8/27/18**	**1345**	**Pine River**	**2**	**P**	**AQ**						**X**				
PW1808271430RF	**8/27/18**	**1430**	**PW VEL 10**	**2**	**P**	**AQ**						**X**				
SW1808271500RF	**8/27/18**	**1500**	**SW VEL10**	**2**	**P**	**AQ**						**X**				
PW1808271520RF	**8/27/18**	**1520**	**PW VEL 07**	**2**	**P**	**AQ**						**X**				
SW1808271545RF	**8/27/18**	**1545**	**SW VEL 07**	**2**	**P**	**AQ**						**X**				
SW1808280930SK	**8/28/18**	**0930**	**SW VEL S1**	**2**	**P**	**AQ**						**X**				
PW1808281015SK	**8/28/18**	**1015**	**PW VEL 12**	**2**	**P**	**AQ**						**X**				
PW1808281050SK	**8/28/18**	**1050**	**PW VEL 04**	**2**	**P**	**AQ**						**X**				
SW1808281105SK	**8/28/18**	**1105**	**SW VEL 04**	**2**	**P**	**AQ**						**X**				
PW1808281320SK	**8/28/18**	**1320**	**PW VEL 13**	**2**	**P**	**AQ**						**X**				

Special Instructions/Comments: **Send Results and Acknowledgements to:**
jeremiah.morse@aecom.com
Nic.Ropotos@aecom.com Dorin.Bogdan@aecom.com
Robert.Kennedy@aecom.com
Geoffrey.Groff@aecom.com
Jim.Carbone@aecom.com

SEND DOCUMENTATION AND RESULTS TO:
Name: **Mike Jury**
Company: **MDEQ - Saginaw Bay District**
Address: **4001 Ketchum St, Suite B**
City: **Bay City** State: MI Zip: 48708
Phone: **989-894-6255** Fax:
Email: Jurlm1@michigan.gov

Container Types: P= HDPE, PJ= HDPE Jar
O = Other:

Bottle Preservation Type: T = Thiosulfate,
TZ = Trizma: None

Matrix Types: AQ = Aqueous, DW = Drinking Water, EF = Effluent, PP = Pulp/Paper, SD = Sediment, SL = Sludge, SO = Soil, WW = Wastewater, B = Blood/Serum, O = Other:

Vista Analytical Laboratory

CHAIN OF CUSTODY

For Laboratory Use Only
Work Order #: 1802860 Temp: 0.7/2.0 °C
Storage ID: WR-2 Storage Secured: Yes ☑ No ☐

TAT (check one): Standard: [x] 21 days
Rush (surcharge may apply): [ ] 14 days [ ] 7 days Specify:

Project ID: **Wurtsmith** PO#: **60518528** Sampler: **Ron Friend** (name)

Invoice to: Name	Company	Address	City	State	Ph#	Fax#
Mike Jury	**MDEQ**	**4001 Ketchum St, Suite B**	**Bay City**	**MI**	**989-894-6255**	**989-891-9237**

Relinquished by (printed name and signature)	Date	Time	Received by (printed name and signature)	Date	Time
Stanley Krenz	8/30/18	1200	Kim Eric	8/31/18	1029
Relinquished by (printed name and signature)	Date	Time	Received by (printed name and signature)	Date	Time

SHIP TO: Vista Analytical Laboratory
1104 Windfield Way
El Dorado Hills, CA 95762
(916) 673-1520 * Fax (916) 673-0106

ATTN: Jennifer Miller

Method of Shipment:

Tracking No.:

Add Analysis(es) Requested

Sample ID	Date	Time	Location/Sample Description	Container(s) Quantity	Type	Matrix	Mod. EPA Method 537: PFOA/ PFOS	UCMR3 PFAS List:6	537 List: 14	Full List of 24	Other: Please List Below	Branch and Linear	EPA Method 537(DW only): PFOA/ PFOS	UCMR3 PFAS List:6	PFAS List: 14	Comments
PW1808281345SK	8/28/18	1345	PW VEL L2	2	P	AQ						X				
SW1808281405SK	8/28/18	1405	SW VEL L2	2	P	AQ						X				
PW1808281435SK	8/28/18	1435	PW VEL L3	2	P	AQ						X				
SW1808281500SK	8/28/18	1500	SW VEL L3	2	P	AQ						X				
PW1808281545SK	8/28/18	1545	PW VEL 11	2	P	AQ						X				
SW1808281610SK	8/28/18	1610	SW VEL 11	2	P	AQ						X				
PW1808281645SK	8/28/18	1645	SW VEL 14	2	P	AQ						X				
SW1808291000GC	8/29/18	1000	SW ASR D1	2	P	AQ						X				
SW1808291035GC	8/29/18	1035	SW ASR D2	2	P	AQ						X				
SW1808291115GC	8/29/18	1115	SW ASR RR	2	P	AQ						X				

Special Instructions/Comments: **Send Results and Acknowledgements to:**
jeremiah.morse@aecom.com
Nic.Ropotos@aecom.com Dorin.Bogdan@aecom.com
Robert.Kennedy@aecom.com
Geoffrey.Groff@aecom.com
Jim.Carbone@aecom.com

SEND DOCUMENTATION AND RESULTS TO:

Name: **Mike Jury**
Company: **MDEQ - Saginaw Bay District**
Address: **4001 Ketchum St, Suite B**
City: **Bay City** State: MI Zip: 48708
Phone: **989-894-6255** Fax:
Email: Jurlm1@michigan.gov

Container Types: P= HDPE, PJ= HDPE Jar
O = Other:

Bottle Preservation Type: T = Thiosulfate,
TZ = Trizma: None

Matrix Types: AQ = Aqueous, DW = Drinking Water, EF = Effluent, PP = Pulp/Paper, SD = Sediment, SL = Sludge, SO = Soil, WW = Wastewater, B = Blood/Serum, O = Other:

KE 09/05/18

Vista Analytical Laboratory

Sample Log in Checklist

PAGE # 1 of 4
WO# 1802860
SDG# –
TAT std

Section 1: Container Receipt			
Delivered By: ☑ FedEx ☐ UPS ☐ On Trac ☐ GSO ☐ DHL ☐ Hand Delivered ☐ Other:			
Number of Containers	Arrival Date	Arrival time	Cooler Received LR-SLC Initiated By/Date
2	8/31/18	0912	KE 8/31/18

Section 2: Sample Receipt Condition and Initial Storage					
Container Condition	Chain of Custody	Preservation Type	Temperature	Storage Location	Initials/ Date
☑ Shipping container intact ☑ Shipping seals intact ☑ Custody Seals present ☑ Custody seals intact	☑ COC present ☑ Multiple COC's: ☑ "Relinquished By" Section complete	☑ Ice ☐ Blue Ice ☐ Dry Ice ☐ Other	Thermometer ID: **IR-4** ☐ Probe used Temp (uncorrected): 0.8 °C Temp (corrected): 0.7 °C	☑ WR2 ☐ WF2 ☐ NA	KE 8/31/18

Section 3: Sample Log In	
Airbill/Trk # 7731 0171 6610 1 of 2	
Shipping container ☑ Vista ☐ Client ☑ Retain ☐ Return ☐ Dispose	By/date
Log In Time: 0824	KE 09/05/18
COC clearly identifies: • Sample name • Sample matrix • Test method • Sample collection date or time • Collector's name • Preservation type	☑ Acceptable ☐ Not acceptable – anomaly form required KE 09/05/18
All samples present and accounted for on COC	KE 09/05/18
Sample IDs are legible	KE 09/05
Samples conform to the description on the COC	KE 09/05/18
Samples are intact and suitable for testing	KE 09/05/18
Preservation documented as required: ☑ NA ☐ $Na_2S_2O_3$ ☐ Trizma ☐ Other _____	KE 09/05/18
Samples stored ☑ WR2 Shelf: A3/E6 ☐ WF2 Shelf: _____ ☐ R1 Shelf: _____	KE 09/05/18
Comments: - SEE ATTACHED	KE 09/05/18

ID.: LR – SLC *Rev No.: 2* *Rev Date: 08/29/18* *Page: 1 of 1*

Vista Analytical Laboratory

Sample Inventory

WO#: 1802860
Cooler # 1 of 2

SAMPLE #1-17

Sample Label ID	COC ID	Notes
SW180827134 5RF	- MATCHES -	
PW180827143 0RF	- MATCHES -	
SW180827150 0RF	- MATCHES -	
PW180827152 0RF	- MATCHES -	
SW180827154 5RF	- MATCHES -	
SW180828093 0SK	- MATCHES -	
PW180828101 5SK	- MATCHES -	
* PW180828101 5SK	PW180828105 0SK	TIME SAMPLED: 1050 DATE SAMPLED: 08/28/18
SW180828110 5SK	- MATCHES -	
PW180828132 0SK	- MATCHES -	
PW180828134 5SK	- MATCHES -	
SW180828140 5SK	- MATCHES -	
PW180828143 5SK	- MATCHES -	
SW180828150 0SK	- MATCHES -	
PW180828154 5SK	- MATCHES -	
SW180828161 0SK	- MATCHES -	
PW180828164 5SK	- MATCHES -	
SW180829100 0GC	- MATCHES -	
SW180829103 5GC	- MATCHES -	
SW180829111 5GC	- MATCHES -	

Recorded By/Date: 09/05/18 Kim Eric

Vista Analytical Laboratory

Sample Log in Checklist

PAGE # 2 of 2
WO# 1802860
SDG# –
TAT std

Section 1: Container Receipt			
Delivered By: ☑ FedEx ☐ UPS ☐ On Trac ☐ GSO ☐ DHL ☐ Hand Delivered ☐ Other:			
Number of Containers	Arrival Date	Arrival time	Cooler Received LR-SLC Initiated By/Date
2	8/31/18	0912	KE 08/31/18

Section 2: Sample Receipt Condition and Initial Storage					
Container Condition	Chain of Custody	Preservation Type	Temperature	Storage Location	Initials/ Date
☑ Shipping container intact ☑ Shipping seals intact ☑ Custody Seals present ☑ Custody seals intact	☐ COC present ☐ Multiple COC's: IN COOLER #1 ☐ "Relinquished By" Section complete	☑ Ice ☐ Blue Ice ☐ Dry Ice ☐ Other	Thermometer ID: **IR-4** ☐ Probe used Temp (uncorrected): 2.1 °C Temp (corrected): 2.0 °C	☑ WR2 ☐ WF2 ☐ NA	KE 8/31/18

Section 3: Sample Log In	
Airbill/Trk # 7731 0171 6631 2 OF 2	
Shipping container ☑ Vista ☐ Client ☑ Retain ☐ Return ☐ Dispose	By/date
Log In Time: 0824	KE 09/05/18
COC clearly identifies: • Sample name • Sample matrix • Test method • Sample collection date or time • Collector's name • Preservation type	☑ Acceptable ☐ Not acceptable – anomaly form required KE 09/05/18
All samples present and accounted for on COC	KE 09/05/18
Sample IDs are legible	KE 09/05/18
Samples conform to the description on the COC	KE 09/05/18
Samples are intact and suitable for testing	KE 09/05/18
Preservation documented as required: ☑ NA ☐ $Na_2S_2O_3$ ☐ Trizma ☐ Other _____	KE 09/05/18
Samples stored ☑ WR2 Shelf: A3/E6 ☐ WF2 Shelf: _____ ☐ R1 Shelf: _____	KE 09/05/18
Comments: SEE ATTACHED	

ID.: LR – SLC *Rev No.: 2* *Rev Date: 08/29/18* *Page: 1 of 1*

Vista Analytical Laboratory

Sample Inventory

WO#: 1802860
Cooler # 2 of 2

Sample Label ID	COC ID # Notes
SW180829 1000GC	MATCHES -
SW180829 ____	SW180829 1035GC DATE SAMPLED: 8/29/18 TIME SAMPLED: 1035
SW180829 1115GC	-MATCHES-
	09/05/18
	Recorded By/Date: Kim Eric

Chain of Custody Anomaly/Sample Acceptance Form

Vista Analytical Laboratory

Merit Laboratories, Inc.
Maya Murshak
mayamurshak@meritlabs.com
(517) 827-2744

Workorder Number: 1802860
Date Received: 31-Aug-18 09:12
Documented by/date: K. Elric 09/05/18

Please review the following information and complete the Client Authorization section. To comply with NELAC regulations, we must receive authorization before proceeding with sample analysis.

Thank you,

Martha Maier
mmaier@vista-analytical.com
916-673-1520

[X] Sample IDs on Chain of Custody do not match Sample Container Labels

Chain of Custody ID	Container Label ID
PW1808281050SK	PW1808281015SK
SW1808291035GC	SW180829

Client Authorization

Proceed with Analysis: (YES) NO Signature and Date [signature] 9/21/18

Client Comments/Instructions Client notified via email on 9/6/2018.

EXTRACTION INFORMATION

PRIORITY

Process Sheet

Workorder: 1802860

Prep Expiration: 2018-Sep-10

Client: Merit Laboratories, Inc.

Workorder Due: ~~24~~ 21-Sep-18 00:00 (JW)

TAT: ~~24~~ 21

Method: **537M Linear All/Branched/Total PFHxS/PFOA/PFOS**

Matrix: **Aqueous**

Prep Batch: B8I0033

Prep Data Entered: 9/8/18 FS
Date and Initials

Version: MI (24 Analytes) L/B/T

Initial Sequence: S8I0057

LabSampID	A/B	Prep Rec	Spike Rec	ClientSampleID	Comments	Location	Container
1802860-01	"A"	☑	☑	SW1808271345RF		WR-2 A-3	HDPE Bottle, 250 mL
1802860-02		☑	☑	PW1808271430RF		WR-2 A-3	HDPE Bottle, 250 mL
1802860-03		☑	☑	SW1808271500RF		WR-2 A-3	HDPE Bottle, 250 mL
1802860-04		☑	☑	PW1808271520RF		WR-2 A-3	HDPE Bottle, 250 mL
1802860-05		☑	☑	SW1808271545RF		WR-2 A-3	HDPE Bottle, 250 mL
1802860-06		☑	☑	SW1808280930SK		WR-2 A-3	HDPE Bottle, 250 mL
1802860-07		☑	☑	PW1808281015SK		WR-2 A-3	HDPE Bottle, 250 mL
1802860-08		☐	☐	PW1808281050SK	PW1808281015SK ✓	WR-2 A-3	HDPE Bottle, 250 mL
1802860-09		☑	☑	SW1808281105SK		WR-2 A-3	HDPE Bottle, 250 mL
1802860-10		☑	☑	PW1808281320SK		WR-2 A-3	HDPE Bottle, 250 mL
1802860-11		☑	☑	PW1808281345SK		WR-2 A-3	HDPE Bottle, 250 mL
1802860-12		☑	☑	SW1808281405SK		WR-2 A-3	HDPE Bottle, 250 mL
1802860-13		☑	☑	PW1808281435SK		WR-2 A-3	HDPE Bottle, 250 mL
1802860-14		☑	☑	SW1808281500SK		WR-2 A-3	HDPE Bottle, 250 mL
1802860-15		☑	☑	PW1808281545SK		WR-2 A-3	HDPE Bottle, 250 mL
1802860-16		☑	☑	SW1808281610SK		WR-2 A-3	HDPE Bottle, 250 mL
1802860-17		☑	☑	PW1808281645SK		WR-2 A-3	HDPE Bottle, 250 mL
1802860-18		☑	☑	SW1808291000GC		WR-2 A-3	HDPE Bottle, 250 mL
1802860-19		☐	☐	SW1808291035GC	SW18029 ✓	WR-2 A-3	HDPE Bottle, 250 mL
1802860-20		☑	☑	SW1808291115GC		WR-2 A-3	HDPE Bottle, 250 mL

HB 9/6/18

Sample labels may not reconcile w/ COC - okay to proceed w/ analysis.
(JW) 9/5/18

WO Comments: **L/B/T PFOA, PFOS, PFHxS, all others linear only.**

Pre-Prep Check Out: HB 9/6/18

Pre-Prep Check In: HB 9/6/18

Prep Check Out: JR 9.7.18

Prep Check In: N/A

Prep Reconciled Initals/Date: HB 9/6/18

Spike Reconciled Initals/Date: JR 9.7.18

VialBoxID: D. Ware

PREPARATION BENCH SHEET

Matrix: Aqueous

Method: 537M Linear All/Branched/Total PFHxS/PFOA/

B8I0033

Chemist: 7R

Prep Date: 9.7.18

Prep Time: 10:30

Prepared using: LCMS - SPE Extraction-LCMS

Date/Initals: HB 9/6/18 BalanceID: HRMS-8

Cen	VISTA Sample ID	pH Before	pH After	Chlorine (Cl)	Drops HCl Added	Bottle + Sample (g)	Bottle Only (g)	Sample Amt. (L)	IS/NS CHEM/WIT DATE	SPE	RS CHEM/WIT DATE
☐	B8I0033-BLK1	5	2	0	3	NA	NA	(0.250)	7R 9.7.18	7R 9.7.18	7R 9.7.18
☐	B8I0033-BS1	5	2	0	3			(0.250)			
☒	1802860-01	5	2	0	3	281.80	26.79	0.25501			
☐	1802860-02 (A)	5	2	0	3	274.05	26.91	0.24714			
☐	1802860-03	5	2	0	3	262.95	27.06	0.23589			
☐	1802860-04 (A)	5	2	0	3	281.36	26.61	0.25475			
☒	1802860-05	5	2	0	3	262.75	26.87	0.23588			
☐	1802860-06	5	2	0	3	286.81	27.12	0.25969			
☐	1802860-07 (A)	5	2	0	3	269.40	27.92	0.24148			
☐	1802860-08 (A)	5	2	0	3	285.76	27.11	0.25865			
☐	1802860-09	5	2	0	3	268.34	27.35	0.24099			
☐	1802860-10 (A)	4	2	0	3	286.10	27.83	0.25827			
☐	1802860-11	5	2	0	3	278.60	26.91	0.25169			
☒	1802860-12	5	2	0	3	276.17	27.92	0.24825			
☐	1802860-13	5	2	0	3	282.51	26.95	0.25556			
☐	1802860-14	5	2	0	3	276.57	28.21	0.24836			

IS: 18H1301, 10µL (V7)

IS SUP: N/A

NS: 18H1304, 10µL (V4)

RS: 18H1302, 10µL (V7)

SPE Chem: Strata X-AW 33µm 200mg/6mL

Ele SOLV: MeOH/0.5% NH4OH in MeOH

Final Volume(s) 1mL

Notes: (A) sand found in sample. liquid portion of sample was decanted out into test tubes and sand was poured out into waste. test tubes were then poured back into original sample. HB 9/6/18

Comments: Assume 1 g = 1 mL

Cen = Centrifuged

PREPARATION BENCH SHEET

Matrix: Aqueous

Method: 537M Linear All/Branched/Total PFHxS/PFOA/

B8I0033

Chemist: 7R

Prep Date: 9·7·18

Prep Time: 10:30

Prepared using: LCMS - SPE Extraction-LCMS

Date/Initals: HB 9/6/18 BalanceID: HRMS-8

Cen	VISTA Sample ID	pH Before	pH After	Chlorine (Cl)	Drops HCl Added	Bottle + Sample (g)	Bottle Only (g)	Sample Amt. (L)	IS/NS CHEM/WIT DATE	SPE	RS CHEM/WIT DATE
☐	1802860-15 (A)	5	2	0	3	266.59	27.10	0.23949	7R MJ 9·7·18	7R 9·7·18	7R MJ 9·7·18
☐	1802860-16	5	2	0	3	275.76	27.66	0.24810			
☒	1802860-17 (A)	5	2	0	3	269.10	27.32	0.24178			
☐	1802860-18	5	2	0	3	258.55	37.57	0.22098			
☐	1802860-19	5	2	0	3	266.51	37.54	0.22897			
☐	1802860-20	5	2	0	3	286.64	37.43	0.24921			

IS: 18H1301, 10µL (V7)

IS SUP: N/A

NS: 18H1304, 10µL (V4)

RS: 18H1302, 10µL (V7)

SPE Chem: Strata X-AW 33µm 200mg/6mL

Ele SOLV: MeOH/0.5% NH4OH in MeOH

Final Volume(s) 1mL

Notes: (A) sand found in sample. liquid portion of sample decanted into test tubes and sand was poured out into waste. test tubes were then poured back into original container. HB9/6/18

Comments: Assume 1 g = 1 mL

Cen = Centrifuged

Batch: B8I0033

Matrix: Aqueous

LabNumber	WetWeight (Initial)	% Solids (Extraction Solids)	DryWeight	Final	Extracted	Ext By	Spike	SpikeAmount	ClientMatrix	Analysis
1802860-01	0.25501	N/A	N/A	1000	07-Sep-18 10:30	FBR			Aqueous	537M Linear All/Branched/
1802860-02	0.24714			1000	07-Sep-18 10:30	FBR			Aqueous	537M Linear All/Branched/
1802860-03	0.23589			1000	07-Sep-18 10:30	FBR			Aqueous	537M Linear All/Branched/
1802860-04	0.25475			1000	07-Sep-18 10:30	FBR			Aqueous	537M Linear All/Branched/
1802860-05	0.23588			1000	07-Sep-18 10:30	FBR			Aqueous	537M Linear All/Branched/
1802860-06	0.25969			1000	07-Sep-18 10:30	FBR			Aqueous	537M Linear All/Branched/
1802860-07	0.24148			1000	07-Sep-18 10:30	FBR			Aqueous	537M Linear All/Branched/
1802860-08	0.25865			1000	07-Sep-18 10:30	FBR			Aqueous	537M Linear All/Branched/
1802860-09	0.24099			1000	07-Sep-18 10:30	FBR			Aqueous	537M Linear All/Branched/
1802860-10	0.25827			1000	07-Sep-18 10:30	FBR			Aqueous	537M Linear All/Branched/
1802860-11	0.25169			1000	07-Sep-18 10:30	FBR			Aqueous	537M Linear All/Branched/
1802860-12	0.24825			1000	07-Sep-18 10:30	FBR			Aqueous	537M Linear All/Branched/
1802860-13	0.25556			1000	07-Sep-18 10:30	FBR			Aqueous	537M Linear All/Branched/
1802860-14	0.24836			1000	07-Sep-18 10:30	FBR			Aqueous	537M Linear All/Branched/
1802860-15	0.23949			1000	07-Sep-18 10:30	FBR			Aqueous	537M Linear All/Branched/
1802860-16	0.2481			1000	07-Sep-18 10:30	FBR			Aqueous	537M Linear All/Branched/
1802860-17	0.24178			1000	07-Sep-18 10:30	FBR			Aqueous	537M Linear All/Branched/
1802860-18	0.22098			1000	07-Sep-18 10:30	FBR			Aqueous	537M Linear All/Branched/
1802860-19	0.22897			1000	07-Sep-18 10:30	FBR			Aqueous	537M Linear All/Branched/
1802860-20	0.24921			1000	07-Sep-18 10:30	FBR			Aqueous	537M Linear All/Branched/
B8I0033-BLK1	0.25			1000	07-Sep-18 10:30	FBR				QC
B8I0033-BS1	0.25			1000	07-Sep-18 10:30	FBR	18H1304	10		QC

FS 9/8/18

Sample Data – PFAS Isotope Dilution Method

Dataset: Z:\Projects\PFAS.PRO\Results\180919M1\180919M1-77.qld

MMM 9/21/2018

Last Altered: Thursday, September 20, 2018 15:27:38 Pacific Daylight Time
Printed: Thursday, September 20, 2018 15:27:55 Pacific Daylight Time

Name: 180919M1_77, Date: 20-Sep-2018, Time: 05:31:16, ID: B8I0033-BLK1 Method Blank 0.25, Description: Method Blank

	#	Name	Trace	Area	IS Area	Wt/Vol	RRF	RT	Response	Conc.	%Rec	Ion Ratio	Ratio Out?
1	1	PFBA	213.0 > 168.8		9.99e3	0.250							
2	2	PFPeA	263.1 > 218.9		1.35e4	0.250							
3	3	PFBS	299.0 > 79.7		2.03e3	0.250							
4	4	4:2 FTS	327.2>307.2		3.76e3	0.250							
5	5	PFHxA	313 > 269		8.59e3	0.250							
6	36	13C3-PFBA	216.1 > 171.8	9.99e3	1.31e4	0.250	0.760	1.22	9.50	50.5971	101.2		
7	37	13C3-PFPeA	266. > 221.8	1.35e4	2.37e4	0.250	0.569	2.22	7.11	50.4670	100.9		
8	38	13C3-PFBS	302. > 98.8	2.03e3	3.71e3	0.250	0.548	2.52	6.85	54.4959	109.0		
9	39	13C2-4:2 FTS	329.2>308.9	3.76e3	3.71e3	0.250	1.01	2.95	12.7	46.4194	92.8		
10	40	13C2-PFHxA	315 > 270	8.59e3	2.37e4	0.250	0.904	3.03	4.52	19.1670	95.8		
11	-1												
12	7	PFHpA	363.0 > 318.9		1.35e4	0.250							
13	6	PFPeS	349.1>80.1		2.03e3	0.250							
14	8	L-PFHxS	398.9 > 79.6	7.77e0	1.56e3	0.250	0.000	3.80	0.0624	0.2563		1.70	NO
15	9	Br-PFHxS	398.9 > 79.6		1.56e3	0.250							
16	68	Total PFHxS	398.9 > 79.6	7.77e0	1.56e3	0.250			0.0624	0.2563			
17	41	13C4-PFHpA	367.2 > 321.8	1.35e4	2.37e4	0.250	0.568	3.65	7.10	50.3593	100.7		
18	38	13C3-PFBS	302. > 98.8	2.03e3	3.71e3	0.250	0.548	2.52	6.85	54.4959	109.0		
19	42	18O2-PFHxS	403.0 > 102.6	1.56e3	3.71e3	0.250	0.419	3.81	5.24	52.4782	105.0		
20	42	18O2-PFHxS	403.0 > 102.6	1.56e3	3.71e3	0.250	0.419	3.81	5.24	52.4782	105.0		
21	42	18O2-PFHxS	403.0 > 102.6	1.56e3	3.71e3	0.250	0.419	3.81	5.24	52.4782	105.0		
22	-1												
23	10	6:2 FTS	427.1 > 407	1.81e1	4.12e3	0.250	0.000	4.12	0.0550	0.2424		53.8	YES
24	13	PFHpS	449 > 80.0		4.04e3	0.250							
25	11	L-PFOA	412.8 > 368.9		2.26e4	0.250						0.000	YES
26	12	Br-PFOA	412.8 > 368.9		2.26e4	0.250							
27	69	Total PFOA	412.8 > 368.9	0.00e0	2.26e4	0.250			0.000				
28	43	13C2-6:2 FTS	429.1 > 408.9	4.12e3	4.01e3	0.250	1.03	4.12	12.8	44.1769	88.4		
29	44	13C2-PFOA	414.9 > 369.7	2.26e4	3.35e4	0.250	0.673	4.18	8.41	47.9690	95.9		
30	44	13C2-PFOA	414.9 > 369.7	2.26e4	3.35e4	0.250	0.673	4.18	8.41	47.9690	95.9		
31	44	13C2-PFOA	414.9 > 369.7	2.26e4	3.35e4	0.250	0.673	4.18	8.41	47.9690	95.9		
32	44	13C2-PFOA	414.9 > 369.7	2.26e4	3.35e4	0.250	0.673	4.18	8.41	47.9690	95.9		
33	-1												
34	14	PFNA	463.0 > 418.8		2.13e4	0.250							
35	15	PFOSA	497.9 > 77.9		2.20e3	0.250							
36	16	L-PFOS	498.9 > 79.9	3.05e0	4.04e3	0.250	0.000	4.61	0.00943			2.43	NO
37	17	Br-PFOS	498.9 > 79.9		4.04e3	0.250							

GM 9/20/2018

Dataset: Z:\Projects\PFAS.PRO\Results\180919M1\180919M1-77.qld

MMM 9/21/2018

Last Altered: Thursday, September 20, 2018 15:27:38 Pacific Daylight Time
Printed: Thursday, September 20, 2018 15:27:55 Pacific Daylight Time

Name: 180919M1_77, Date: 20-Sep-2018, Time: 05:31:16, ID: B8I0033-BLK1 Method Blank 0.25, Description: Method Blank

	#	Name	Trace	Area	IS Area	Wt/Vol	RRF	RT	Response	Conc.	%Rec	Ion Ratio	Ratio Out?
38	70	Total PFOS	498.9 > 79.9	3.05e0	4.04e3	0.250			0.000				
39	45	13C5-PFNA	468.2 > 422.9	2.13e4	2.61e4	0.250	0.813	4.62	10.2	42.0563	84.1		
40	46	13C8-PFOSA	506.1 > 77.7	2.20e3	3.22e4	0.250	0.0683	4.68	0.854	20.5235	41.0		
41	47	13C8-PFOS	507.0 > 79.9	4.04e3	4.01e3	0.250	1.01	4.71	12.6	48.0721	96.1		
42	47	13C8-PFOS	507.0 > 79.9	4.04e3	4.01e3	0.250	1.01	4.71	12.6	48.0721	96.1		
43	47	13C8-PFOS	507.0 > 79.9	4.04e3	4.01e3	0.250	1.01	4.71	12.6	48.0721	96.1		
44	-1												
45	18	PFDA	513 > 468.8	4.52e1	1.79e4	0.250	0.000	5.00	0.0315			21.8	YES
46	19	8:2 FTS	527 > 506.9		3.13e3	0.250							
47	20	PFNS	549.1 > 80.1		4.04e3	0.250							
48	26	PFDS	598.8 > 79.9		4.04e3	0.250							
49	25	PFUdA	563.0 > 518.9		2.13e4	0.250							
50	48	13C2-PFDA	515.1 > 469.9	1.79e4	2.66e4	0.250	0.675	5.00	8.44	36.6671	73.3		
51	49	13C2-8:2 FTS	529.1 > 508.7	3.13e3	4.01e3	0.250	0.781	4.97	9.76	43.1090	86.2		
52	47	13C8-PFOS	507.0 > 79.9	4.04e3	4.01e3	0.250	1.01	4.71	12.6	48.0721	96.1		
53	47	13C8-PFOS	507.0 > 79.9	4.04e3	4.01e3	0.250	1.01	4.71	12.6	48.0721	96.1		
54	51	13C2-PFUdA	565 > 519.8	2.13e4	3.22e4	0.250	0.660	5.33	8.25	33.8298	67.7		
55	-1												
56	21	L-MeFOSAA	570 > 419		5.13e3	0.250							
57	22	Br-MeFOSAA	570. > 419		5.13e3	0.250							
58	71	Total N-MeFOSAA	570. > 419	0.00e0	5.13e3	0.250			0.000				
59	29	PFTrDA	662.9 > 618.9		2.00e4	0.250							
60	30	PFTeDA	712.8 > 669.0	5.42e1	1.62e4	0.250	0.000	6.09	0.0419			7.19	YES
61	50	d3-N-MeFOSAA	573.3 > 419	5.13e3	3.22e4	0.250	0.159	5.15	1.99	34.5898	69.2		
62	50	d3-N-MeFOSAA	573.3 > 419	5.13e3	3.22e4	0.250	0.159	5.15	1.99	34.5898	69.2		
63	50	d3-N-MeFOSAA	573.3 > 419	5.13e3	3.22e4	0.250	0.159	5.15	1.99	34.5898	69.2		
64	53	13C2-PFDoA	615.0 > 569.7	2.00e4	2.66e4	0.250	0.752	5.62	9.40	34.1229	68.2		
65	55	13C2-PFTeDA	714.8 > 669.6	1.62e4	3.22e4	0.250	0.502	6.09	6.27	39.4644	78.9		
66	-1												
67	23	L-EtFOSAA	584.1 > 419		5.87e3	0.250							
68	24	Br-ETFOSAA	584.1 > 419		5.87e3	0.250							
69	72	Total N-EtFOSAA	584.1 > 419	0.00e0	5.87e3	0.250			0.000				
70	27	PFDoA	612.9 > 569.0		2.00e4	0.250							
71	73	TCDA	498.3>106.9			0.250							
72	52	d5-N-EtFOSAA	589.3 > 419	5.87e3	3.22e4	0.250	0.182	5.31	2.28	35.5416	71.1		
73	52	d5-N-EtFOSAA	589.3 > 419	5.87e3	3.22e4	0.250	0.182	5.31	2.28	35.5416	71.1		
74	52	d5-N-EtFOSAA	589.3 > 419	5.87e3	3.22e4	0.250	0.182	5.31	2.28	35.5416	71.1		

GM 9/20/2018

Dataset: Z:\Projects\PFAS.PRO\Results\180919M1\180919M1-77.qld

MMM 9/21/2018

Last Altered: Thursday, September 20, 2018 15:27:38 Pacific Daylight Time
Printed: Thursday, September 20, 2018 15:27:55 Pacific Daylight Time

Name: 180919M1_77, Date: 20-Sep-2018, Time: 05:31:16, ID: B8I0033-BLK1 Method Blank 0.25, Description: Method Blank

	#	Name	Trace	Area	IS Area	Wt/Vol	RRF	RT	Response	Conc.	%Rec	Ion Ratio	Ratio Out?
75	53	13C2-PFDoA	615.0 > 569.7	2.00e4	2.66e4	0.250	0.752	5.62	9.40	34.1229	68.2		
76	47	13C8-PFOS	507.0 > 79.9	4.04e3	4.01e3	0.250	1.01	4.71	12.6	48.0721	96.1		
77	-1												
78	60	13C4-PFBA	217. > 172	1.31e4	1.31e4	0.250	1.00	1.22	12.5	50.0000	100.0		
79	61	13C5-PFHxA	318 > 272.9	2.37e4	2.37e4	0.250	1.00	3.03	12.5	50.0000	100.0		
80	62	13C3-PFHxS	401.8 > 79.9	3.71e3	3.71e3	0.250	1.00	3.81	12.5	50.0000	100.0		
81	63	13C8-PFOA	420.9 > 376	3.35e4	3.35e4	0.250	1.00	4.18	12.5	50.0000	100.0		
82	64	13C9-PFNA	472.2 > 426.9	2.61e4	2.61e4	0.250	1.00	4.62	12.5	50.0000	100.0		
83	65	13C4-PFOS	503 > 79.9	4.01e3	4.01e3	0.250	1.00	4.71	12.5	50.0000	100.0		
84	66	13C6-PFDA	519.1 > 473.7	2.66e4	2.66e4	0.250	1.00	5.00	12.5	50.0000	100.0		
85	67	13C7-PFUdA	570.1 > 524.8	3.22e4	3.22e4	0.250	1.00	5.33	12.5	50.0000	100.0		

GM 9/20/2018

Dataset: Z:\Projects\PFAS.PRO\Results\180919M1\180919M1-77.qld

MMM 9/21/2018

Last Altered: Thursday, September 20, 2018 15:27:38 Pacific Daylight Time
Printed: Thursday, September 20, 2018 15:27:55 Pacific Daylight Time

Method: Z:\Projects\PFAS.pro\MethDB\PFAS_FULL_80C_091918.mdb 20 Sep 2018 08:42:56
Calibration: Z:\Projects\PFAS.pro\CurveDB\C18_VAL-PFAS_Q4_09-18-18.cdb 19 Sep 2018 09:23:23

Name: 180919M1_77, Date: 20-Sep-2018, Time: 05:31:16, ID: B8I0033-BLK1 Method Blank 0.25, Description: Method Blank

PFBA

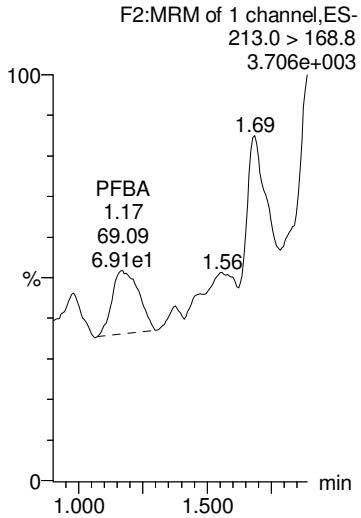

PFPeA

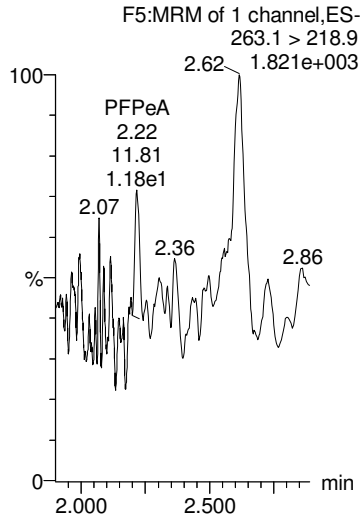

PFBS

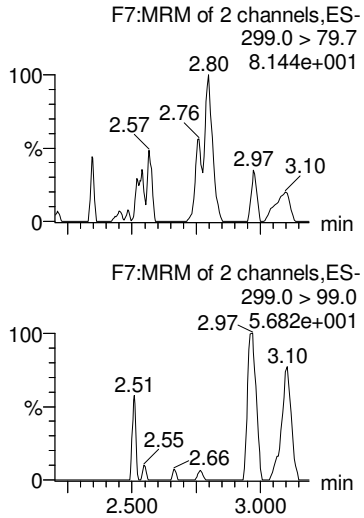

4:2 FTS

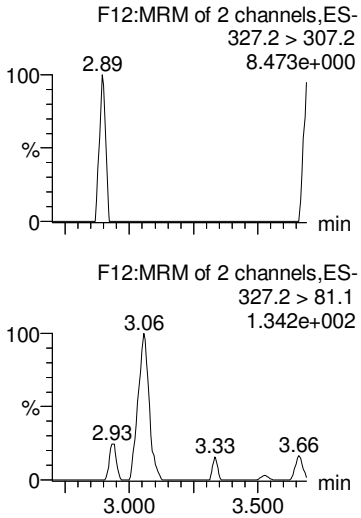

PFHxA

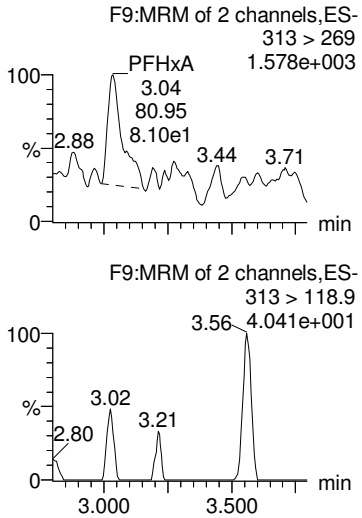

13C3-PFBA

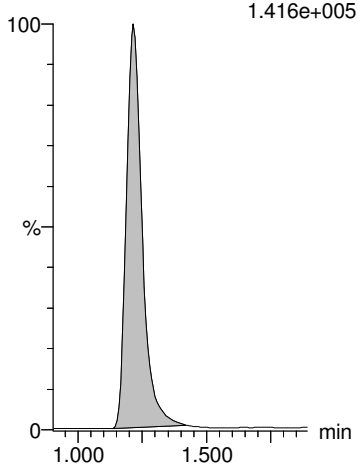

13C3-PFPeA

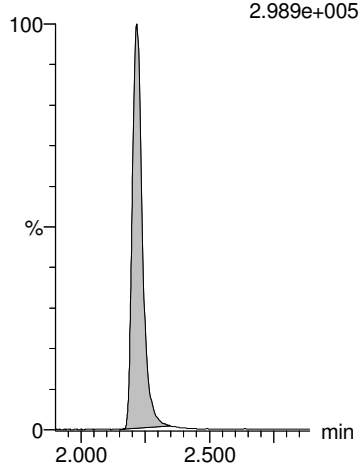

13C3-PFBS

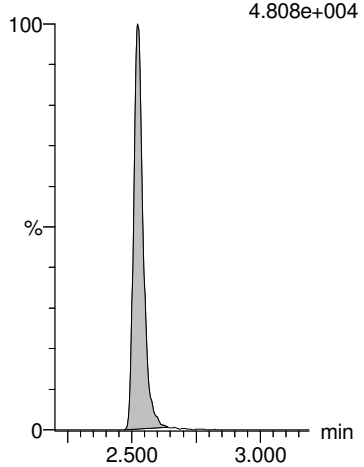

13C2-4:2 FTS

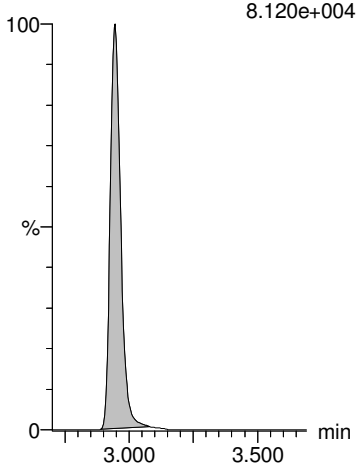

13C2-PFHxA

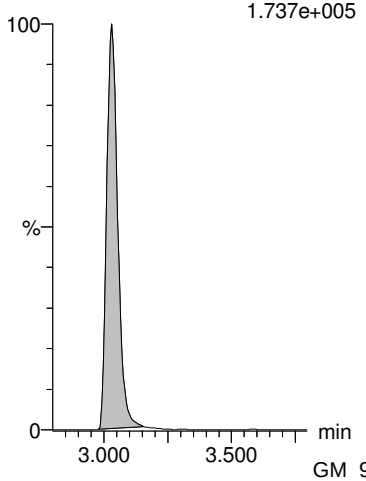

GM 9/20/2018

Dataset: Z:\Projects\PFAS.PRO\Results\180919M1\180919M1-77.qld

MMM 9/21/2018

Last Altered: Thursday, September 20, 2018 15:27:38 Pacific Daylight Time
Printed: Thursday, September 20, 2018 15:27:55 Pacific Daylight Time

Name: 180919M1_77, Date: 20-Sep-2018, Time: 05:31:16, ID: B8I0033-BLK1 Method Blank 0.25, Description: Method Blank

PFHpA

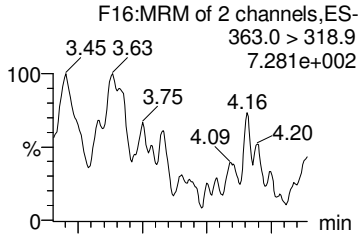

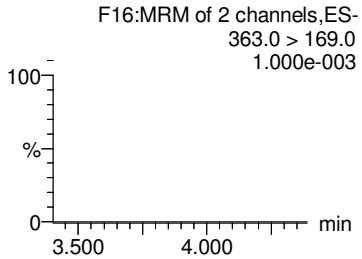

PFPeS

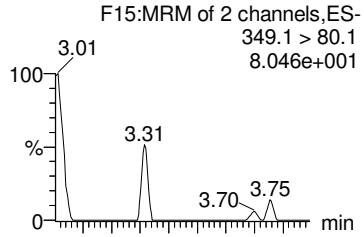

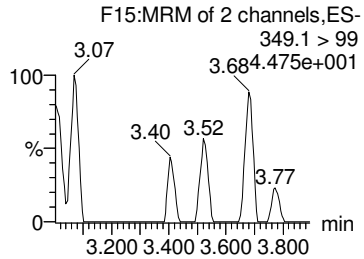

L-PFHxS

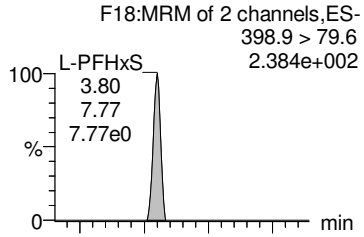

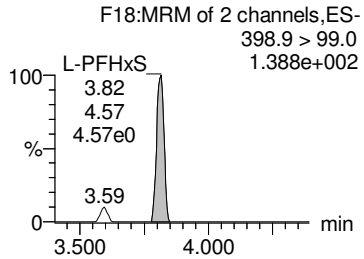

Br-PFHxS

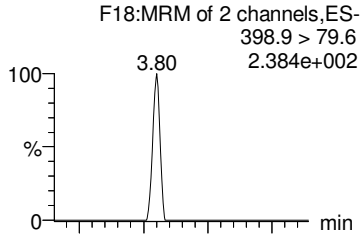

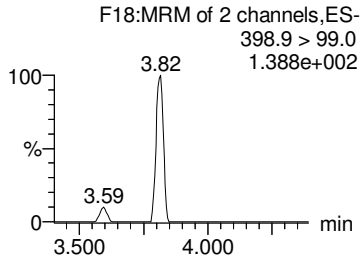

Total PFHxS

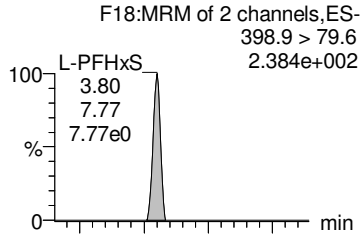

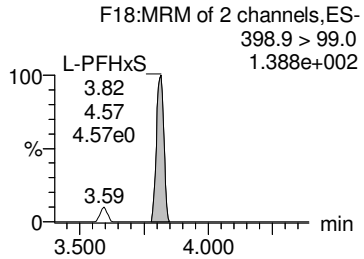

13C4-PFHpA

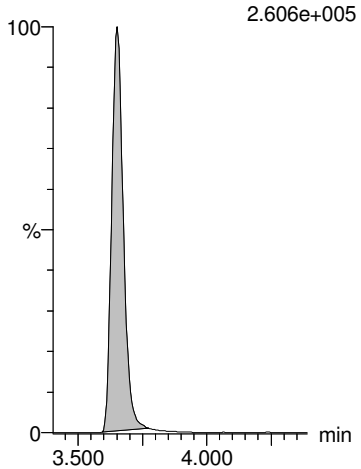

13C3-PFBS

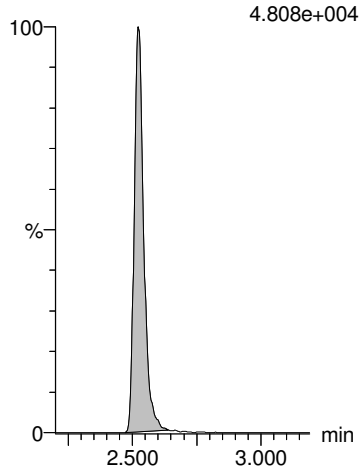

18O2-PFHxS

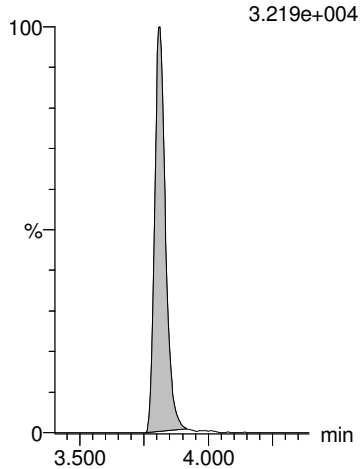

18O2-PFHxS

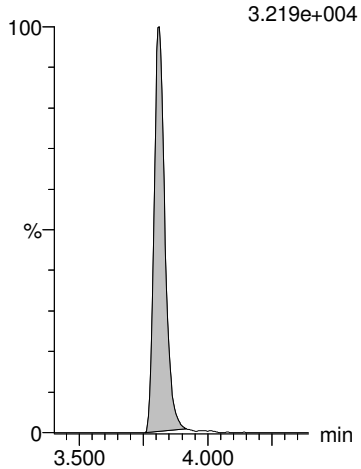

18O2-PFHxS

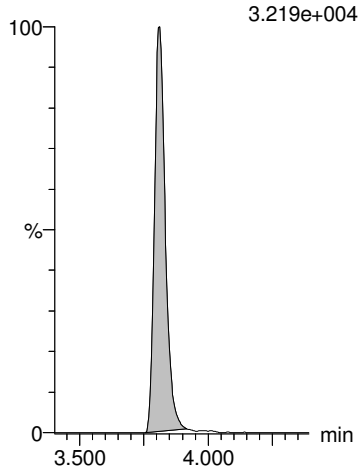

GM 9/20/2018

Dataset: Z:\Projects\PFAS.PRO\Results\180919M1\180919M1-77.qld

MMM 9/21/2018

Last Altered: Thursday, September 20, 2018 15:27:38 Pacific Daylight Time
Printed: Thursday, September 20, 2018 15:27:55 Pacific Daylight Time

Name: 180919M1_77, Date: 20-Sep-2018, Time: 05:31:16, ID: B8I0033-BLK1 Method Blank 0.25, Description: Method Blank

6:2 FTS

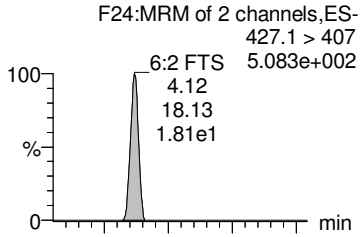

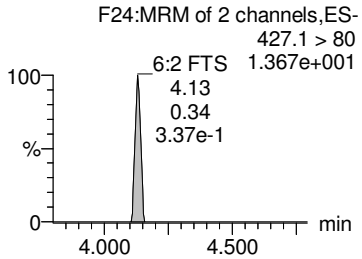

PFHpS

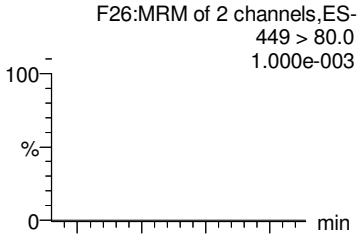

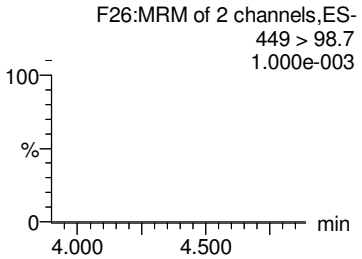

L-PFOA

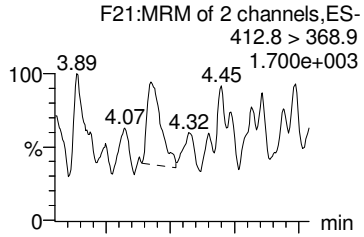

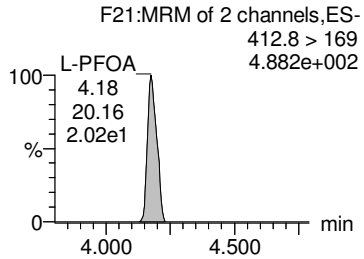

Br-PFOA

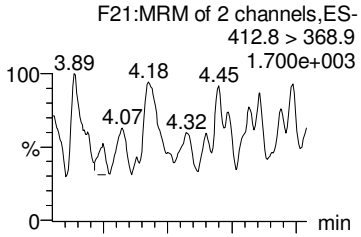

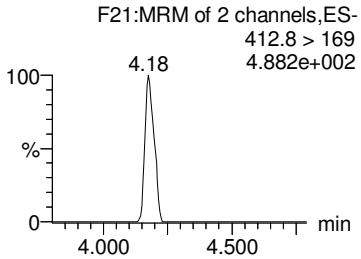

Total PFOA

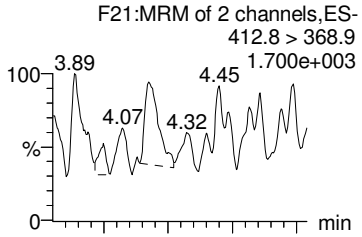

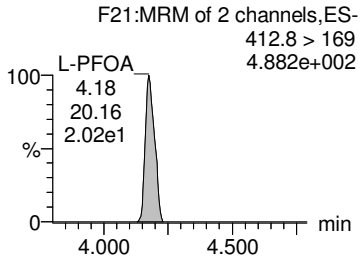

13C2-6:2 FTS

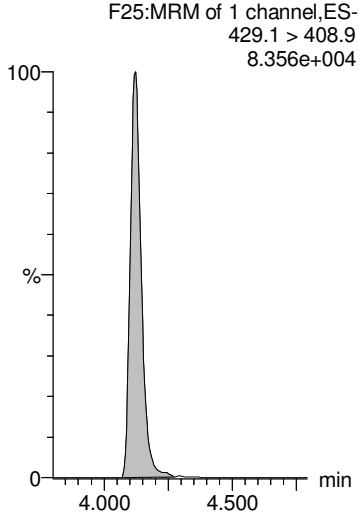

13C2-PFOA

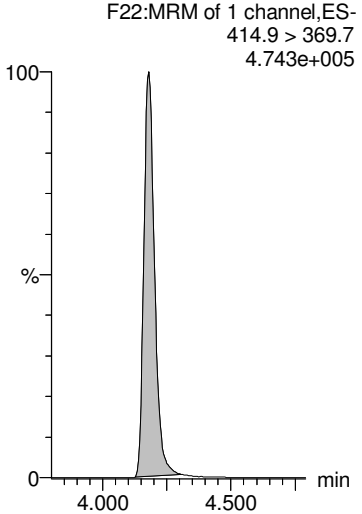

13C2-PFOA

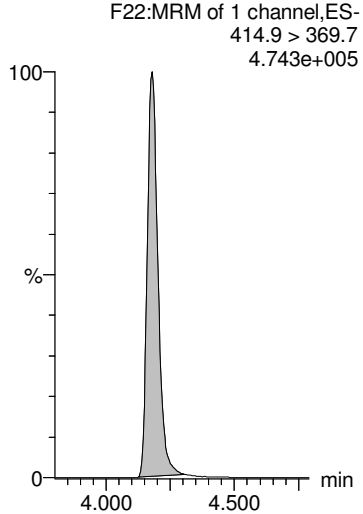

13C2-PFOA

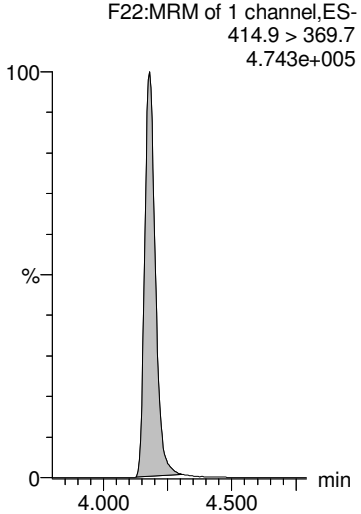

13C2-PFOA

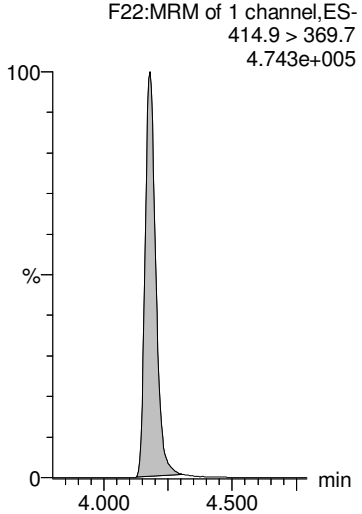

GM 9/20/2018

Dataset: Z:\Projects\PFAS.PRO\Results\180919M1\180919M1-77.qld

MMM 9/21/2018

Last Altered: Thursday, September 20, 2018 15:27:38 Pacific Daylight Time
Printed: Thursday, September 20, 2018 15:27:55 Pacific Daylight Time

Name: 180919M1_77, Date: 20-Sep-2018, Time: 05:31:16, ID: B8I0033-BLK1 Method Blank 0.25, Description: Method Blank

PFNA

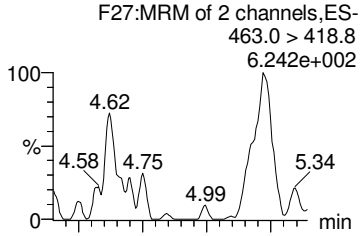

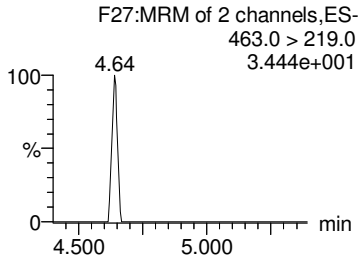

PFOSA

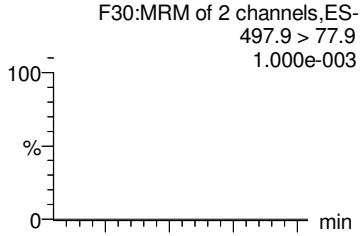

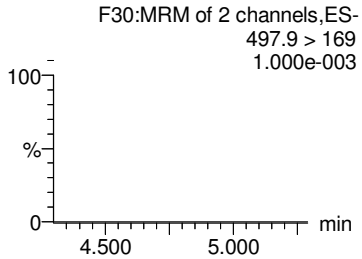

L-PFOS

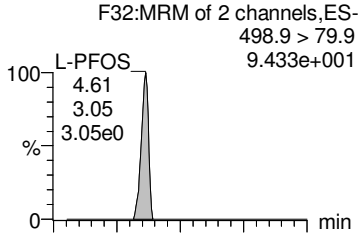

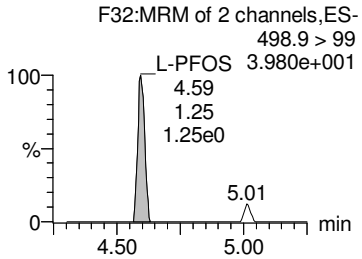

Br-PFOS

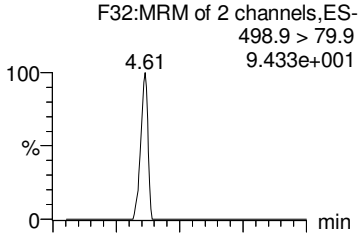

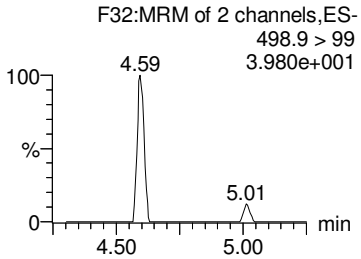

Total PFOS

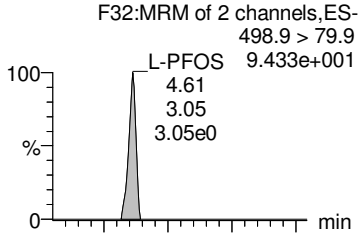

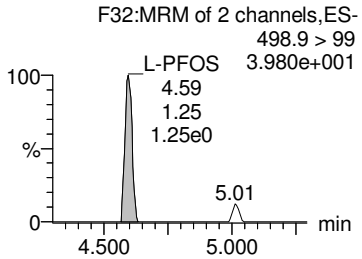

13C5-PFNA

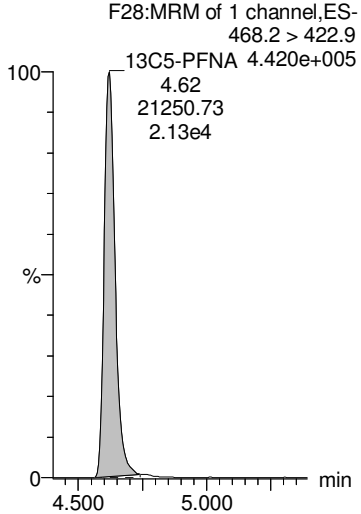

13C8-PFOSA

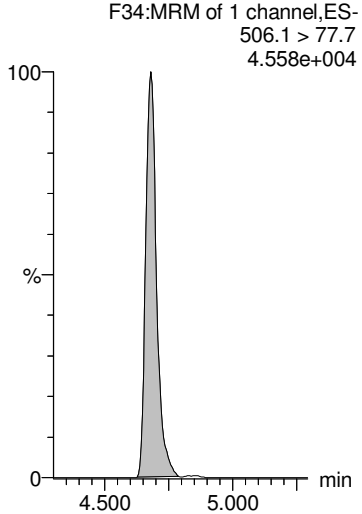

13C8-PFOS

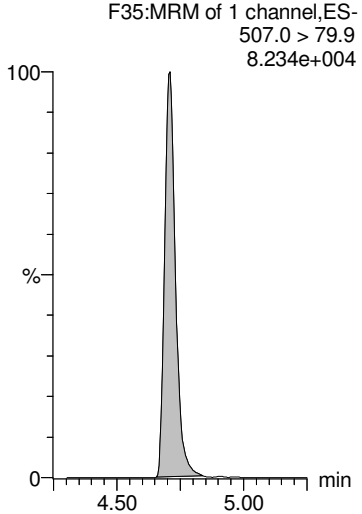

13C8-PFOS

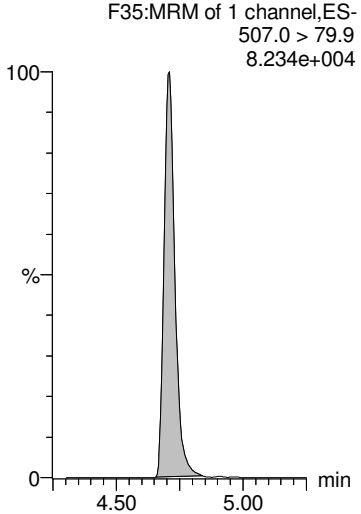

13C8-PFOS

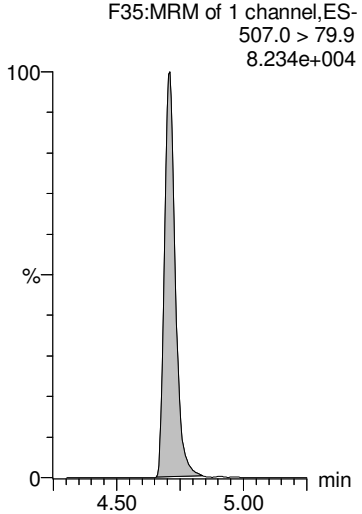

GM 9/20/2018

Dataset: Z:\Projects\PFAS.PRO\Results\180919M1\180919M1-77.qld

MMM 9/21/2018

Last Altered: Thursday, September 20, 2018 15:27:38 Pacific Daylight Time
Printed: Thursday, September 20, 2018 15:27:55 Pacific Daylight Time

Name: 180919M1_77, Date: 20-Sep-2018, Time: 05:31:16, ID: B8I0033-BLK1 Method Blank 0.25, Description: Method Blank

PFDA

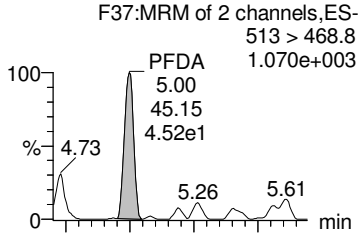

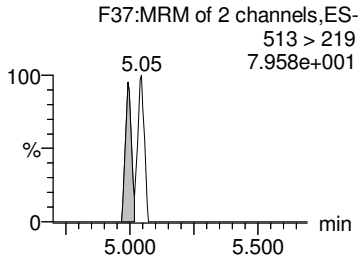

8:2 FTS

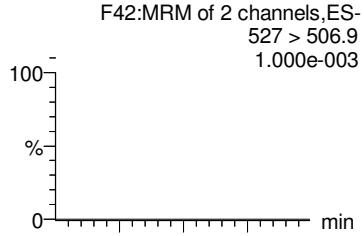

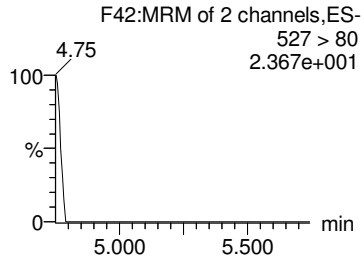

PFNS

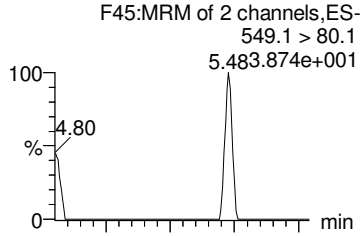

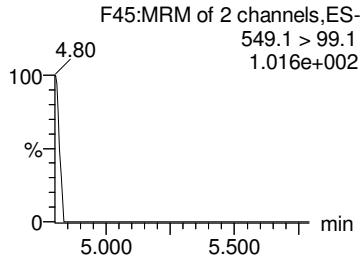

PFDS

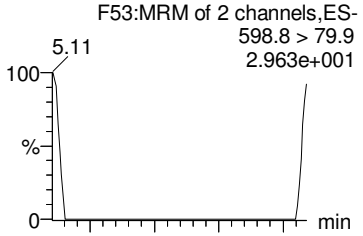

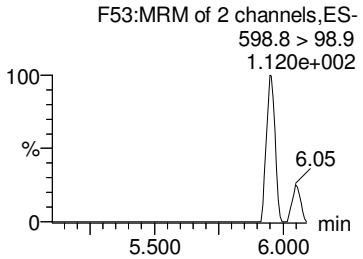

PFUdA

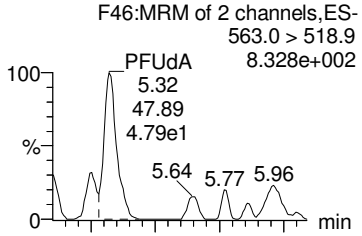

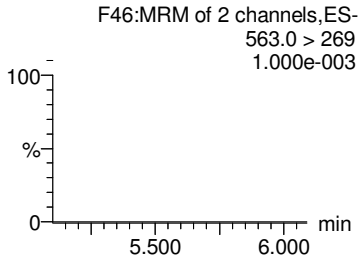

13C2-PFDA

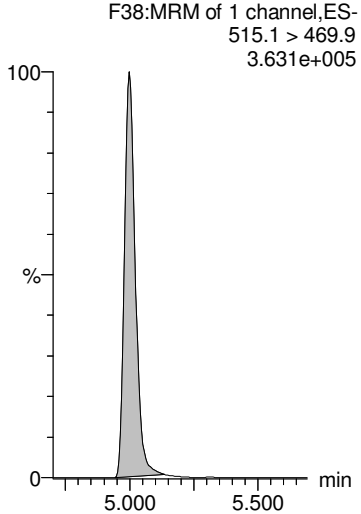

13C2-8:2 FTS

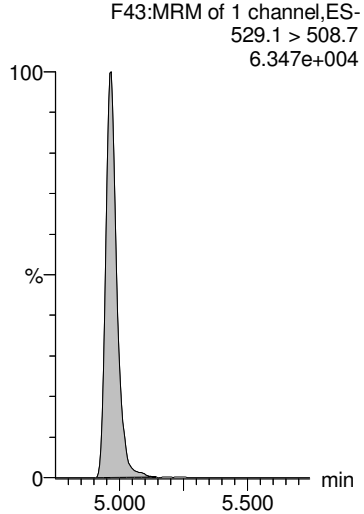

13C8-PFOS

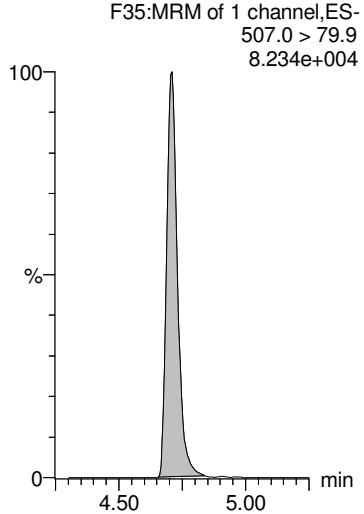

13C8-PFOS

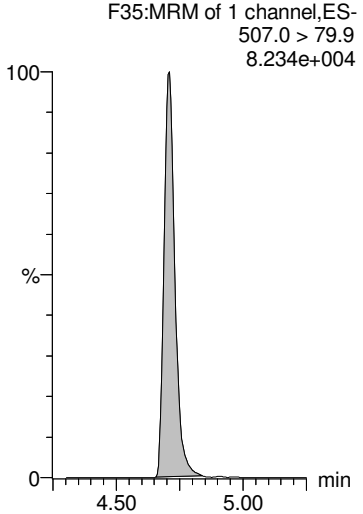

13C2-PFUdA

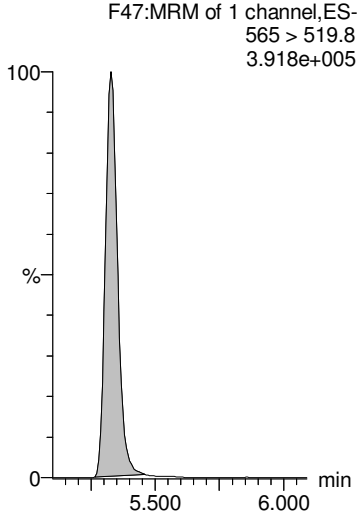

GM 9/20/2018

Dataset: Z:\Projects\PFAS.PRO\Results\180919M1\180919M1-77.qld

MMM 9/21/2018

Last Altered: Thursday, September 20, 2018 15:27:38 Pacific Daylight Time
Printed: Thursday, September 20, 2018 15:27:55 Pacific Daylight Time

Name: 180919M1_77, Date: 20-Sep-2018, Time: 05:31:16, ID: B8I0033-BLK1 Method Blank 0.25, Description: Method Blank

L-MeFOSAA

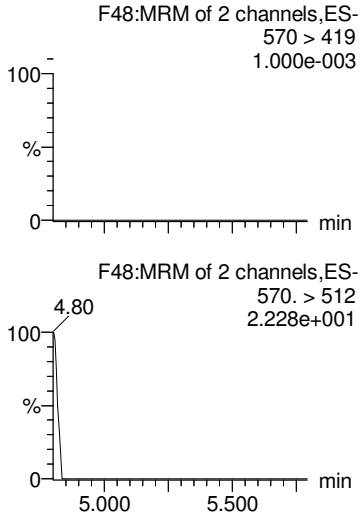

Br-MeFOSAA

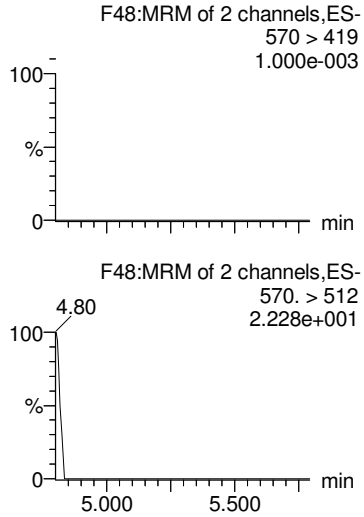

Total N-MeFOSAA

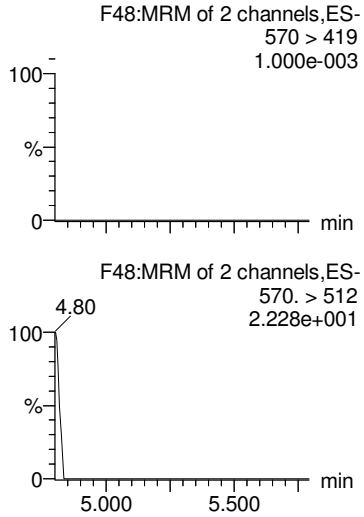

PFTrDA

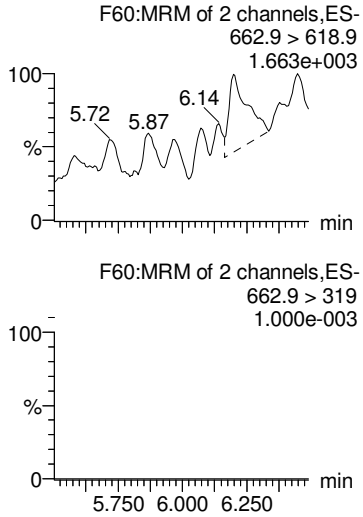

PFTeDA

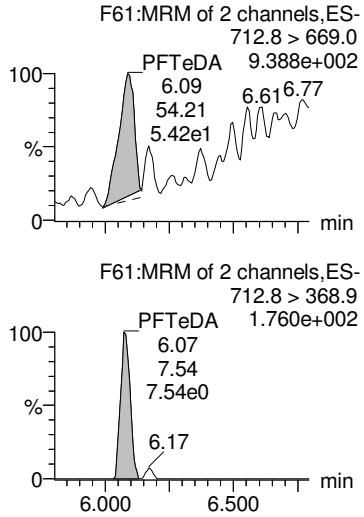

d3-N-MeFOSAA

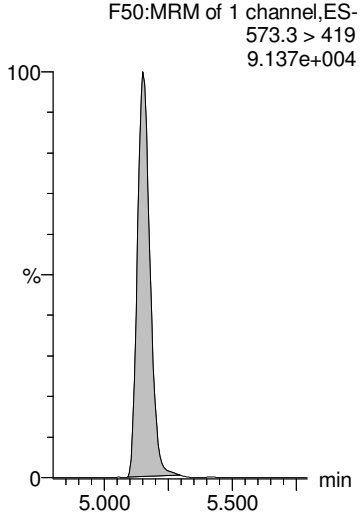

d3-N-MeFOSAA

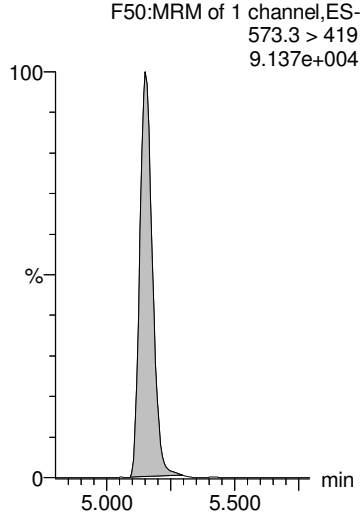

d3-N-MeFOSAA

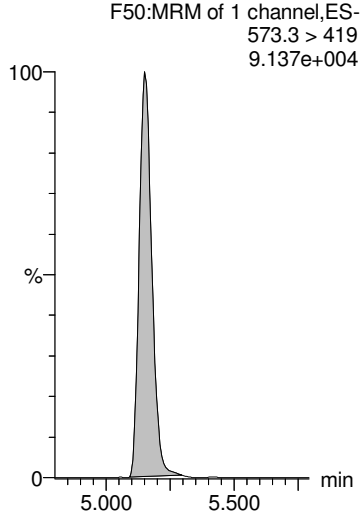

13C2-PFDoA

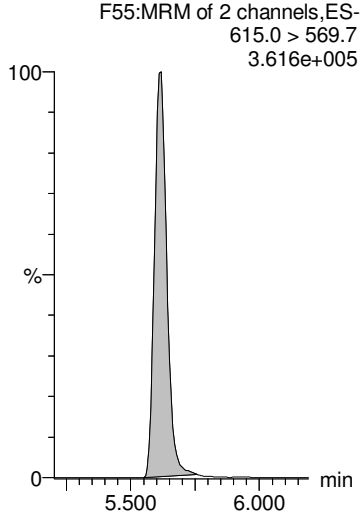

13C2-PFTeDA

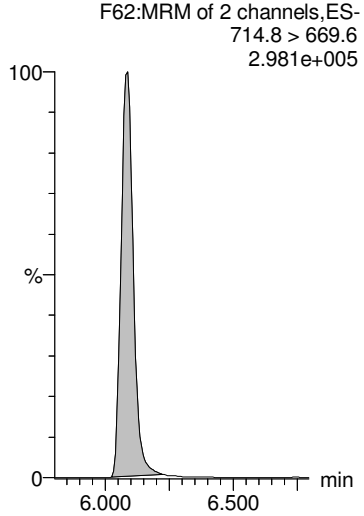

GM 9/20/2018

Dataset: Z:\Projects\PFAS.PRO\Results\180919M1\180919M1-77.qld

MMM 9/21/2018

Last Altered: Thursday, September 20, 2018 15:27:38 Pacific Daylight Time
Printed: Thursday, September 20, 2018 15:27:55 Pacific Daylight Time

Name: 180919M1_77, Date: 20-Sep-2018, Time: 05:31:16, ID: B8I0033-BLK1 Method Blank 0.25, Description: Method Blank

L-EtFOSAA

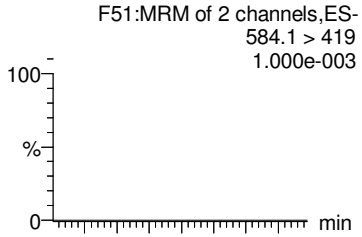

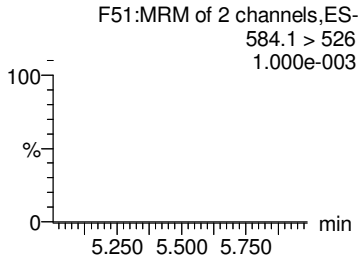

Br-ETFOSAA

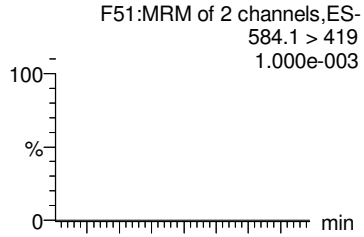

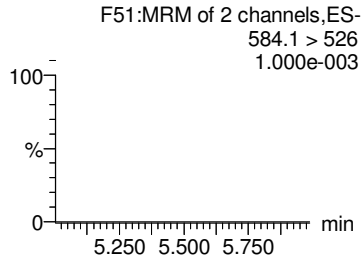

Total N-EtFOSAA

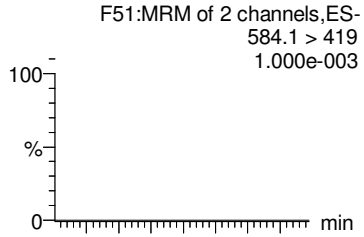

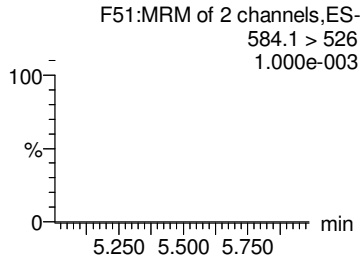

PFDoA

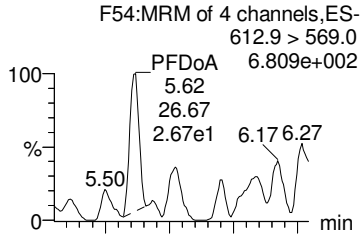

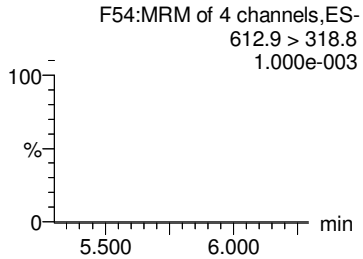

TCDA

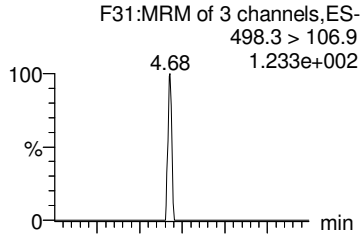

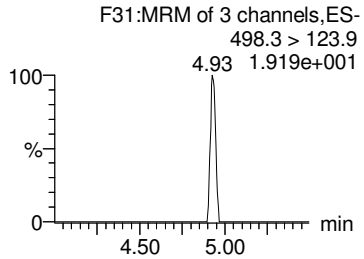

d5-N-EtFOSAA

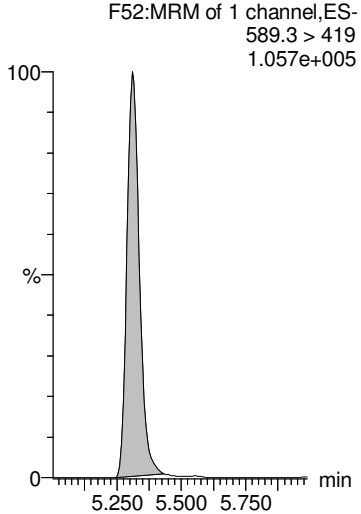

d5-N-EtFOSAA

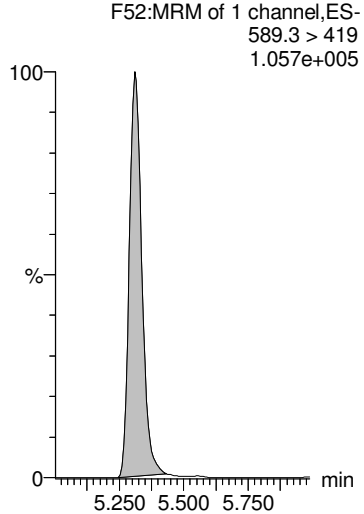

d5-N-EtFOSAA

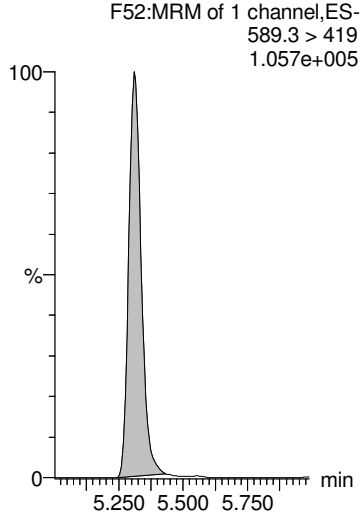

13C2-PFDoA

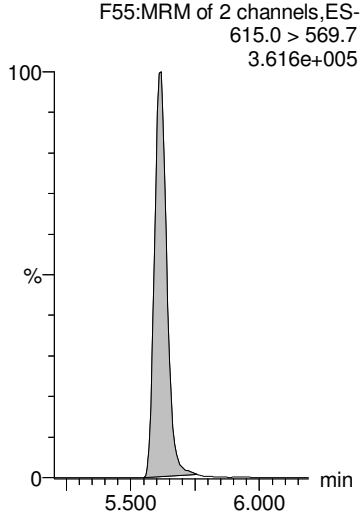

13C8-PFOS

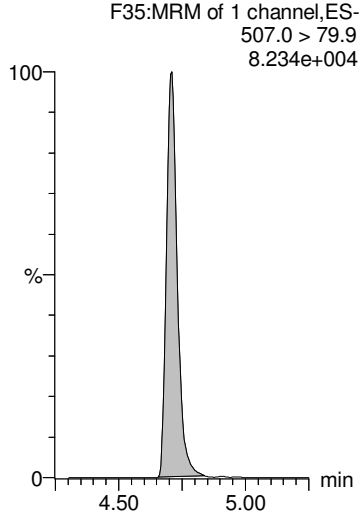

GM 9/20/2018

Dataset: Z:\Projects\PFAS.PRO\Results\180919M1\180919M1-77.qld

MMM 9/21/2018

Last Altered: Thursday, September 20, 2018 15:27:38 Pacific Daylight Time
Printed: Thursday, September 20, 2018 15:27:55 Pacific Daylight Time

Name: 180919M1_77, Date: 20-Sep-2018, Time: 05:31:16, ID: B8I0033-BLK1 Method Blank 0.25, Description: Method Blank

13C4-PFBA

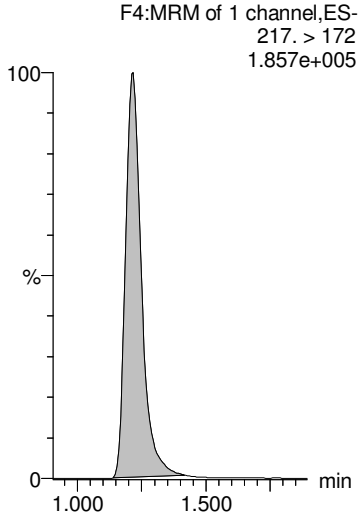

13C5-PFHxA

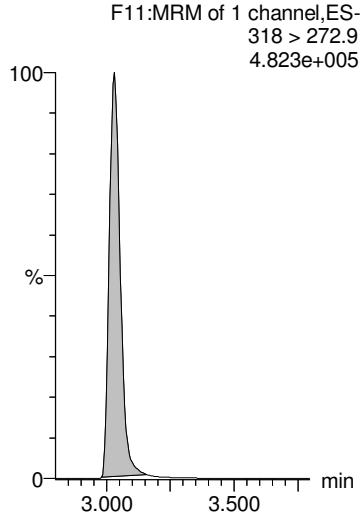

13C3-PFHxS

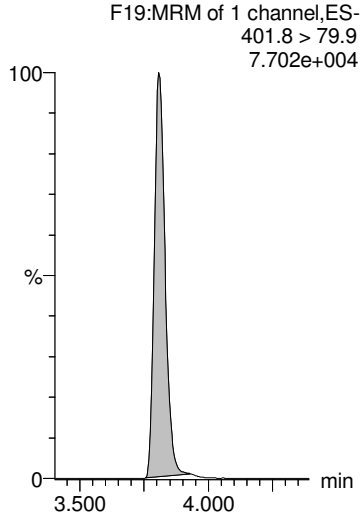

13C8-PFOA

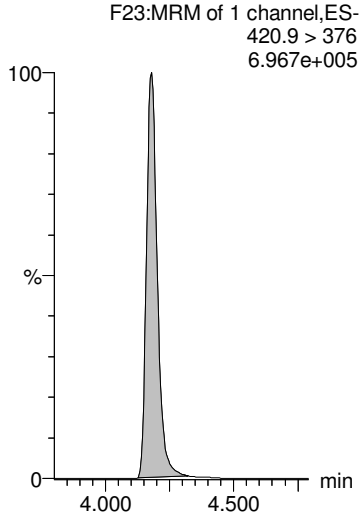

13C9-PFNA

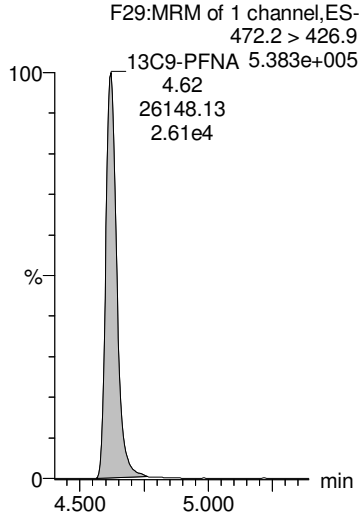

13C4-PFOS

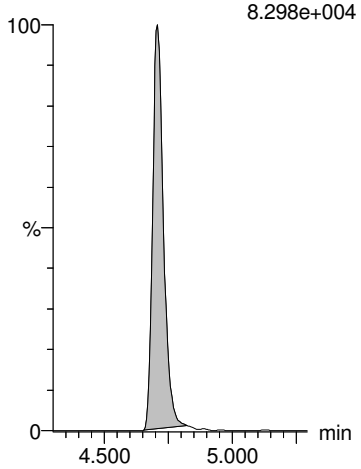

13C6-PFDA

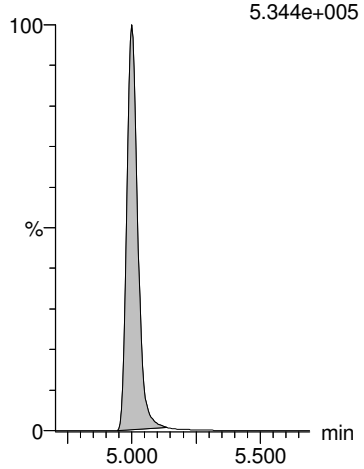

13C7-PFUdA

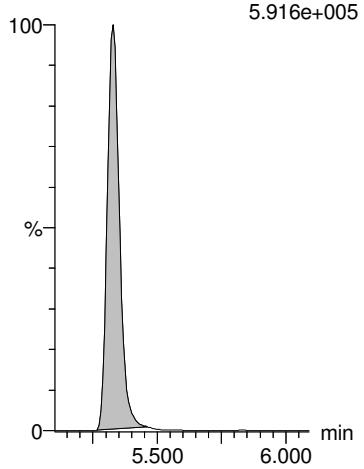

GM 9/20/2018

MMM 9/21/2018

Dataset: Z:\Projects\PFAS.PRO\Results\180919M1\180919M1-78.qld

Last Altered: Thursday, September 20, 2018 15:46:45 Pacific Daylight Time
Printed: Thursday, September 20, 2018 15:47:13 Pacific Daylight Time

Name: 180919M1_78, Date: 20-Sep-2018, Time: 05:41:54, ID: B8I0033-BS1 OPR 0.25, Description: OPR

	#	Name	Trace	Area	IS Area	wt/vol	RRF	RT	Response	Conc.	%Rec	Ion Ratio	Ratio Out?	
1	1	PFBA	213.0 > 168.8	1.07e4	1.12e4	0.250	1.19	1.21	11.9	41.6032	104.0			
2	2	PFPeA	263.1 > 218.9	1.23e4	1.47e4	0.250	1.04	2.22	10.4	42.5654	106.4			
3	3	PFBS	299.0 > 79.7	3.81e3	2.49e3	0.250	1.92	2.52	19.2	40.0238	100.1	2.83	NO	
4	4	4:2 FTS	327.2>307.2	4.15e3	4.61e3	0.250	1.13	2.94	11.3	44.2514	110.6	1.79	NO	
5	5	PFHxA	313 > 269	2.00e4	1.01e4	0.250	0.992	3.03	9.92	40.1604	100.4	14.2	NO	
6	36	13C3-PFBA	216.1 > 171.8	1.12e4	1.45e4	0.250	0.776	1.22	9.70	51.6453	103.3			
7	37	13C3-PFPeA	266. > 221.8	1.47e4	2.62e4	0.250	0.563	2.21	7.04	49.9974	100.0			
8	38	13C3-PFBS	302. > 98.8	2.49e3	4.46e3	0.250	0.557	2.52	6.96	55.4171	110.8			
9	39	13C2-4:2 FTS	329.2>308.9	4.61e3	4.46e3	0.250	1.03	2.94	12.9	47.3379	94.7			
10	40	13C2-PFHxA	315 > 270	1.01e4	2.62e4	0.250	0.965	3.03	4.83	20.4615	102.3			
11	-1													
12	6	PFPeS	349.1>80.1	3.13e3	2.49e3	0.250	1.58	3.24	15.8	40.9418	102.4	1.47	NO	
13	7	PFHpA	363.0 > 318.9	1.57e4	1.59e4	0.250	1.23	3.65	12.3	40.6506	101.6	15.2	NO	
14	8	L-PFHxS	398.9 > 79.6	2.92e3	1.96e3	0.250	1.86	3.81	18.6	38.5518	96.4	1.52	NO	
15	68	Total PFHxS	398.9 > 79.6	2.92e3	1.96e3	0.250			18.6	38.5518				
16	10	6:2 FTS	427.1 > 407	5.60e3	5.06e3	0.250	1.38	4.12	13.8	45.6738	114.2	3.13	NO	
17	38	13C3-PFBS	302. > 98.8	2.49e3	4.46e3	0.250	0.557	2.52	6.96	55.4171	110.8			
18	41	13C4-PFHpA	367.2 > 321.8	1.59e4	2.62e4	0.250	0.608	3.65	7.60	53.8913	107.8			
19	42	18O2-PFHxS	403.0 > 102.6	1.96e3	4.46e3	0.250	0.439	3.81	5.49	54.9755	110.0			
20	42	18O2-PFHxS	403.0 > 102.6	1.96e3	4.46e3	0.250	0.439	3.81	5.49	54.9755	110.0			
21	43	13C2-6:2 FTS	429.1 > 408.9	5.06e3	4.75e3	0.250	1.06	4.12	13.3	45.8317	91.7			
22	-1													
23	11	L-PFOA	412.8 > 368.9	3.13e4	2.61e4	0.250	1.50	4.18	15.0	41.7320	104.3	3.71	NO	
24	69	Total PFOA	412.8 > 368.9	3.13e4	2.61e4	0.250			15.0	41.7320				
25	13	PFHpS	449 > 80.0	3.79e3	5.16e3	0.250	0.918	4.30	9.18	41.8159	104.5	1.88	NO	
26	16	L-PFOS	498.9 > 79.9	4.25e3	5.16e3	0.250	1.03	4.71	10.3	41.2751	103.2	2.04	NO	
27	70	Total PFOS	498.9 > 79.9	4.25e3	5.16e3	0.250			10.3	41.2751				
28	44	13C2-PFOA	414.9 > 369.7	2.61e4	3.68e4	0.250	0.708	4.18	8.86	50.4875	101.0			
29	44	13C2-PFOA	414.9 > 369.7	2.61e4	3.68e4	0.250	0.708	4.18	8.86	50.4875	101.0			
30	47	13C8-PFOS	507.0 > 79.9	5.16e3	4.75e3	0.250	1.09	4.71	13.6	51.8568	103.7			
31	47	13C8-PFOS	507.0 > 79.9	5.16e3	4.75e3	0.250	1.09	4.71	13.6	51.8568	103.7			
32	47	13C8-PFOS	507.0 > 79.9	5.16e3	4.75e3	0.250	1.09	4.71	13.6	51.8568	103.7			
33	-1													
34	14	PFNA	463.0 > 418.8	2.42e4	2.47e4	0.250	1.22	4.62	12.2	42.7320	106.8	4.56	NO	
35	15	PFOSA	497.9 > 77.9	2.36e3	2.48e3	0.250	1.19	4.68	11.9	43.7410	109.4	27.9	YES	GM 9/20/2018
36	18	PFDA	513 > 468.8	2.23e4	2.16e4	0.250	1.29	5.00	12.9	40.4977	101.2	5.67	NO	

MMM 9/21/2018

Dataset: Z:\Projects\PFAS.PRO\Results\180919M1\180919M1-78.qld

Last Altered: Thursday, September 20, 2018 15:46:45 Pacific Daylight Time
Printed: Thursday, September 20, 2018 15:47:13 Pacific Daylight Time

Name: 180919M1_78, Date: 20-Sep-2018, Time: 05:41:54, ID: B8I0033-BS1 OPR 0.25, Description: OPR

	#	Name	Trace	Area	IS Area	wt/vol	RRF	RT	Response	Conc.	%Rec	Ion Ratio	Ratio Out?
37	19	8:2 FTS	527 > 506.9	4.92e3	4.09e3	0.250	1.50	4.97	15.0	40.1527	100.4	2.46	NO
38	20	PFNS	549.1 > 80.1	2.94e3	5.16e3	0.250	0.712	5.06	7.12	39.1990	98.0	1.58	NO
39	45	13C5-PFNA	468.2 > 422.9	2.47e4	2.85e4	0.250	0.865	4.62	10.8	44.7843	89.6		
40	46	13C8-PFOSA	506.1 > 77.7	2.48e3	3.72e4	0.250	0.0668	4.68	0.835	20.0646	40.1		
41	48	13C2-PFDA	515.1 > 469.9	2.16e4	3.14e4	0.250	0.688	5.00	8.60	37.3672	74.7		
42	49	13C2-8:2 FTS	529.1 > 508.7	4.09e3	4.75e3	0.250	0.862	4.97	10.8	47.6249	95.2		
43	47	13C8-PFOS	507.0 > 79.9	5.16e3	4.75e3	0.250	1.09	4.71	13.6	51.8568	103.7		
44	-1												
45	21	L-MeFOSAA	570 > 419	7.26e3	6.44e3	0.250	1.41	5.16	14.1	39.9664	99.9	2.44	NO
46	71	Total N-MeFOSAA	570. > 419	7.26e3	6.44e3	0.250			14.1	39.9664			
47	23	L-EtFOSAA	584.1 > 419	6.29e3	7.51e3	0.250	1.05	5.32	10.5	39.9392	99.8	1.33	NO
48	72	Total N-EtFOSAA	584.1 > 419	6.29e3	7.51e3	0.250			10.5	39.9392			
49	25	PFUdA	563.0 > 518.9	2.14e4	2.71e4	0.250	0.987	5.33	9.87	40.4421	101.1	10.7	NO
50	50	d3-N-MeFOSAA	573.3 > 419	6.44e3	3.72e4	0.250	0.173	5.15	2.16	37.6247	75.2		
51	50	d3-N-MeFOSAA	573.3 > 419	6.44e3	3.72e4	0.250	0.173	5.15	2.16	37.6247	75.2		
52	52	d5-N-EtFOSAA	589.3 > 419	7.51e3	3.72e4	0.250	0.202	5.31	2.52	39.4395	78.9		
53	52	d5-N-EtFOSAA	589.3 > 419	7.51e3	3.72e4	0.250	0.202	5.31	2.52	39.4395	78.9		
54	51	13C2-PFUdA	565 > 519.8	2.71e4	3.72e4	0.250	0.728	5.33	9.10	37.3242	74.6		
55	-1												
56	26	PFDS	598.8 > 79.9	4.14e3	5.16e3	0.250	1.00	5.38	10.0	39.4492	98.6	1.75	NO
57	27	PFDoA	612.9 > 569.0	2.84e4	2.62e4	0.250	1.35	5.62	13.5	43.3964	108.5	9.71	NO
58	29	PFTrDA	662.9 > 618.9	3.04e4	2.62e4	0.250	1.45	5.87	14.5	44.2644	110.7	29.6	NO
59	30	PFTeDA	712.8 > 669.0	3.02e4	2.08e4	0.250	1.82	6.09	18.2	41.6005	104.0	13.1	NO
60	73	TCDA	498.3>106.9			0.250							
61	47	13C8-PFOS	507.0 > 79.9	5.16e3	4.75e3	0.250	1.09	4.71	13.6	51.8568	103.7		
62	53	13C2-PFDoA	615.0 > 569.7	2.62e4	3.14e4	0.250	0.834	5.62	10.4	37.8524	75.7		
63	53	13C2-PFDoA	615.0 > 569.7	2.62e4	3.14e4	0.250	0.834	5.62	10.4	37.8524	75.7		
64	55	13C2-PFTeDA	714.8 > 669.6	2.08e4	3.72e4	0.250	0.559	6.09	6.98	43.9301	87.9		
65	47	13C8-PFOS	507.0 > 79.9	5.16e3	4.75e3	0.250	1.09	4.71	13.6	51.8568	103.7		
66	-1												
67	61	13C5-PFHxA	318 > 272.9	2.62e4	2.62e4	0.250	1.00	3.03	12.5	50.0000	100.0		
68	60	13C4-PFBA	217. > 172	1.45e4	1.45e4	0.250	1.00	1.22	12.5	50.0000	100.0		
69	62	13C3-PFHxS	401.8 > 79.9	4.46e3	4.46e3	0.250	1.00	3.81	12.5	50.0000	100.0		
70	63	13C8-PFOA	420.9 > 376	3.68e4	3.68e4	0.250	1.00	4.18	12.5	50.0000	100.0		
71	64	13C9-PFNA	472.2 > 426.9	2.85e4	2.85e4	0.250	1.00	4.62	12.5	50.0000	100.0		
72	65	13C4-PFOS	503 > 79.9	4.75e3	4.75e3	0.250	1.00	4.71	12.5	50.0000	100.0		

GM 9/20/2018

MMM 9/21/2018

Dataset: Z:\Projects\PFAS.PRO\Results\180919M1\180919M1-78.qld

Last Altered: Thursday, September 20, 2018 15:46:45 Pacific Daylight Time
Printed: Thursday, September 20, 2018 15:47:13 Pacific Daylight Time

Name: 180919M1_78, Date: 20-Sep-2018, Time: 05:41:54, ID: B8I0033-BS1 OPR 0.25, Description: OPR

	#	Name	Trace	Area	IS Area	wt/vol	RRF	RT	Response	Conc.	%Rec	Ion Ratio	Ratio Out?
73	66	13C6-PFDA	519.1 > 473.7	3.14e4	3.14e4	0.250	1.00	5.00	12.5	50.0000	100.0		
74	67	13C7-PFUdA	570.1 > 524.8	3.72e4	3.72e4	0.250	1.00	5.33	12.5	50.0000	100.0		

GM 9/20/2018

Vista Analytical Laboratory

MMM 9/21/2018

Dataset: Z:\Projects\PFAS.PRO\Results\180919M1\180919M1-78.qld

Last Altered: Thursday, September 20, 2018 15:46:45 Pacific Daylight Time
Printed: Thursday, September 20, 2018 15:47:13 Pacific Daylight Time

Method: Z:\Projects\PFAS.pro\MethDB\PFAS_FULL_80C_091918.mdb 20 Sep 2018 08:42:56
Calibration: Z:\Projects\PFAS.pro\CurveDB\C18_VAL-PFAS_Q4_09-18-18.cdb 19 Sep 2018 09:23:23

Name: 180919M1_78, Date: 20-Sep-2018, Time: 05:41:54, ID: B8I0033-BS1 OPR 0.25, Description: OPR

PFBA

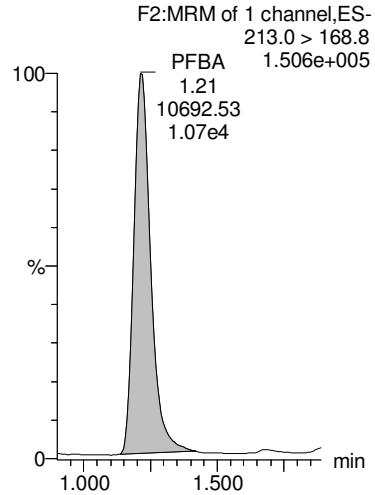

PFPeA

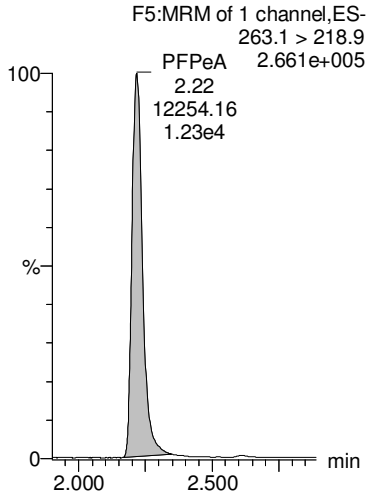

PFBS

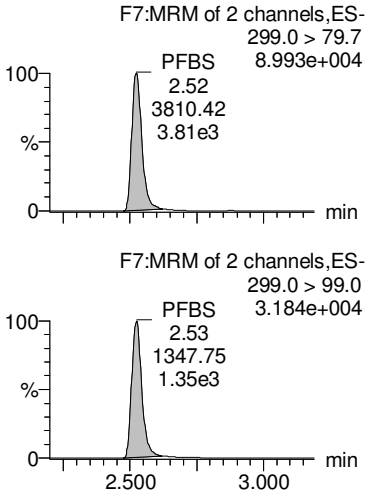

4:2 FTS

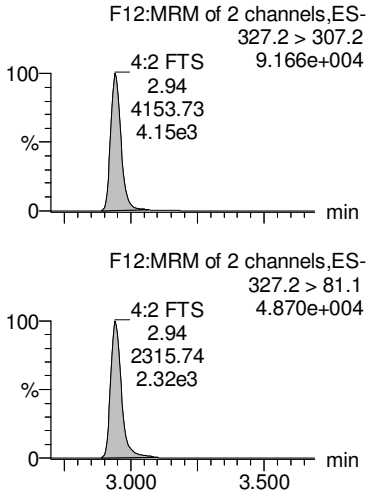

PFHxA

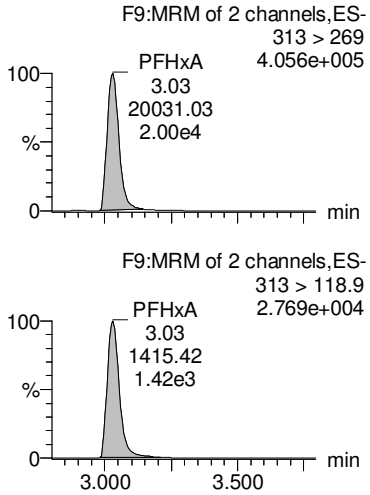

13C3-PFBA

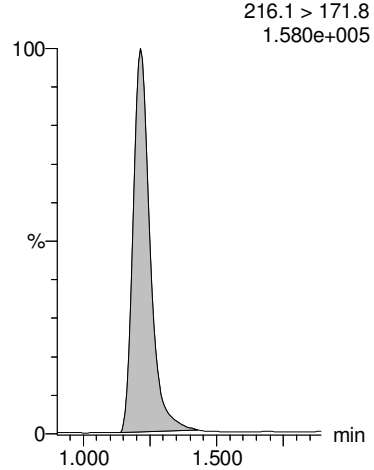

13C3-PFPeA

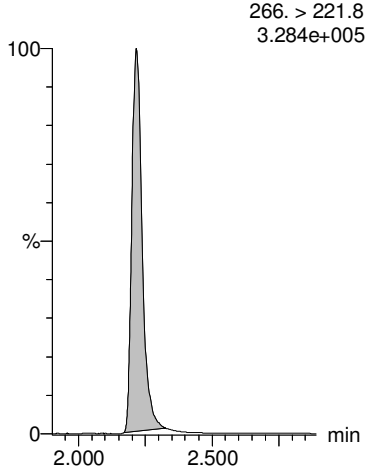

13C3-PFBS

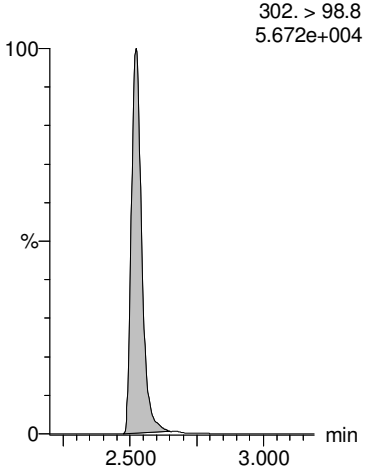

13C2-4:2 FTS

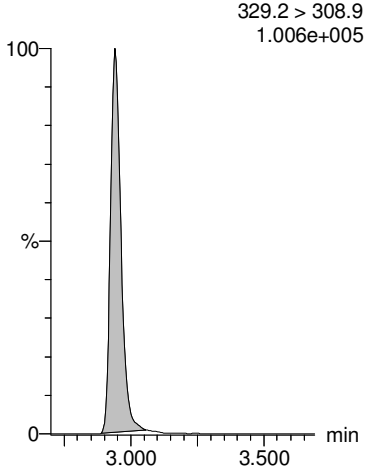

13C2-PFHxA

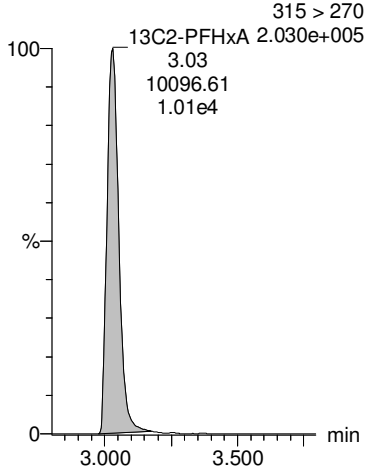

GM 9/20/2018

Vista Analytical Laboratory

MMM 9/21/2018

Dataset: Z:\Projects\PFAS.PRO\Results\180919M1\180919M1-78.qld

Last Altered: Thursday, September 20, 2018 15:46:45 Pacific Daylight Time
Printed: Thursday, September 20, 2018 15:47:13 Pacific Daylight Time

Name: 180919M1_78, Date: 20-Sep-2018, Time: 05:41:54, ID: B8I0033-BS1 OPR 0.25, Description: OPR

PFPeS

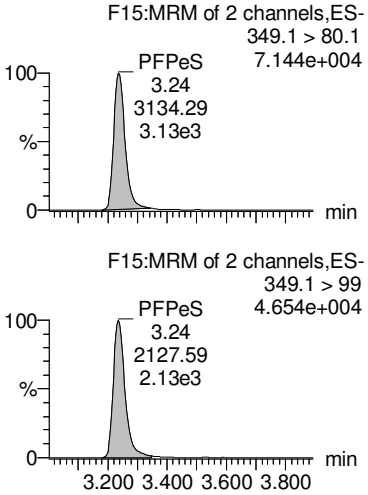

PFHpA

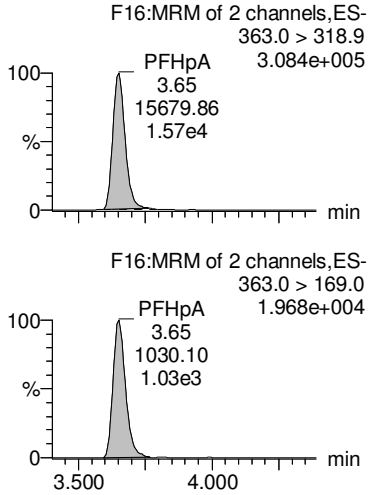

L-PFHxS

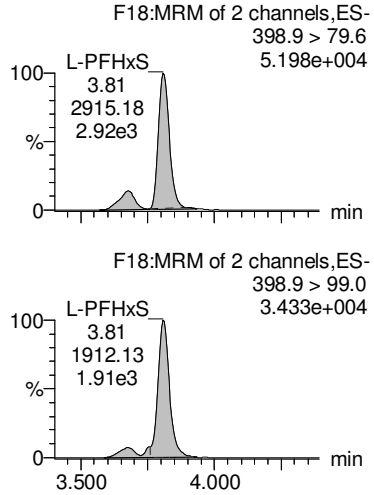

Total PFHxS

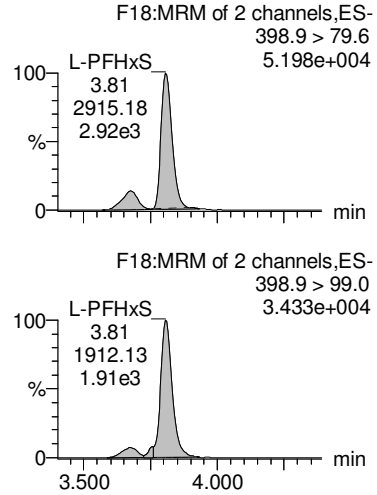

6:2 FTS

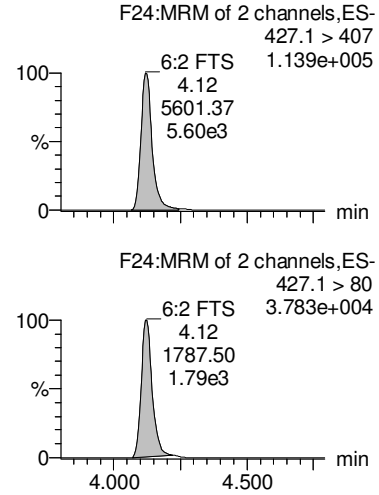

13C3-PFBS

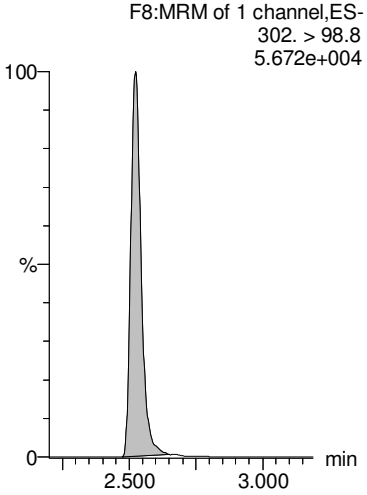

13C4-PFHpA

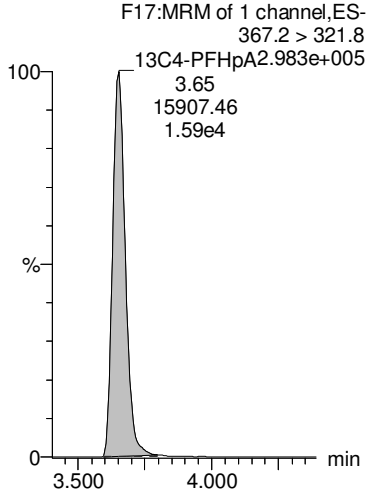

18O2-PFHxS

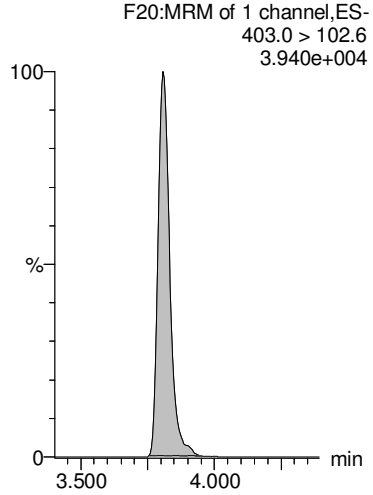

18O2-PFHxS

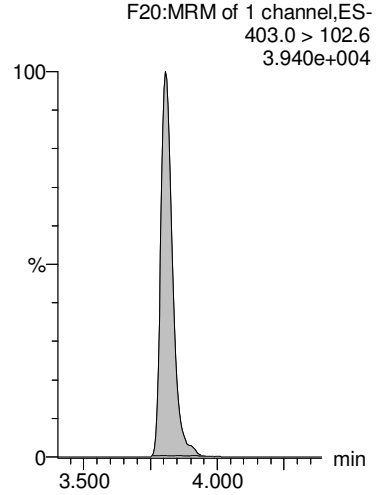

13C2-6:2 FTS

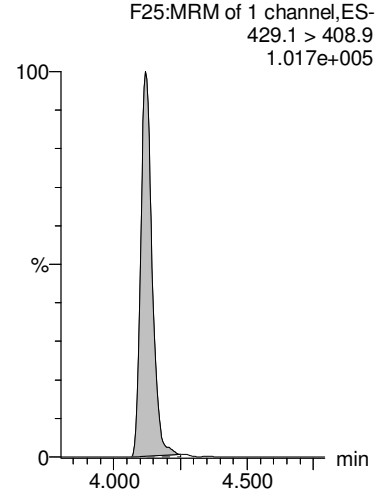

GM 9/20/2018

MMM 9/21/2018

Dataset: Z:\Projects\PFAS.PRO\Results\180919M1\180919M1-78.qld

Last Altered: Thursday, September 20, 2018 15:46:45 Pacific Daylight Time
Printed: Thursday, September 20, 2018 15:47:13 Pacific Daylight Time

Name: 180919M1_78, Date: 20-Sep-2018, Time: 05:41:54, ID: B8I0033-BS1 OPR 0.25, Description: OPR

L-PFOA

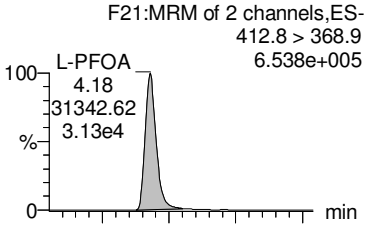

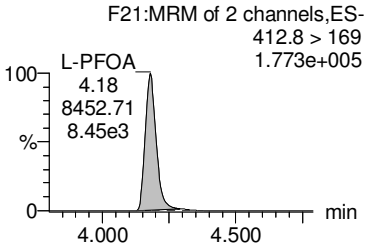

Total PFOA

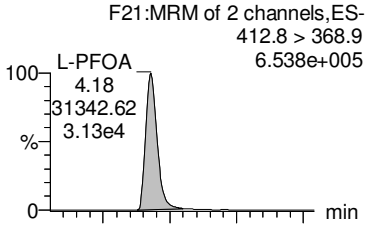

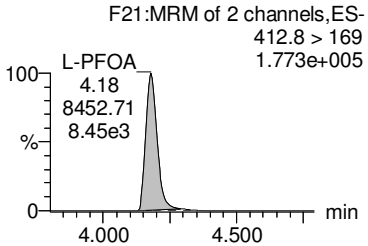

PFHpS

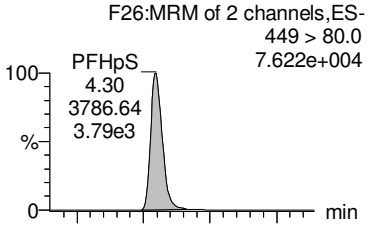

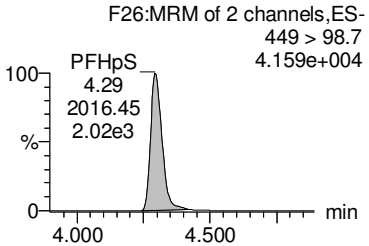

L-PFOS

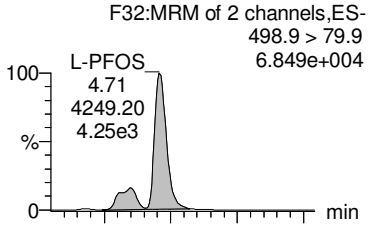

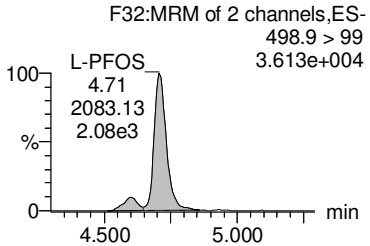

Total PFOS

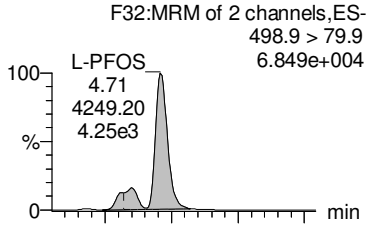

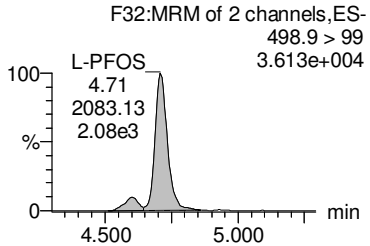

13C2-PFOA

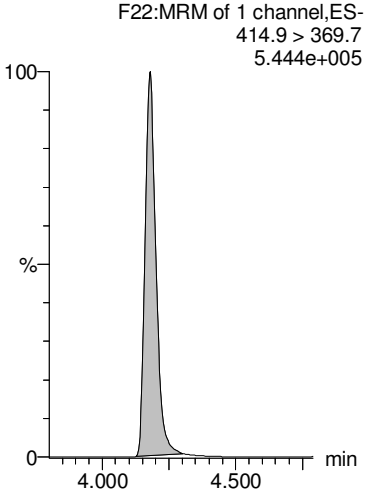

13C2-PFOA

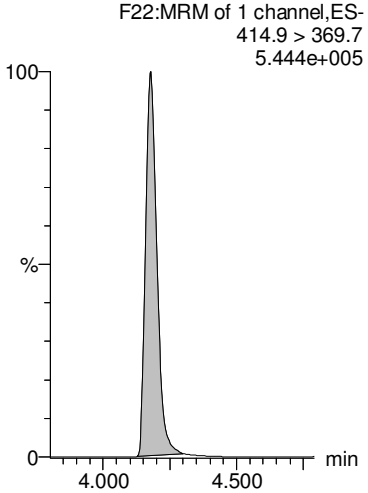

13C8-PFOS

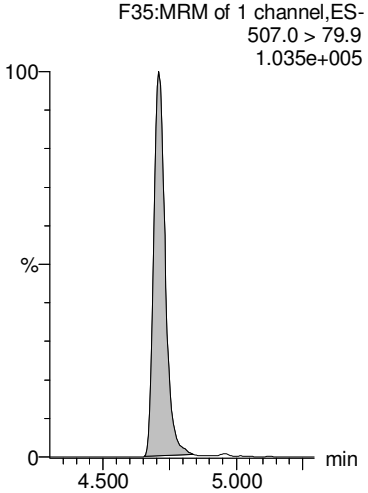

13C8-PFOS

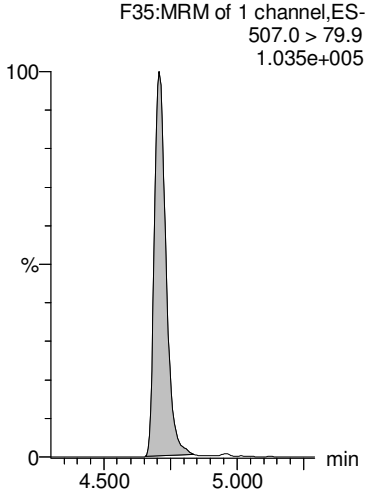

13C8-PFOS

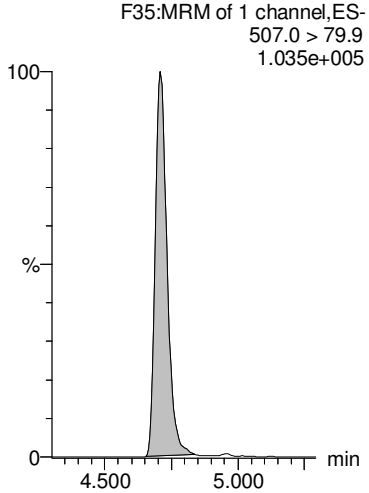

GM 9/20/2018

MMM 9/21/2018

Dataset: Z:\Projects\PFAS.PRO\Results\180919M1\180919M1-78.qld

Last Altered: Thursday, September 20, 2018 15:46:45 Pacific Daylight Time
Printed: Thursday, September 20, 2018 15:47:13 Pacific Daylight Time

Name: 180919M1_78, Date: 20-Sep-2018, Time: 05:41:54, ID: B8I0033-BS1 OPR 0.25, Description: OPR

PFNA

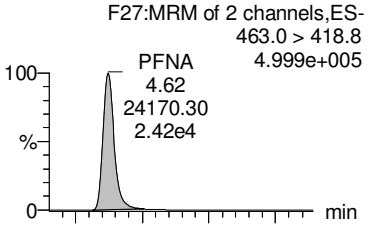

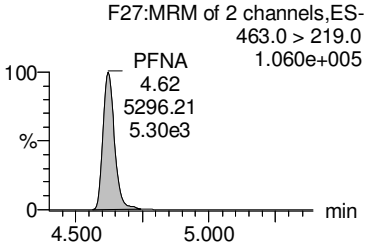

PFOSA

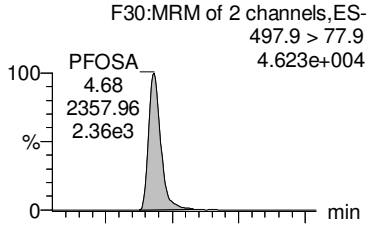

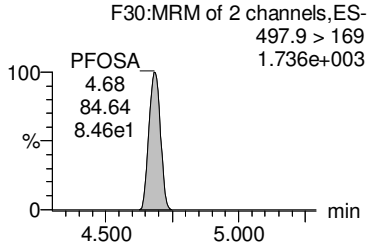

PFDA

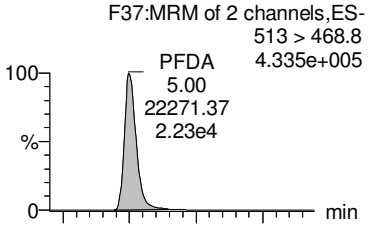

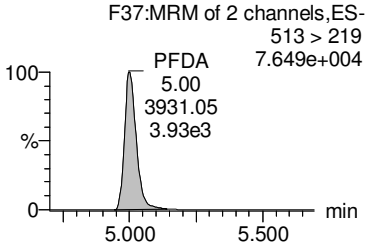

8:2 FTS

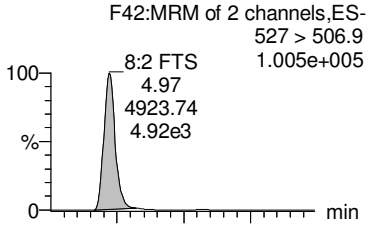

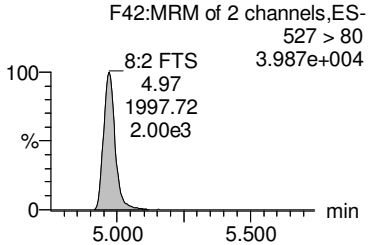

PFNS

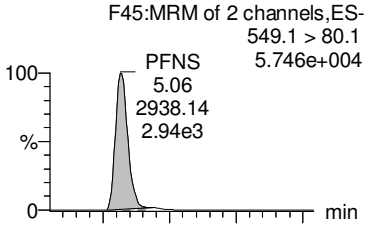

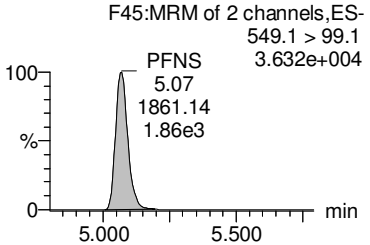

13C5-PFNA

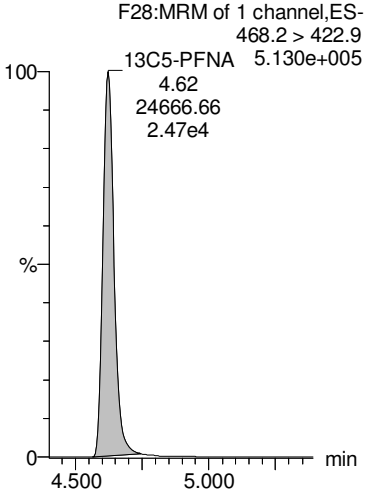

13C8-PFOSA

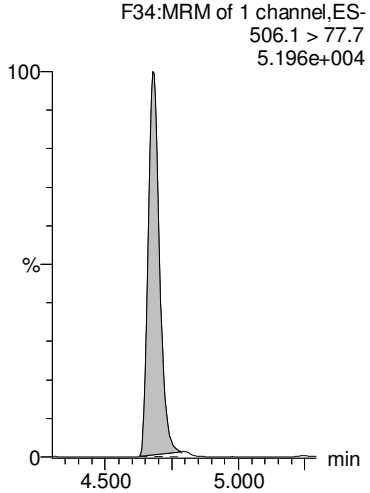

13C2-PFDA

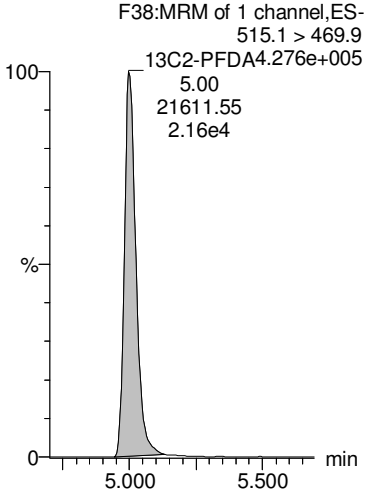

13C2-8:2 FTS

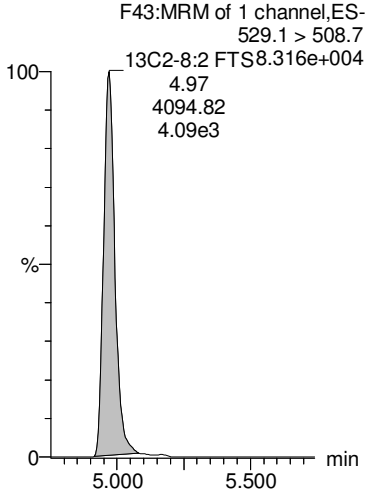

13C8-PFOS

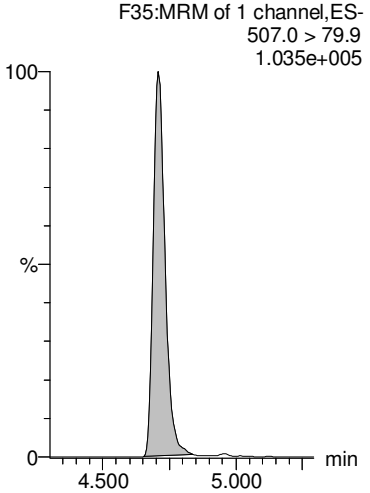

GM 9/20/2018

MMM 9/21/2018

Dataset: Z:\Projects\PFAS.PRO\Results\180919M1\180919M1-78.qld

Last Altered: Thursday, September 20, 2018 15:46:45 Pacific Daylight Time
Printed: Thursday, September 20, 2018 15:47:13 Pacific Daylight Time

Name: 180919M1_78, Date: 20-Sep-2018, Time: 05:41:54, ID: B8I0033-BS1 OPR 0.25, Description: OPR

L-MeFOSAA

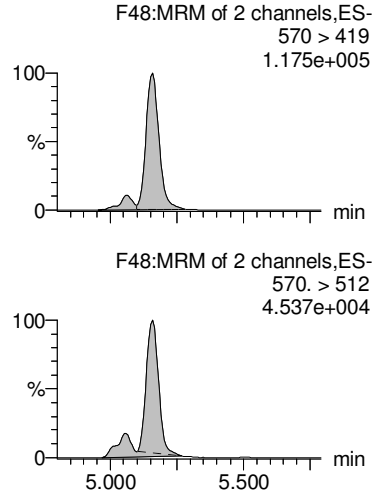

Total N-MeFOSAA

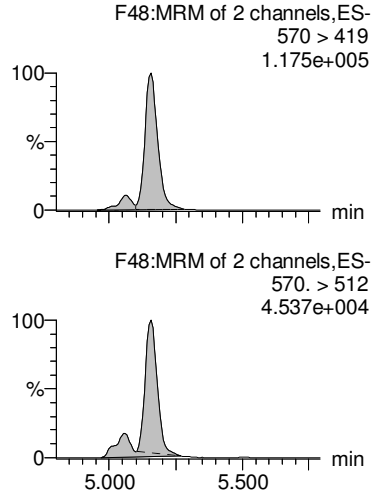

L-EtFOSAA

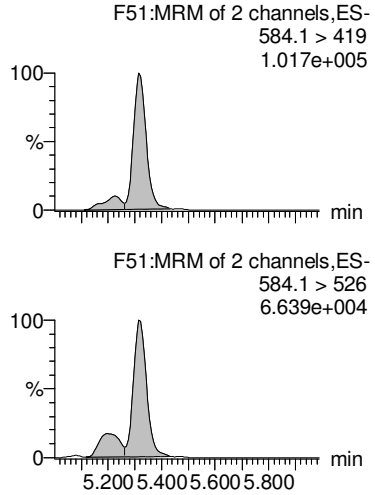

Total N-EtFOSAA

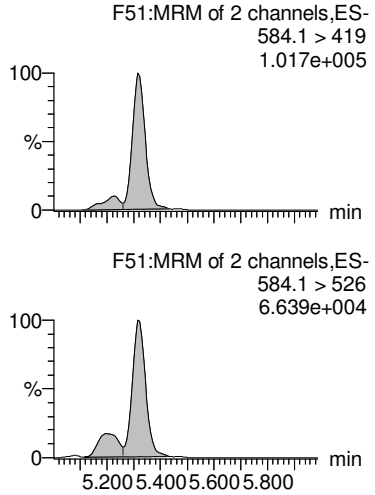

PFUdA

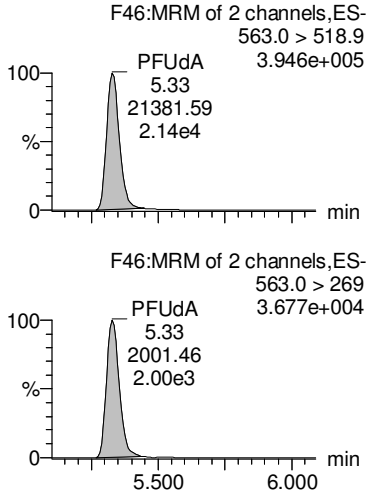

d3-N-MeFOSAA

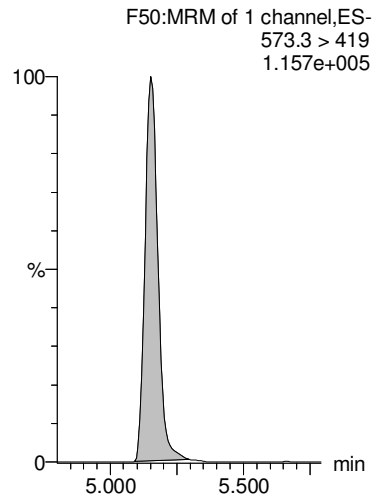

d3-N-MeFOSAA

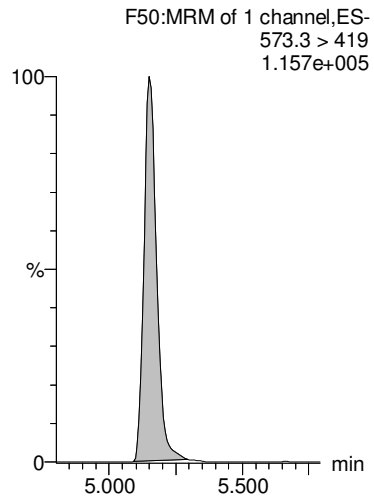

d5-N-EtFOSAA

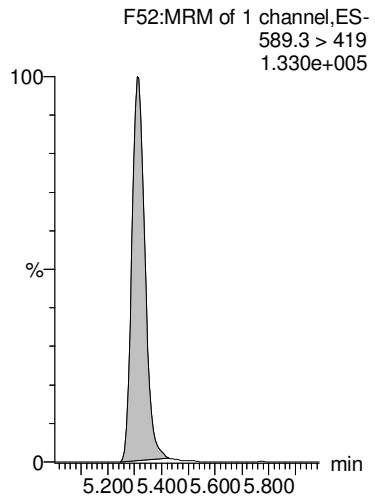

d5-N-EtFOSAA

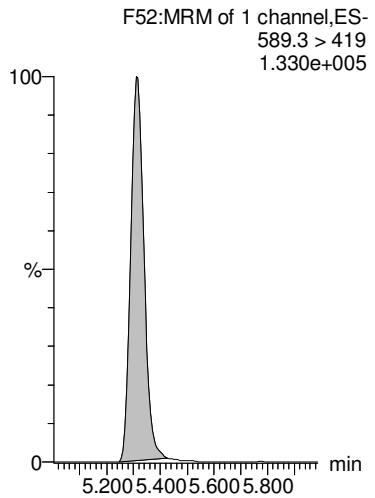

13C2-PFUdA

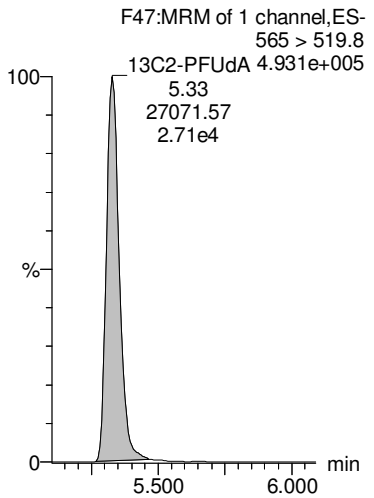

GM 9/20/2018

MMM 9/21/2018

Dataset: Z:\Projects\PFAS.PRO\Results\180919M1\180919M1-78.qld

Last Altered: Thursday, September 20, 2018 15:46:45 Pacific Daylight Time
Printed: Thursday, September 20, 2018 15:47:13 Pacific Daylight Time

Name: 180919M1_78, Date: 20-Sep-2018, Time: 05:41:54, ID: B8I0033-BS1 OPR 0.25, Description: OPR

PFDS

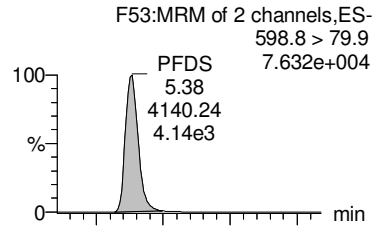

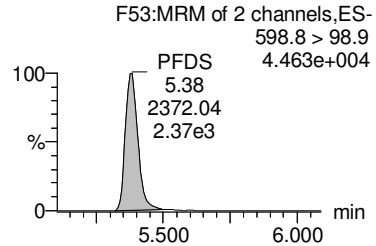

PFDoA

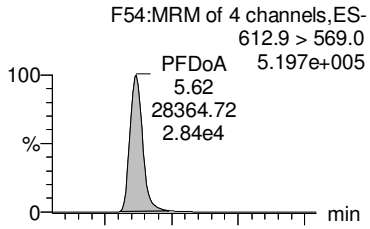

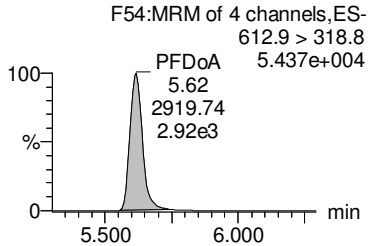

PFTrDA

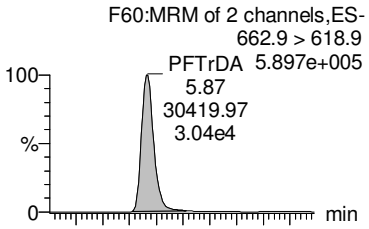

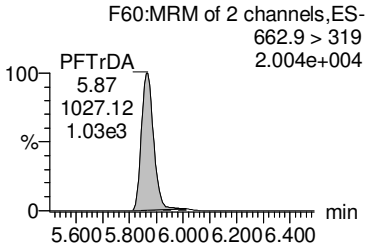

PFTeDA

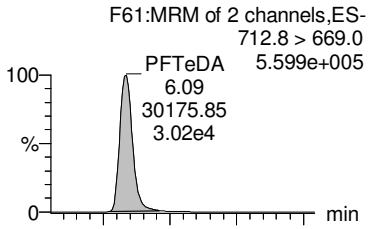

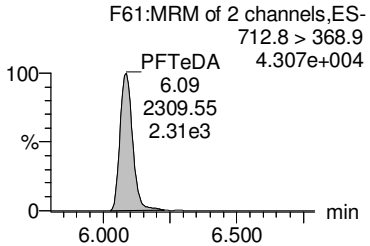

TCDA

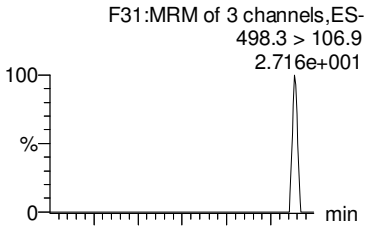

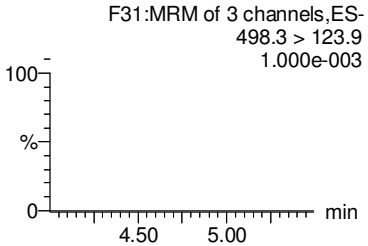

13C8-PFOS

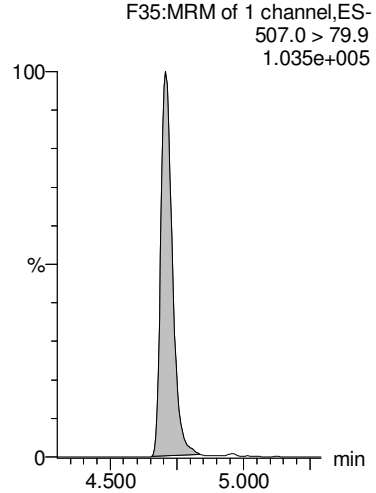

13C2-PFDoA

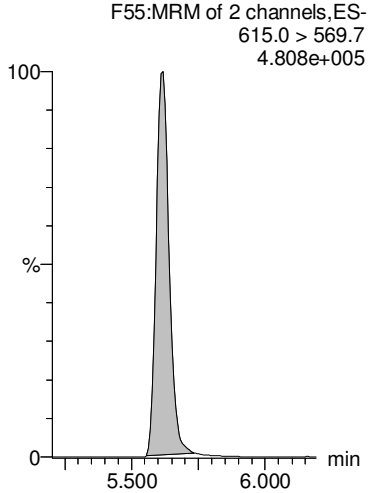

13C2-PFDoA

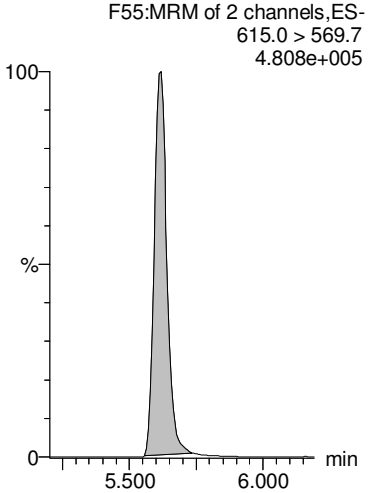

13C2-PFTeDA

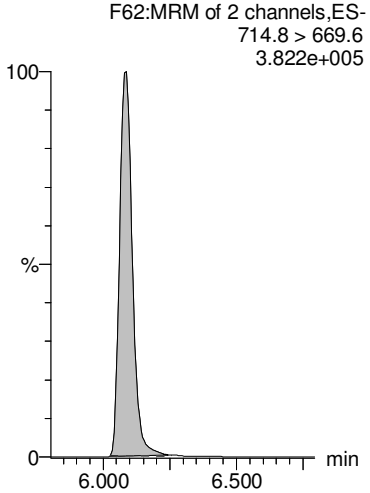

13C8-PFOS

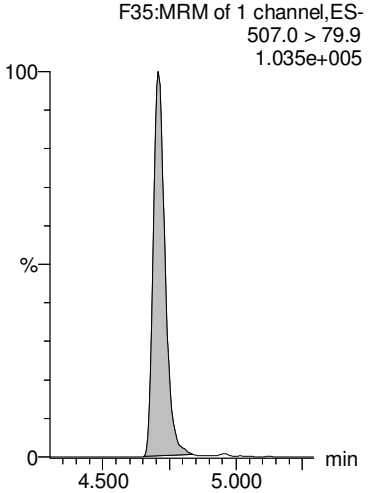

GM 9/20/2018

MMM 9/21/2018

Dataset: Z:\Projects\PFAS.PRO\Results\180919M1\180919M1-78.qld

Last Altered: Thursday, September 20, 2018 15:46:45 Pacific Daylight Time
Printed: Thursday, September 20, 2018 15:47:13 Pacific Daylight Time

Name: 180919M1_78, Date: 20-Sep-2018, Time: 05:41:54, ID: B8I0033-BS1 OPR 0.25, Description: OPR

13C5-PFHxA

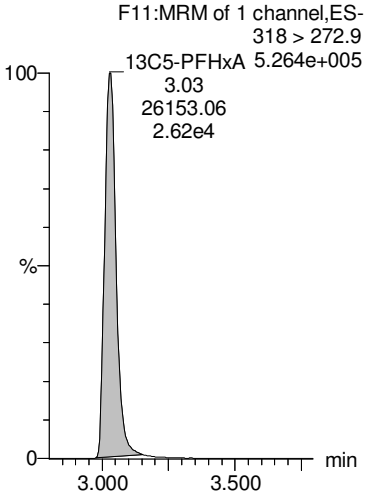

13C4-PFBA

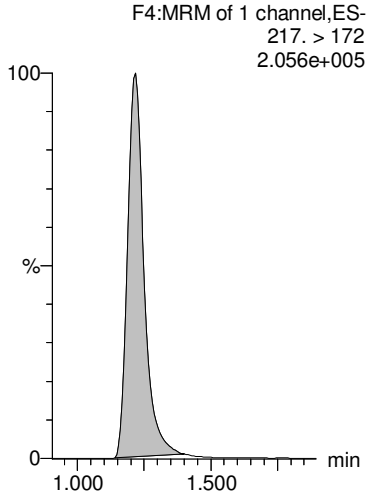

13C3-PFHxS

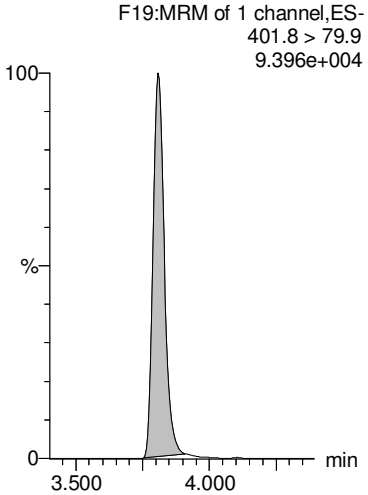

13C8-PFOA

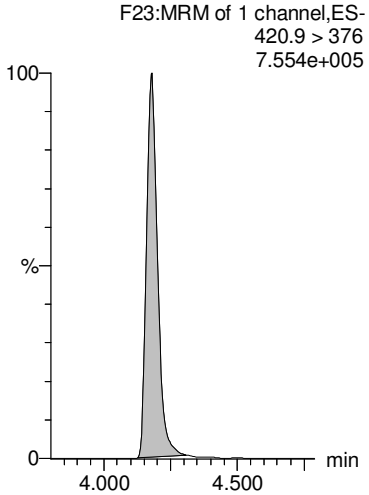

13C9-PFNA

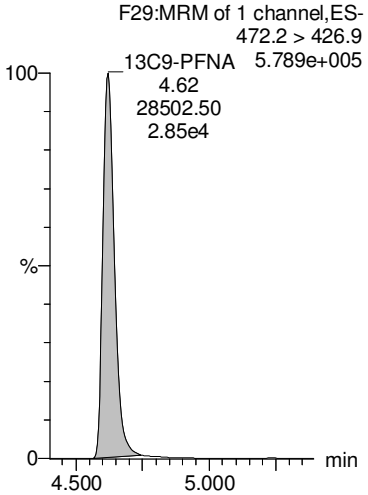

13C4-PFOS

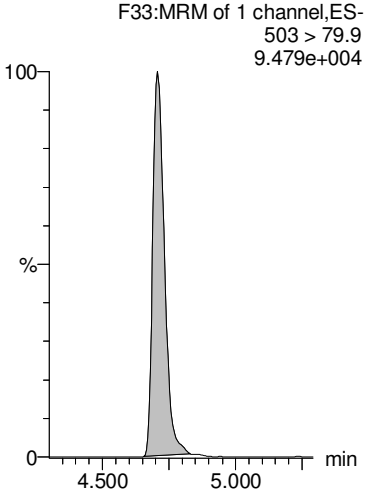

13C6-PFDA

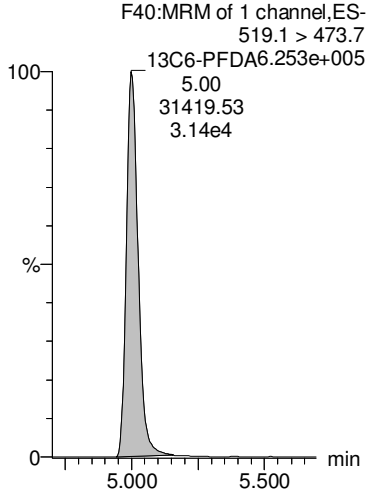

13C7-PFUdA

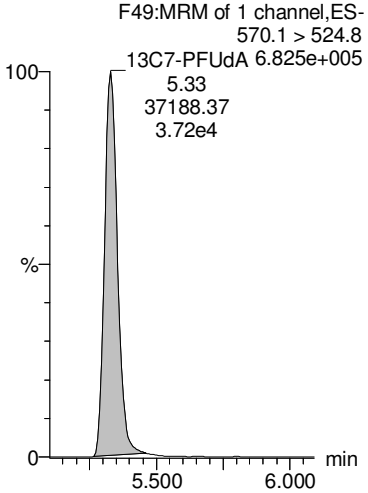

GM 9/20/2018

Dataset: Z:\Projects\PFAS.PRO\Results\180919M1\180919M1-79.qld

MMM 9/21/2018

Last Altered: Thursday, September 20, 2018 15:51:55 Pacific Daylight Time
Printed: Thursday, September 20, 2018 15:52:06 Pacific Daylight Time

Name: 180919M1_79, Date: 20-Sep-2018, Time: 05:52:27, ID: 1802860-01 SW1808271345RF 0.25501, Description: SW1808271345RF

	#	Name	Trace	Area	IS Area	Wt/Vol	RRF	RT	Response	Conc.	%Rec	Ion Ratio	Ratio Out?
1	1	PFBA	213.0 > 168.8	5.61e2	1.14e4	0.225	0.000	1.21	0.616	2.3370			
2	2	PFPeA	263.1 > 218.9		1.50e4	0.225							
3	3	PFBS	299.0 > 79.7		2.35e3	0.225							
4	4	4:2 FTS	327.2>307.2		4.17e3	0.225							
5	5	PFHxA	313 > 269	2.13e2	9.96e3	0.225	0.000	3.02	0.107	0.3732		16.9	NO
6	36	13C3-PFBA	216.1 > 171.8	1.14e4	1.51e4	0.225	0.752	1.22	9.40	55.5980	100.1		
7	37	13C3-PFPeA	266. > 221.8	1.50e4	2.76e4	0.225	0.545	2.21	6.81	53.6966	96.7		
8	38	13C3-PFBS	302. > 98.8	2.35e3	4.63e3	0.225	0.507	2.52	6.34	56.0623	100.9		
9	39	13C2-4:2 FTS	329.2>308.9	4.17e3	4.63e3	0.225	0.901	2.94	11.3	45.8637	82.6		
10	40	13C2-PFHxA	315 > 270	9.96e3	2.76e4	0.225	0.902	3.03	4.51	21.2498	95.6		
11	-1												
12	7	PFHpA	363.0 > 318.9		1.66e4	0.225							
13	6	PFPeS	349.1>80.1		2.35e3	0.225							
14	8	L-PFHxS	398.9 > 79.6	1.04e1	1.88e3	0.225	0.000	3.81	0.0691	0.3001		0.690	YES
15	9	Br-PFHxS	398.9 > 79.6		1.88e3	0.225							
16	68	Total PFHxS	398.9 > 79.6	1.04e1	1.88e3	0.225			0.0691	0.3001			
17	41	13C4-PFHpA	367.2 > 321.8	1.66e4	2.76e4	0.225	0.603	3.65	7.53	59.3320	106.8		
18	38	13C3-PFBS	302. > 98.8	2.35e3	4.63e3	0.225	0.507	2.52	6.34	56.0623	100.9		
19	42	18O2-PFHxS	403.0 > 102.6	1.88e3	4.63e3	0.225	0.406	3.81	5.07	56.4097	101.5		
20	42	18O2-PFHxS	403.0 > 102.6	1.88e3	4.63e3	0.225	0.406	3.81	5.07	56.4097	101.5		
21	42	18O2-PFHxS	403.0 > 102.6	1.88e3	4.63e3	0.225	0.406	3.81	5.07	56.4097	101.5		
22	-1												
23	10	6:2 FTS	427.1 > 407	3.06e0	4.98e3	0.225	0.000	4.13	0.00768	0.1019		0.488	YES
24	13	PFHpS	449 > 80.0	2.47e1	5.04e3	0.225	0.000	4.35	0.0612	0.1533		0.419	YES
25	11	L-PFOA	412.8 > 368.9	4.14e2	2.69e4	0.225	0.000	4.18	0.192	0.5155		3.98	NO
26	12	Br-PFOA	412.8 > 368.9		2.69e4	0.225							
27	69	Total PFOA	412.8 > 368.9	4.14e2	2.69e4	0.225			0.192	0.5155			
28	43	13C2-6:2 FTS	429.1 > 408.9	4.98e3	4.85e3	0.225	1.03	4.12	12.8	49.1167	88.4		
29	44	13C2-PFOA	414.9 > 369.7	2.69e4	3.93e4	0.225	0.686	4.18	8.57	54.2855	97.7		
30	44	13C2-PFOA	414.9 > 369.7	2.69e4	3.93e4	0.225	0.686	4.18	8.57	54.2855	97.7		
31	44	13C2-PFOA	414.9 > 369.7	2.69e4	3.93e4	0.225	0.686	4.18	8.57	54.2855	97.7		
32	44	13C2-PFOA	414.9 > 369.7	2.69e4	3.93e4	0.225	0.686	4.18	8.57	54.2855	97.7		
33	-1												
34	14	PFNA	463.0 > 418.8	1.30e2	2.67e4	0.225	0.000	4.62	0.0608	0.1817		32.3	YES
35	15	PFOSA	497.9 > 77.9		3.24e3	0.225							
36	16	L-PFOS	498.9 > 79.9		5.04e3	0.225							
37	17	Br-PFOS	498.9 > 79.9		5.04e3	0.225							

GM 9/20/2018

Dataset: Z:\Projects\PFAS.PRO\Results\180919M1\180919M1-79.qld

MMM 9/21/2018

Last Altered: Thursday, September 20, 2018 15:51:55 Pacific Daylight Time
Printed: Thursday, September 20, 2018 15:52:06 Pacific Daylight Time

Name: 180919M1_79, Date: 20-Sep-2018, Time: 05:52:27, ID: 1802860-01 SW1808271345RF 0.25501, Description: SW1808271345RF

	#	Name	Trace	Area	IS Area	Wt/Vol	RRF	RT	Response	Conc.	%Rec	Ion Ratio	Ratio Out?
38	70	Total PFOS	498.9 > 79.9	0.00e0	5.04e3	0.225			0.000				
39	45	13C5-PFNA	468.2 > 422.9	2.67e4	2.98e4	0.225	0.895	4.62	11.2	51.4738	92.7		
40	46	13C8-PFOSA	506.1 > 77.7	3.24e3	3.60e4	0.225	0.0902	4.68	1.13	30.1034	54.2		
41	47	13C8-PFOS	507.0 > 79.9	5.04e3	4.85e3	0.225	1.04	4.70	13.0	55.1717	99.3		
42	47	13C8-PFOS	507.0 > 79.9	5.04e3	4.85e3	0.225	1.04	4.70	13.0	55.1717	99.3		
43	47	13C8-PFOS	507.0 > 79.9	5.04e3	4.85e3	0.225	1.04	4.70	13.0	55.1717	99.3		
44	-1												
45	18	PFDA	513 > 468.8	4.05e1	2.48e4	0.225	0.000	5.00	0.0204			6.36	NO
46	19	8:2 FTS	527 > 506.9		3.87e3	0.225							
47	20	PFNS	549.1 > 80.1		5.04e3	0.225							
48	26	PFDS	598.8 > 79.9		5.04e3	0.225							
49	25	PFUdA	563.0 > 518.9	9.44e1	3.09e4	0.225	0.000	5.33	0.0382	0.1252		43.2	YES
50	48	13C2-PFDA	515.1 > 469.9	2.48e4	3.09e4	0.225	0.801	5.00	10.0	48.3265	87.0		
51	49	13C2-8:2 FTS	529.1 > 508.7	3.87e3	4.85e3	0.225	0.797	4.96	9.97	48.9185	88.1		
52	47	13C8-PFOS	507.0 > 79.9	5.04e3	4.85e3	0.225	1.04	4.70	13.0	55.1717	99.3		
53	47	13C8-PFOS	507.0 > 79.9	5.04e3	4.85e3	0.225	1.04	4.70	13.0	55.1717	99.3		
54	51	13C2-PFUdA	565 > 519.8	3.09e4	3.60e4	0.225	0.859	5.33	10.7	48.9088	88.0		
55	-1												
56	21	L-MeFOSAA	570 > 419		7.03e3	0.225							
57	22	Br-MeFOSAA	570. > 419		7.03e3	0.225							
58	71	Total N-MeFOSAA	570. > 419	0.00e0	7.03e3	0.225			0.000				
59	29	PFTrDA	662.9 > 618.9		2.84e4	0.225							
60	30	PFTeDA	712.8 > 669.0		2.05e4	0.225							
61	50	d3-N-MeFOSAA	573.3 > 419	7.03e3	3.60e4	0.225	0.196	5.15	2.44	47.2200	85.0		
62	50	d3-N-MeFOSAA	573.3 > 419	7.03e3	3.60e4	0.225	0.196	5.15	2.44	47.2200	85.0		
63	50	d3-N-MeFOSAA	573.3 > 419	7.03e3	3.60e4	0.225	0.196	5.15	2.44	47.2200	85.0		
64	53	13C2-PFDoA	615.0 > 569.7	2.84e4	3.09e4	0.225	0.920	5.61	11.5	46.3442	83.4		
65	55	13C2-PFTeDA	714.8 > 669.6	2.05e4	3.60e4	0.225	0.571	6.08	7.14	49.9382	89.9		
66	-1												
67	23	L-EtFOSAA	584.1 > 419		8.67e3	0.225							
68	24	Br-ETFOSAA	584.1 > 419		8.67e3	0.225							
69	72	Total N-EtFOSAA	584.1 > 419	0.00e0	8.67e3	0.225			0.000				
70	27	PFDoA	612.9 > 569.0		2.84e4	0.225							
71	73	TCDA	498.3>106.9			0.225							
72	52	d5-N-EtFOSAA	589.3 > 419	8.67e3	3.60e4	0.225	0.241	5.31	3.01	52.3288	94.2		
73	52	d5-N-EtFOSAA	589.3 > 419	8.67e3	3.60e4	0.225	0.241	5.31	3.01	52.3288	94.2		
74	52	d5-N-EtFOSAA	589.3 > 419	8.67e3	3.60e4	0.225	0.241	5.31	3.01	52.3288	94.2		

GM 9/20/2018

Dataset: Z:\Projects\PFAS.PRO\Results\180919M1\180919M1-79.qld

MMM 9/21/2018

Last Altered: Thursday, September 20, 2018 15:51:55 Pacific Daylight Time
Printed: Thursday, September 20, 2018 15:52:06 Pacific Daylight Time

Name: 180919M1_79, Date: 20-Sep-2018, Time: 05:52:27, ID: 1802860-01 SW1808271345RF 0.25501, Description: SW1808271345RF

	#	Name	Trace	Area	IS Area	Wt/Vol	RRF	RT	Response	Conc.	%Rec	Ion Ratio	Ratio Out?
75	53	13C2-PFDoA	615.0 > 569.7	2.84e4	3.09e4	0.225	0.920	5.61	11.5	46.3442	83.4		
76	47	13C8-PFOS	507.0 > 79.9	5.04e3	4.85e3	0.225	1.04	4.70	13.0	55.1717	99.3		
77	-1												
78	60	13C4-PFBA	217. > 172	1.51e4	1.51e4	0.225	1.00	1.21	12.5	55.5531	100.0		
79	61	13C5-PFHxA	318 > 272.9	2.76e4	2.76e4	0.225	1.00	3.03	12.5	55.5531	100.0		
80	62	13C3-PFHxS	401.8 > 79.9	4.63e3	4.63e3	0.225	1.00	3.81	12.5	55.5531	100.0		
81	63	13C8-PFOA	420.9 > 376	3.93e4	3.93e4	0.225	1.00	4.18	12.5	55.5531	100.0		
82	64	13C9-PFNA	472.2 > 426.9	2.98e4	2.98e4	0.225	1.00	4.62	12.5	55.5531	100.0		
83	65	13C4-PFOS	503 > 79.9	4.85e3	4.85e3	0.225	1.00	4.70	12.5	55.5531	100.0		
84	66	13C6-PFDA	519.1 > 473.7	3.09e4	3.09e4	0.225	1.00	5.00	12.5	55.5531	100.0		
85	67	13C7-PFUdA	570.1 > 524.8	3.60e4	3.60e4	0.225	1.00	5.33	12.5	55.5531	100.0		

GM 9/20/2018

Dataset: Z:\Projects\PFAS.PRO\Results\180919M1\180919M1-79.qld MMM 9/21/2018

Last Altered: Thursday, September 20, 2018 15:51:55 Pacific Daylight Time
Printed: Thursday, September 20, 2018 15:52:06 Pacific Daylight Time

Method: Z:\Projects\PFAS.pro\MethDB\PFAS_FULL_80C_091918.mdb 20 Sep 2018 08:42:56
Calibration: Z:\Projects\PFAS.pro\CurveDB\C18_VAL-PFAS_Q4_09-18-18.cdb 19 Sep 2018 09:23:23

Name: 180919M1_79, Date: 20-Sep-2018, Time: 05:52:27, ID: 1802860-01 SW1808271345RF 0.25501, Description: SW1808271345RF

PFBA

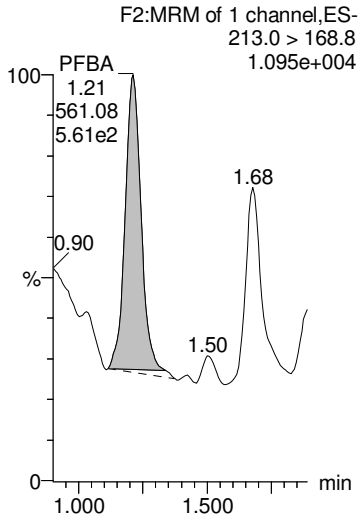

PFPeA

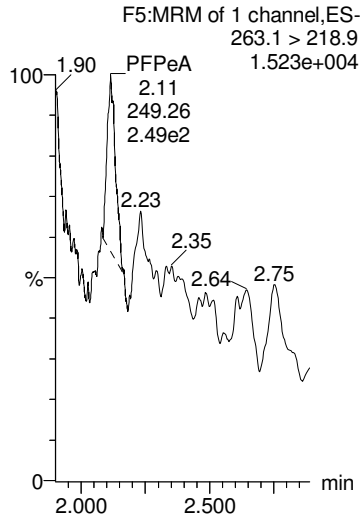

PFBS

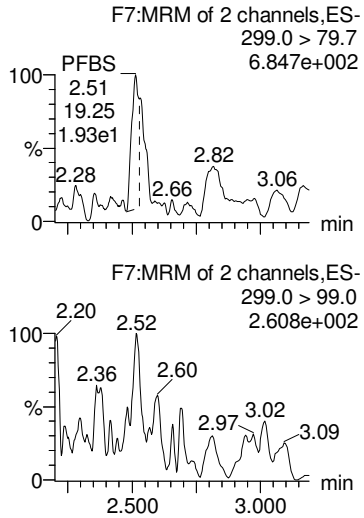

4:2 FTS

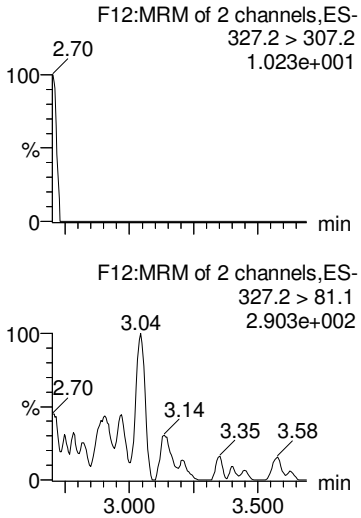

PFHxA

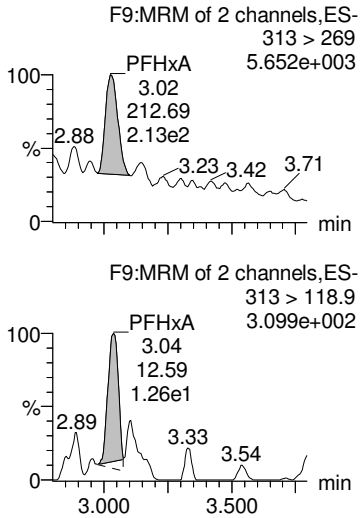

13C3-PFBA

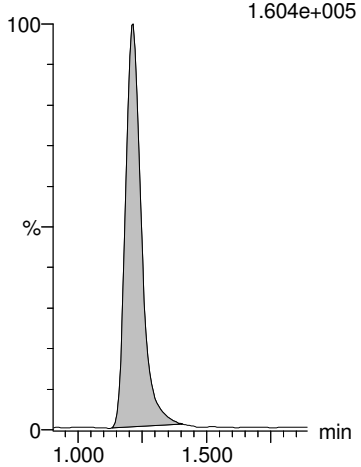

13C3-PFPeA

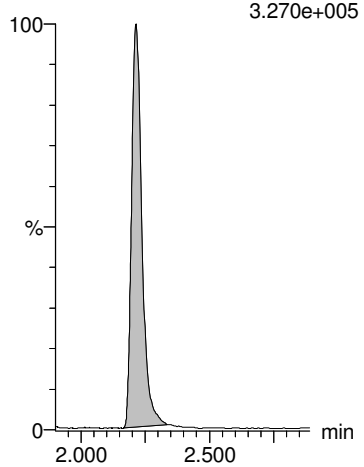

13C3-PFBS

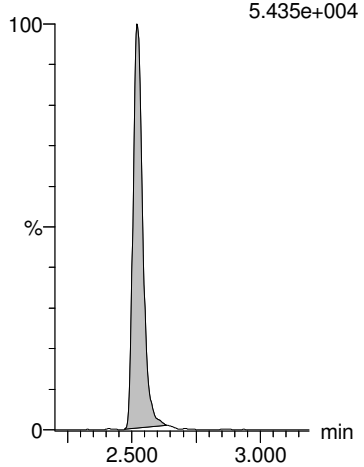

13C2-4:2 FTS

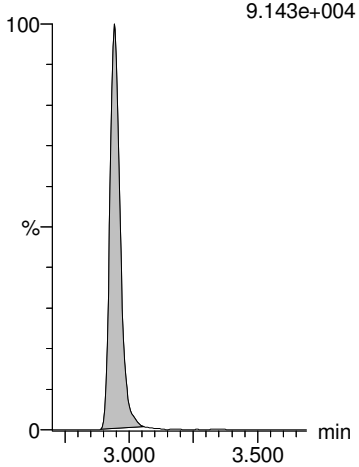

13C2-PFHxA

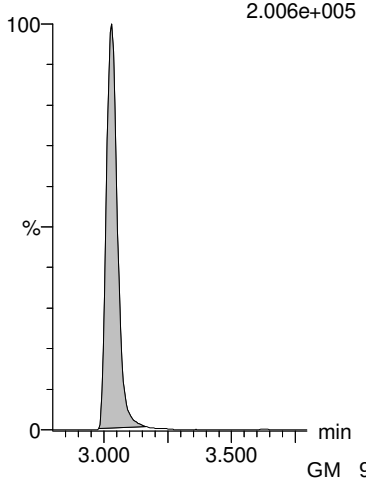

GM 9/20/2018

Dataset: Z:\Projects\PFAS.PRO\Results\180919M1\180919M1-79.qld

MMM 9/21/2018

Last Altered: Thursday, September 20, 2018 15:51:55 Pacific Daylight Time
Printed: Thursday, September 20, 2018 15:52:06 Pacific Daylight Time

Name: 180919M1_79, Date: 20-Sep-2018, Time: 05:52:27, ID: 1802860-01 SW1808271345RF 0.25501, Description: SW1808271345RF

PFHpA

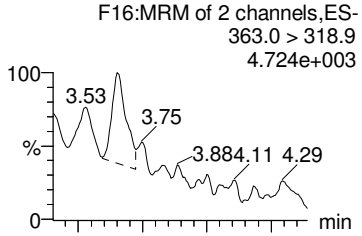

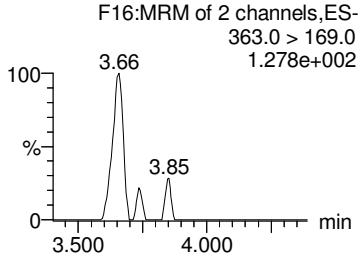

PFPeS

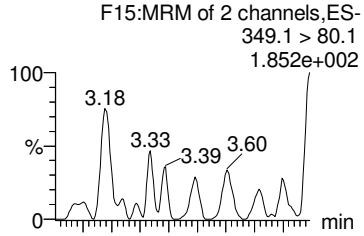

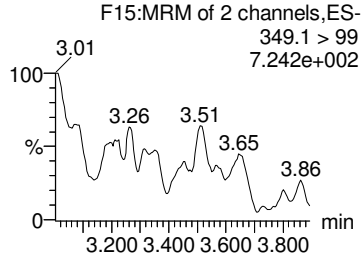

L-PFHxS

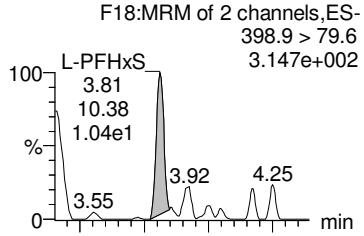

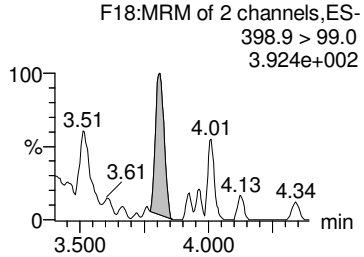

Br-PFHxS

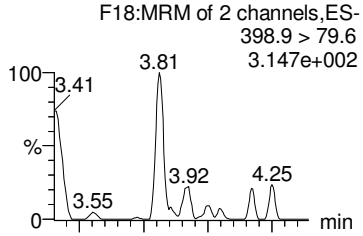

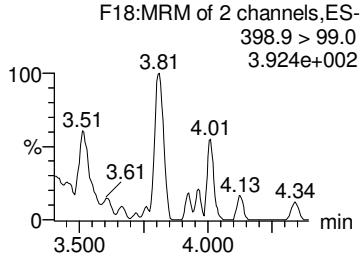

Total PFHxS

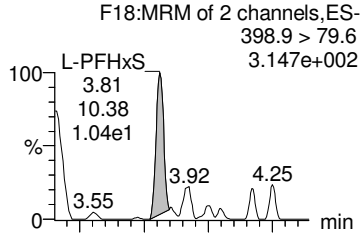

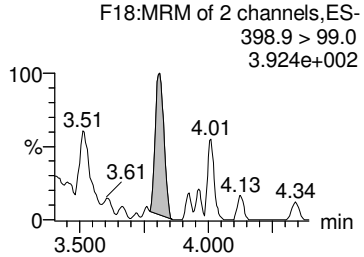

13C4-PFHpA

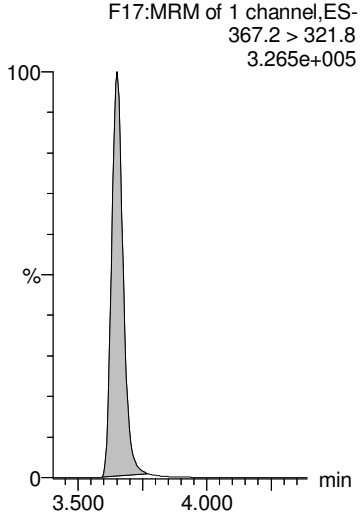

13C3-PFBS

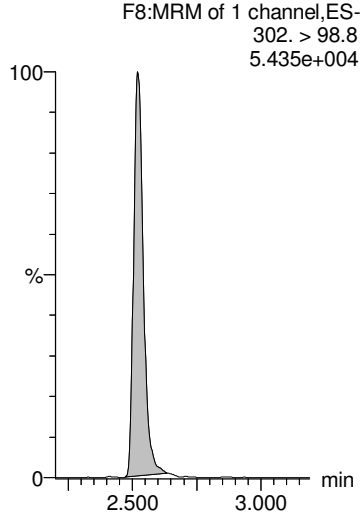

18O2-PFHxS

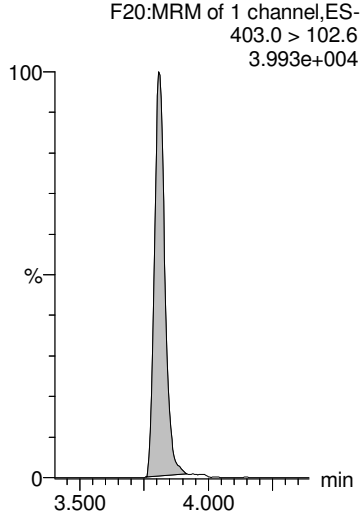

18O2-PFHxS

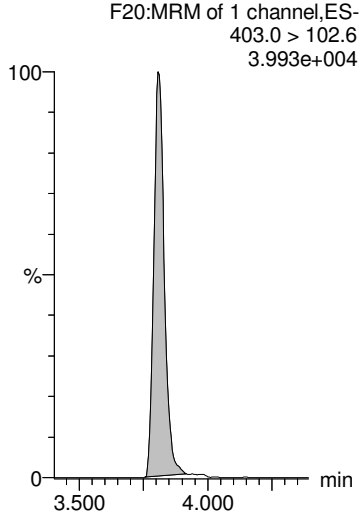

18O2-PFHxS

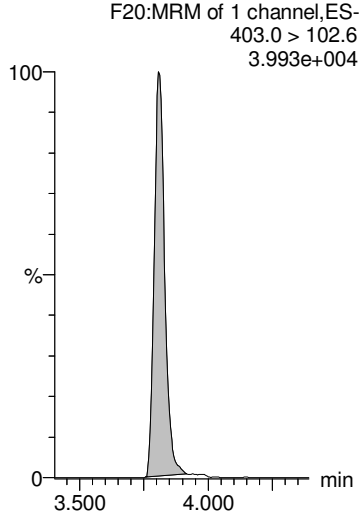

GM 9/20/2018

Dataset: Z:\Projects\PFAS.PRO\Results\180919M1\180919M1-79.qld

MMM 9/21/2018

Last Altered: Thursday, September 20, 2018 15:51:55 Pacific Daylight Time
Printed: Thursday, September 20, 2018 15:52:06 Pacific Daylight Time

Name: 180919M1_79, Date: 20-Sep-2018, Time: 05:52:27, ID: 1802860-01 SW1808271345RF 0.25501, Description: SW1808271345RF

6:2 FTS

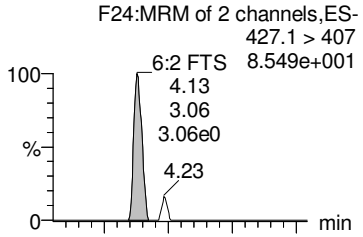

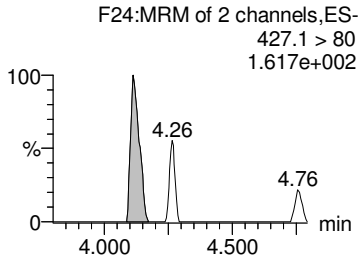

PFHpS

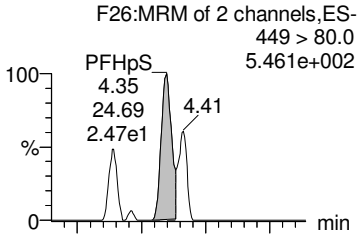

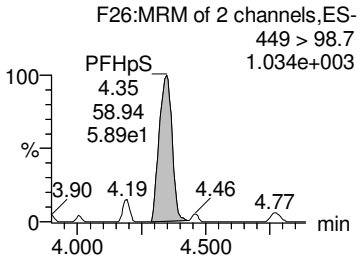

L-PFOA

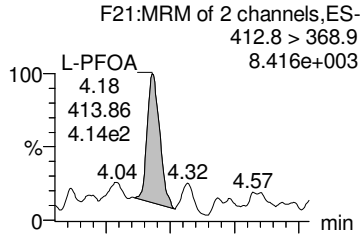

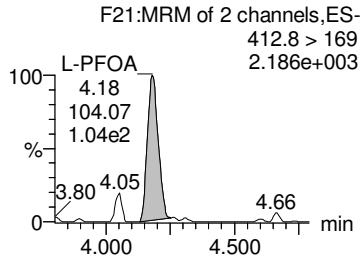

Br-PFOA

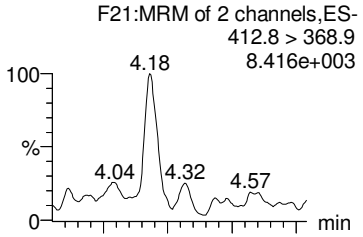

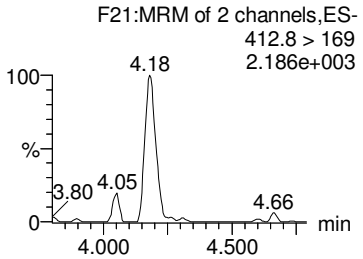

Total PFOA

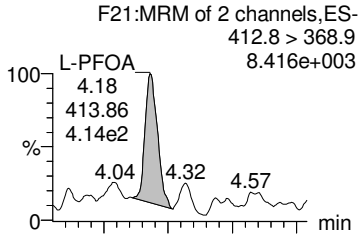

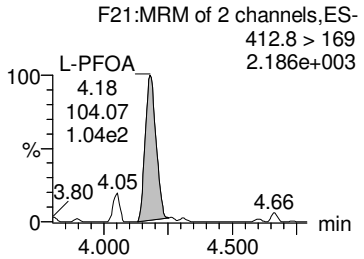

13C2-6:2 FTS

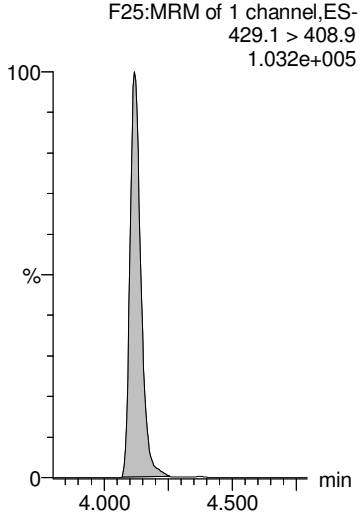

13C2-PFOA

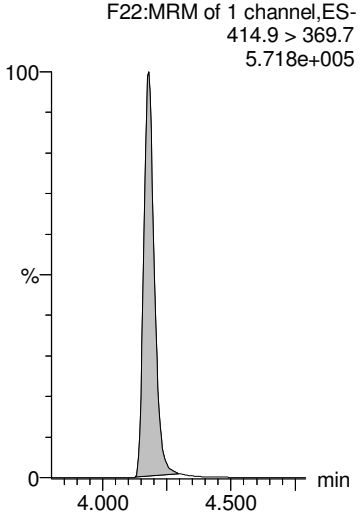

13C2-PFOA

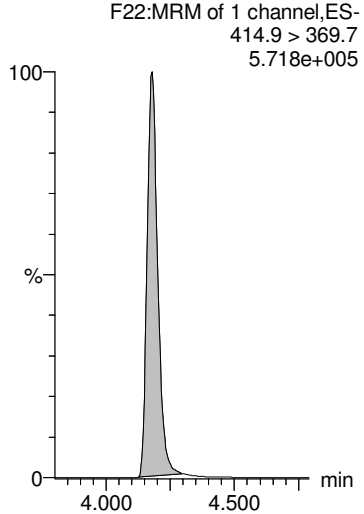

13C2-PFOA

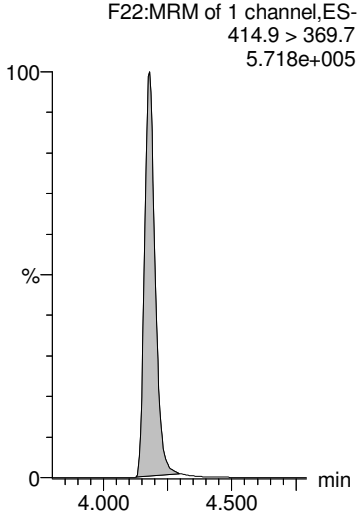

13C2-PFOA

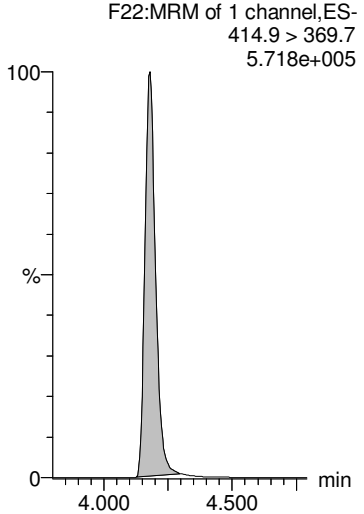

GM 9/20/2018

Dataset: Z:\Projects\PFAS.PRO\Results\180919M1\180919M1-79.qld

MMM 9/21/2018

Last Altered: Thursday, September 20, 2018 15:51:55 Pacific Daylight Time
Printed: Thursday, September 20, 2018 15:52:06 Pacific Daylight Time

Name: 180919M1_79, Date: 20-Sep-2018, Time: 05:52:27, ID: 1802860-01 SW1808271345RF 0.25501, Description: SW1808271345RF

PFNA

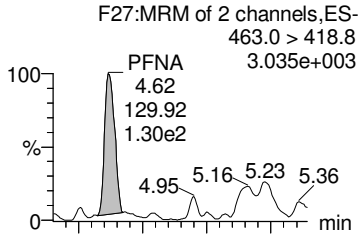

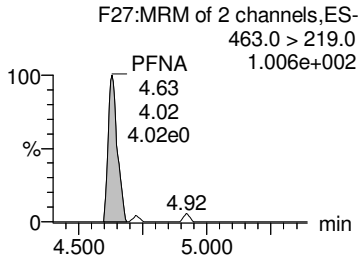

PFOSA

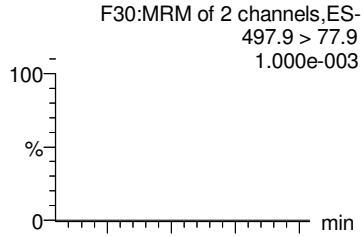

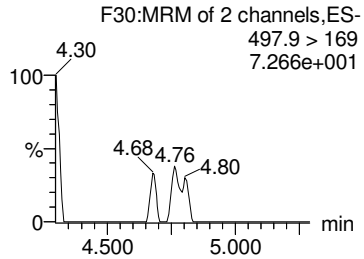

L-PFOS

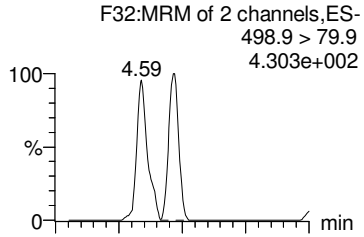

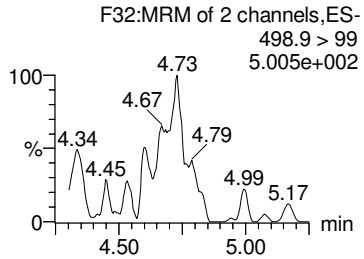

Br-PFOS

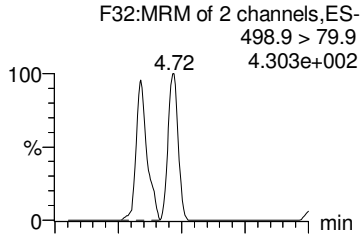

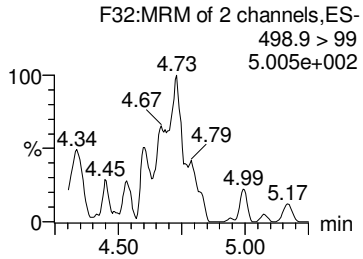

Total PFOS

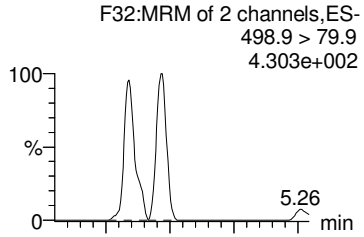

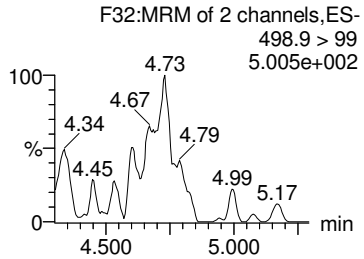

13C5-PFNA

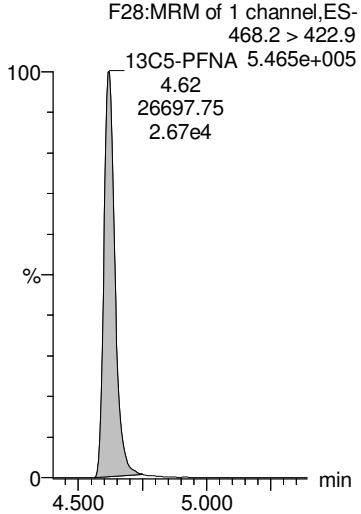

13C8-PFOSA

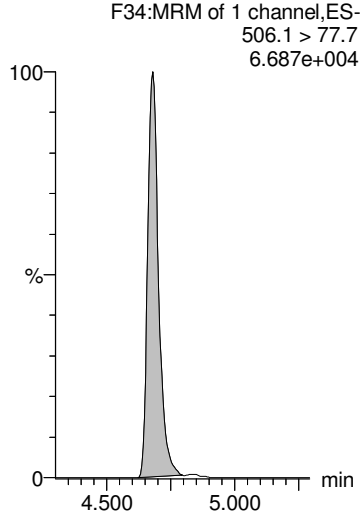

13C8-PFOS

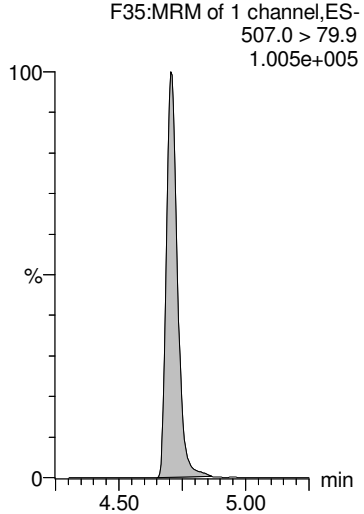

13C8-PFOS

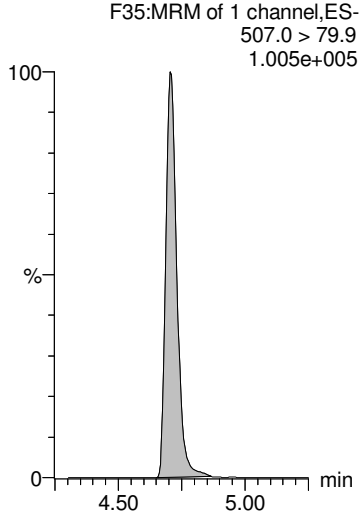

13C8-PFOS

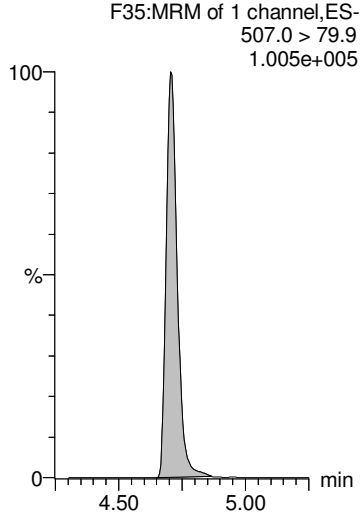

GM 9/20/2018

Dataset: Z:\Projects\PFAS.PRO\Results\180919M1\180919M1-79.qld

MMM 9/21/2018

Last Altered: Thursday, September 20, 2018 15:51:55 Pacific Daylight Time
Printed: Thursday, September 20, 2018 15:52:06 Pacific Daylight Time

Name: 180919M1_79, Date: 20-Sep-2018, Time: 05:52:27, ID: 1802860-01 SW1808271345RF 0.25501, Description: SW1808271345RF

PFDA

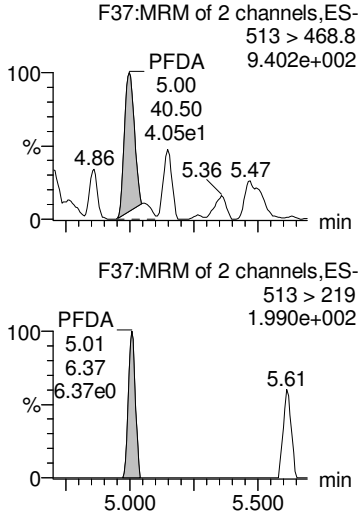

8:2 FTS

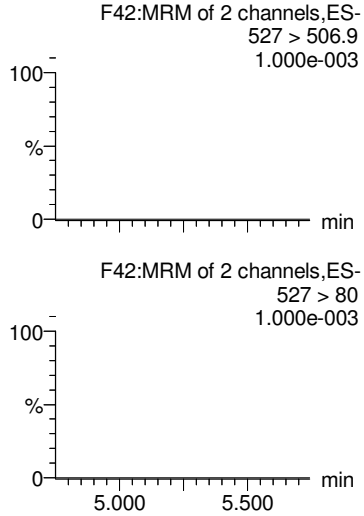

PFNS

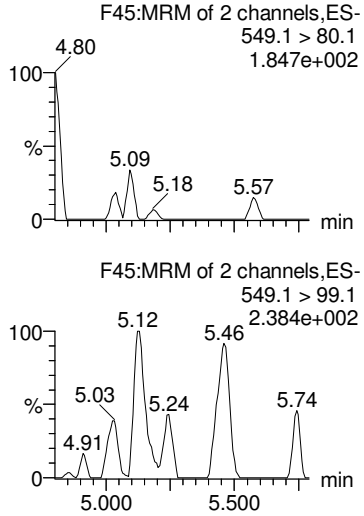

PFDS

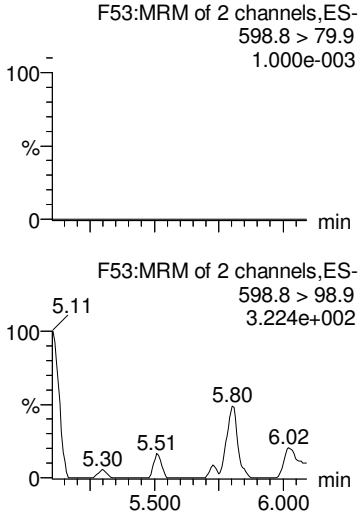

PFUdA

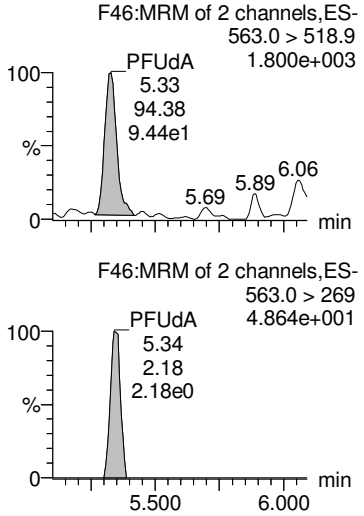

13C2-PFDA

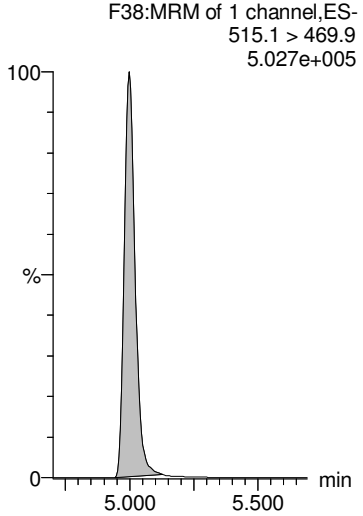

13C2-8:2 FTS

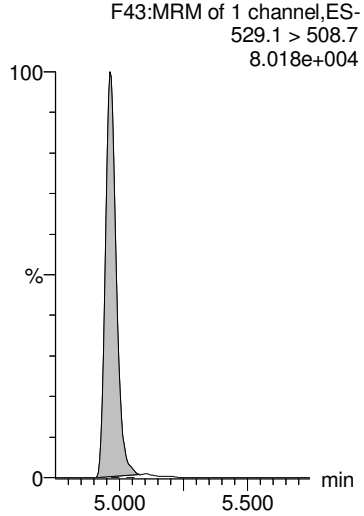

13C8-PFOS

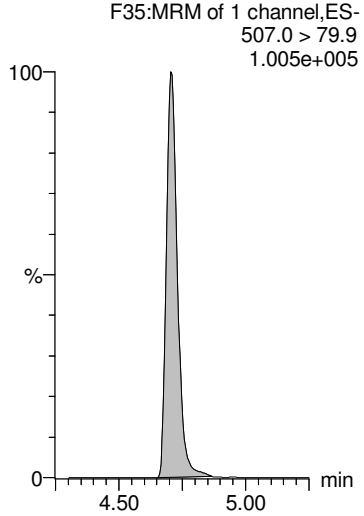

13C8-PFOS

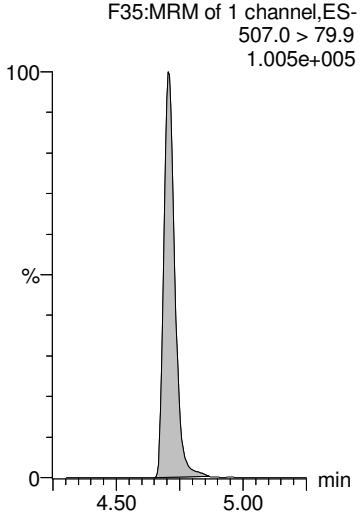

13C2-PFUdA

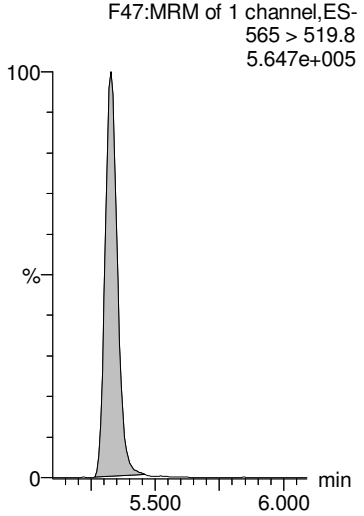

GM 9/20/2018

Dataset: Z:\Projects\PFAS.PRO\Results\180919M1\180919M1-79.qld

MMM 9/21/2018

Last Altered: Thursday, September 20, 2018 15:51:55 Pacific Daylight Time
Printed: Thursday, September 20, 2018 15:52:06 Pacific Daylight Time

Name: 180919M1_79, Date: 20-Sep-2018, Time: 05:52:27, ID: 1802860-01 SW1808271345RF 0.25501, Description: SW1808271345RF

L-MeFOSAA

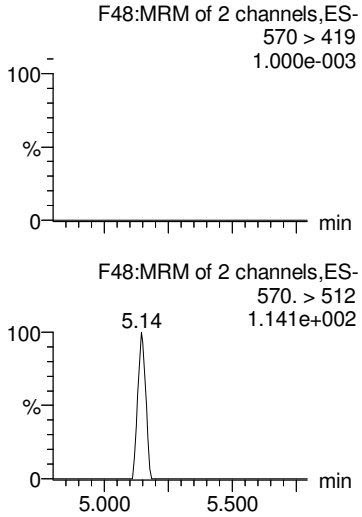

Br-MeFOSAA

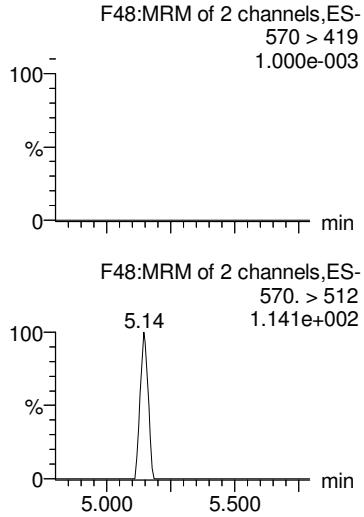

Total N-MeFOSAA

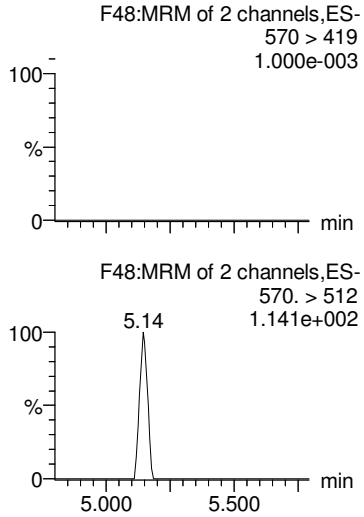

PFTrDA

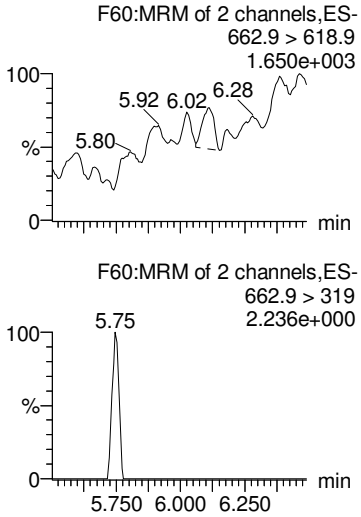

PFTeDA

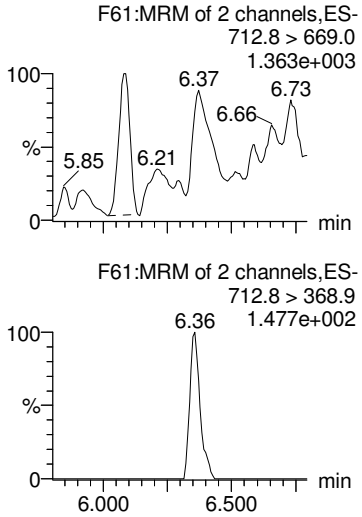

d3-N-MeFOSAA

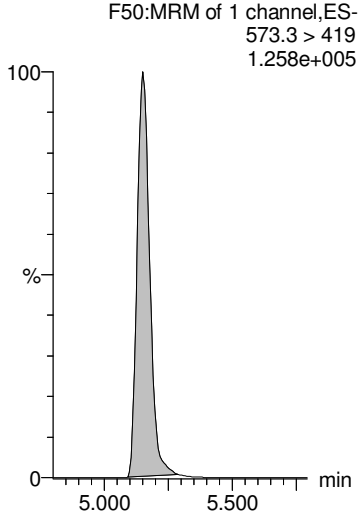

d3-N-MeFOSAA

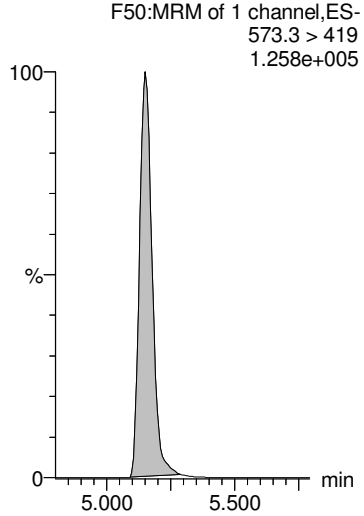

d3-N-MeFOSAA

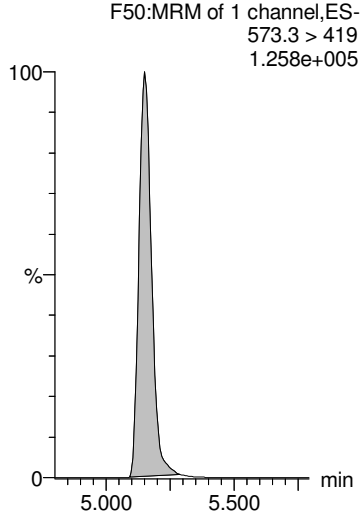

13C2-PFDoA

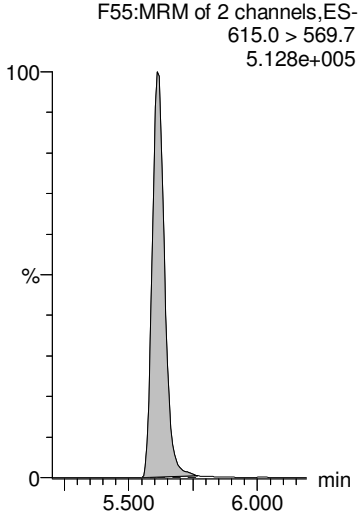

13C2-PFTeDA

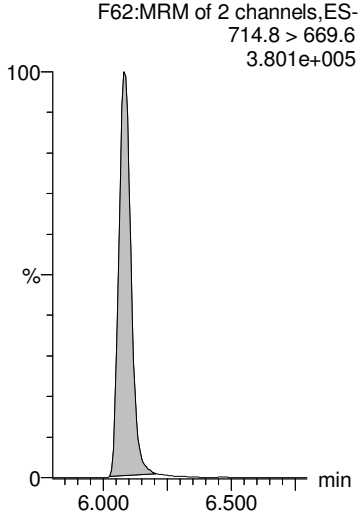

GM 9/20/2018

Dataset: Z:\Projects\PFAS.PRO\Results\180919M1\180919M1-79.qld

MMM 9/21/2018

Last Altered: Thursday, September 20, 2018 15:51:55 Pacific Daylight Time
Printed: Thursday, September 20, 2018 15:52:06 Pacific Daylight Time

Name: 180919M1_79, Date: 20-Sep-2018, Time: 05:52:27, ID: 1802860-01 SW1808271345RF 0.25501, Description: SW1808271345RF

L-EtFOSAA

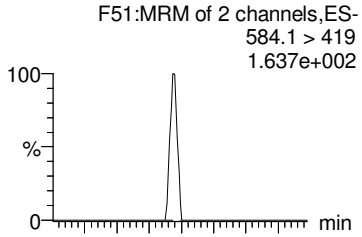

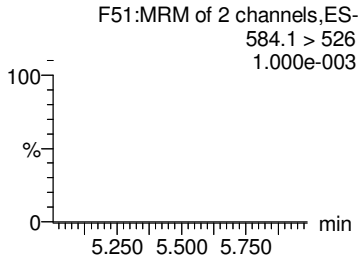

Br-ETFOSAA

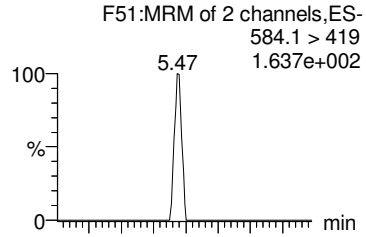

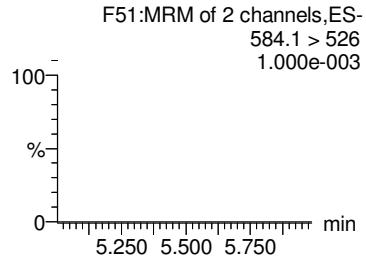

Total N-EtFOSAA

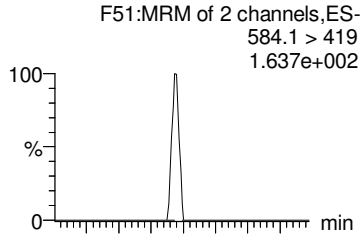

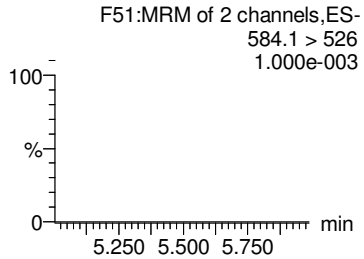

PFDoA

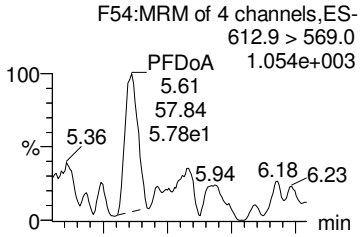

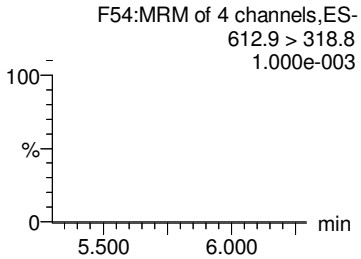

TCDA

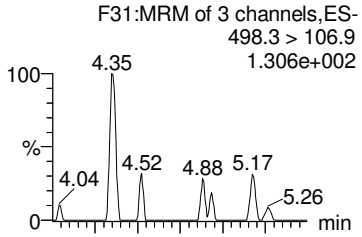

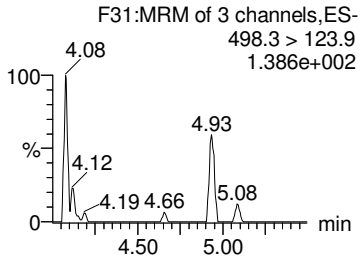

d5-N-EtFOSAA

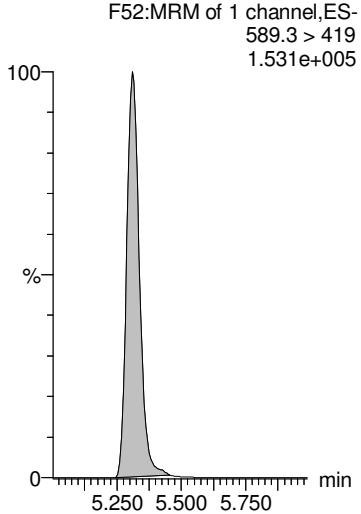

d5-N-EtFOSAA

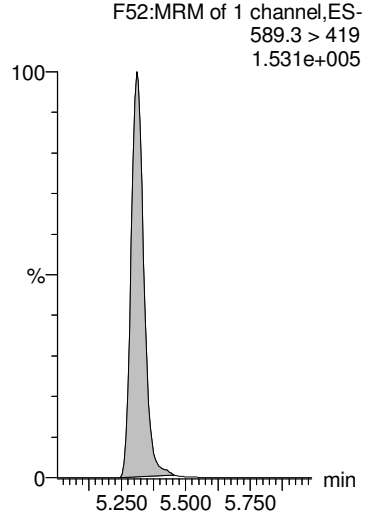

d5-N-EtFOSAA

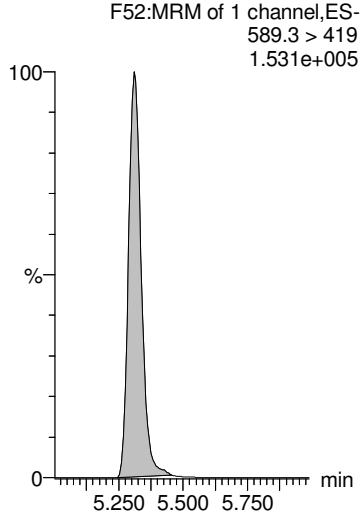

13C2-PFDoA

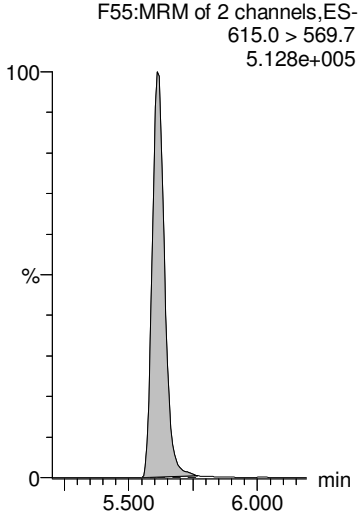

13C8-PFOS

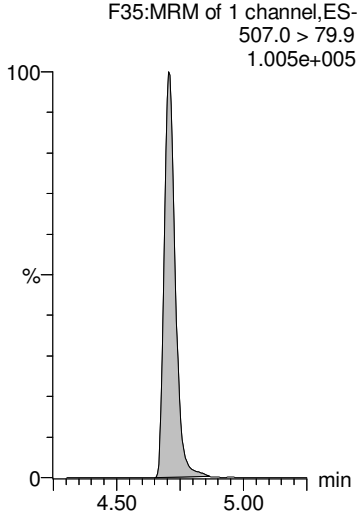

GM 9/20/2018

Dataset: Z:\Projects\PFAS.PRO\Results\180919M1\180919M1-79.qld

MMM 9/21/2018

Last Altered: Thursday, September 20, 2018 15:51:55 Pacific Daylight Time
Printed: Thursday, September 20, 2018 15:52:06 Pacific Daylight Time

Name: 180919M1_79, Date: 20-Sep-2018, Time: 05:52:27, ID: 1802860-01 SW1808271345RF 0.25501, Description: SW1808271345RF

13C4-PFBA

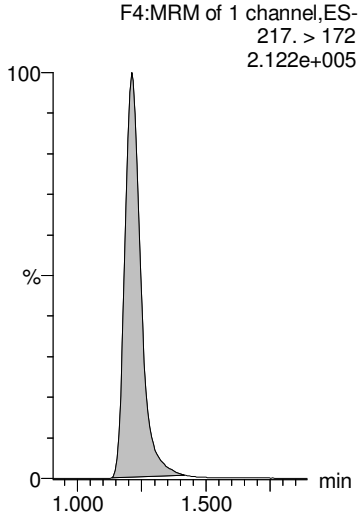

13C5-PFHxA

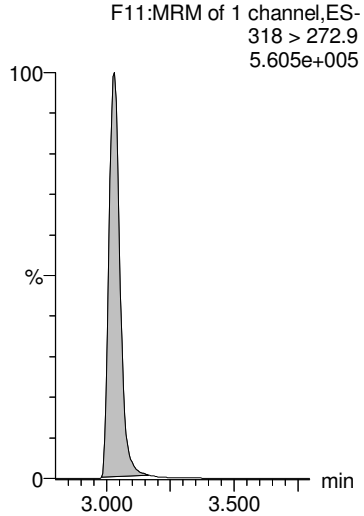

13C3-PFHxS

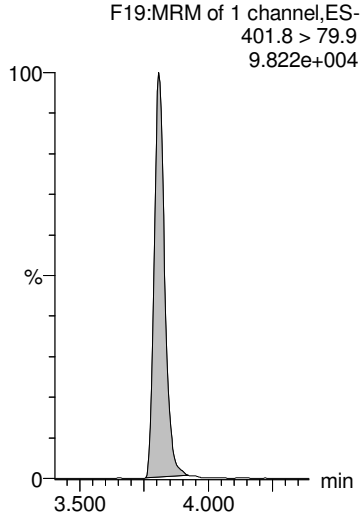

13C8-PFOA

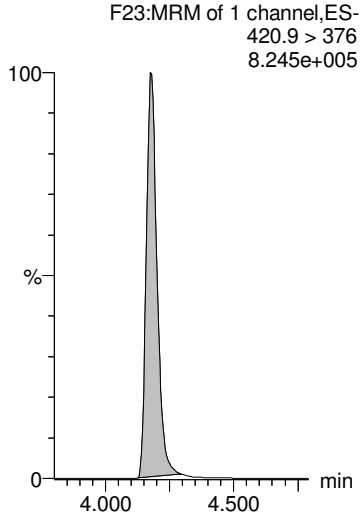

13C9-PFNA

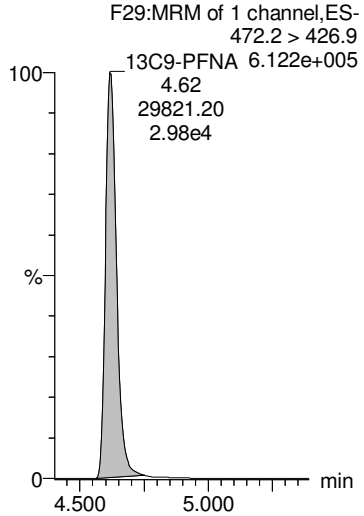

13C4-PFOS

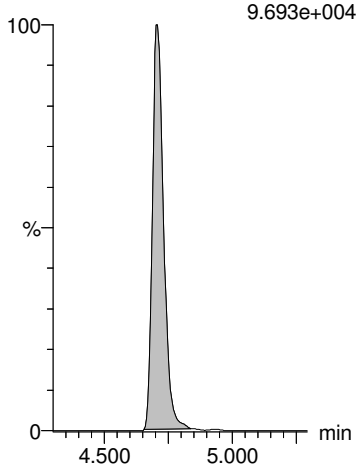

13C6-PFDA

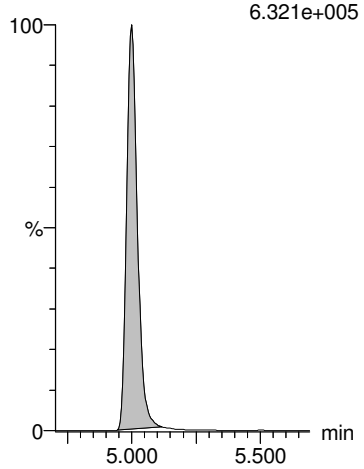

13C7-PFUdA

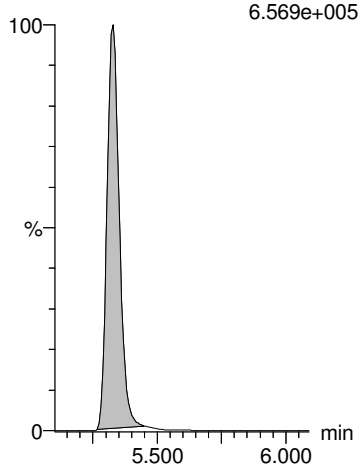

GM 9/20/2018

Dataset: Z:\Projects\PFAS.PRO\Results\180919M1\180919M1-802.qld

MMM 9/21/2018

Last Altered: Thursday, September 20, 2018 16:01:58 Pacific Daylight Time
Printed: Thursday, September 20, 2018 16:02:13 Pacific Daylight Time

Name: 180919M1_80, Date: 20-Sep-2018, Time: 06:03:05, ID: 1802860-02 PW1808271430RF 0.24714, Description: PW1808271430RF

	#	Name	Trace	Area	IS Area	Wt/Vol	RRF	RT	Response	Conc.	%Rec	Ion Ratio	Ratio Out?
1	1	PFBA	213.0 > 168.8	1.50e2	1.14e4	0.247	0.000	1.21	0.165	0.5316			
2	2	PFPeA	263.1 > 218.9		1.53e4	0.247							
3	3	PFBS	299.0 > 79.7		2.46e3	0.247							
4	4	4:2 FTS	327.2>307.2		4.45e3	0.247							
5	5	PFHxA	313 > 269	2.45e2	1.03e4	0.247	0.000	3.02	0.119	0.3905		15.4	NO
6	36	13C3-PFBA	216.1 > 171.8	1.14e4	1.50e4	0.247	0.756	1.22	9.44	50.8574	100.6		
7	37	13C3-PFPeA	266. > 221.8	1.53e4	2.78e4	0.247	0.548	2.21	6.86	49.2382	97.3		
8	38	13C3-PFBS	302. > 98.8	2.46e3	4.65e3	0.247	0.528	2.52	6.61	53.1855	105.2		
9	39	13C2-4:2 FTS	329.2>308.9	4.45e3	4.65e3	0.247	0.959	2.94	12.0	44.4276	87.8		
10	40	13C2-PFHxA	315 > 270	1.03e4	2.78e4	0.247	0.923	3.03	4.61	19.7845	97.8		
11	-1												
12	7	PFHpA	363.0 > 318.9	1.92e2	1.64e4	0.247	0.000	3.65	0.147	0.5045		26.7	YES
13	6	PFPeS	349.1>80.1		2.46e3	0.247							
14	8	L-PFHxS	398.9 > 79.6	2.52e1	2.03e3	0.247	0.000	3.81	0.155	0.4529		2.56	YES
15	9	Br-PFHxS	398.9 > 79.6		2.03e3	0.247							
16	68	Total PFHxS	398.9 > 79.6	2.52e1	2.03e3	0.247			0.155	0.4529			
17	41	13C4-PFHpA	367.2 > 321.8	1.64e4	2.78e4	0.247	0.588	3.65	7.35	52.6765	104.1		
18	38	13C3-PFBS	302. > 98.8	2.46e3	4.65e3	0.247	0.528	2.52	6.61	53.1855	105.2		
19	42	18O2-PFHxS	403.0 > 102.6	2.03e3	4.65e3	0.247	0.437	3.81	5.47	55.3503	109.4		
20	42	18O2-PFHxS	403.0 > 102.6	2.03e3	4.65e3	0.247	0.437	3.81	5.47	55.3503	109.4		
21	42	18O2-PFHxS	403.0 > 102.6	2.03e3	4.65e3	0.247	0.437	3.81	5.47	55.3503	109.4		
22	-1												
23	10	6:2 FTS	427.1 > 407	6.66e0	4.42e3	0.247	0.000	4.13	0.0188	0.1286		16.6	YES
24	13	PFHpS	449 > 80.0		4.99e3	0.247							
25	11	L-PFOA	412.8 > 368.9	1.60e2	2.69e4	0.247	0.000	4.18	0.0743	0.1378		4.15	NO
26	12	Br-PFOA	412.8 > 368.9	6.21e1	2.69e4	0.247	0.000	4.06	0.0289	0.0099		3.50	NO
27	69	Total PFOA	412.8 > 368.9	2.22e2	2.69e4	0.247			0.103	0.1477			
28	43	13C2-6:2 FTS	429.1 > 408.9	4.42e3	5.09e3	0.247	0.868	4.12	10.9	37.8050	74.7		
29	44	13C2-PFOA	414.9 > 369.7	2.69e4	3.92e4	0.247	0.685	4.18	8.56	49.3650	97.6		
30	44	13C2-PFOA	414.9 > 369.7	2.69e4	3.92e4	0.247	0.685	4.18	8.56	49.3650	97.6		
31	44	13C2-PFOA	414.9 > 369.7	2.69e4	3.92e4	0.247	0.685	4.18	8.56	49.3650	97.6		
32	44	13C2-PFOA	414.9 > 369.7	2.69e4	3.92e4	0.247	0.685	4.18	8.56	49.3650	97.6		
33	-1												
34	14	PFNA	463.0 > 418.8		2.75e4	0.247							
35	15	PFOSA	497.9 > 77.9		2.81e3	0.247							
36	16	L-PFOS	498.9 > 79.9		4.99e3	0.247							
37	17	Br-PFOS	498.9 > 79.9		4.99e3	0.247							

GM 9/20/2018

Dataset: Z:\Projects\PFAS.PRO\Results\180919M1\180919M1-802.qld

MMM 9/21/2018

Last Altered: Thursday, September 20, 2018 16:01:58 Pacific Daylight Time
Printed: Thursday, September 20, 2018 16:02:13 Pacific Daylight Time

Name: 180919M1_80, Date: 20-Sep-2018, Time: 06:03:05, ID: 1802860-02 PW1808271430RF 0.24714, Description: PW1808271430RF

	#	Name	Trace	Area	IS Area	Wt/Vol	RRF	RT	Response	Conc.	%Rec	Ion Ratio	Ratio Out?
38	70	Total PFOS	498.9 > 79.9	0.00e0	4.99e3	0.247			0.000				
39	45	13C5-PFNA	468.2 > 422.9	2.75e4	3.08e4	0.247	0.894	4.62	11.2	46.7777	92.5		
40	46	13C8-PFOSA	506.1 > 77.7	2.81e3	3.78e4	0.247	0.0743	4.68	0.929	22.5812	44.6		
41	47	13C8-PFOS	507.0 > 79.9	4.99e3	5.09e3	0.247	0.979	4.70	12.2	47.2882	93.5		
42	47	13C8-PFOS	507.0 > 79.9	4.99e3	5.09e3	0.247	0.979	4.70	12.2	47.2882	93.5		
43	47	13C8-PFOS	507.0 > 79.9	4.99e3	5.09e3	0.247	0.979	4.70	12.2	47.2882	93.5		
44	-1												
45	18	PFDA	513 > 468.8	1.34e1	2.45e4	0.247	0.000	5.00	0.00685			19.9	YES
46	19	8:2 FTS	527 > 506.9		3.95e3	0.247							
47	20	PFNS	549.1 > 80.1		4.99e3	0.247							
48	26	PFDS	598.8 > 79.9		4.99e3	0.247							
49	25	PFUdA	563.0 > 518.9	9.65e1	2.93e4	0.247	0.000	5.33	0.0412	0.1265		27.9	YES
50	48	13C2-PFDA	515.1 > 469.9	2.45e4	3.06e4	0.247	0.801	5.00	10.0	44.0201	87.0		
51	49	13C2-8:2 FTS	529.1 > 508.7	3.95e3	5.09e3	0.247	0.775	4.96	9.68	43.2782	85.6		
52	47	13C8-PFOS	507.0 > 79.9	4.99e3	5.09e3	0.247	0.979	4.70	12.2	47.2882	93.5		
53	47	13C8-PFOS	507.0 > 79.9	4.99e3	5.09e3	0.247	0.979	4.70	12.2	47.2882	93.5		
54	51	13C2-PFUdA	565 > 519.8	2.93e4	3.78e4	0.247	0.774	5.33	9.68	40.1560	79.4		
55	-1												
56	21	L-MeFOSAA	570 > 419		6.75e3	0.247							
57	22	Br-MeFOSAA	570. > 419		6.75e3	0.247							
58	71	Total N-MeFOSAA	570. > 419	0.00e0	6.75e3	0.247			0.000				
59	29	PFTrDA	662.9 > 618.9		2.65e4	0.247							
60	30	PFTeDA	712.8 > 669.0	2.91e1	1.81e4	0.247	0.000	6.08	0.0201			4.25	YES
61	50	d3-N-MeFOSAA	573.3 > 419	6.75e3	3.78e4	0.247	0.179	5.15	2.23	39.2562	77.6		
62	50	d3-N-MeFOSAA	573.3 > 419	6.75e3	3.78e4	0.247	0.179	5.15	2.23	39.2562	77.6		
63	50	d3-N-MeFOSAA	573.3 > 419	6.75e3	3.78e4	0.247	0.179	5.15	2.23	39.2562	77.6		
64	53	13C2-PFDoA	615.0 > 569.7	2.65e4	3.06e4	0.247	0.868	5.61	10.8	39.8243	78.7		
65	55	13C2-PFTeDA	714.8 > 669.6	1.81e4	3.78e4	0.247	0.480	6.08	6.00	38.1603	75.4		
66	-1												
67	23	L-EtFOSAA	584.1 > 419		7.98e3	0.247							
68	24	Br-ETFOSAA	584.1 > 419		7.98e3	0.247							
69	72	Total N-EtFOSAA	584.1 > 419	0.00e0	7.98e3	0.247			0.000				
70	27	PFDoA	612.9 > 569.0		2.65e4	0.247							
71	73	TCDA	498.3>106.9			0.247							
72	52	d5-N-EtFOSAA	589.3 > 419	7.98e3	3.78e4	0.247	0.211	5.31	2.64	41.7300	82.5		
73	52	d5-N-EtFOSAA	589.3 > 419	7.98e3	3.78e4	0.247	0.211	5.31	2.64	41.7300	82.5		
74	52	d5-N-EtFOSAA	589.3 > 419	7.98e3	3.78e4	0.247	0.211	5.31	2.64	41.7300	82.5		

GM 9/20/2018

Dataset: Z:\Projects\PFAS.PRO\Results\180919M1\180919M1-802.qld

MMM 9/21/2018

Last Altered: Thursday, September 20, 2018 16:01:58 Pacific Daylight Time
Printed: Thursday, September 20, 2018 16:02:13 Pacific Daylight Time

Name: 180919M1_80, Date: 20-Sep-2018, Time: 06:03:05, ID: 1802860-02 PW1808271430RF 0.24714, Description: PW1808271430RF

	#	Name	Trace	Area	IS Area	Wt/Vol	RRF	RT	Response	Conc.	%Rec	Ion Ratio	Ratio Out?
75	53	13C2-PFDoA	615.0 > 569.7	2.65e4	3.06e4	0.247	0.868	5.61	10.8	39.8243	78.7		
76	47	13C8-PFOS	507.0 > 79.9	4.99e3	5.09e3	0.247	0.979	4.70	12.2	47.2882	93.5		
77	-1												
78	60	13C4-PFBA	217. > 172	1.50e4	1.50e4	0.247	1.00	1.21	12.5	50.5786	100.0		
79	61	13C5-PFHxA	318 > 272.9	2.78e4	2.78e4	0.247	1.00	3.03	12.5	50.5786	100.0		
80	62	13C3-PFHxS	401.8 > 79.9	4.65e3	4.65e3	0.247	1.00	3.81	12.5	50.5786	100.0		
81	63	13C8-PFOA	420.9 > 376	3.92e4	3.92e4	0.247	1.00	4.18	12.5	50.5786	100.0		
82	64	13C9-PFNA	472.2 > 426.9	3.08e4	3.08e4	0.247	1.00	4.62	12.5	50.5786	100.0		
83	65	13C4-PFOS	503 > 79.9	5.09e3	5.09e3	0.247	1.00	4.70	12.5	50.5786	100.0		
84	66	13C6-PFDA	519.1 > 473.7	3.06e4	3.06e4	0.247	1.00	5.00	12.5	50.5786	100.0		
85	67	13C7-PFUdA	570.1 > 524.8	3.78e4	3.78e4	0.247	1.00	5.33	12.5	50.5786	100.0		

GM 9/20/2018

Dataset: Z:\Projects\PFAS.PRO\Results\180919M1\180919M1-802.qld

MMM 9/21/2018

Last Altered: Thursday, September 20, 2018 16:01:58 Pacific Daylight Time
Printed: Thursday, September 20, 2018 16:02:13 Pacific Daylight Time

Method: Z:\Projects\PFAS.pro\MethDB\PFAS_FULL_80C_091918.mdb 20 Sep 2018 08:42:56
Calibration: Z:\Projects\PFAS.pro\CurveDB\C18_VAL-PFAS_Q4_09-18-18.cdb 19 Sep 2018 09:23:23

Name: 180919M1_80, Date: 20-Sep-2018, Time: 06:03:05, ID: 1802860-02 PW1808271430RF 0.24714, Description: PW1808271430RF

PFBA

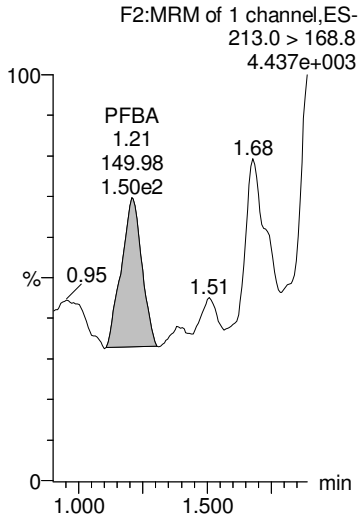

PFPeA

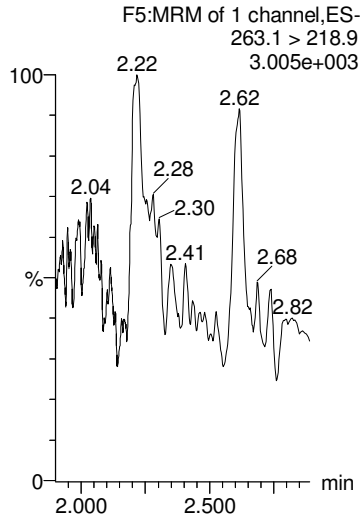

PFBS

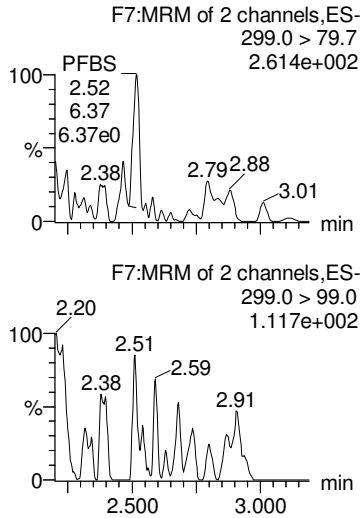

4:2 FTS

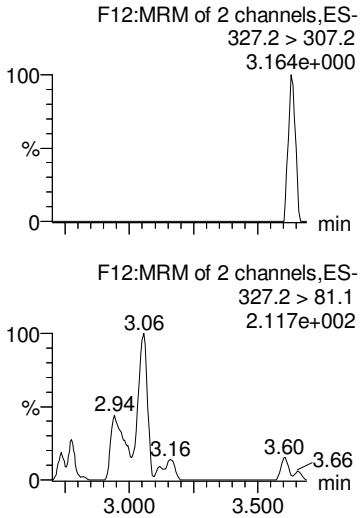

PFHxA

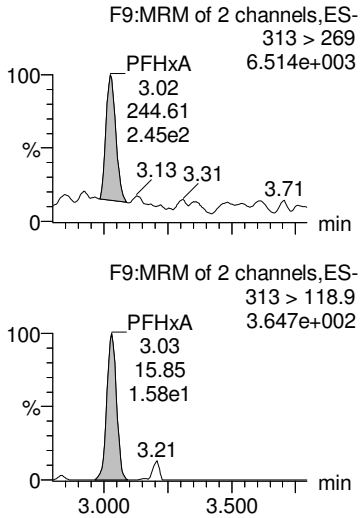

13C3-PFBA

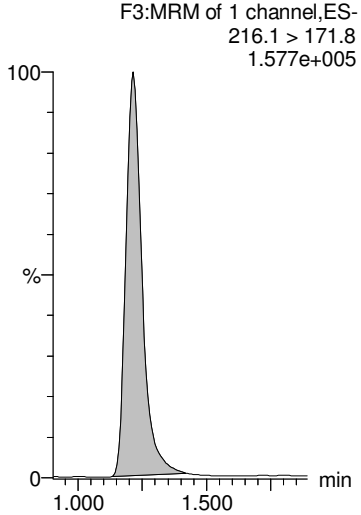

13C3-PFPeA

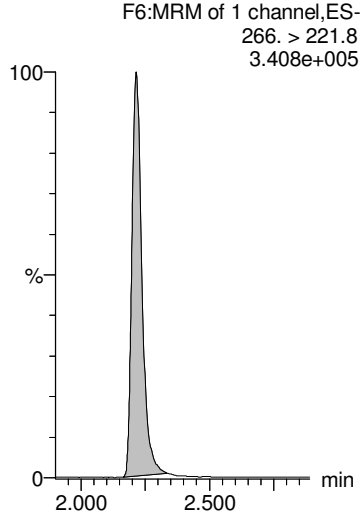

13C3-PFBS

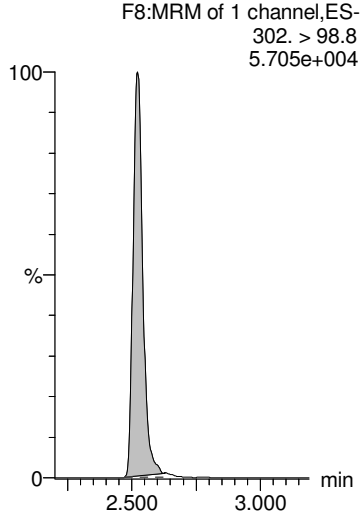

13C2-4:2 FTS

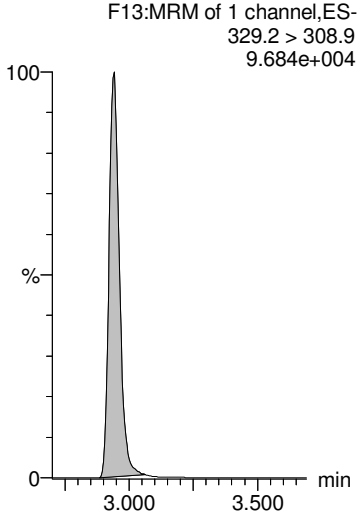

13C2-PFHxA

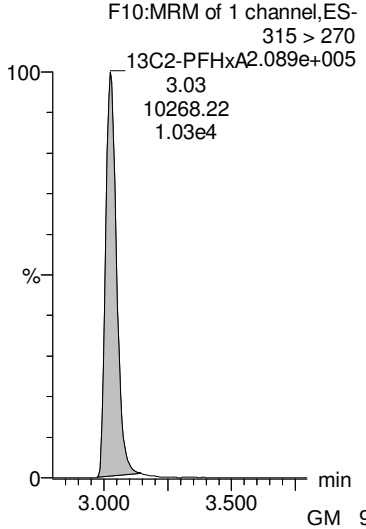

GM 9/20/2018

Dataset: Z:\Projects\PFAS.PRO\Results\180919M1\180919M1-802.qld

MMM 9/21/2018

Last Altered: Thursday, September 20, 2018 16:01:58 Pacific Daylight Time
Printed: Thursday, September 20, 2018 16:02:13 Pacific Daylight Time

Name: 180919M1_80, Date: 20-Sep-2018, Time: 06:03:05, ID: 1802860-02 PW1808271430RF 0.24714, Description: PW1808271430RF

PFHpA

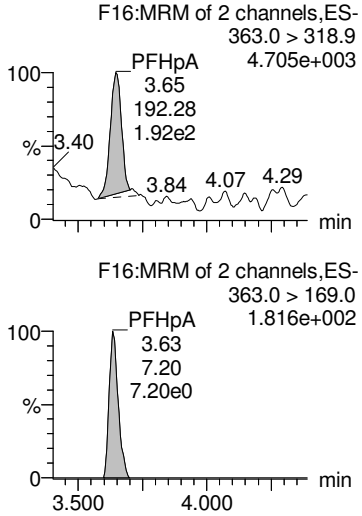

PFPeS

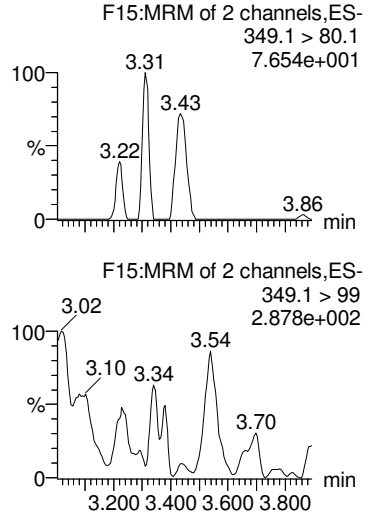

L-PFHxS

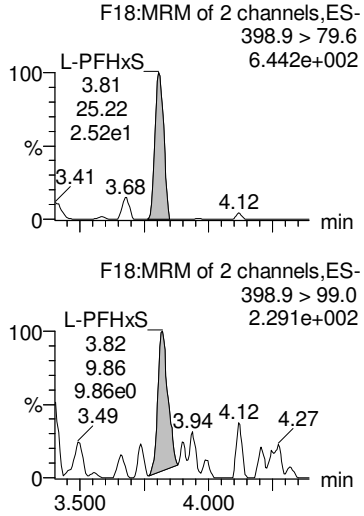

Br-PFHxS

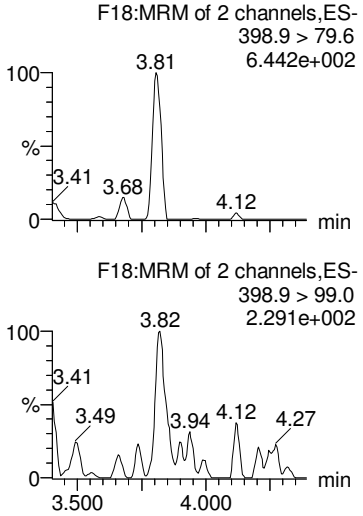

Total PFHxS

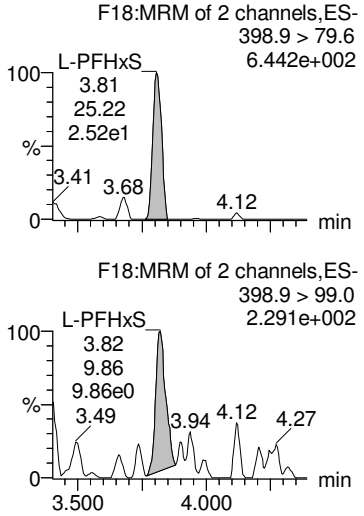

13C4-PFHpA

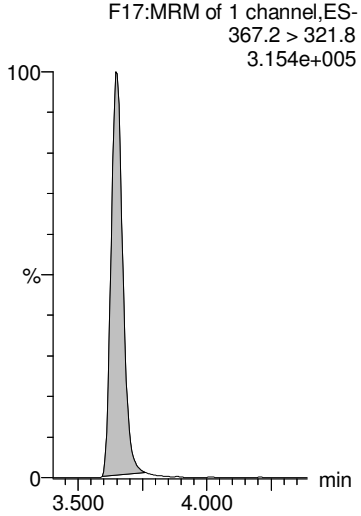

13C3-PFBS

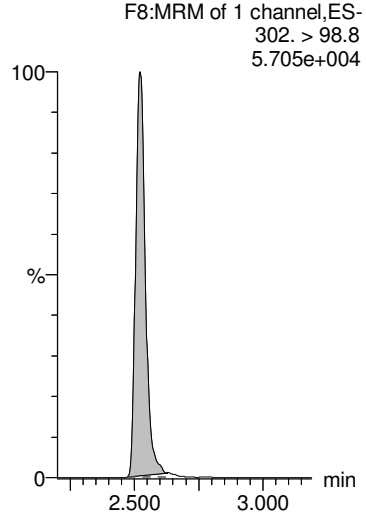

18O2-PFHxS

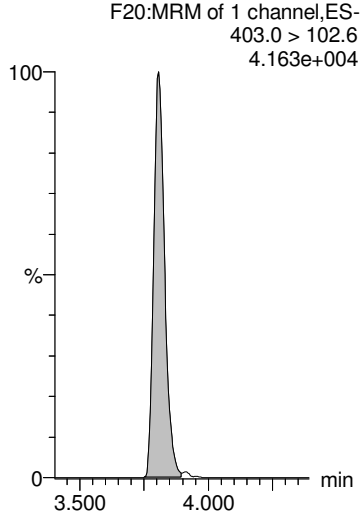

18O2-PFHxS

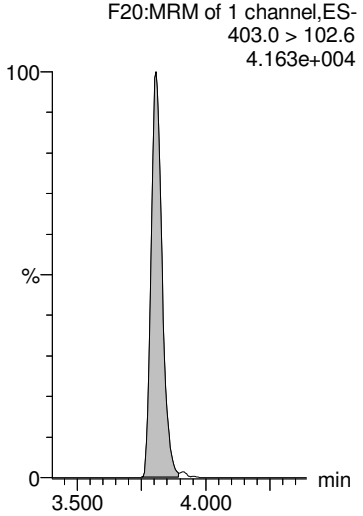

18O2-PFHxS

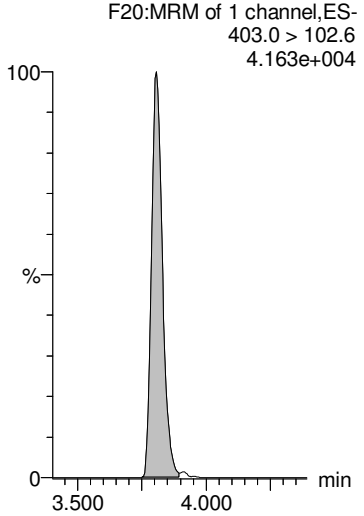

GM 9/20/2018

Dataset: Z:\Projects\PFAS.PRO\Results\180919M1\180919M1-802.qld

MMM 9/21/2018

Last Altered: Thursday, September 20, 2018 16:01:58 Pacific Daylight Time
Printed: Thursday, September 20, 2018 16:02:13 Pacific Daylight Time

Name: 180919M1_80, Date: 20-Sep-2018, Time: 06:03:05, ID: 1802860-02 PW1808271430RF 0.24714, Description: PW1808271430RF

6:2 FTS

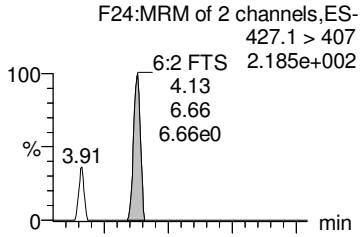

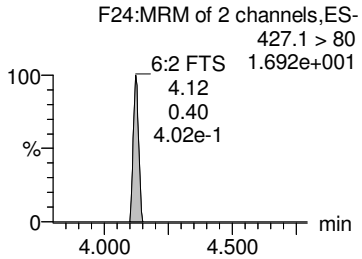

PFHpS

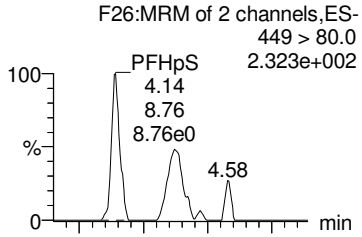

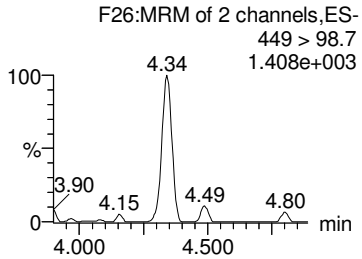

L-PFOA

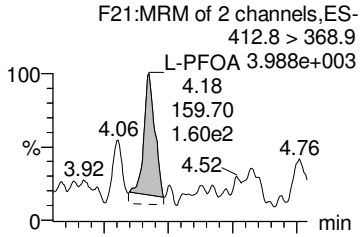

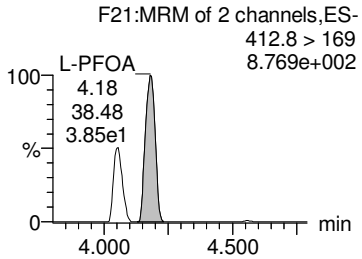

Br-PFOA

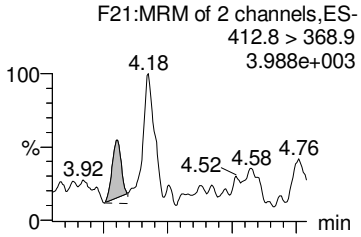

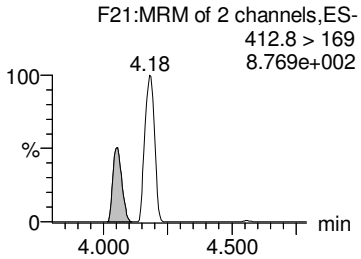

Total PFOA

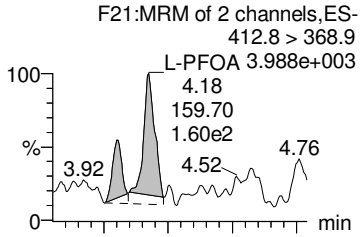

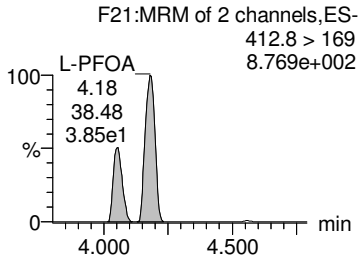

13C2-6:2 FTS

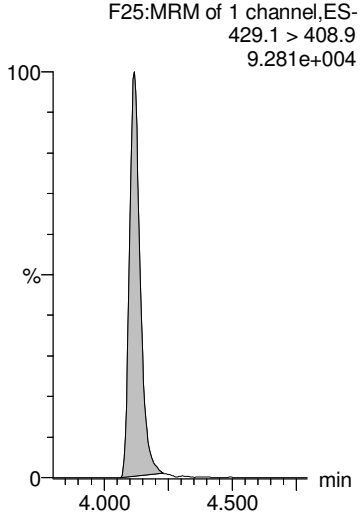

13C2-PFOA

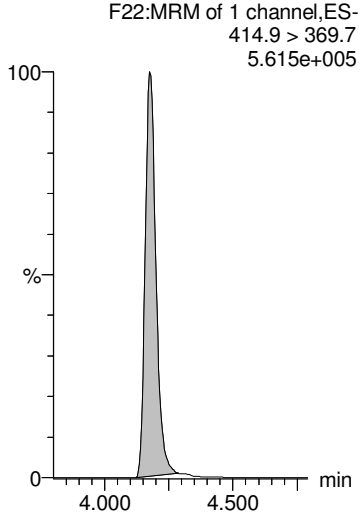

13C2-PFOA

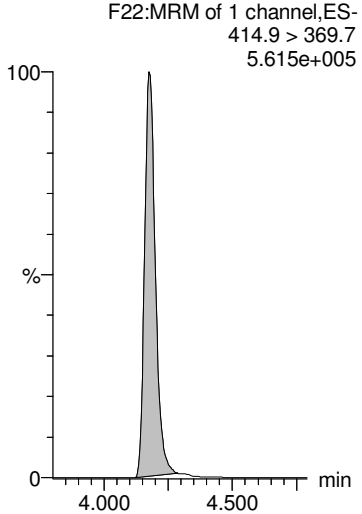

13C2-PFOA

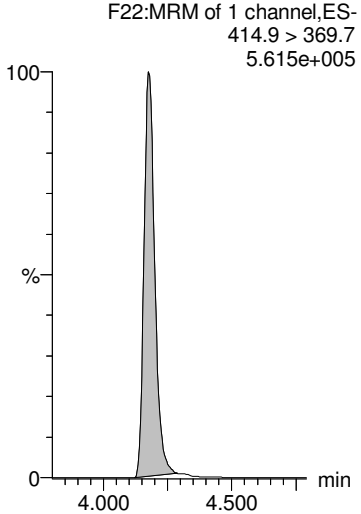

13C2-PFOA

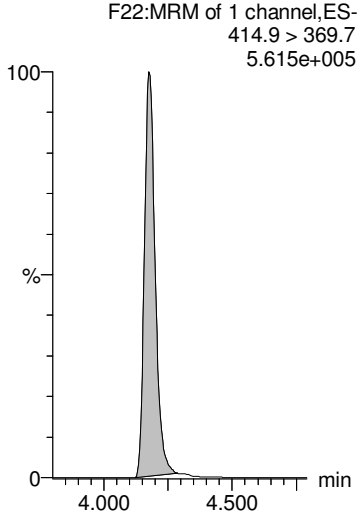

GM 9/20/2018

Dataset: Z:\Projects\PFAS.PRO\Results\180919M1\180919M1-802.qld

MMM 9/21/2018

Last Altered: Thursday, September 20, 2018 16:01:58 Pacific Daylight Time
Printed: Thursday, September 20, 2018 16:02:13 Pacific Daylight Time

Name: 180919M1_80, Date: 20-Sep-2018, Time: 06:03:05, ID: 1802860-02 PW1808271430RF 0.24714, Description: PW1808271430RF

PFNA

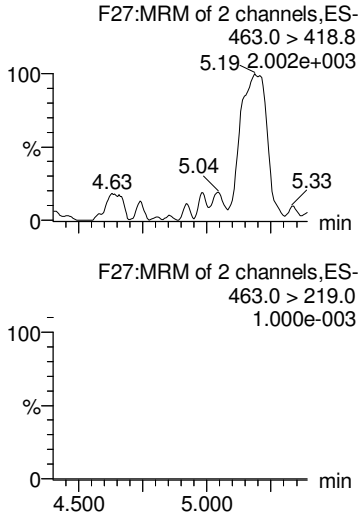

PFOSA

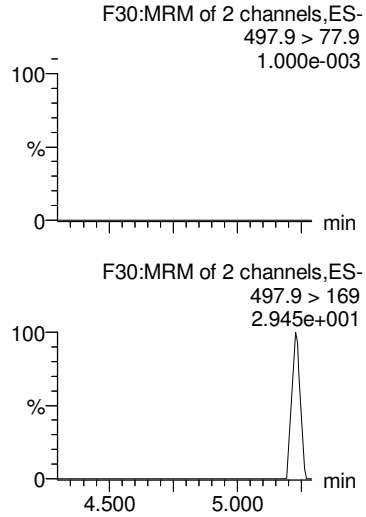

L-PFOS

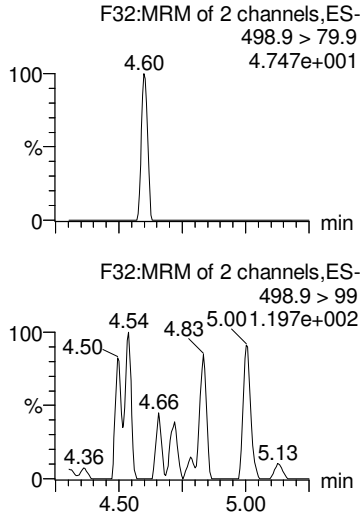

Br-PFOS

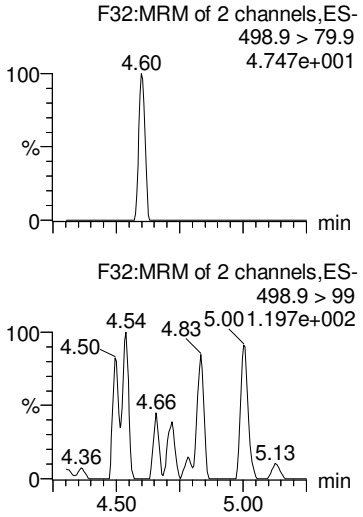

Total PFOS

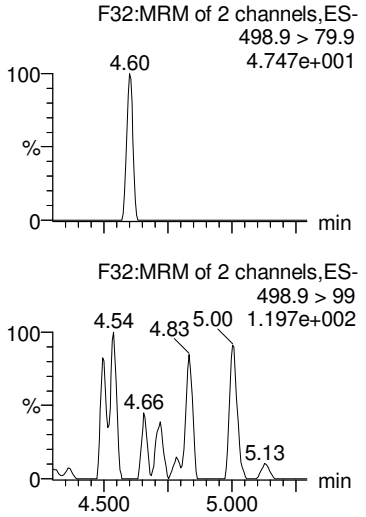

13C5-PFNA

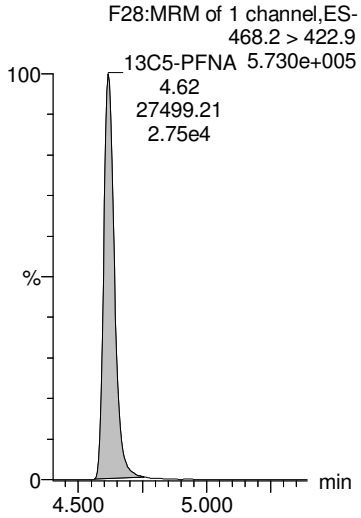

13C8-PFOSA

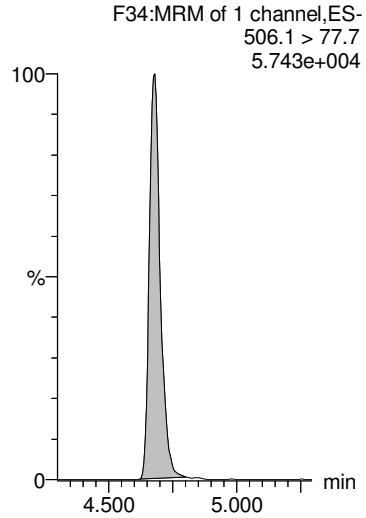

13C8-PFOS

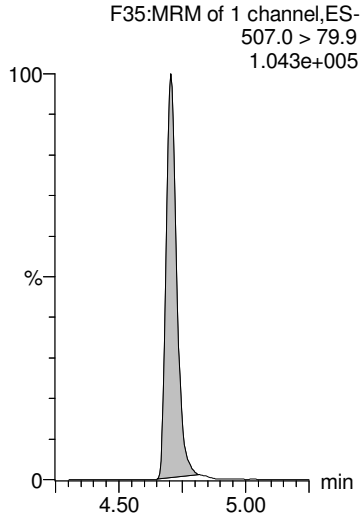

13C8-PFOS

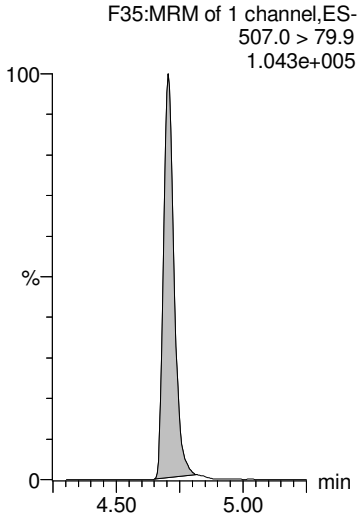

13C8-PFOS

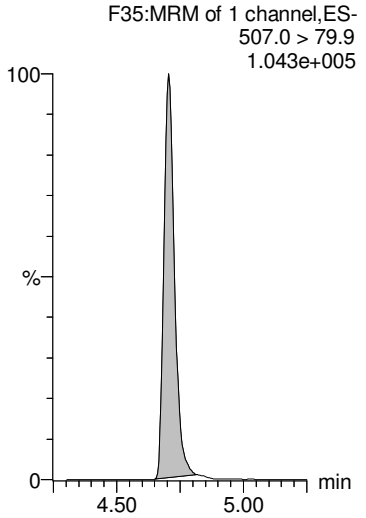

GM 9/20/2018

Dataset: Z:\Projects\PFAS.PRO\Results\180919M1\180919M1-802.qld

MMM 9/21/2018

Last Altered: Thursday, September 20, 2018 16:01:58 Pacific Daylight Time
Printed: Thursday, September 20, 2018 16:02:13 Pacific Daylight Time

Name: 180919M1_80, Date: 20-Sep-2018, Time: 06:03:05, ID: 1802860-02 PW1808271430RF 0.24714, Description: PW1808271430RF

PFDA

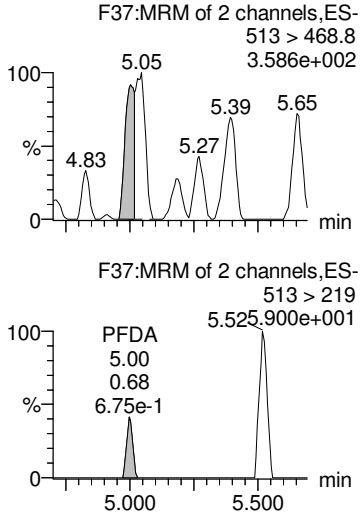

8:2 FTS

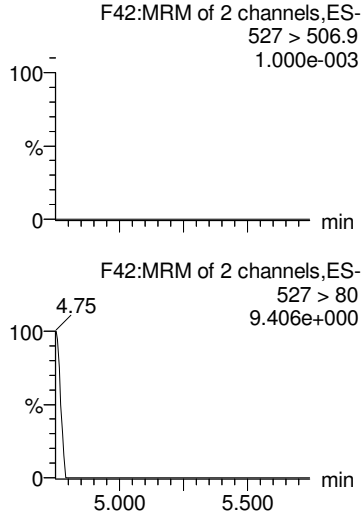

PFNS

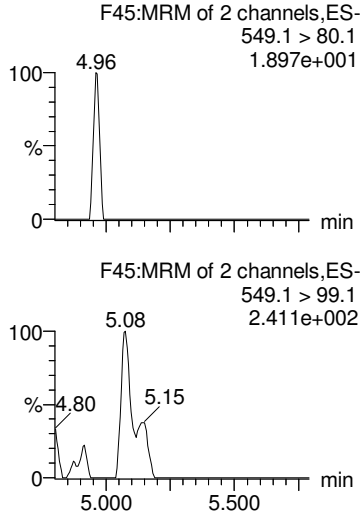

PFDS

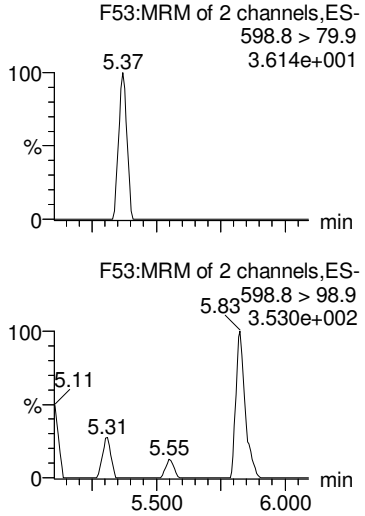

PFUdA

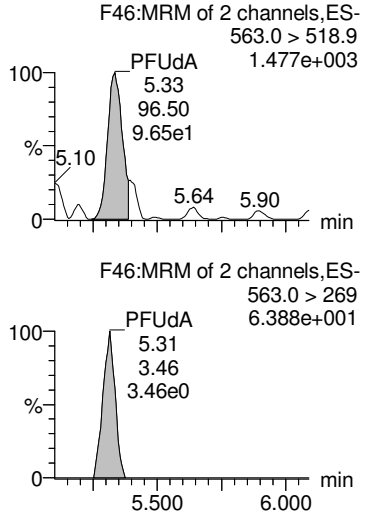

13C2-PFDA

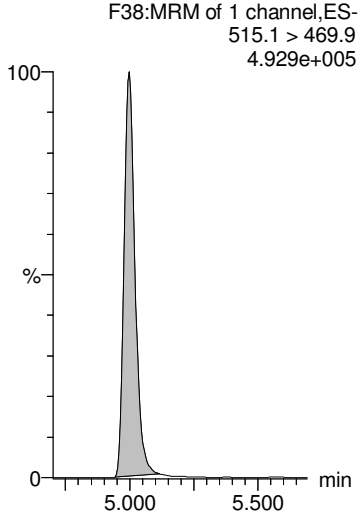

13C2-8:2 FTS

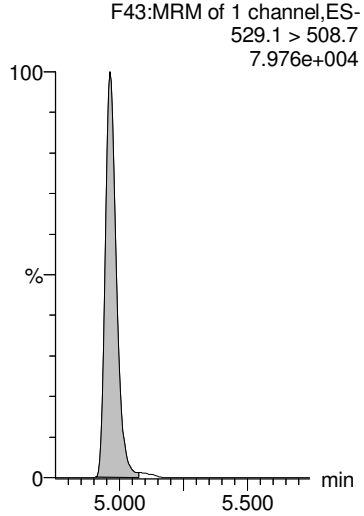

13C8-PFOS

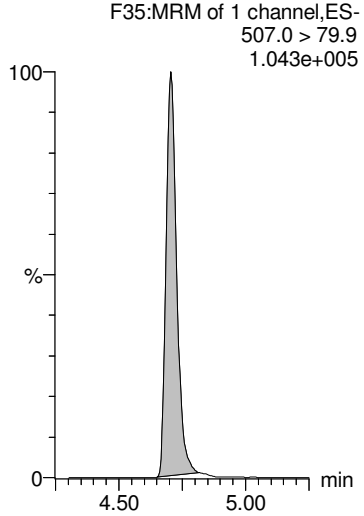

13C8-PFOS

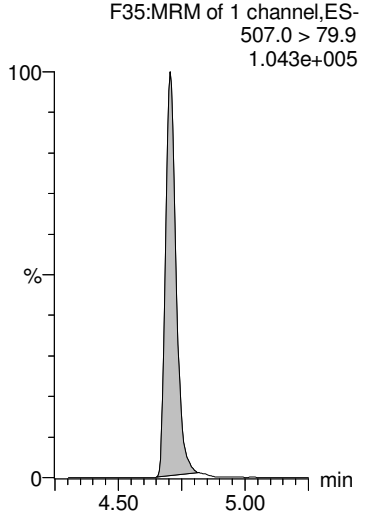

13C2-PFUdA

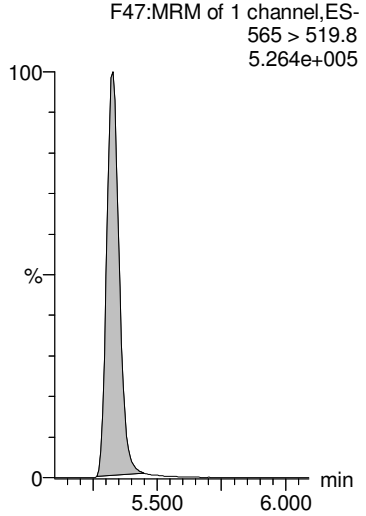

GM 9/20/2018

Dataset: Z:\Projects\PFAS.PRO\Results\180919M1\180919M1-802.qld

MMM 9/21/2018

Last Altered: Thursday, September 20, 2018 16:01:58 Pacific Daylight Time
Printed: Thursday, September 20, 2018 16:02:13 Pacific Daylight Time

Name: 180919M1_80, Date: 20-Sep-2018, Time: 06:03:05, ID: 1802860-02 PW1808271430RF 0.24714, Description: PW1808271430RF

L-MeFOSAA

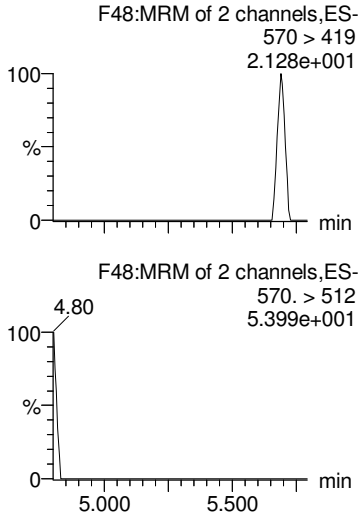

Br-MeFOSAA

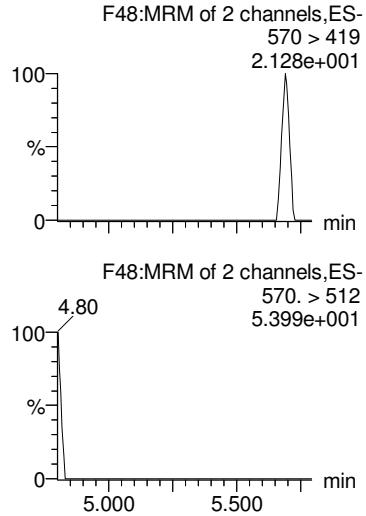

Total N-MeFOSAA

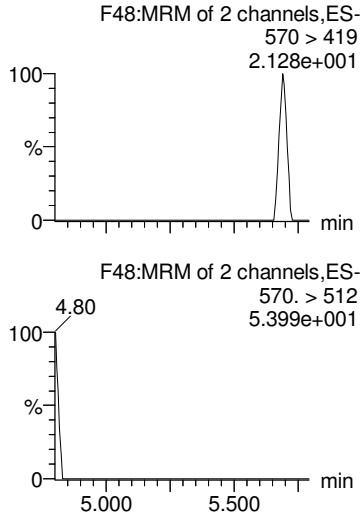

PFTrDA

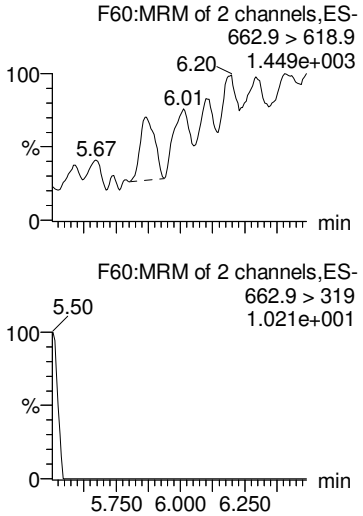

PFTeDA

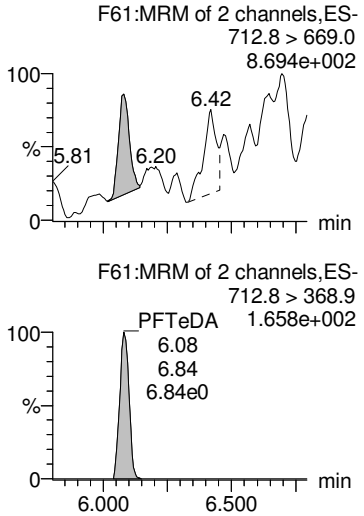

d3-N-MeFOSAA

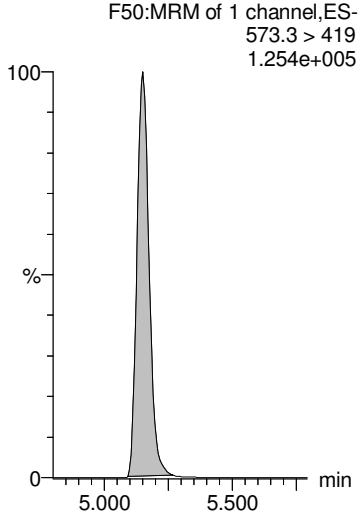

d3-N-MeFOSAA

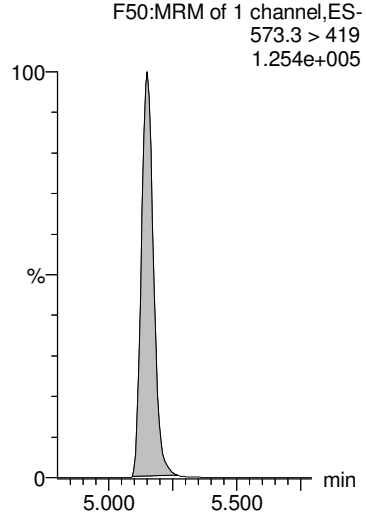

d3-N-MeFOSAA

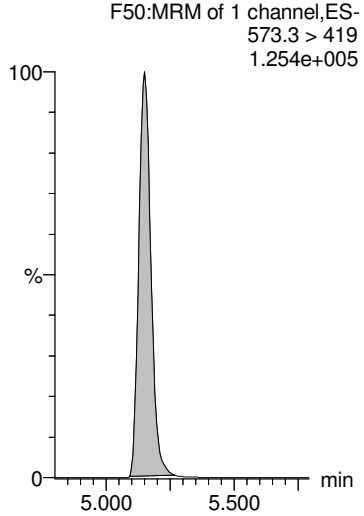

13C2-PFDoA

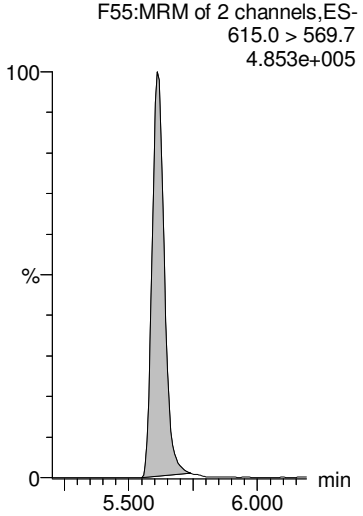

13C2-PFTeDA

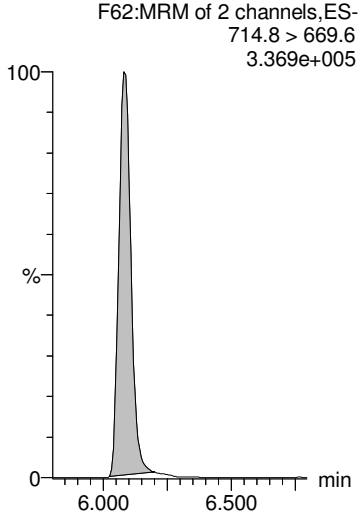

GM 9/20/2018

Dataset: Z:\Projects\PFAS.PRO\Results\180919M1\180919M1-802.qld

MMM 9/21/2018

Last Altered: Thursday, September 20, 2018 16:01:58 Pacific Daylight Time
Printed: Thursday, September 20, 2018 16:02:13 Pacific Daylight Time

Name: 180919M1_80, Date: 20-Sep-2018, Time: 06:03:05, ID: 1802860-02 PW1808271430RF 0.24714, Description: PW1808271430RF

L-EtFOSAA

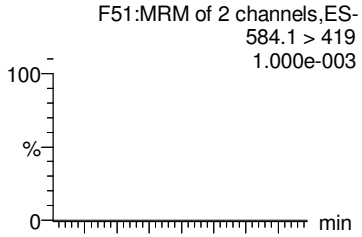

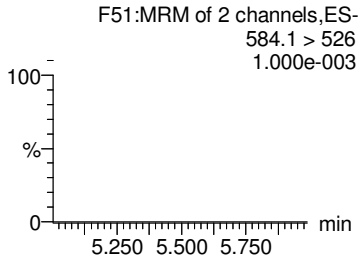

Br-ETFOSAA

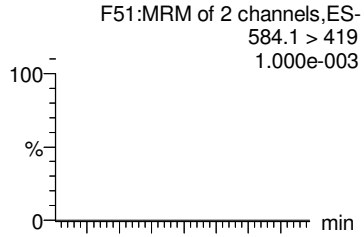

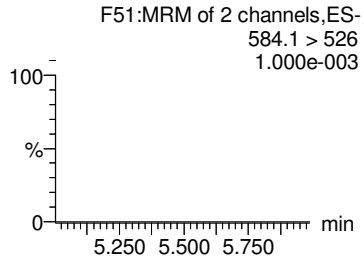

Total N-EtFOSAA

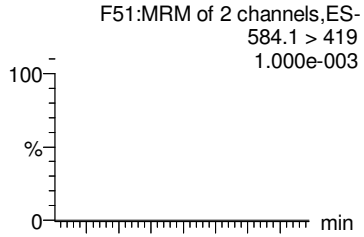

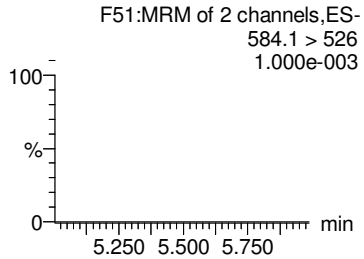

PFDoA

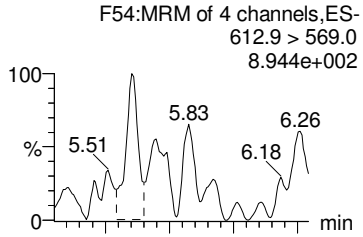

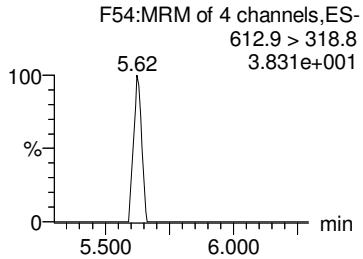

TCDA

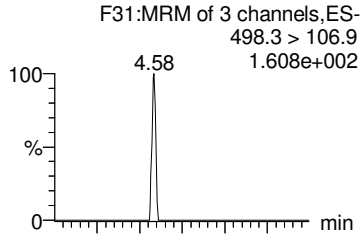

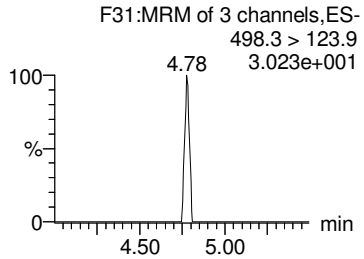

d5-N-EtFOSAA

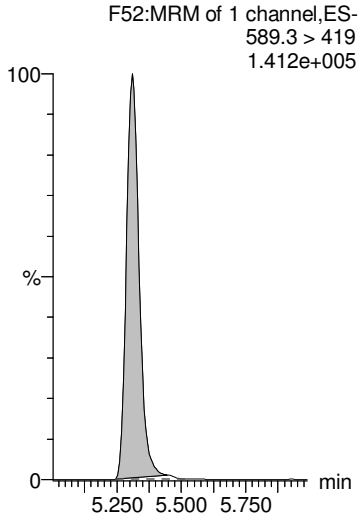

d5-N-EtFOSAA

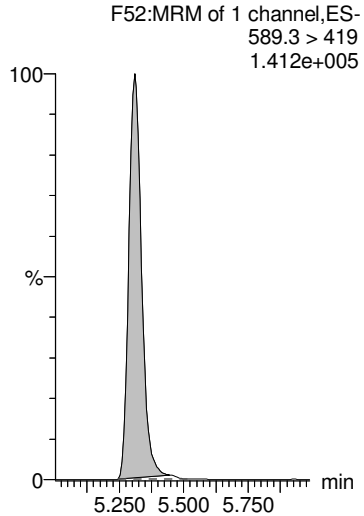

d5-N-EtFOSAA

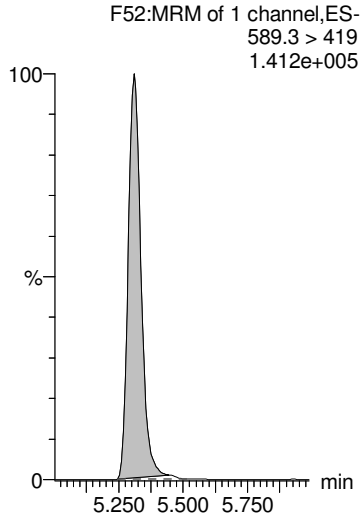

13C2-PFDoA

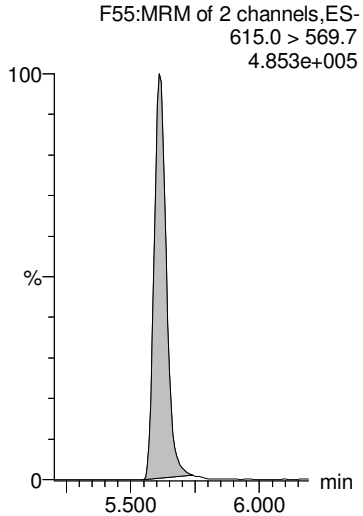

13C8-PFOS

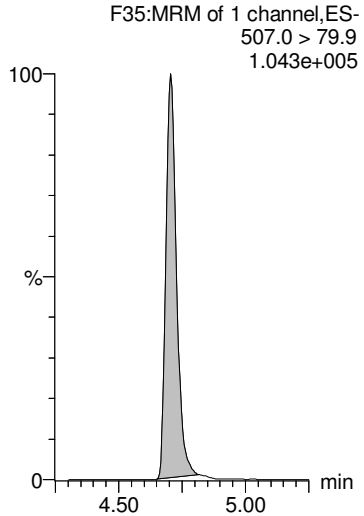

GM 9/20/2018

Dataset: Z:\Projects\PFAS.PRO\Results\180919M1\180919M1-802.qld

MMM 9/21/2018

Last Altered: Thursday, September 20, 2018 16:01:58 Pacific Daylight Time
Printed: Thursday, September 20, 2018 16:02:13 Pacific Daylight Time

Name: 180919M1_80, Date: 20-Sep-2018, Time: 06:03:05, ID: 1802860-02 PW1808271430RF 0.24714, Description: PW1808271430RF

13C4-PFBA

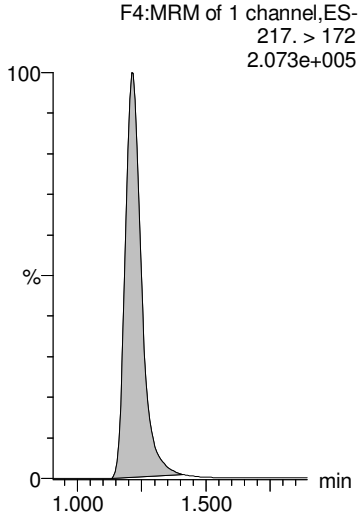

13C5-PFHxA

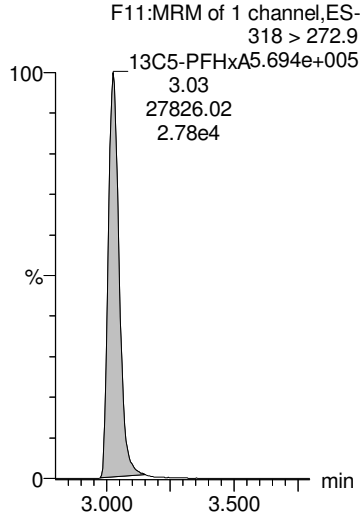

13C3-PFHxS

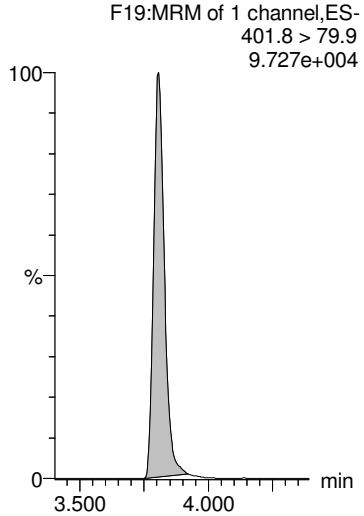

13C8-PFOA

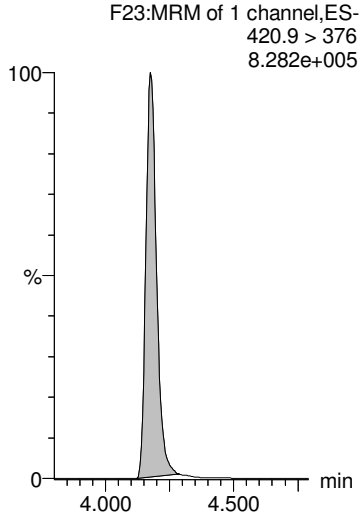

13C9-PFNA

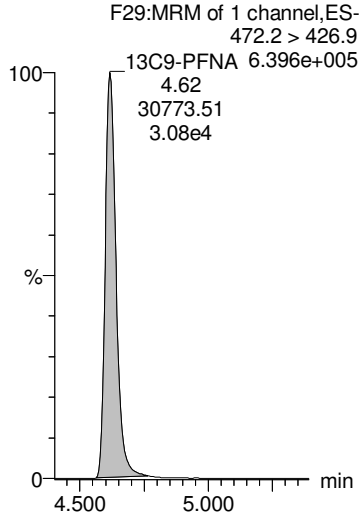

13C4-PFOS

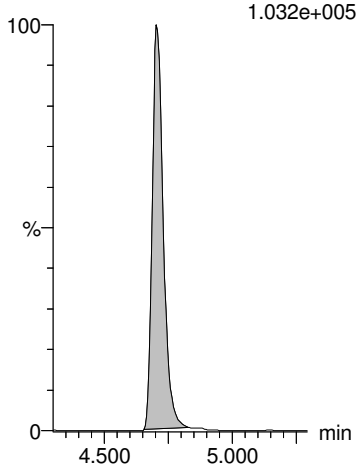

13C6-PFDA

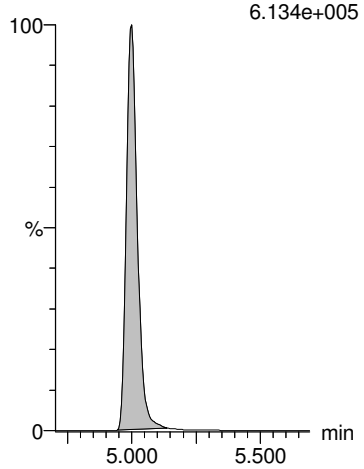

13C7-PFUdA

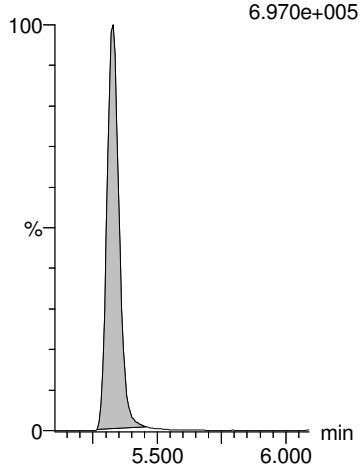

GM 9/20/2018

Dataset: Z:\Projects\PFAS.PRO\Results\180919M1\180919M1-83.qld

MMM 9/21/2018

Last Altered: Thursday, September 20, 2018 15:59:05 Pacific Daylight Time
Printed: Thursday, September 20, 2018 15:59:14 Pacific Daylight Time

Name: 180919M1_83, Date: 20-Sep-2018, Time: 06:34:50, ID: 1802860-03 SW1808271500RF 0.23589, Description: SW1808271500RF

	#	Name	Trace	Area	IS Area	Wt/Vol	RRF	RT	Response	Conc.	%Rec	Ion Ratio	Ratio Out?
1	1	PFBA	213.0 > 168.8	6.40e2	1.10e4	0.236	0.000	1.21	0.725	2.6362			
2	2	PFPeA	263.1 > 218.9		1.46e4	0.236							
3	3	PFBS	299.0 > 79.7		2.11e3	0.236							
4	4	4:2 FTS	327.2>307.2		3.74e3	0.236							
5	5	PFHxA	313 > 269	6.98e2	9.47e3	0.236	0.000	3.03	0.368	1.4802		13.1	NO
6	36	13C3-PFBA	216.1 > 171.8	1.10e4	1.47e4	0.236	0.750	1.21	9.38	52.9103	99.8		
7	37	13C3-PFPeA	266. > 221.8	1.46e4	2.59e4	0.236	0.564	2.21	7.05	53.0965	100.2		
8	38	13C3-PFBS	302. > 98.8	2.11e3	4.08e3	0.236	0.518	2.52	6.48	54.6328	103.1		
9	39	13C2-4:2 FTS	329.2>308.9	3.74e3	4.08e3	0.236	0.917	2.94	11.5	44.5168	84.0		
10	40	13C2-PFHxA	315 > 270	9.47e3	2.59e4	0.236	0.915	3.03	4.58	20.5662	97.0		
11	-1												
12	7	PFHpA	363.0 > 318.9	3.21e2	1.50e4	0.236	0.000	3.65	0.268	0.9508		17.2	NO
13	6	PFPeS	349.1>80.1		2.11e3	0.236							
14	8	L-PFHxS	398.9 > 79.6	2.39e2	1.66e3	0.236	0.000	3.81	1.80	4.0761		1.41	NO
15	9	Br-PFHxS	398.9 > 79.6	1.97e1	1.66e3	0.236	0.000	3.68	0.149	0.4606		2.87	NO
16	68	Total PFHxS	398.9 > 79.6	2.58e2	1.66e3	0.236			1.95	4.5367			
17	41	13C4-PFHpA	367.2 > 321.8	1.50e4	2.59e4	0.236	0.579	3.65	7.24	54.3715	102.6		
18	38	13C3-PFBS	302. > 98.8	2.11e3	4.08e3	0.236	0.518	2.52	6.48	54.6328	103.1		
19	42	18O2-PFHxS	403.0 > 102.6	1.66e3	4.08e3	0.236	0.407	3.81	5.08	53.9212	101.7		
20	42	18O2-PFHxS	403.0 > 102.6	1.66e3	4.08e3	0.236	0.407	3.81	5.08	53.9212	101.7		
21	42	18O2-PFHxS	403.0 > 102.6	1.66e3	4.08e3	0.236	0.407	3.81	5.08	53.9212	101.7		
22	-1												
23	10	6:2 FTS	427.1 > 407	6.31e1	4.42e3	0.236	0.000	4.12	0.178	0.6734		2.09	YES
24	13	PFHpS	449 > 80.0	1.25e1	4.41e3	0.236	0.000	4.29	0.0354	0.0211		3.77	YES
25	11	L-PFOA	412.8 > 368.9	1.29e3	2.43e4	0.236	0.000	4.18	0.663	1.8807		3.83	NO
26	12	Br-PFOA	412.8 > 368.9		2.43e4	0.236							
27	69	Total PFOA	412.8 > 368.9	1.29e3	2.43e4	0.236			0.663	1.8807			
28	43	13C2-6:2 FTS	429.1 > 408.9	4.42e3	4.34e3	0.236	1.02	4.12	12.7	46.5065	87.7		
29	44	13C2-PFOA	414.9 > 369.7	2.43e4	3.62e4	0.236	0.671	4.18	8.39	50.6955	95.6		
30	44	13C2-PFOA	414.9 > 369.7	2.43e4	3.62e4	0.236	0.671	4.18	8.39	50.6955	95.6		
31	44	13C2-PFOA	414.9 > 369.7	2.43e4	3.62e4	0.236	0.671	4.18	8.39	50.6955	95.6		
32	44	13C2-PFOA	414.9 > 369.7	2.43e4	3.62e4	0.236	0.671	4.18	8.39	50.6955	95.6		
33	-1												
34	14	PFNA	463.0 > 418.8	1.60e2	2.30e4	0.236	0.000	4.62	0.0869	0.2699		5.46	NO
35	15	PFOSA	497.9 > 77.9		2.29e3	0.236							
36	16	L-PFOS	498.9 > 79.9	1.54e2	4.41e3	0.236	0.000	4.71	0.437	1.8163		1.69	NO
37	17	Br-PFOS	498.9 > 79.9	1.18e2	4.41e3	0.236	0.000	4.59	0.334	1.3779		3.14	NO

GM 9/20/2018

Dataset: Z:\Projects\PFAS.PRO\Results\180919M1\180919M1-83.qld

MMM 9/21/2018

Last Altered: Thursday, September 20, 2018 15:59:05 Pacific Daylight Time
Printed: Thursday, September 20, 2018 15:59:14 Pacific Daylight Time

Name: 180919M1_83, Date: 20-Sep-2018, Time: 06:34:50, ID: 1802860-03 SW1808271500RF 0.23589, Description: SW1808271500RF

	#	Name	Trace	Area	IS Area	Wt/Vol	RRF	RT	Response	Conc.	%Rec	Ion Ratio	Ratio Out?
38	70	Total PFOS	498.9 > 79.9	2.72e2	4.41e3	0.236			0.770	3.1942			
39	45	13C5-PFNA	468.2 > 422.9	2.30e4	2.67e4	0.236	0.864	4.62	10.8	47.3721	89.4		
40	46	13C8-PFOSA	506.1 > 77.7	2.29e3	3.31e4	0.236	0.0690	4.68	0.863	21.9786	41.5		
41	47	13C8-PFOS	507.0 > 79.9	4.41e3	4.34e3	0.236	1.02	4.70	12.7	51.4531	97.1		
42	47	13C8-PFOS	507.0 > 79.9	4.41e3	4.34e3	0.236	1.02	4.70	12.7	51.4531	97.1		
43	47	13C8-PFOS	507.0 > 79.9	4.41e3	4.34e3	0.236	1.02	4.70	12.7	51.4531	97.1		
44	-1												
45	18	PFDA	513 > 468.8	2.08e1	1.98e4	0.236	0.000	5.00	0.0131			2.56	YES
46	19	8:2 FTS	527 > 506.9		3.40e3	0.236							
47	20	PFNS	549.1 > 80.1		4.41e3	0.236							
48	26	PFDS	598.8 > 79.9		4.41e3	0.236							
49	25	PFUdA	563.0 > 518.9		2.58e4	0.236							
50	48	13C2-PFDA	515.1 > 469.9	1.98e4	2.64e4	0.236	0.751	5.00	9.38	43.2292	81.6		
51	49	13C2-8:2 FTS	529.1 > 508.7	3.40e3	4.34e3	0.236	0.783	4.96	9.79	45.8617	86.5		
52	47	13C8-PFOS	507.0 > 79.9	4.41e3	4.34e3	0.236	1.02	4.70	12.7	51.4531	97.1		
53	47	13C8-PFOS	507.0 > 79.9	4.41e3	4.34e3	0.236	1.02	4.70	12.7	51.4531	97.1		
54	51	13C2-PFUdA	565 > 519.8	2.58e4	3.31e4	0.236	0.781	5.33	9.76	42.4251	80.0		
55	-1												
56	21	L-MeFOSAA	570 > 419		6.11e3	0.236							
57	22	Br-MeFOSAA	570. > 419		6.11e3	0.236							
58	71	Total N-MeFOSAA	570. > 419	0.00e0	6.11e3	0.236			0.000				
59	29	PFTrDA	662.9 > 618.9		2.33e4	0.236							
60	30	PFTeDA	712.8 > 669.0		1.67e4	0.236							
61	50	d3-N-MeFOSAA	573.3 > 419	6.11e3	3.31e4	0.236	0.185	5.15	2.31	42.5433	80.3		
62	50	d3-N-MeFOSAA	573.3 > 419	6.11e3	3.31e4	0.236	0.185	5.15	2.31	42.5433	80.3		
63	50	d3-N-MeFOSAA	573.3 > 419	6.11e3	3.31e4	0.236	0.185	5.15	2.31	42.5433	80.3		
64	53	13C2-PFDoA	615.0 > 569.7	2.33e4	2.64e4	0.236	0.882	5.61	11.0	42.4190	80.0		
65	55	13C2-PFTeDA	714.8 > 669.6	1.67e4	3.31e4	0.236	0.504	6.08	6.30	42.0181	79.3		
66	-1												
67	23	L-EtFOSAA	584.1 > 419		7.34e3	0.236							
68	24	Br-ETFOSAA	584.1 > 419		7.34e3	0.236							
69	72	Total N-EtFOSAA	584.1 > 419	0.00e0	7.34e3	0.236			0.000				
70	27	PFDoA	612.9 > 569.0		2.33e4	0.236							
71	73	TCDA	498.3>106.9			0.236							
72	52	d5-N-EtFOSAA	589.3 > 419	7.34e3	3.31e4	0.236	0.222	5.31	2.77	45.9178	86.6		
73	52	d5-N-EtFOSAA	589.3 > 419	7.34e3	3.31e4	0.236	0.222	5.31	2.77	45.9178	86.6		
74	52	d5-N-EtFOSAA	589.3 > 419	7.34e3	3.31e4	0.236	0.222	5.31	2.77	45.9178	86.6		

GM 9/20/2018

Dataset: Z:\Projects\PFAS.PRO\Results\180919M1\180919M1-83.qld

MMM 9/21/2018

Last Altered: Thursday, September 20, 2018 15:59:05 Pacific Daylight Time
Printed: Thursday, September 20, 2018 15:59:14 Pacific Daylight Time

Name: 180919M1_83, Date: 20-Sep-2018, Time: 06:34:50, ID: 1802860-03 SW1808271500RF 0.23589, Description: SW1808271500RF

	#	Name	Trace	Area	IS Area	Wt/Vol	RRF	RT	Response	Conc.	%Rec	Ion Ratio	Ratio Out?
75	53	13C2-PFDoA	615.0 > 569.7	2.33e4	2.64e4	0.236	0.882	5.61	11.0	42.4190	80.0		
76	47	13C8-PFOS	507.0 > 79.9	4.41e3	4.34e3	0.236	1.02	4.70	12.7	51.4531	97.1		
77	-1												
78	60	13C4-PFBA	217. > 172	1.47e4	1.47e4	0.236	1.00	1.21	12.5	53.0020	100.0		
79	61	13C5-PFHxA	318 > 272.9	2.59e4	2.59e4	0.236	1.00	3.03	12.5	53.0020	100.0		
80	62	13C3-PFHxS	401.8 > 79.9	4.08e3	4.08e3	0.236	1.00	3.81	12.5	53.0020	100.0		
81	63	13C8-PFOA	420.9 > 376	3.62e4	3.62e4	0.236	1.00	4.18	12.5	53.0020	100.0		
82	64	13C9-PFNA	472.2 > 426.9	2.67e4	2.67e4	0.236	1.00	4.62	12.5	53.0020	100.0		
83	65	13C4-PFOS	503 > 79.9	4.34e3	4.34e3	0.236	1.00	4.70	12.5	53.0020	100.0		
84	66	13C6-PFDA	519.1 > 473.7	2.64e4	2.64e4	0.236	1.00	5.00	12.5	53.0020	100.0		
85	67	13C7-PFUdA	570.1 > 524.8	3.31e4	3.31e4	0.236	1.00	5.33	12.5	53.0020	100.0		

GM 9/20/2018

Dataset: Z:\Projects\PFAS.PRO\Results\180919M1\180919M1-83.qld

MMM 9/21/2018

Last Altered: Thursday, September 20, 2018 15:59:05 Pacific Daylight Time
Printed: Thursday, September 20, 2018 15:59:14 Pacific Daylight Time

Method: Z:\Projects\PFAS.pro\MethDB\PFAS_FULL_80C_091918.mdb 20 Sep 2018 08:42:56
Calibration: Z:\Projects\PFAS.pro\CurveDB\C18_VAL-PFAS_Q4_09-18-18.cdb 19 Sep 2018 09:23:23

Name: 180919M1_83, Date: 20-Sep-2018, Time: 06:34:50, ID: 1802860-03 SW1808271500RF 0.23589, Description: SW1808271500RF

PFBA

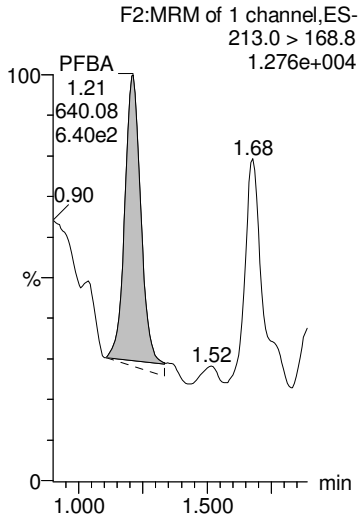

PFPeA

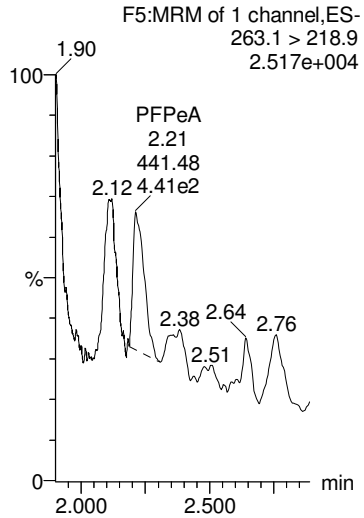

PFBS

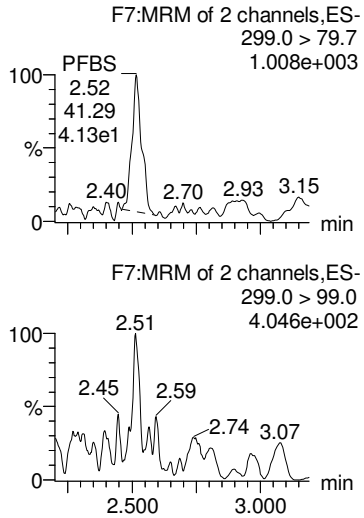

4:2 FTS

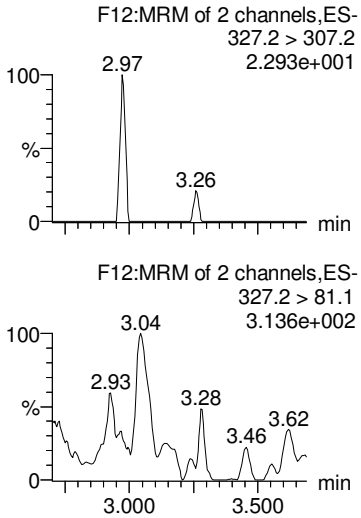

PFHxA

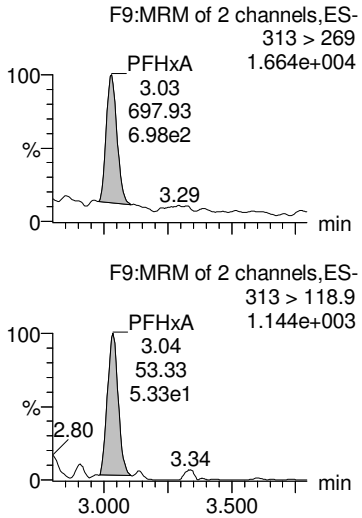

13C3-PFBA

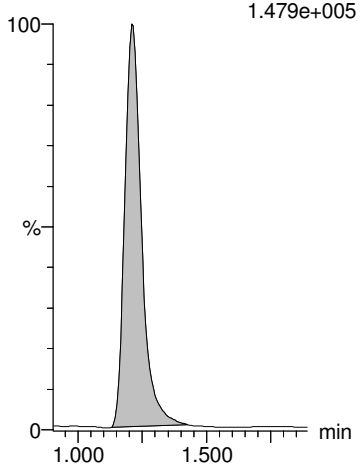

13C3-PFPeA

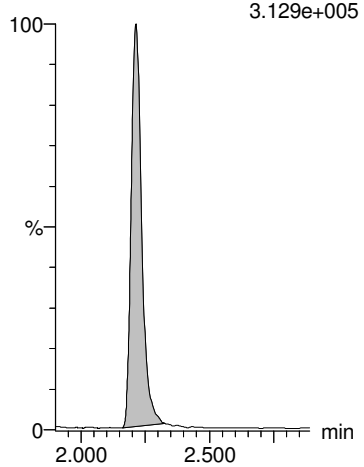

13C3-PFBS

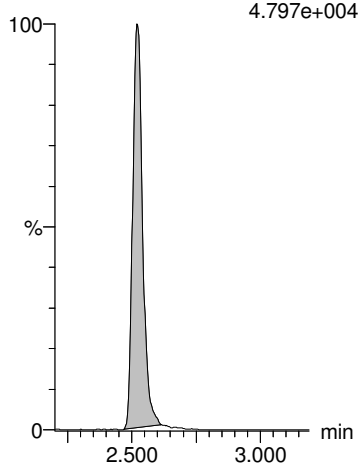

13C2-4:2 FTS

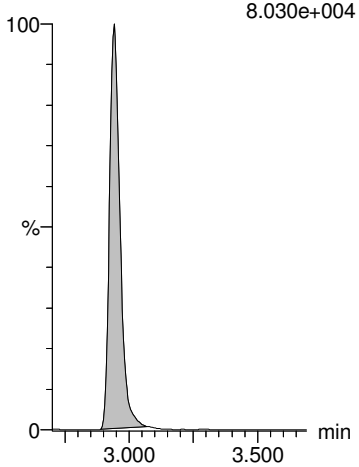

13C2-PFHxA

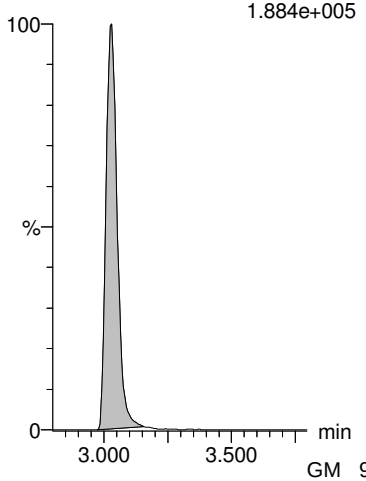

GM 9/20/2018

Dataset: Z:\Projects\PFAS.PRO\Results\180919M1\180919M1-83.qld

MMM 9/21/2018

Last Altered: Thursday, September 20, 2018 15:59:05 Pacific Daylight Time
Printed: Thursday, September 20, 2018 15:59:14 Pacific Daylight Time

Name: 180919M1_83, Date: 20-Sep-2018, Time: 06:34:50, ID: 1802860-03 SW1808271500RF 0.23589, Description: SW1808271500RF

PFHpA

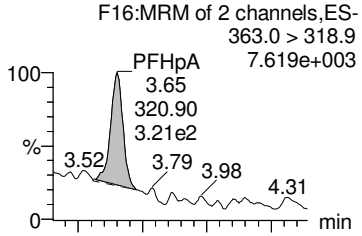

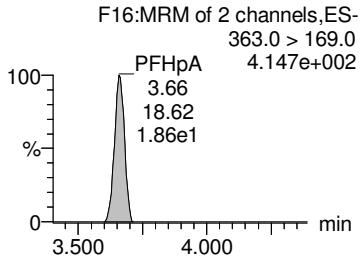

PFPeS

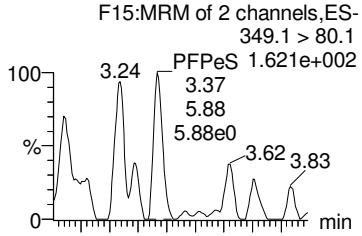

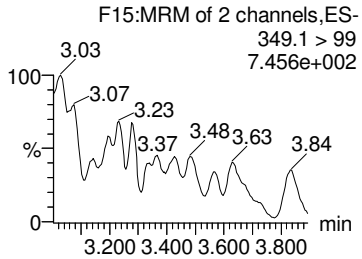

L-PFHxS

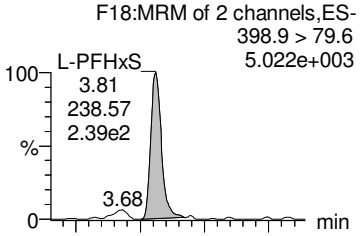

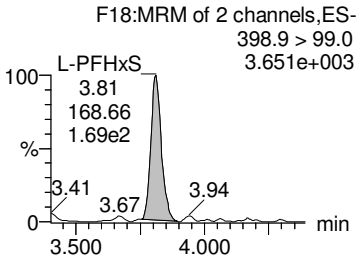

Br-PFHxS

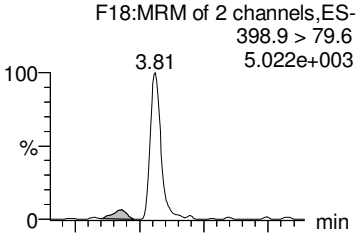

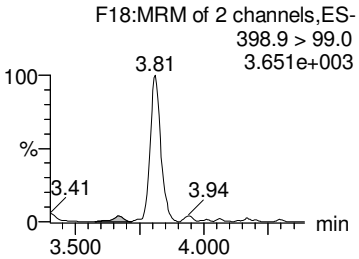

Total PFHxS

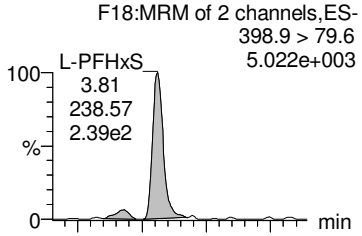

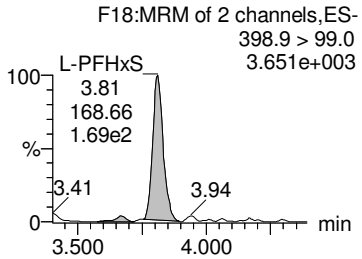

13C4-PFHpA

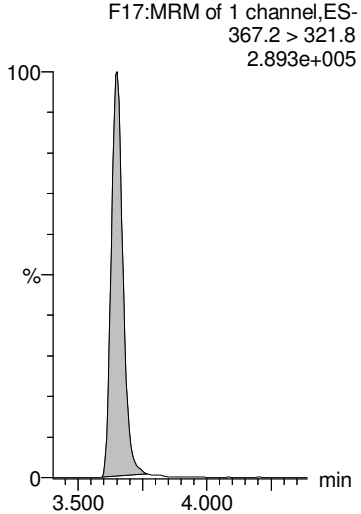

13C3-PFBS

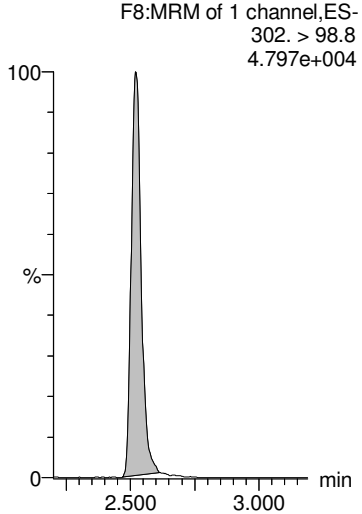

18O2-PFHxS

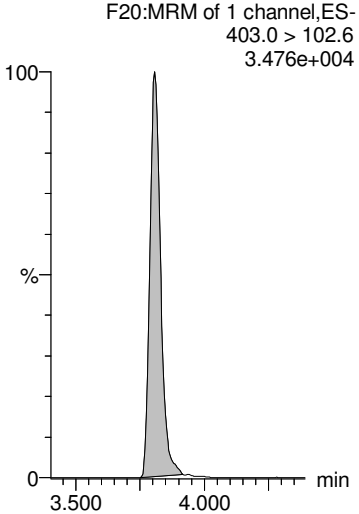

18O2-PFHxS

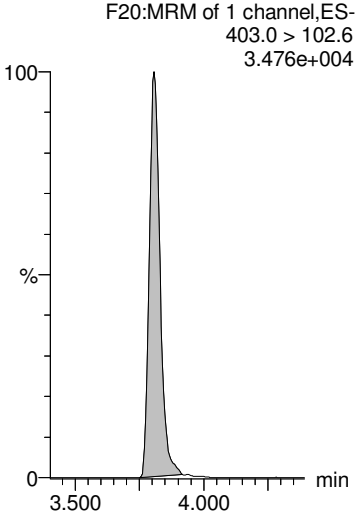

18O2-PFHxS

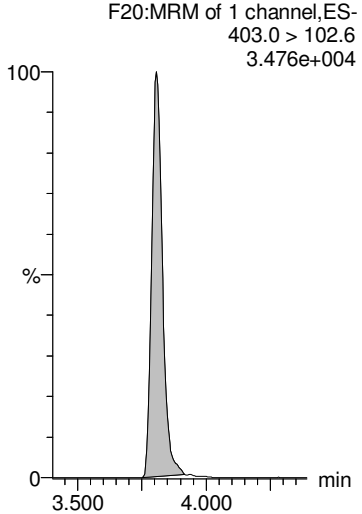

GM 9/20/2018

Dataset: Z:\Projects\PFAS.PRO\Results\180919M1\180919M1-83.qld

MMM 9/21/2018

Last Altered: Thursday, September 20, 2018 15:59:05 Pacific Daylight Time
Printed: Thursday, September 20, 2018 15:59:14 Pacific Daylight Time

Name: 180919M1_83, Date: 20-Sep-2018, Time: 06:34:50, ID: 1802860-03 SW1808271500RF 0.23589, Description: SW1808271500RF

6:2 FTS

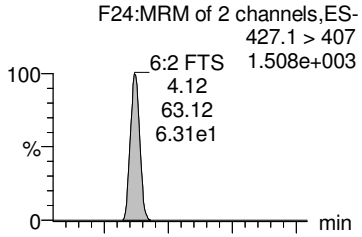

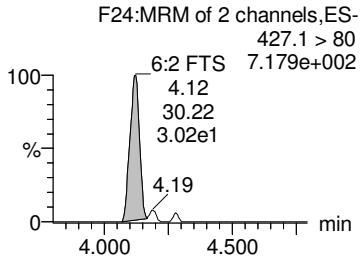

PFHpS

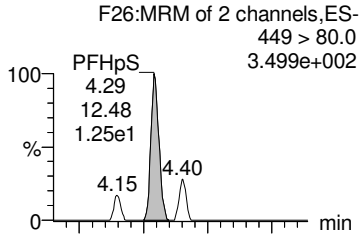

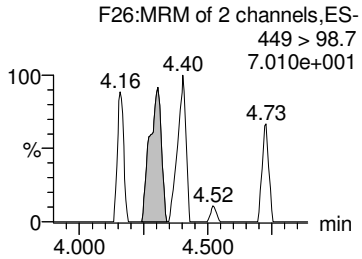

L-PFOA

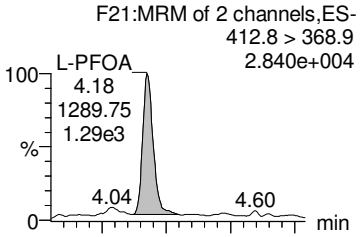

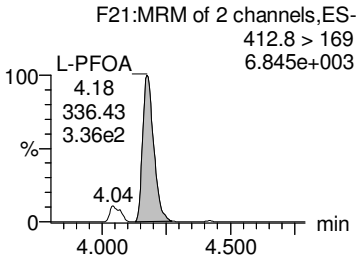

Br-PFOA

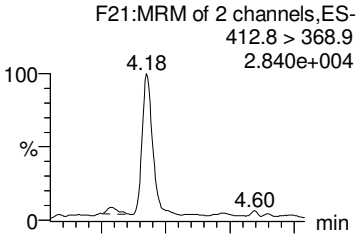

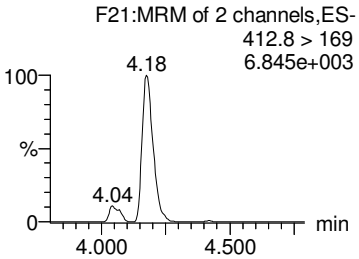

Total PFOA

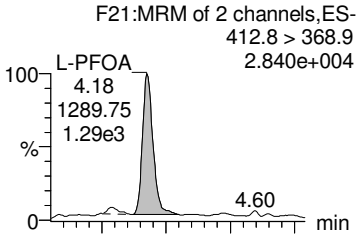

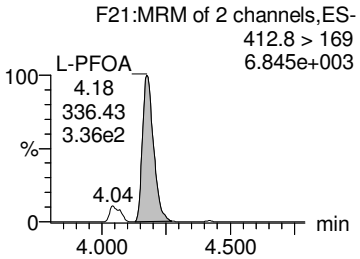

13C2-6:2 FTS

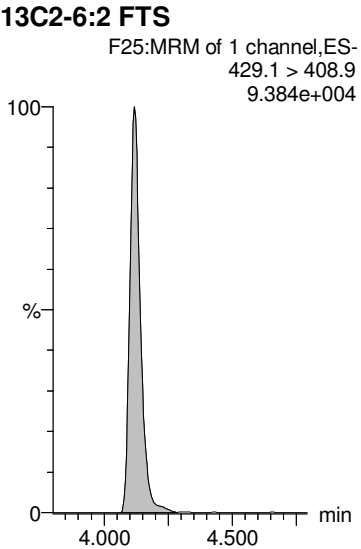

13C2-PFOA

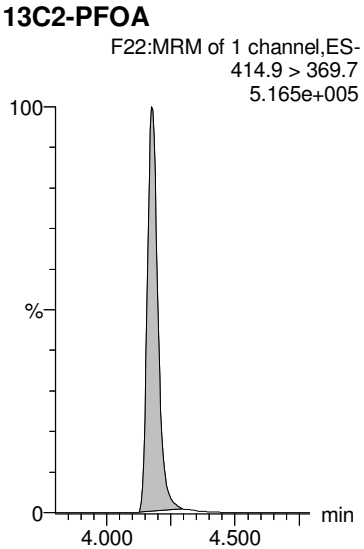

13C2-PFOA

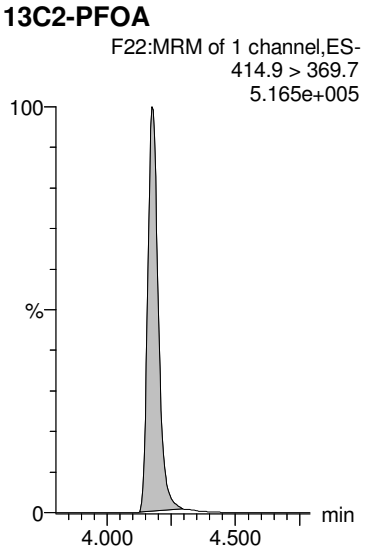

13C2-PFOA

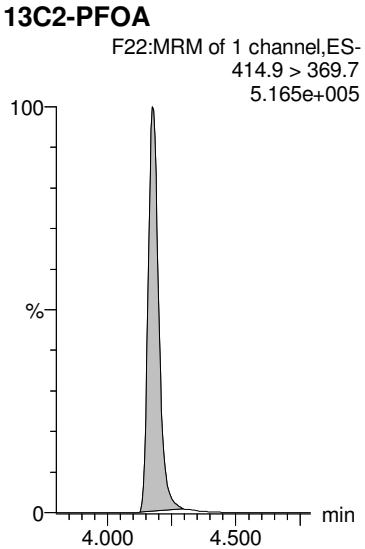

13C2-PFOA

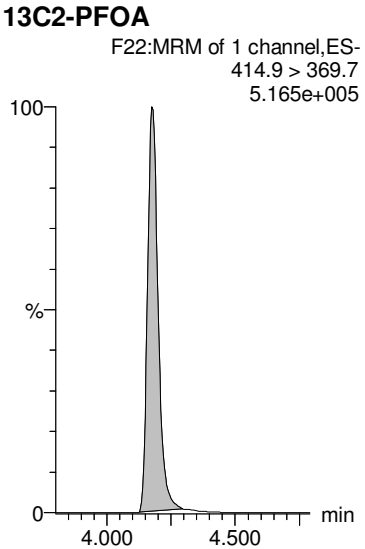

GM 9/20/2018

Dataset: Z:\Projects\PFAS.PRO\Results\180919M1\180919M1-83.qld

MMM 9/21/2018

Last Altered: Thursday, September 20, 2018 15:59:05 Pacific Daylight Time
Printed: Thursday, September 20, 2018 15:59:14 Pacific Daylight Time

Name: 180919M1_83, Date: 20-Sep-2018, Time: 06:34:50, ID: 1802860-03 SW1808271500RF 0.23589, Description: SW1808271500RF

PFNA

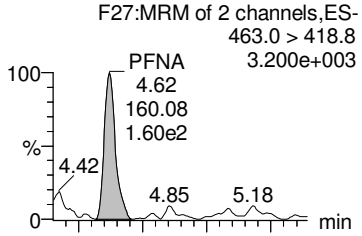

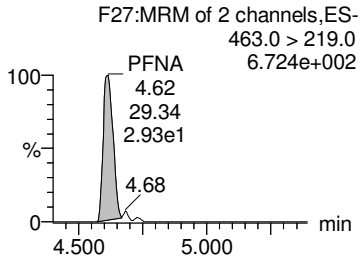

PFOSA

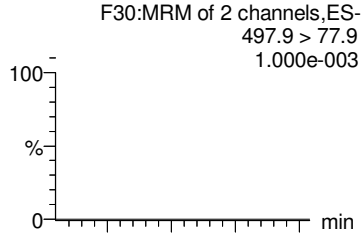

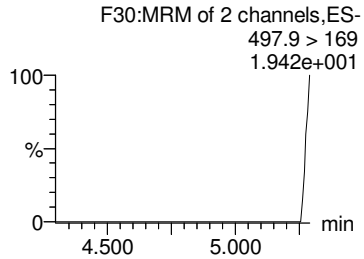

L-PFOS

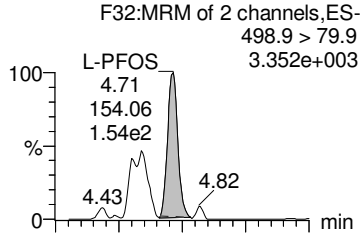

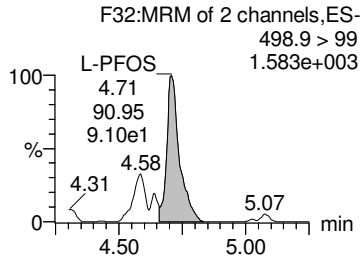

Br-PFOS

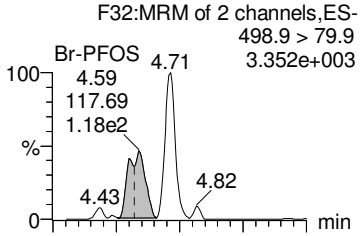

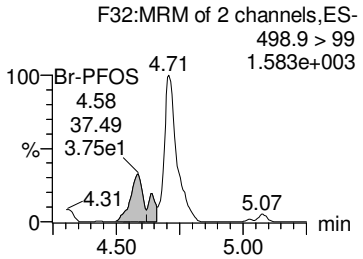

Total PFOS

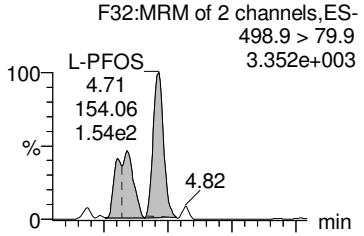

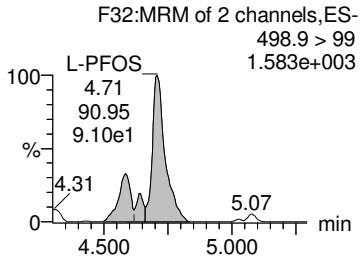

13C5-PFNA

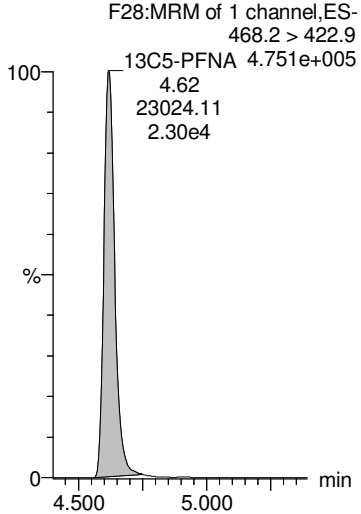

13C8-PFOSA

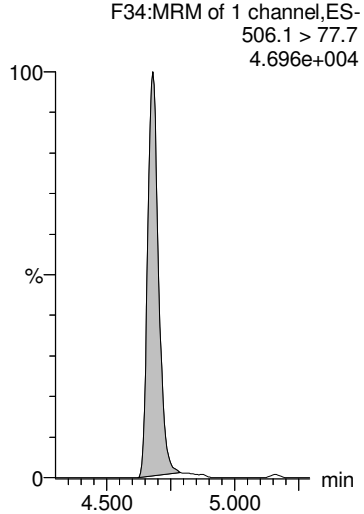

13C8-PFOS

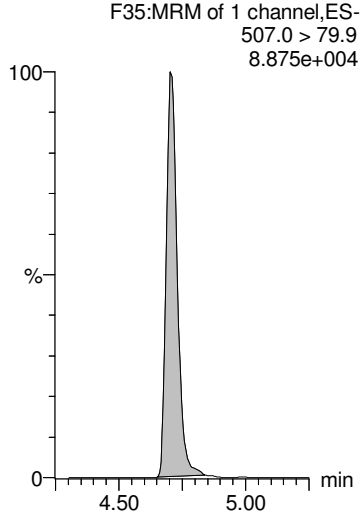

13C8-PFOS

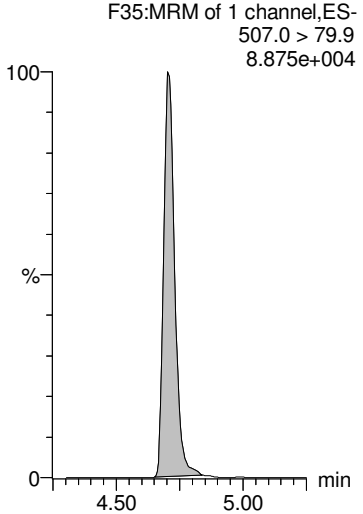

13C8-PFOS

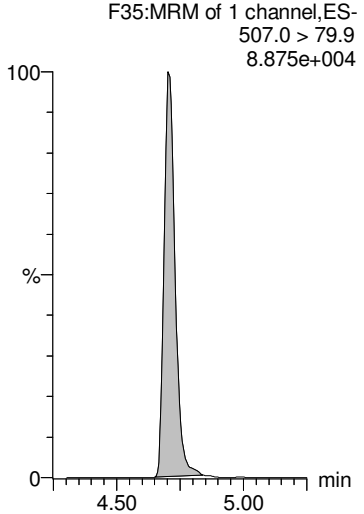

GM 9/20/2018

Dataset: Z:\Projects\PFAS.PRO\Results\180919M1\180919M1-83.qld

MMM 9/21/2018

Last Altered: Thursday, September 20, 2018 15:59:05 Pacific Daylight Time
Printed: Thursday, September 20, 2018 15:59:14 Pacific Daylight Time

Name: 180919M1_83, Date: 20-Sep-2018, Time: 06:34:50, ID: 1802860-03 SW1808271500RF 0.23589, Description: SW1808271500RF

PFDA

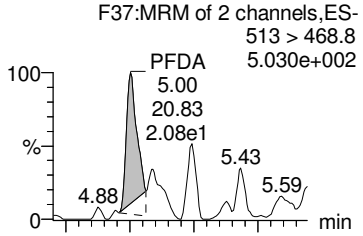

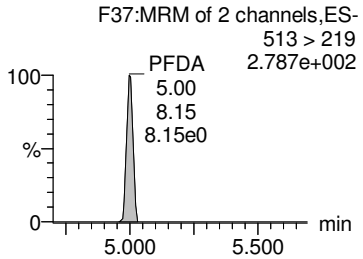

8:2 FTS

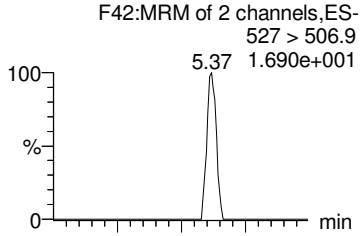

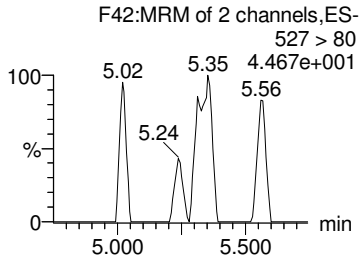

PFNS

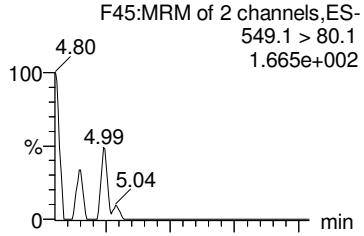

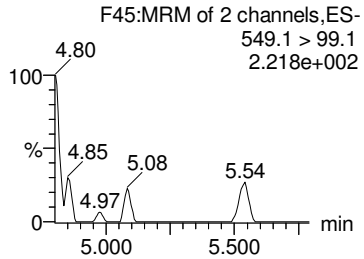

PFDS

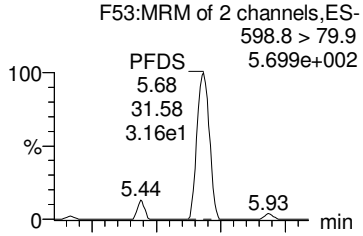

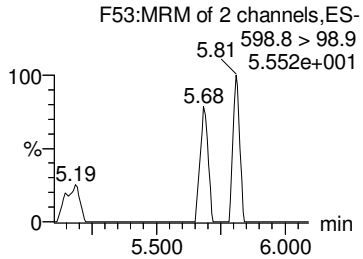

PFUdA

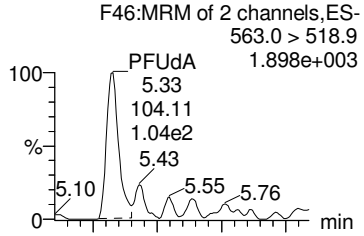

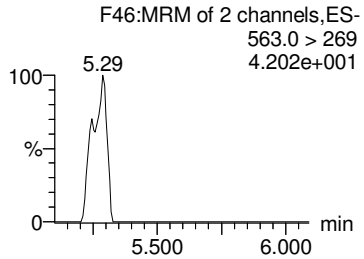

13C2-PFDA

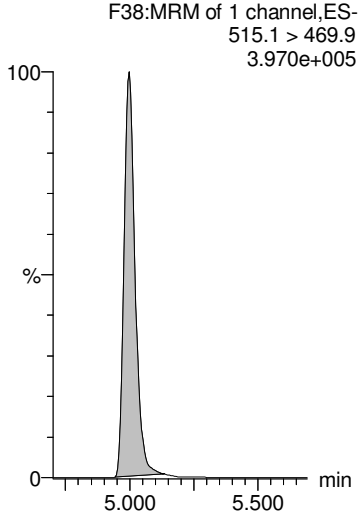

13C2-8:2 FTS

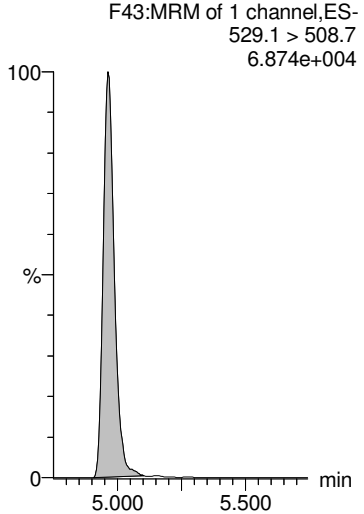

13C8-PFOS

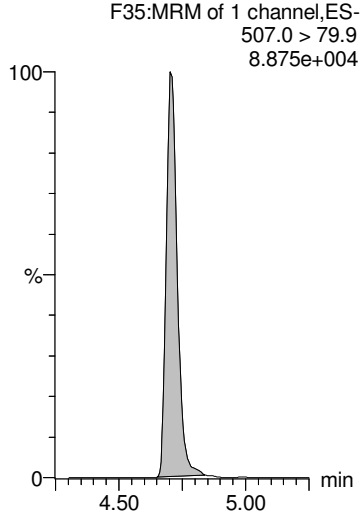

13C8-PFOS

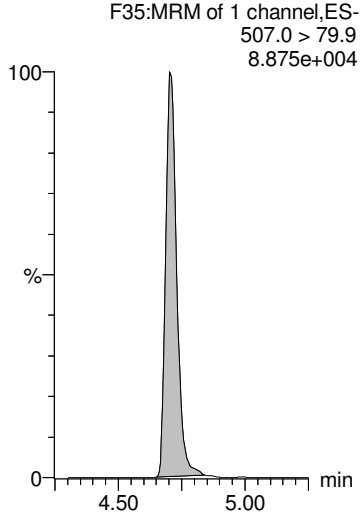

13C2-PFUdA

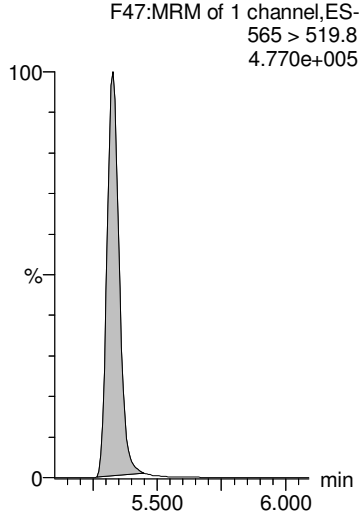

GM 9/20/2018

Dataset: Z:\Projects\PFAS.PRO\Results\180919M1\180919M1-83.qld

MMM 9/21/2018

Last Altered: Thursday, September 20, 2018 15:59:05 Pacific Daylight Time
Printed: Thursday, September 20, 2018 15:59:14 Pacific Daylight Time

Name: 180919M1_83, Date: 20-Sep-2018, Time: 06:34:50, ID: 1802860-03 SW1808271500RF 0.23589, Description: SW1808271500RF

L-MeFOSAA

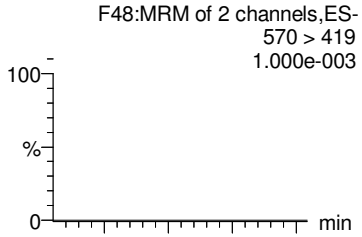

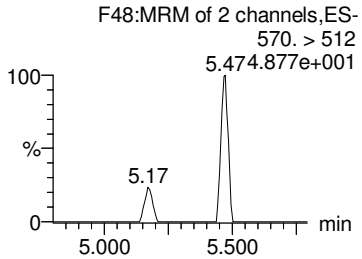

Br-MeFOSAA

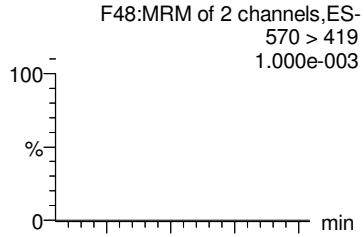

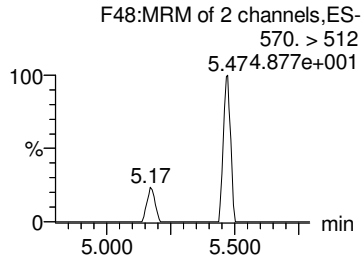

Total N-MeFOSAA

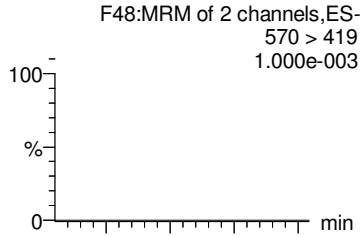

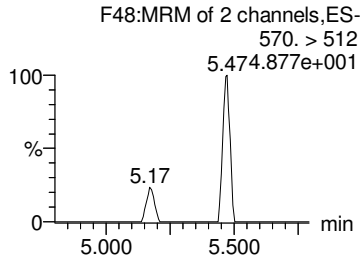

PFTrDA

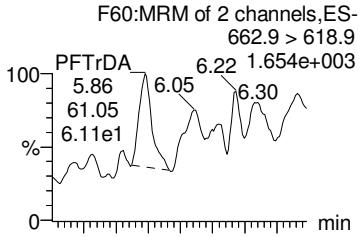

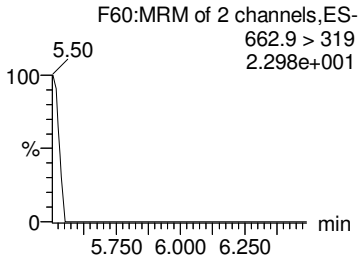

PFTeDA

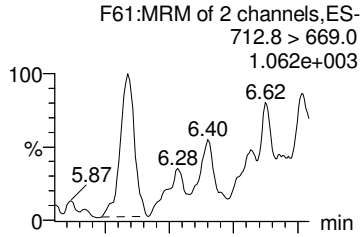

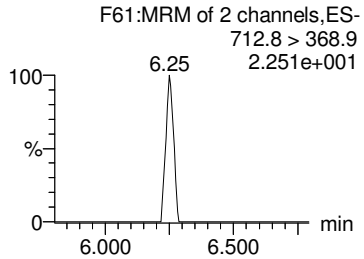

d3-N-MeFOSAA

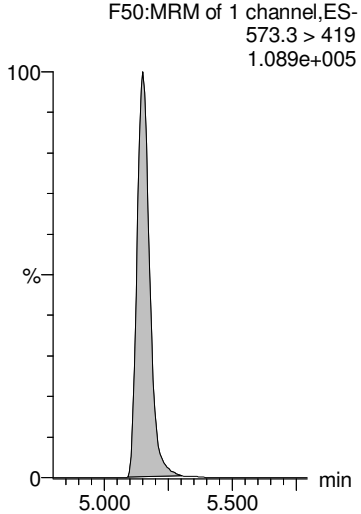

d3-N-MeFOSAA

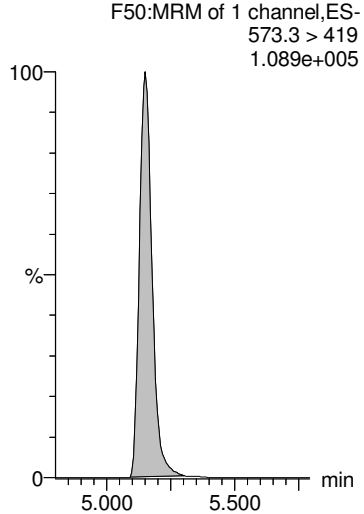

d3-N-MeFOSAA

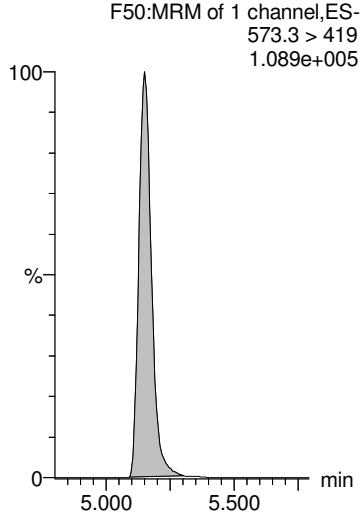

13C2-PFDoA

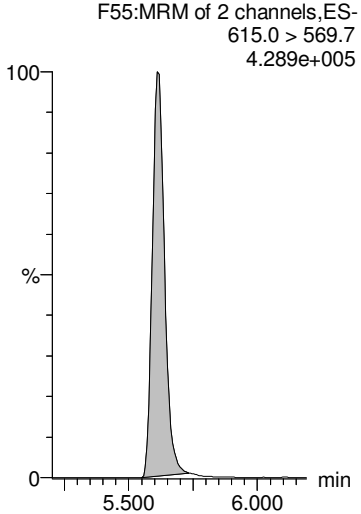

13C2-PFTeDA

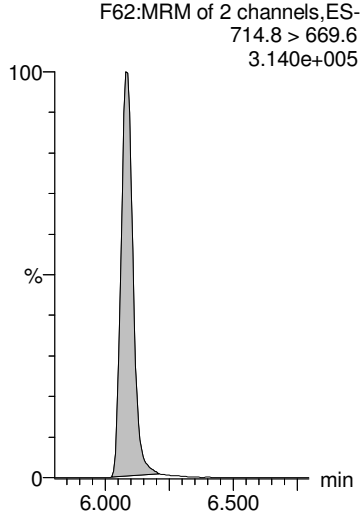

GM 9/20/2018

Dataset: Z:\Projects\PFAS.PRO\Results\180919M1\180919M1-83.qld

MMM 9/21/2018

Last Altered: Thursday, September 20, 2018 15:59:05 Pacific Daylight Time
Printed: Thursday, September 20, 2018 15:59:14 Pacific Daylight Time

Name: 180919M1_83, Date: 20-Sep-2018, Time: 06:34:50, ID: 1802860-03 SW1808271500RF 0.23589, Description: SW1808271500RF

L-EtFOSAA

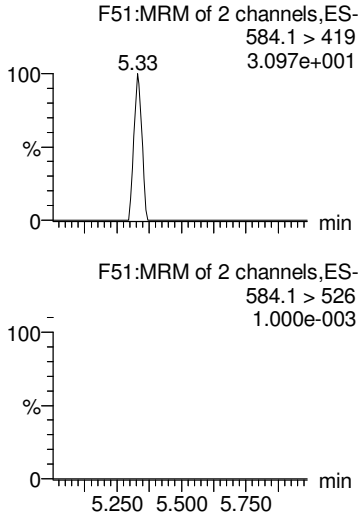

Br-ETFOSAA

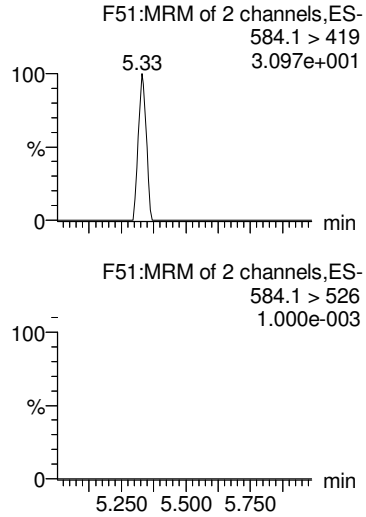

Total N-EtFOSAA

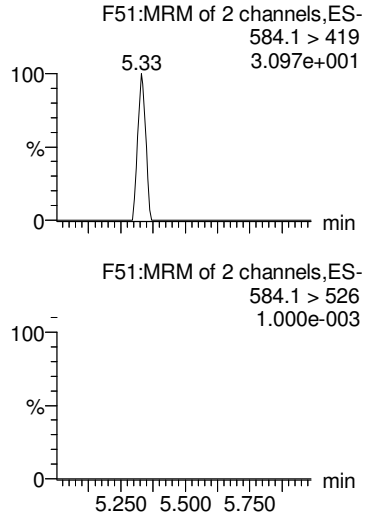

PFDoA

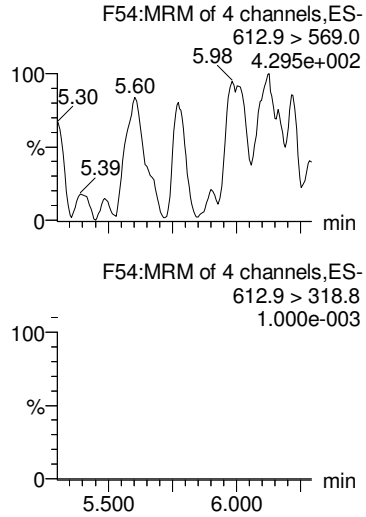

TCDA

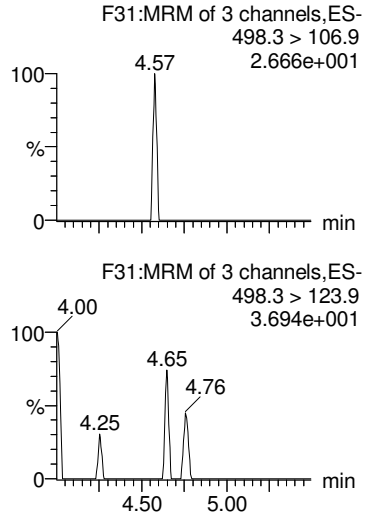

d5-N-EtFOSAA

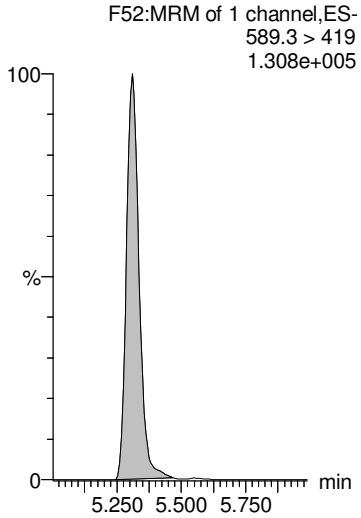

d5-N-EtFOSAA

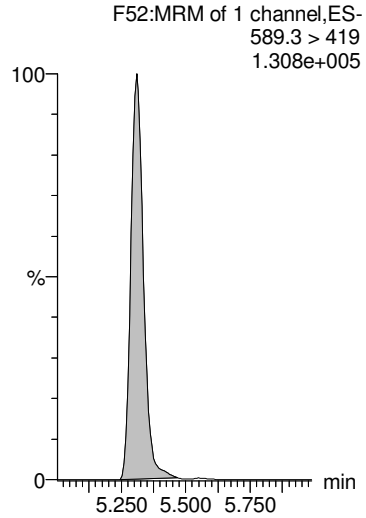

d5-N-EtFOSAA

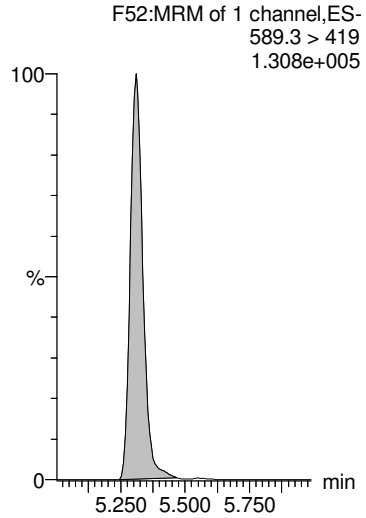

13C2-PFDoA

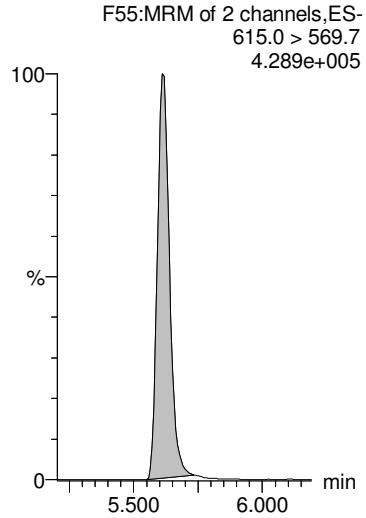

13C8-PFOS

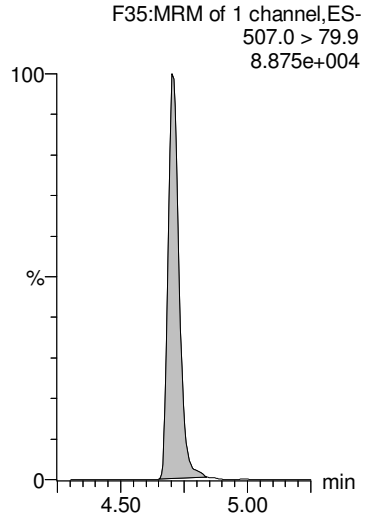

GM 9/20/2018

Dataset: Z:\Projects\PFAS.PRO\Results\180919M1\180919M1-83.qld

MMM 9/21/2018

Last Altered: Thursday, September 20, 2018 15:59:05 Pacific Daylight Time
Printed: Thursday, September 20, 2018 15:59:14 Pacific Daylight Time

Name: 180919M1_83, Date: 20-Sep-2018, Time: 06:34:50, ID: 1802860-03 SW1808271500RF 0.23589, Description: SW1808271500RF

13C4-PFBA

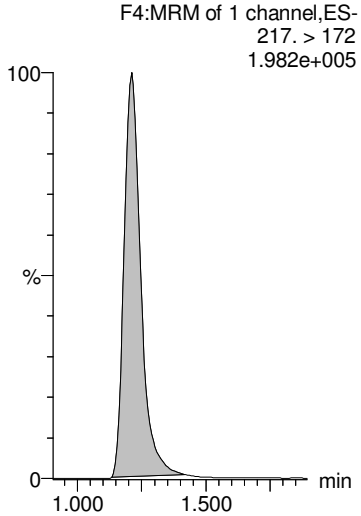

13C5-PFHxA

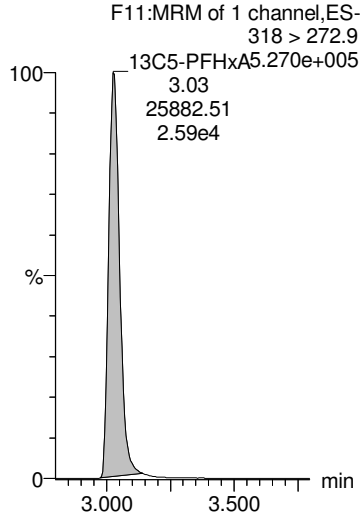

13C3-PFHxS

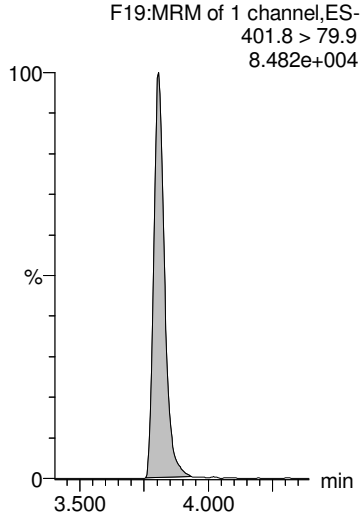

13C8-PFOA

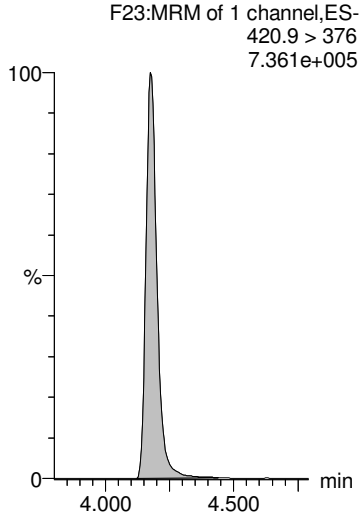

13C9-PFNA

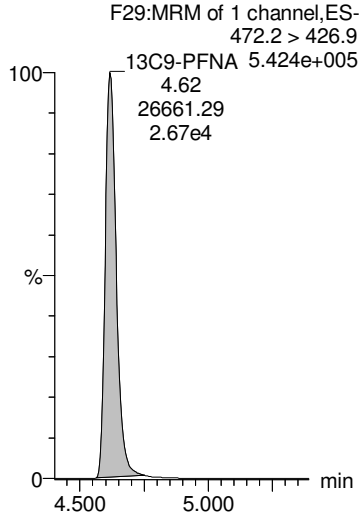

13C4-PFOS

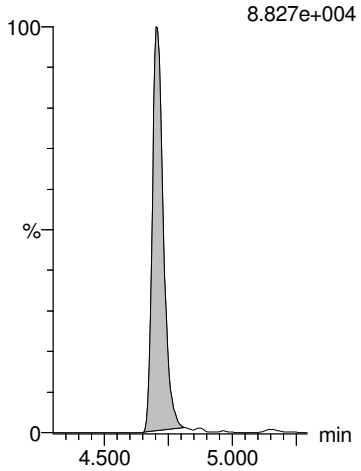

13C6-PFDA

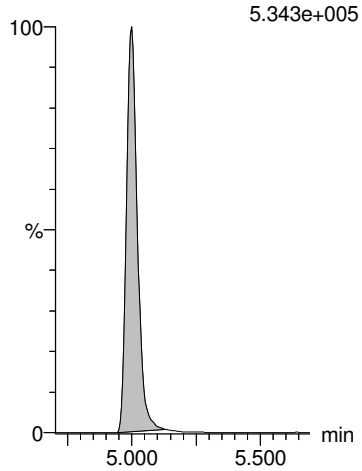

13C7-PFUdA

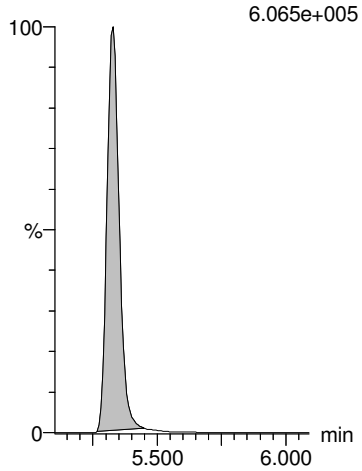

GM 9/20/2018

Dataset: Z:\Projects\PFAS.PRO\Results\180919M1\180919M1-84.qld

MMM 9/21/2018

Last Altered: Thursday, September 20, 2018 16:05:06 Pacific Daylight Time
Printed: Thursday, September 20, 2018 16:05:49 Pacific Daylight Time

Name: 180919M1_84, Date: 20-Sep-2018, Time: 06:45:28, ID: 1802860-04 PW1808271520RF 0.25475, Description: PW1808271520RF

	#	Name	Trace	Area	IS Area	Wt/Vol	RRF	RT	Response	Conc.	%Rec	Ion Ratio	Ratio Out?
1	1	PFBA	213.0 > 168.8	1.94e2	1.27e4	0.255	0.000	1.21	0.191	0.6041			
2	2	PFPeA	263.1 > 218.9		1.68e4	0.255							
3	3	PFBS	299.0 > 79.7		2.42e3	0.255							
4	4	4:2 FTS	327.2>307.2		4.24e3	0.255							
5	5	PFHxA	313 > 269	1.20e2	1.12e4	0.255	0.000	3.03	0.0535	0.1180		15.6	NO
6	36	13C3-PFBA	216.1 > 171.8	1.27e4	1.66e4	0.255	0.766	1.22	9.57	50.0222	101.9		
7	37	13C3-PFPeA	266. > 221.8	1.68e4	2.98e4	0.255	0.563	2.21	7.03	49.0056	99.9		
8	38	13C3-PFBS	302. > 98.8	2.42e3	4.77e3	0.255	0.507	2.52	6.34	49.4966	100.9		
9	39	13C2-4:2 FTS	329.2>308.9	4.24e3	4.77e3	0.255	0.888	2.94	11.1	39.9315	81.4		
10	40	13C2-PFHxA	315 > 270	1.12e4	2.98e4	0.255	0.938	3.03	4.69	19.5055	99.4		
11	-1												
12	7	PFHpA	363.0 > 318.9		1.73e4	0.255							
13	6	PFPeS	349.1>80.1		2.42e3	0.255							
14	8	L-PFHxS	398.9 > 79.6	5.32e2	1.98e3	0.255	0.000	3.81	3.36	6.9429		1.59	NO
15	9	Br-PFHxS	398.9 > 79.6	3.92e1	1.98e3	0.255	0.000	3.68	0.248	0.6268		1.81	NO
16	68	Total PFHxS	398.9 > 79.6	5.72e2	1.98e3	0.255			3.61	7.5697			
17	41	13C4-PFHpA	367.2 > 321.8	1.73e4	2.98e4	0.255	0.581	3.65	7.26	50.5251	103.0		
18	38	13C3-PFBS	302. > 98.8	2.42e3	4.77e3	0.255	0.507	2.52	6.34	49.4966	100.9		
19	42	18O2-PFHxS	403.0 > 102.6	1.98e3	4.77e3	0.255	0.415	3.81	5.18	50.9186	103.8		
20	42	18O2-PFHxS	403.0 > 102.6	1.98e3	4.77e3	0.255	0.415	3.81	5.18	50.9186	103.8		
21	42	18O2-PFHxS	403.0 > 102.6	1.98e3	4.77e3	0.255	0.415	3.81	5.18	50.9186	103.8		
22	-1												
23	10	6:2 FTS	427.1 > 407	1.55e1	4.71e3	0.255	0.000	4.12	0.0412	0.1947		6.68	YES
24	13	PFHpS	449 > 80.0		4.85e3	0.255							
25	11	L-PFOA	412.8 > 368.9	6.22e2	2.81e4	0.255	0.000	4.18	0.276	0.6855		3.69	NO
26	12	Br-PFOA	412.8 > 368.9	1.64e2	2.81e4	0.255	0.000	4.05	0.0728	0.1294		3.34	NO
27	69	Total PFOA	412.8 > 368.9	7.85e2	2.81e4	0.255			0.349	0.8148			
28	43	13C2-6:2 FTS	429.1 > 408.9	4.71e3	4.88e3	0.255	0.965	4.12	12.1	40.7433	83.0		
29	44	13C2-PFOA	414.9 > 369.7	2.81e4	4.03e4	0.255	0.698	4.18	8.72	48.7910	99.4		
30	44	13C2-PFOA	414.9 > 369.7	2.81e4	4.03e4	0.255	0.698	4.18	8.72	48.7910	99.4		
31	44	13C2-PFOA	414.9 > 369.7	2.81e4	4.03e4	0.255	0.698	4.18	8.72	48.7910	99.4		
32	44	13C2-PFOA	414.9 > 369.7	2.81e4	4.03e4	0.255	0.698	4.18	8.72	48.7910	99.4		
33	-1												
34	14	PFNA	463.0 > 418.8	3.18e1	2.47e4	0.255	0.000	4.63	0.0161	0.0071		57.6	YES
35	15	PFOSA	497.9 > 77.9		2.71e3	0.255							
36	16	L-PFOS	498.9 > 79.9	3.82e1	4.85e3	0.255	0.000	4.71	0.0984	0.3499		1.25	YES
37	17	Br-PFOS	498.9 > 79.9	5.24e0	4.85e3	0.255	0.000	4.58	0.0135	0.0154		0.631	NO

GM 9/20/2018

Dataset: Z:\Projects\PFAS.PRO\Results\180919M1\180919M1-84.qld

MMM 9/21/2018

Last Altered: Thursday, September 20, 2018 16:05:06 Pacific Daylight Time
Printed: Thursday, September 20, 2018 16:05:49 Pacific Daylight Time

Name: 180919M1_84, Date: 20-Sep-2018, Time: 06:45:28, ID: 1802860-04 PW1808271520RF 0.25475, Description: PW1808271520RF

	#	Name	Trace	Area	IS Area	Wt/Vol	RRF	RT	Response	Conc.	%Rec	Ion Ratio	Ratio Out?
38	70	Total PFOS	498.9 > 79.9	4.35e1	4.85e3	0.255			0.112	0.3653			
39	45	13C5-PFNA	468.2 > 422.9	2.47e4	3.13e4	0.255	0.788	4.62	9.85	40.0117	81.5		
40	46	13C8-PFOSA	506.1 > 77.7	2.71e3	3.79e4	0.255	0.0716	4.68	0.895	21.1013	43.0		
41	47	13C8-PFOS	507.0 > 79.9	4.85e3	4.88e3	0.255	0.995	4.70	12.4	46.6111	95.0		
42	47	13C8-PFOS	507.0 > 79.9	4.85e3	4.88e3	0.255	0.995	4.70	12.4	46.6111	95.0		
43	47	13C8-PFOS	507.0 > 79.9	4.85e3	4.88e3	0.255	0.995	4.70	12.4	46.6111	95.0		
44	-1												
45	18	PFDA	513 > 468.8	4.35e1	2.05e4	0.255	0.000	4.98	0.0265			3.93	YES
46	19	8:2 FTS	527 > 506.9		4.04e3	0.255							
47	20	PFNS	549.1 > 80.1		4.85e3	0.255							
48	26	PFDS	598.8 > 79.9		4.85e3	0.255							
49	25	PFUdA	563.0 > 518.9	7.95e1	2.64e4	0.255	0.000	5.31	0.0377	0.1085		8.38	NO
50	48	13C2-PFDA	515.1 > 469.9	2.05e4	3.06e4	0.255	0.671	5.00	8.39	35.7924	72.9		
51	49	13C2-8:2 FTS	529.1 > 508.7	4.04e3	4.88e3	0.255	0.828	4.96	10.4	44.8863	91.5		
52	47	13C8-PFOS	507.0 > 79.9	4.85e3	4.88e3	0.255	0.995	4.70	12.4	46.6111	95.0		
53	47	13C8-PFOS	507.0 > 79.9	4.85e3	4.88e3	0.255	0.995	4.70	12.4	46.6111	95.0		
54	51	13C2-PFUdA	565 > 519.8	2.64e4	3.79e4	0.255	0.696	5.33	8.70	35.0149	71.4		
55	-1												
56	21	L-MeFOSAA	570 > 419		6.77e3	0.255							
57	22	Br-MeFOSAA	570. > 419		6.77e3	0.255							
58	71	Total N-MeFOSAA	570. > 419	0.00e0	6.77e3	0.255			0.000				
59	29	PFTrDA	662.9 > 618.9		2.58e4	0.255							
60	30	PFTeDA	712.8 > 669.0	5.77e1	1.78e4	0.255	0.000	6.09	0.0405			17.6	YES
61	50	d3-N-MeFOSAA	573.3 > 419	6.77e3	3.79e4	0.255	0.178	5.15	2.23	38.0658	77.6		
62	50	d3-N-MeFOSAA	573.3 > 419	6.77e3	3.79e4	0.255	0.178	5.15	2.23	38.0658	77.6		
63	50	d3-N-MeFOSAA	573.3 > 419	6.77e3	3.79e4	0.255	0.178	5.15	2.23	38.0658	77.6		
64	53	13C2-PFDoA	615.0 > 569.7	2.58e4	3.06e4	0.255	0.844	5.61	10.5	37.5650	76.6		
65	55	13C2-PFTeDA	714.8 > 669.6	1.78e4	3.79e4	0.255	0.469	6.08	5.86	36.1905	73.8		
66	-1												
67	23	L-EtFOSAA	584.1 > 419		7.45e3	0.255							
68	24	Br-ETFOSAA	584.1 > 419		7.45e3	0.255							
69	72	Total N-EtFOSAA	584.1 > 419	0.00e0	7.45e3	0.255			0.000				
70	27	PFDoA	612.9 > 569.0		2.58e4	0.255							
71	73	TCDA	498.3>106.9			0.255							
72	52	d5-N-EtFOSAA	589.3 > 419	7.45e3	3.79e4	0.255	0.196	5.31	2.45	37.6373	76.7		
73	52	d5-N-EtFOSAA	589.3 > 419	7.45e3	3.79e4	0.255	0.196	5.31	2.45	37.6373	76.7		
74	52	d5-N-EtFOSAA	589.3 > 419	7.45e3	3.79e4	0.255	0.196	5.31	2.45	37.6373	76.7		

GM 9/20/2018

Dataset: Z:\Projects\PFAS.PRO\Results\180919M1\180919M1-84.qld

MMM 9/21/2018

Last Altered: Thursday, September 20, 2018 16:05:06 Pacific Daylight Time
Printed: Thursday, September 20, 2018 16:05:49 Pacific Daylight Time

Name: 180919M1_84, Date: 20-Sep-2018, Time: 06:45:28, ID: 1802860-04 PW1808271520RF 0.25475, Description: PW1808271520RF

	#	Name	Trace	Area	IS Area	Wt/Vol	RRF	RT	Response	Conc.	%Rec	Ion Ratio	Ratio Out?
75	53	13C2-PFDoA	615.0 > 569.7	2.58e4	3.06e4	0.255	0.844	5.61	10.5	37.5650	76.6		
76	47	13C8-PFOS	507.0 > 79.9	4.85e3	4.88e3	0.255	0.995	4.70	12.4	46.6111	95.0		
77	-1												
78	60	13C4-PFBA	217. > 172	1.66e4	1.66e4	0.255	1.00	1.22	12.5	49.0677	100.0		
79	61	13C5-PFHxA	318 > 272.9	2.98e4	2.98e4	0.255	1.00	3.03	12.5	49.0677	100.0		
80	62	13C3-PFHxS	401.8 > 79.9	4.77e3	4.77e3	0.255	1.00	3.81	12.5	49.0677	100.0		
81	63	13C8-PFOA	420.9 > 376	4.03e4	4.03e4	0.255	1.00	4.18	12.5	49.0677	100.0		
82	64	13C9-PFNA	472.2 > 426.9	3.13e4	3.13e4	0.255	1.00	4.62	12.5	49.0677	100.0		
83	65	13C4-PFOS	503 > 79.9	4.88e3	4.88e3	0.255	1.00	4.70	12.5	49.0677	100.0		
84	66	13C6-PFDA	519.1 > 473.7	3.06e4	3.06e4	0.255	1.00	5.00	12.5	49.0677	100.0		
85	67	13C7-PFUdA	570.1 > 524.8	3.79e4	3.79e4	0.255	1.00	5.33	12.5	49.0677	100.0		

GM 9/20/2018

Dataset: Z:\Projects\PFAS.PRO\Results\180919M1\180919M1-84.qld

MMM 9/21/2018

Last Altered: Thursday, September 20, 2018 16:05:06 Pacific Daylight Time
Printed: Thursday, September 20, 2018 16:05:49 Pacific Daylight Time

Method: Z:\Projects\PFAS.pro\MethDB\PFAS_FULL_80C_091918.mdb 20 Sep 2018 08:42:56
Calibration: Z:\Projects\PFAS.pro\CurveDB\C18_VAL-PFAS_Q4_09-18-18.cdb 19 Sep 2018 09:23:23

Name: 180919M1_84, Date: 20-Sep-2018, Time: 06:45:28, ID: 1802860-04 PW1808271520RF 0.25475, Description: PW1808271520RF

PFBA

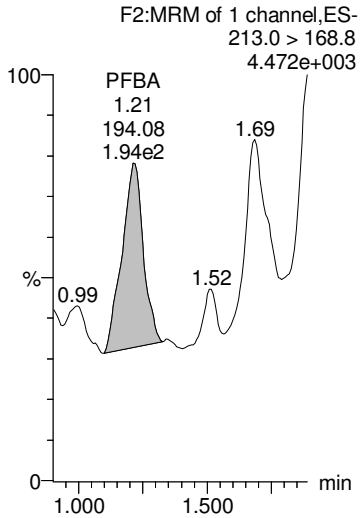

PFPeA

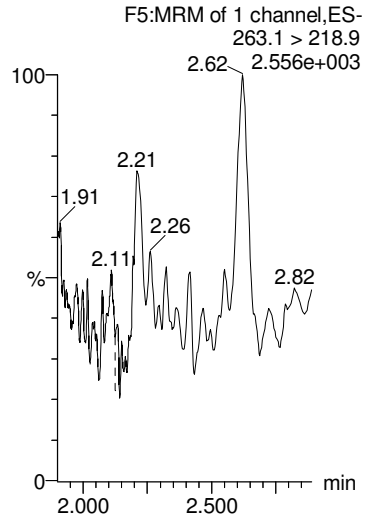

PFBS

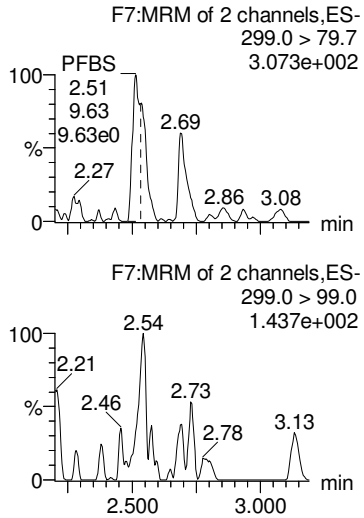

4:2 FTS

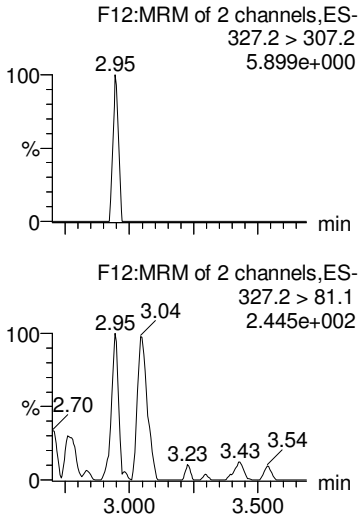

PFHxA

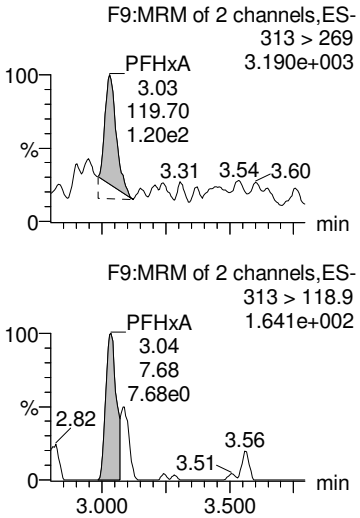

13C3-PFBA

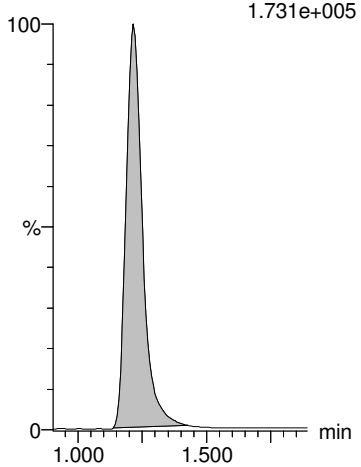

13C3-PFPeA

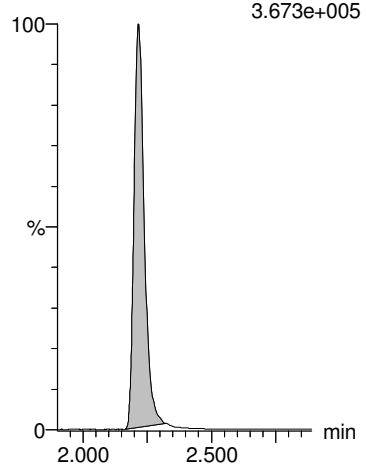

13C3-PFBS

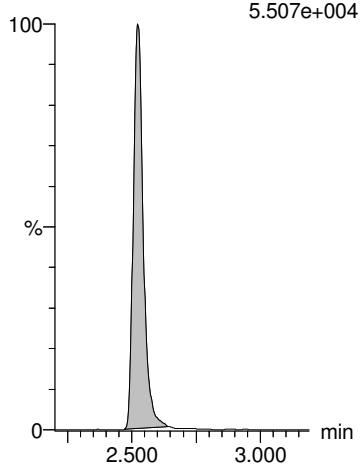

13C2-4:2 FTS

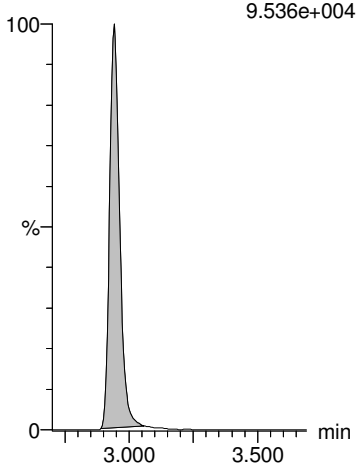

13C2-PFHxA

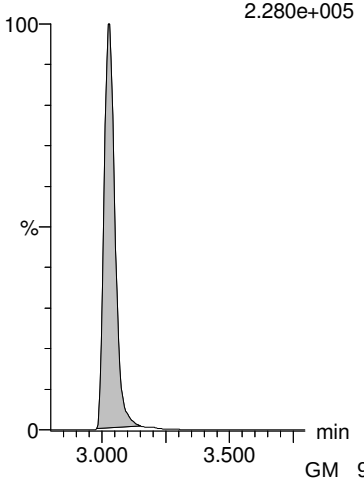

GM 9/20/2018

Dataset: Z:\Projects\PFAS.PRO\Results\180919M1\180919M1-84.qld

MMM 9/21/2018

Last Altered: Thursday, September 20, 2018 16:05:06 Pacific Daylight Time
Printed: Thursday, September 20, 2018 16:05:49 Pacific Daylight Time

Name: 180919M1_84, Date: 20-Sep-2018, Time: 06:45:28, ID: 1802860-04 PW1808271520RF 0.25475, Description: PW1808271520RF

PFHpA

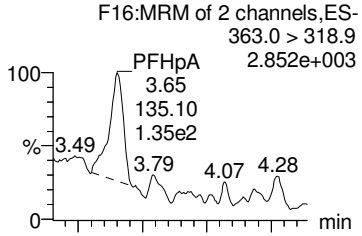

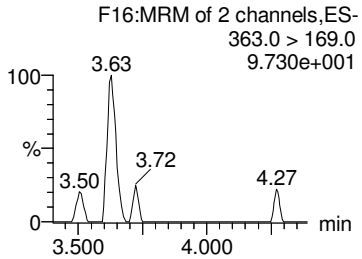

PFPeS

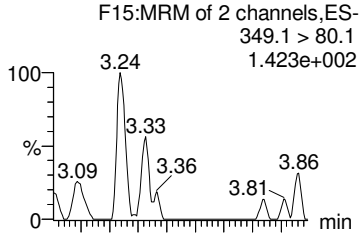

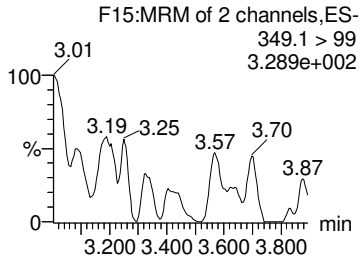

L-PFHxS

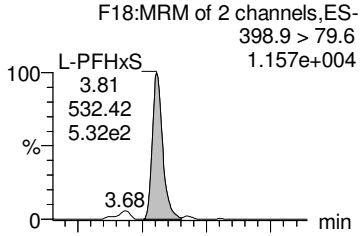

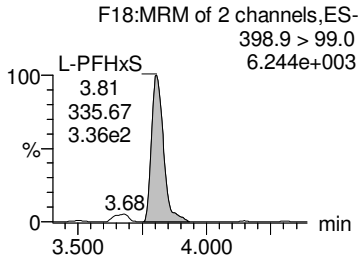

Br-PFHxS

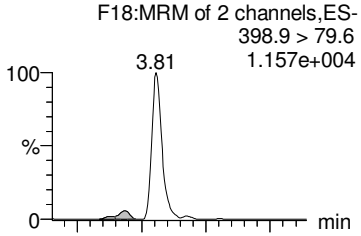

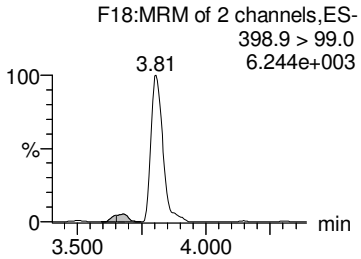

Total PFHxS

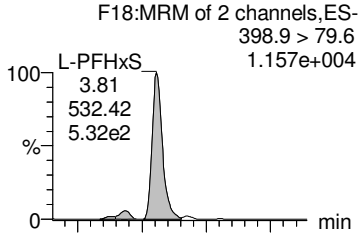

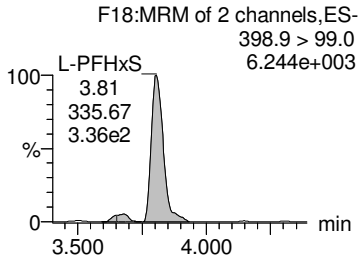

13C4-PFHpA

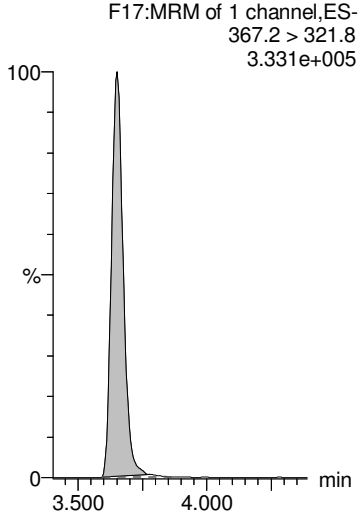

13C3-PFBS

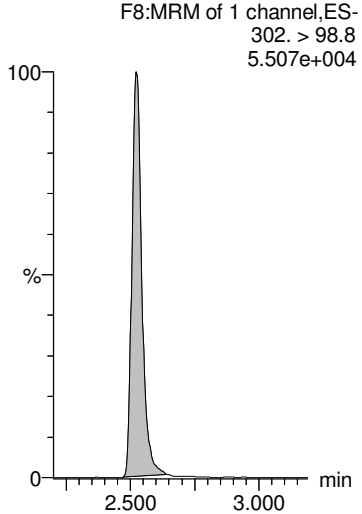

18O2-PFHxS

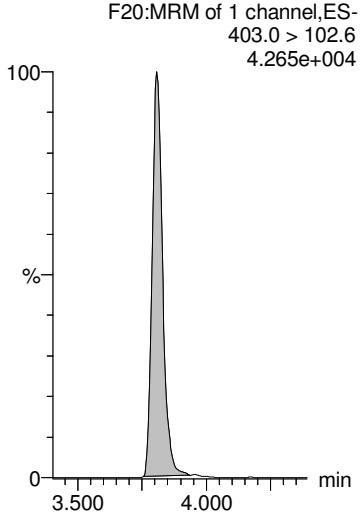

18O2-PFHxS

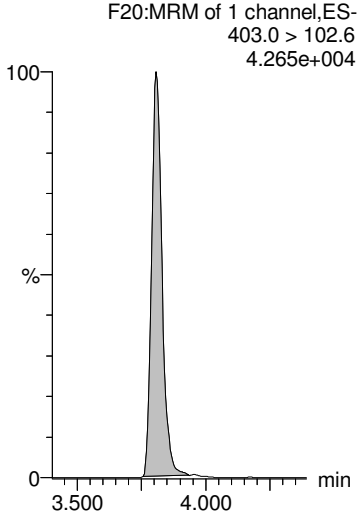

18O2-PFHxS

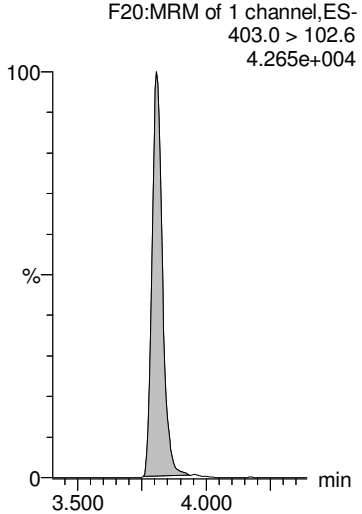

GM 9/20/2018

Dataset: Z:\Projects\PFAS.PRO\Results\180919M1\180919M1-84.qld

MMM 9/21/2018

Last Altered: Thursday, September 20, 2018 16:05:06 Pacific Daylight Time
Printed: Thursday, September 20, 2018 16:05:49 Pacific Daylight Time

Name: 180919M1_84, Date: 20-Sep-2018, Time: 06:45:28, ID: 1802860-04 PW1808271520RF 0.25475, Description: PW1808271520RF

6:2 FTS

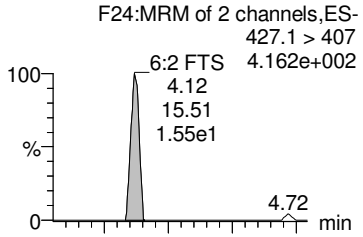

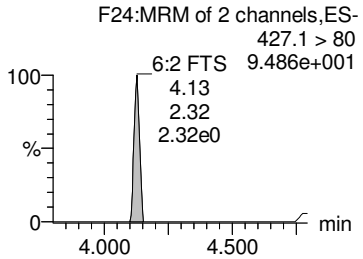

PFHpS

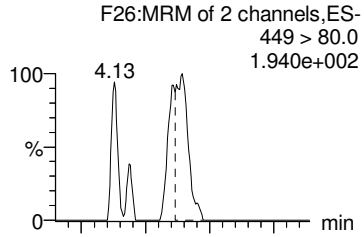

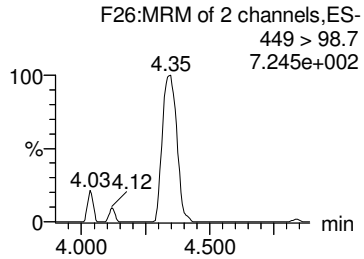

L-PFOA

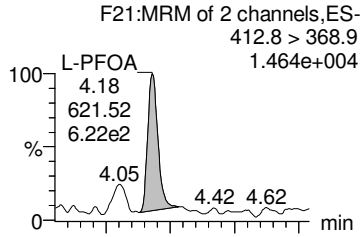

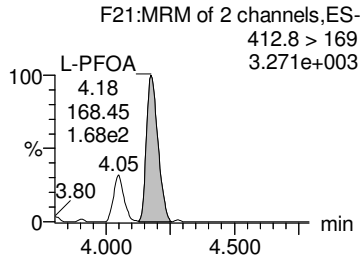

Br-PFOA

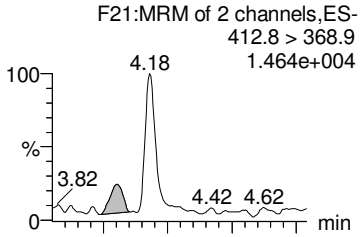

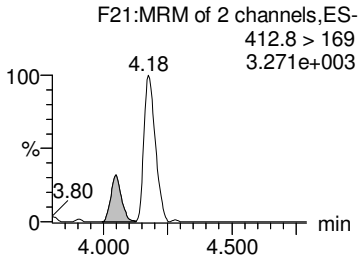

Total PFOA

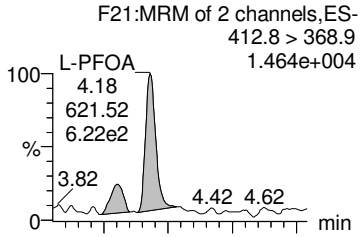

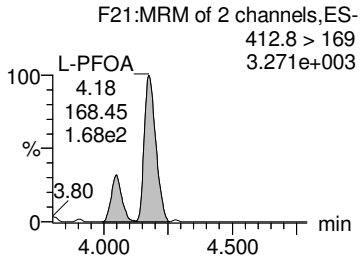

13C2-6:2 FTS

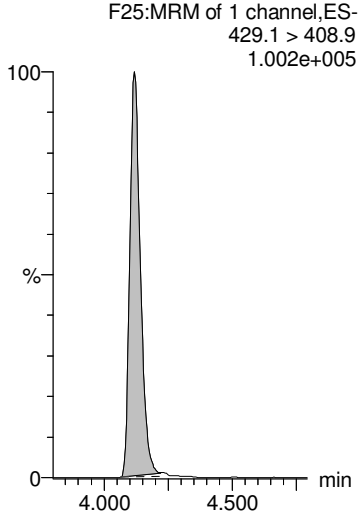

13C2-PFOA

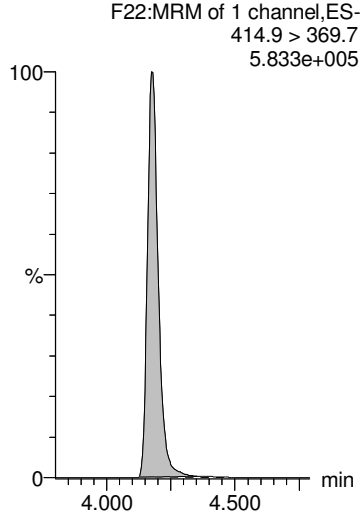

13C2-PFOA

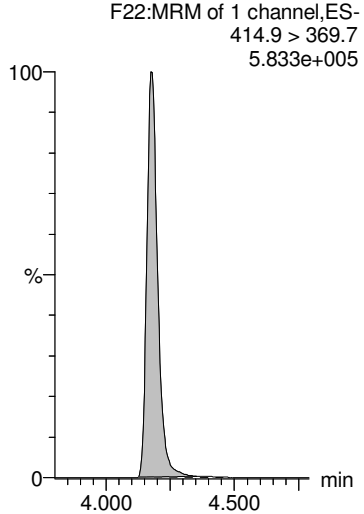

13C2-PFOA

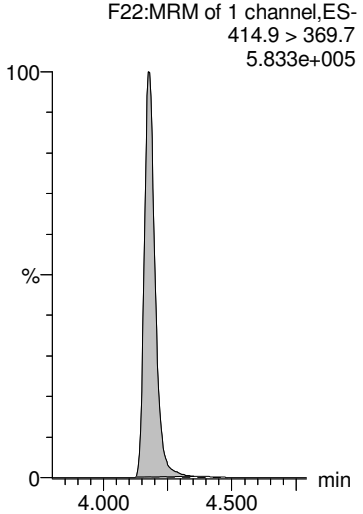

13C2-PFOA

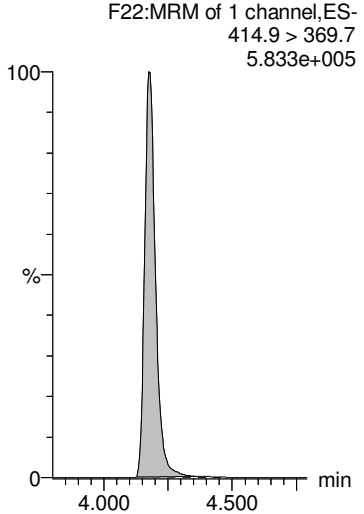

GM 9/20/2018

Dataset: Z:\Projects\PFAS.PRO\Results\180919M1\180919M1-84.qld

MMM 9/21/2018

Last Altered: Thursday, September 20, 2018 16:05:06 Pacific Daylight Time
Printed: Thursday, September 20, 2018 16:05:49 Pacific Daylight Time

Name: 180919M1_84, Date: 20-Sep-2018, Time: 06:45:28, ID: 1802860-04 PW1808271520RF 0.25475, Description: PW1808271520RF

PFNA

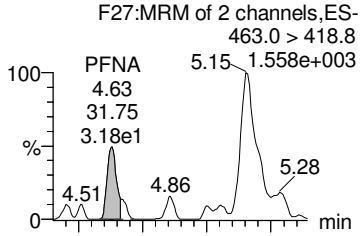

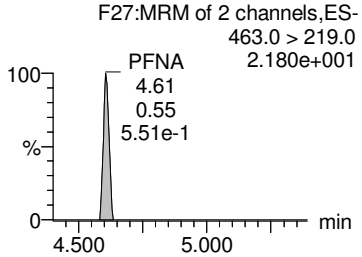

PFOSA

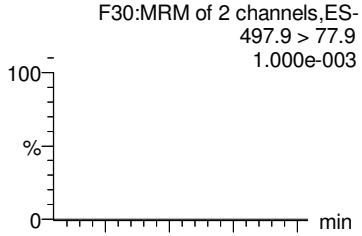

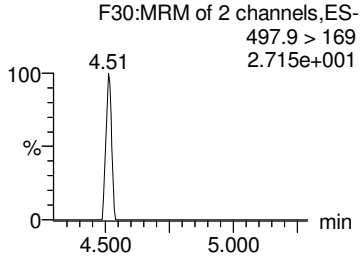

L-PFOS

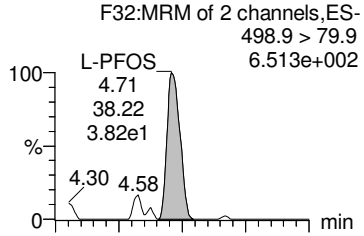

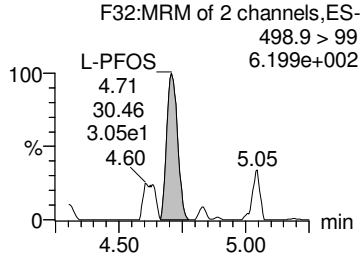

Br-PFOS

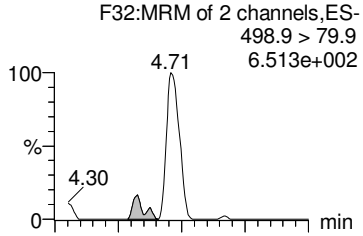

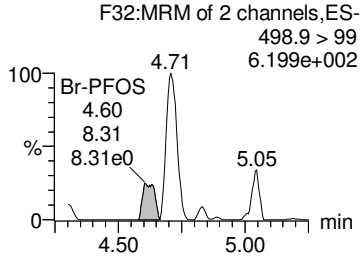

Total PFOS

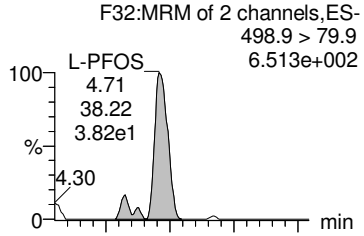

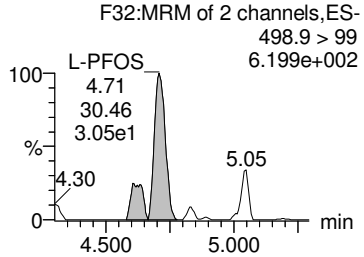

13C5-PFNA

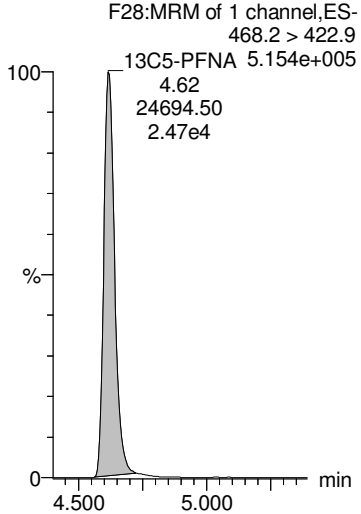

13C8-PFOSA

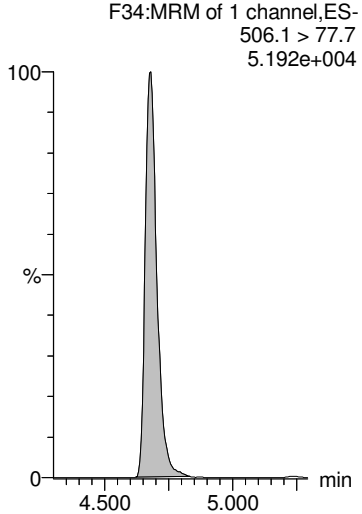

13C8-PFOS

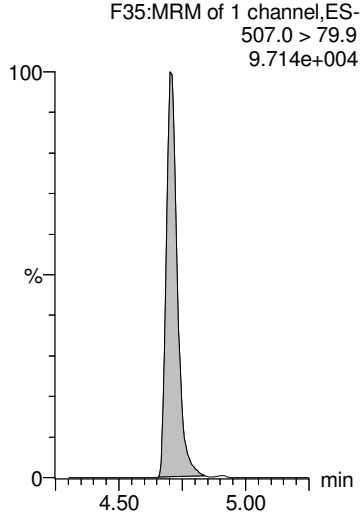

13C8-PFOS

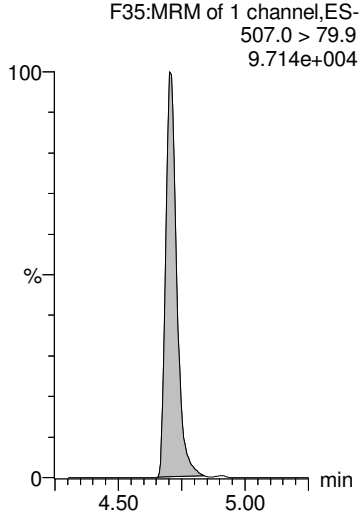

13C8-PFOS

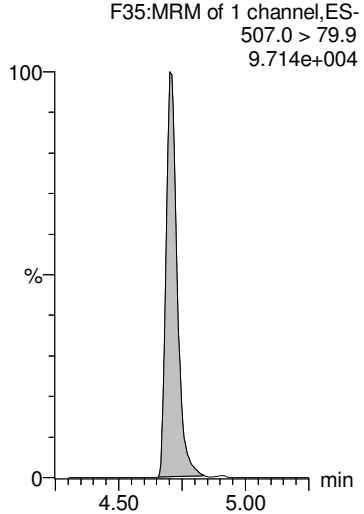

GM 9/20/2018

Dataset: Z:\Projects\PFAS.PRO\Results\180919M1\180919M1-84.qld

MMM 9/21/2018

Last Altered: Thursday, September 20, 2018 16:05:06 Pacific Daylight Time
Printed: Thursday, September 20, 2018 16:05:49 Pacific Daylight Time

Name: 180919M1_84, Date: 20-Sep-2018, Time: 06:45:28, ID: 1802860-04 PW1808271520RF 0.25475, Description: PW1808271520RF

PFDA

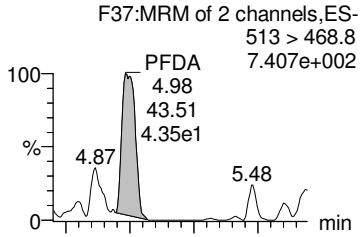

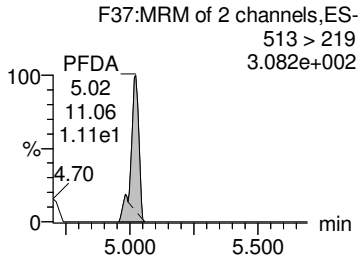

8:2 FTS

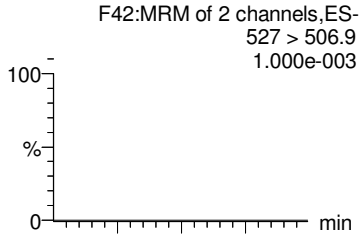

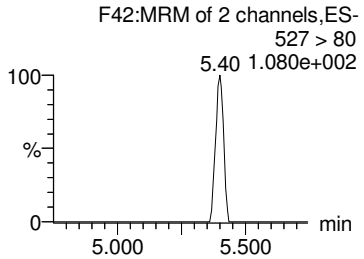

PFNS

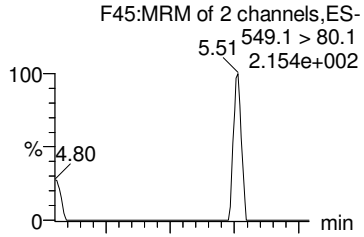

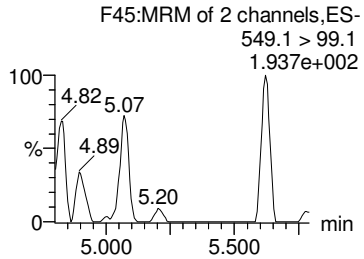

PFDS

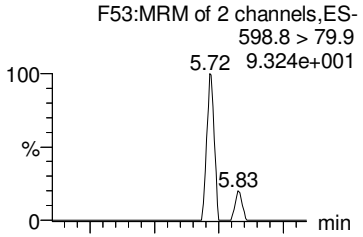

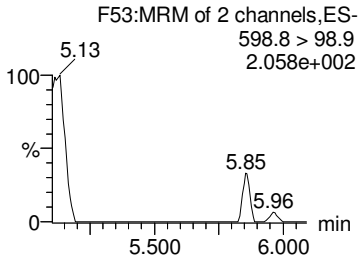

PFUdA

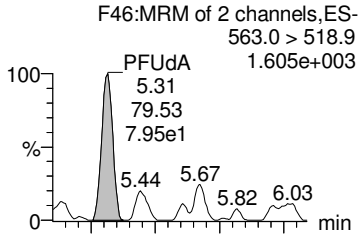

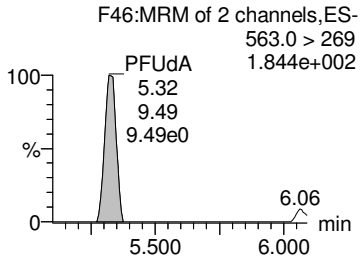

13C2-PFDA

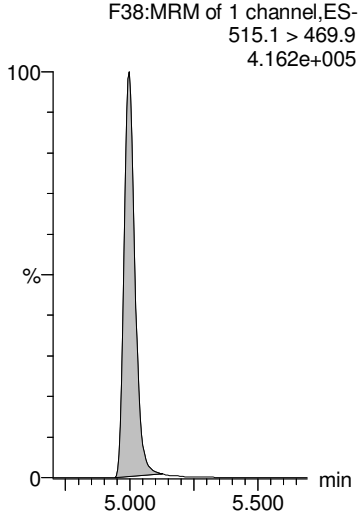

13C2-8:2 FTS

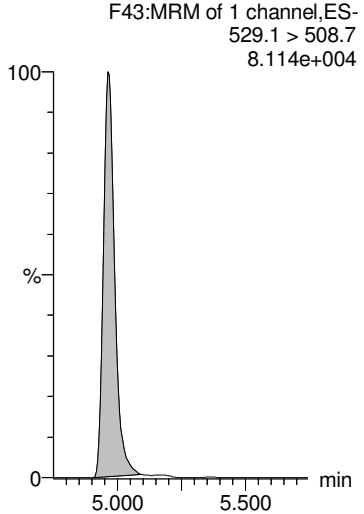

13C8-PFOS

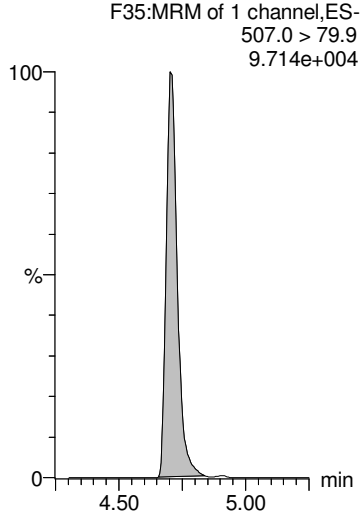

13C8-PFOS

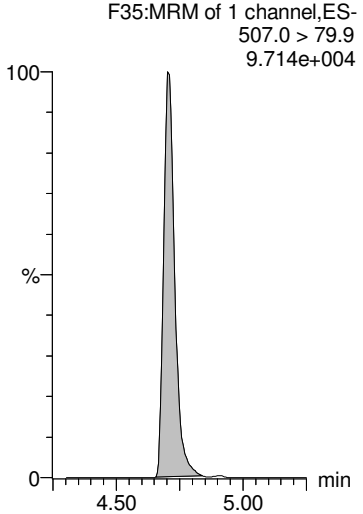

13C2-PFUdA

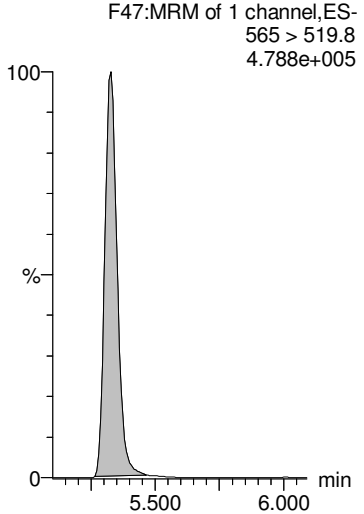

GM 9/20/2018

Dataset: Z:\Projects\PFAS.PRO\Results\180919M1\180919M1-84.qld

MMM 9/21/2018

Last Altered: Thursday, September 20, 2018 16:05:06 Pacific Daylight Time
Printed: Thursday, September 20, 2018 16:05:49 Pacific Daylight Time

Name: 180919M1_84, Date: 20-Sep-2018, Time: 06:45:28, ID: 1802860-04 PW1808271520RF 0.25475, Description: PW1808271520RF

L-MeFOSAA

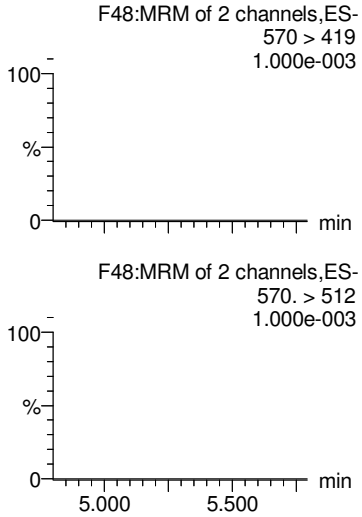

Br-MeFOSAA

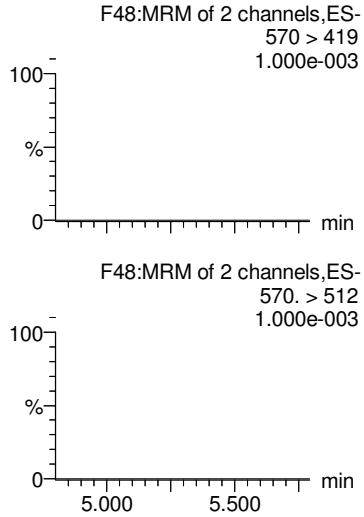

Total N-MeFOSAA

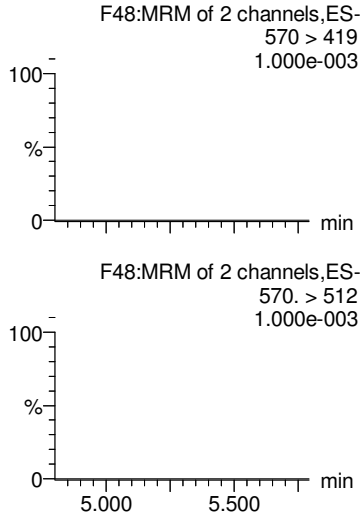

PFTrDA

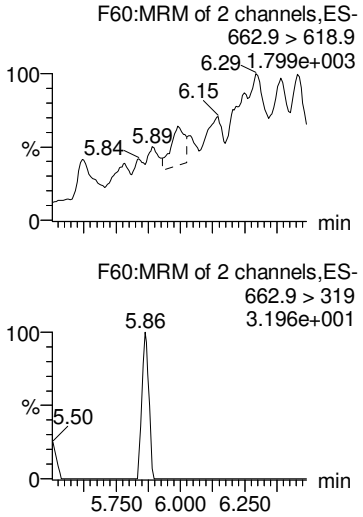

PFTeDA

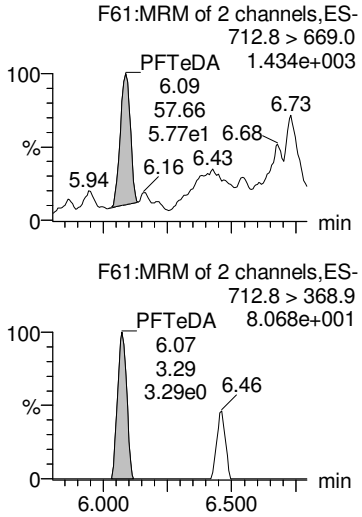

d3-N-MeFOSAA

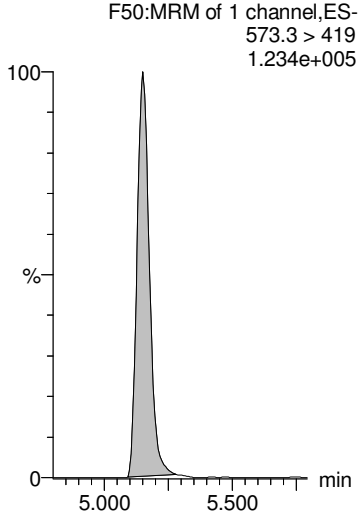

d3-N-MeFOSAA

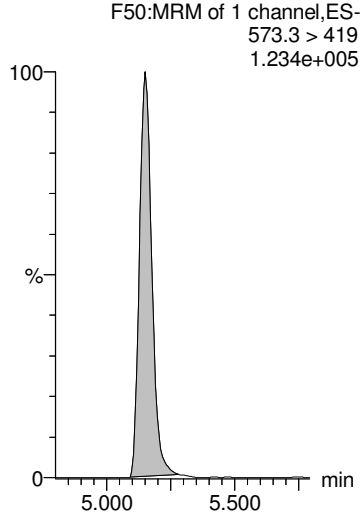

d3-N-MeFOSAA

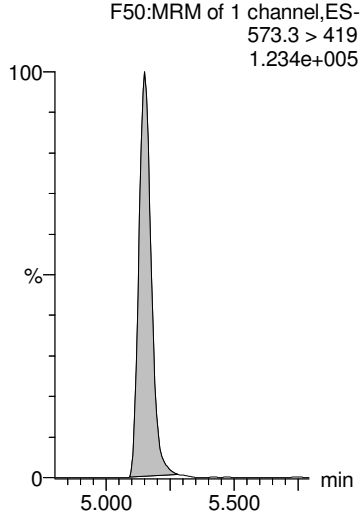

13C2-PFDoA

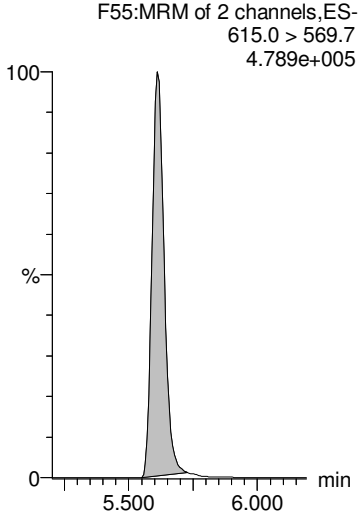

13C2-PFTeDA

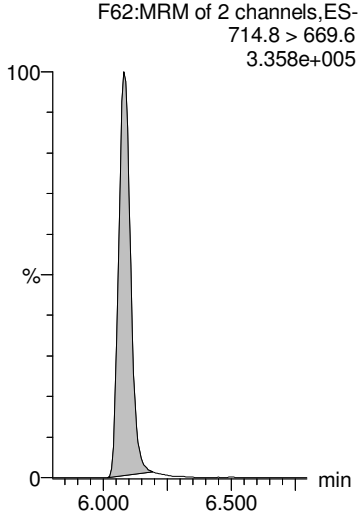

GM 9/20/2018

Dataset: Z:\Projects\PFAS.PRO\Results\180919M1\180919M1-84.qld

MMM 9/21/2018

Last Altered: Thursday, September 20, 2018 16:05:06 Pacific Daylight Time
Printed: Thursday, September 20, 2018 16:05:49 Pacific Daylight Time

Name: 180919M1_84, Date: 20-Sep-2018, Time: 06:45:28, ID: 1802860-04 PW1808271520RF 0.25475, Description: PW1808271520RF

L-EtFOSAA

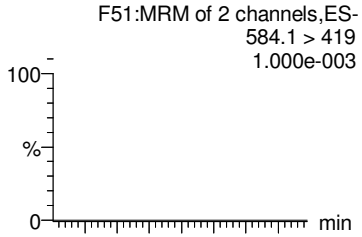

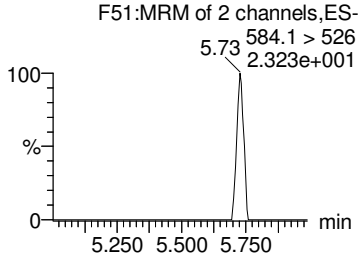

Br-ETFOSAA

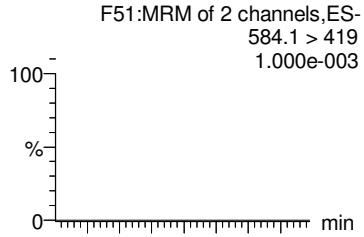

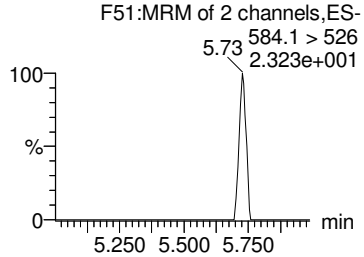

Total N-EtFOSAA

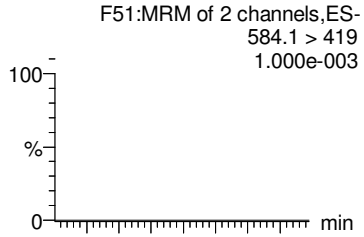

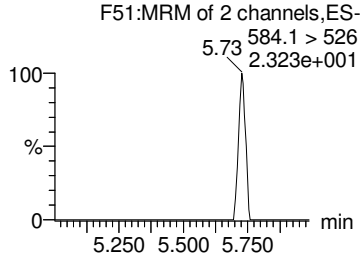

PFDoA

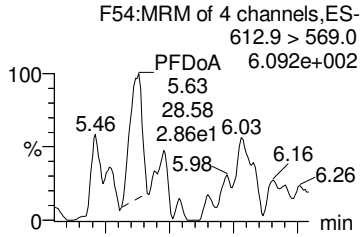

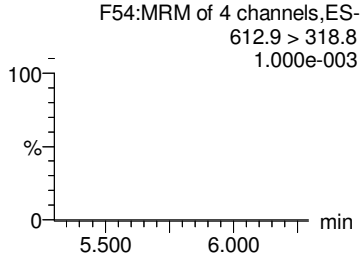

TCDA

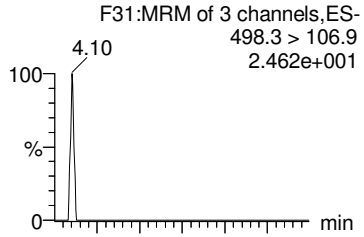

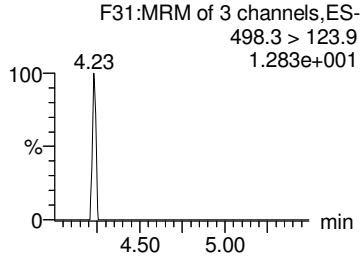

d5-N-EtFOSAA

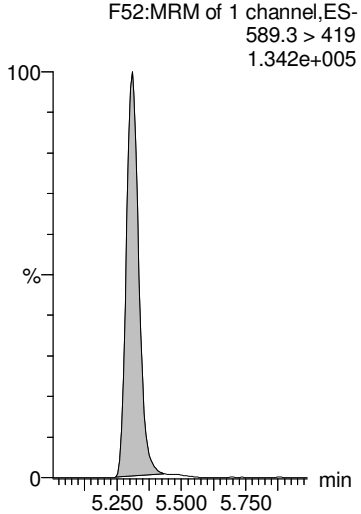

d5-N-EtFOSAA

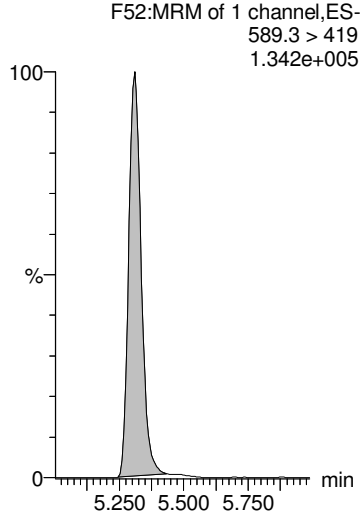

d5-N-EtFOSAA

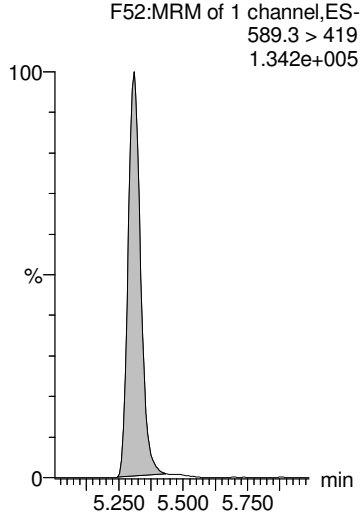

13C2-PFDoA

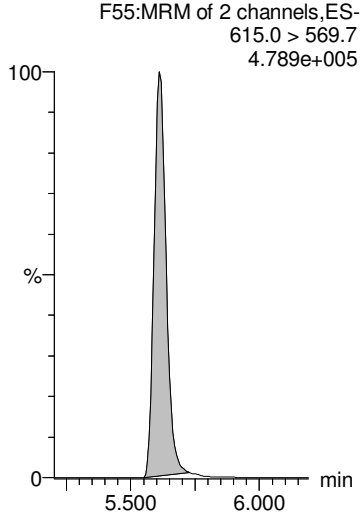

13C8-PFOS

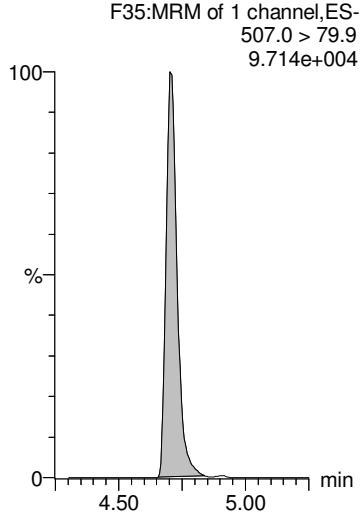

GM 9/20/2018

Dataset: Z:\Projects\PFAS.PRO\Results\180919M1\180919M1-84.qld

MMM 9/21/2018

Last Altered: Thursday, September 20, 2018 16:05:06 Pacific Daylight Time
Printed: Thursday, September 20, 2018 16:05:49 Pacific Daylight Time

Name: 180919M1_84, Date: 20-Sep-2018, Time: 06:45:28, ID: 1802860-04 PW1808271520RF 0.25475, Description: PW1808271520RF

13C4-PFBA

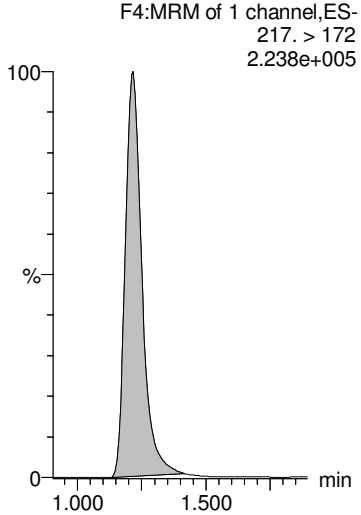

13C5-PFHxA

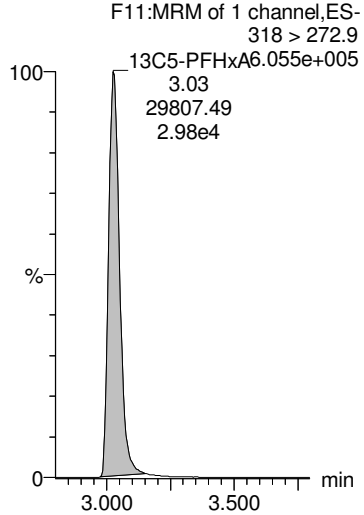

13C3-PFHxS

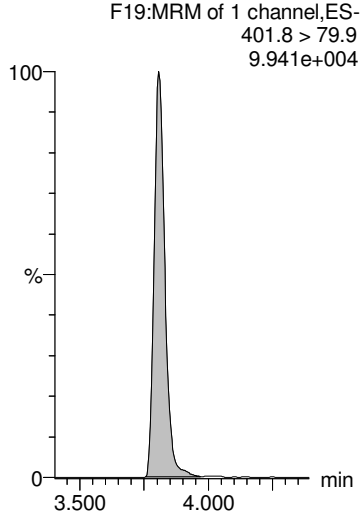

13C8-PFOA

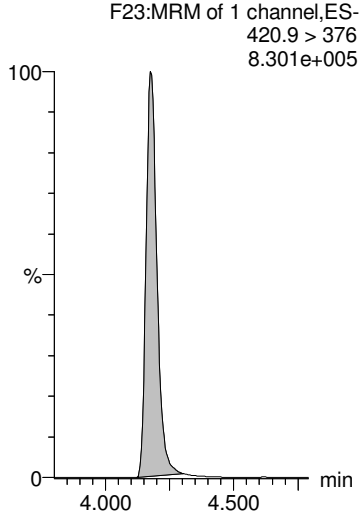

13C9-PFNA

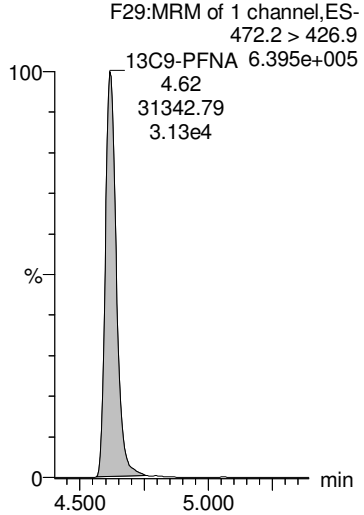

13C4-PFOS

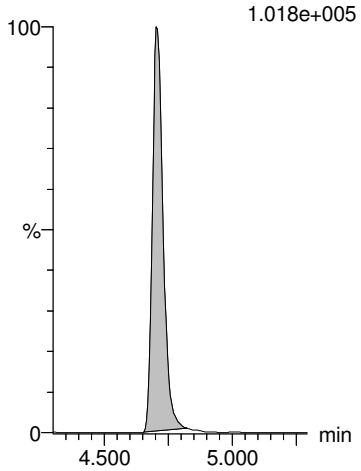

13C6-PFDA

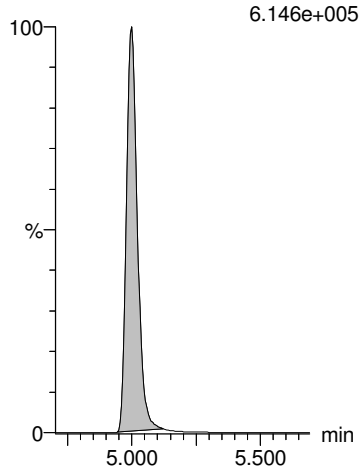

13C7-PFUdA

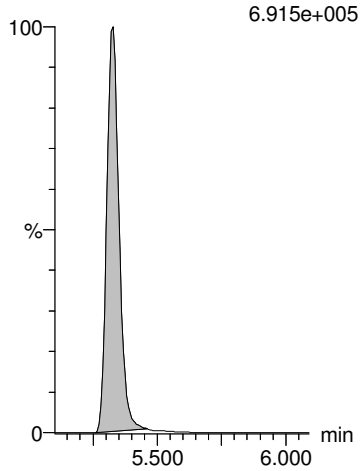

GM 9/20/2018

Dataset: Z:\Projects\PFAS.PRO\Results\180919M1\180919M1-85.qld

MMM 9/21/2018

Last Altered: Thursday, September 20, 2018 16:12:01 Pacific Daylight Time
Printed: Thursday, September 20, 2018 16:12:11 Pacific Daylight Time

Name: 180919M1_85, Date: 20-Sep-2018, Time: 06:56:07, ID: 1802860-05 SW1808271545RF 0.23588, Description: SW1808271545RF

	#	Name	Trace	Area	IS Area	Wt/Vol	RRF	RT	Response	Conc.	%Rec	Ion Ratio	Ratio Out?
1	1	PFBA	213.0 > 168.8	6.41e2	9.87e3	0.236	0.000	1.21	0.812	2.9572			
2	2	PFPeA	263.1 > 218.9	3.66e2	1.30e4	0.236	0.000	2.22	0.351	1.5155			
3	3	PFBS	299.0 > 79.7		1.86e3	0.236							
4	4	4:2 FTS	327.2>307.2		3.41e3	0.236							
5	5	PFHxA	313 > 269	6.27e2	8.57e3	0.236	0.000	3.03	0.366	1.4698		16.2	NO
6	36	13C3-PFBA	216.1 > 171.8	9.87e3	1.35e4	0.236	0.734	1.22	9.17	51.7593	97.7		
7	37	13C3-PFPeA	266. > 221.8	1.30e4	2.34e4	0.236	0.555	2.21	6.94	52.2506	98.6		
8	38	13C3-PFBS	302. > 98.8	1.86e3	3.61e3	0.236	0.515	2.52	6.44	54.3385	102.5		
9	39	13C2-4:2 FTS	329.2>308.9	3.41e3	3.61e3	0.236	0.945	2.94	11.8	45.9056	86.6		
10	40	13C2-PFHxA	315 > 270	8.57e3	2.34e4	0.236	0.914	3.03	4.57	20.5406	96.9		
11	-1												
12	7	PFHpA	363.0 > 318.9	2.56e2	1.39e4	0.236	0.000	3.65	0.229	0.8170		10.3	YES
13	6	PFPeS	349.1>80.1		1.86e3	0.236							
14	8	L-PFHxS	398.9 > 79.6	2.83e2	1.60e3	0.236	0.000	3.81	2.21	4.9822		1.78	NO
15	9	Br-PFHxS	398.9 > 79.6		1.60e3	0.236							
16	68	Total PFHxS	398.9 > 79.6	2.83e2	1.60e3	0.236			2.21	4.9822			
17	41	13C4-PFHpA	367.2 > 321.8	1.39e4	2.34e4	0.236	0.594	3.65	7.43	55.7831	105.3		
18	38	13C3-PFBS	302. > 98.8	1.86e3	3.61e3	0.236	0.515	2.52	6.44	54.3385	102.5		
19	42	18O2-PFHxS	403.0 > 102.6	1.60e3	3.61e3	0.236	0.443	3.81	5.54	58.7844	110.9		
20	42	18O2-PFHxS	403.0 > 102.6	1.60e3	3.61e3	0.236	0.443	3.81	5.54	58.7844	110.9		
21	42	18O2-PFHxS	403.0 > 102.6	1.60e3	3.61e3	0.236	0.443	3.81	5.54	58.7844	110.9		
22	-1												
23	10	6:2 FTS	427.1 > 407	6.39e1	3.97e3	0.236	0.000	4.12	0.201	0.7501		3.33	NO
24	13	PFHpS	449 > 80.0		3.90e3	0.236							
25	11	L-PFOA	412.8 > 368.9	1.14e3	2.20e4	0.236	0.000	4.18	0.647	1.8342		3.80	NO
26	12	Br-PFOA	412.8 > 368.9		2.20e4	0.236							
27	69	Total PFOA	412.8 > 368.9	1.14e3	2.20e4	0.236			0.647	1.8342			
28	43	13C2-6:2 FTS	429.1 > 408.9	3.97e3	3.86e3	0.236	1.03	4.12	12.9	46.9839	88.7		
29	44	13C2-PFOA	414.9 > 369.7	2.20e4	3.41e4	0.236	0.646	4.18	8.08	48.8197	92.1		
30	44	13C2-PFOA	414.9 > 369.7	2.20e4	3.41e4	0.236	0.646	4.18	8.08	48.8197	92.1		
31	44	13C2-PFOA	414.9 > 369.7	2.20e4	3.41e4	0.236	0.646	4.18	8.08	48.8197	92.1		
32	44	13C2-PFOA	414.9 > 369.7	2.20e4	3.41e4	0.236	0.646	4.18	8.08	48.8197	92.1		
33	-1												
34	14	PFNA	463.0 > 418.8	1.15e2	2.06e4	0.236	0.000	4.62	0.0702	0.2079		9.42	YES
35	15	PFOSA	497.9 > 77.9		3.10e3	0.236							
36	16	L-PFOS	498.9 > 79.9	1.19e2	3.90e3	0.236	0.000	4.70	0.383	1.5875		1.04	YES
37	17	Br-PFOS	498.9 > 79.9	1.01e2	3.90e3	0.236	0.000	4.60	0.324	1.3351		2.86	NO

GM 9/20/2018

Dataset: Z:\Projects\PFAS.PRO\Results\180919M1\180919M1-85.qld

MMM 9/21/2018

Last Altered: Thursday, September 20, 2018 16:12:01 Pacific Daylight Time
Printed: Thursday, September 20, 2018 16:12:11 Pacific Daylight Time

Name: 180919M1_85, Date: 20-Sep-2018, Time: 06:56:07, ID: 1802860-05 SW1808271545RF 0.23588, Description: SW1808271545RF

	#	Name	Trace	Area	IS Area	Wt/Vol	RRF	RT	Response	Conc.	%Rec	Ion Ratio	Ratio Out?
38	70	Total PFOS	498.9 > 79.9	2.20e2	3.90e3	0.236			0.706	2.9226			
39	45	13C5-PFNA	468.2 > 422.9	2.06e4	2.53e4	0.236	0.812	4.62	10.2	44.5380	84.0		
40	46	13C8-PFOSA	506.1 > 77.7	3.10e3	2.95e4	0.236	0.105	4.68	1.31	33.3873	63.0		
41	47	13C8-PFOS	507.0 > 79.9	3.90e3	3.86e3	0.236	1.01	4.70	12.6	51.1541	96.5		
42	47	13C8-PFOS	507.0 > 79.9	3.90e3	3.86e3	0.236	1.01	4.70	12.6	51.1541	96.5		
43	47	13C8-PFOS	507.0 > 79.9	3.90e3	3.86e3	0.236	1.01	4.70	12.6	51.1541	96.5		
44	-1												
45	18	PFDA	513 > 468.8	3.95e1	1.91e4	0.236	0.000	5.01	0.0258			54.0	YES
46	19	8:2 FTS	527 > 506.9		3.01e3	0.236							
47	20	PFNS	549.1 > 80.1		3.90e3	0.236							
48	26	PFDS	598.8 > 79.9		3.90e3	0.236							
49	25	PFUdA	563.0 > 518.9		2.33e4	0.236							
50	48	13C2-PFDA	515.1 > 469.9	1.91e4	2.50e4	0.236	0.764	5.00	9.54	43.9613	83.0		
51	49	13C2-8:2 FTS	529.1 > 508.7	3.01e3	3.86e3	0.236	0.782	4.96	9.77	45.7595	86.3		
52	47	13C8-PFOS	507.0 > 79.9	3.90e3	3.86e3	0.236	1.01	4.70	12.6	51.1541	96.5		
53	47	13C8-PFOS	507.0 > 79.9	3.90e3	3.86e3	0.236	1.01	4.70	12.6	51.1541	96.5		
54	51	13C2-PFUdA	565 > 519.8	2.33e4	2.95e4	0.236	0.789	5.33	9.86	42.8797	80.9		
55	-1												
56	21	L-MeFOSAA	570 > 419		5.51e3	0.236							
57	22	Br-MeFOSAA	570. > 419		5.51e3	0.236							
58	71	Total N-MeFOSAA	570. > 419	0.00e0	5.51e3	0.236			0.000				
59	29	PFTrDA	662.9 > 618.9		2.13e4	0.236							
60	30	PFTeDA	712.8 > 669.0		1.40e4	0.236							
61	50	d3-N-MeFOSAA	573.3 > 419	5.51e3	2.95e4	0.236	0.187	5.15	2.33	42.9744	81.1		
62	50	d3-N-MeFOSAA	573.3 > 419	5.51e3	2.95e4	0.236	0.187	5.15	2.33	42.9744	81.1		
63	50	d3-N-MeFOSAA	573.3 > 419	5.51e3	2.95e4	0.236	0.187	5.15	2.33	42.9744	81.1		
64	53	13C2-PFDoA	615.0 > 569.7	2.13e4	2.50e4	0.236	0.852	5.61	10.7	40.9728	77.3		
65	55	13C2-PFTeDA	714.8 > 669.6	1.40e4	2.95e4	0.236	0.475	6.08	5.94	39.5982	74.7		
66	-1												
67	23	L-EtFOSAA	584.1 > 419		6.73e3	0.236							
68	24	Br-ETFOSAA	584.1 > 419		6.73e3	0.236							
69	72	Total N-EtFOSAA	584.1 > 419	0.00e0	6.73e3	0.236			0.000				
70	27	PFDoA	612.9 > 569.0		2.13e4	0.236							
71	73	TCDA	498.3>106.9			0.236							
72	52	d5-N-EtFOSAA	589.3 > 419	6.73e3	2.95e4	0.236	0.228	5.31	2.85	47.1691	89.0		
73	52	d5-N-EtFOSAA	589.3 > 419	6.73e3	2.95e4	0.236	0.228	5.31	2.85	47.1691	89.0		
74	52	d5-N-EtFOSAA	589.3 > 419	6.73e3	2.95e4	0.236	0.228	5.31	2.85	47.1691	89.0		

GM 9/20/2018

Dataset: Z:\Projects\PFAS.PRO\Results\180919M1\180919M1-85.qld

MMM 9/21/2018

Last Altered: Thursday, September 20, 2018 16:12:01 Pacific Daylight Time
Printed: Thursday, September 20, 2018 16:12:11 Pacific Daylight Time

Name: 180919M1_85, Date: 20-Sep-2018, Time: 06:56:07, ID: 1802860-05 SW1808271545RF 0.23588, Description: SW1808271545RF

	#	Name	Trace	Area	IS Area	Wt/Vol	RRF	RT	Response	Conc.	%Rec	Ion Ratio	Ratio Out?
75	53	13C2-PFDoA	615.0 > 569.7	2.13e4	2.50e4	0.236	0.852	5.61	10.7	40.9728	77.3		
76	47	13C8-PFOS	507.0 > 79.9	3.90e3	3.86e3	0.236	1.01	4.70	12.6	51.1541	96.5		
77	-1												
78	60	13C4-PFBA	217. > 172	1.35e4	1.35e4	0.236	1.00	1.22	12.5	52.9930	100.0		
79	61	13C5-PFHxA	318 > 272.9	2.34e4	2.34e4	0.236	1.00	3.03	12.5	52.9930	100.0		
80	62	13C3-PFHxS	401.8 > 79.9	3.61e3	3.61e3	0.236	1.00	3.81	12.5	52.9930	100.0		
81	63	13C8-PFOA	420.9 > 376	3.41e4	3.41e4	0.236	1.00	4.18	12.5	52.9930	100.0		
82	64	13C9-PFNA	472.2 > 426.9	2.53e4	2.53e4	0.236	1.00	4.62	12.5	52.9930	100.0		
83	65	13C4-PFOS	503 > 79.9	3.86e3	3.86e3	0.236	1.00	4.71	12.5	52.9930	100.0		
84	66	13C6-PFDA	519.1 > 473.7	2.50e4	2.50e4	0.236	1.00	5.00	12.5	52.9930	100.0		
85	67	13C7-PFUdA	570.1 > 524.8	2.95e4	2.95e4	0.236	1.00	5.33	12.5	52.9930	100.0		

GM 9/20/2018

Dataset: Z:\Projects\PFAS.PRO\Results\180919M1\180919M1-85.qld MMM 9/21/2018

Last Altered: Thursday, September 20, 2018 16:12:01 Pacific Daylight Time
Printed: Thursday, September 20, 2018 16:12:11 Pacific Daylight Time

Method: Z:\Projects\PFAS.pro\MethDB\PFAS_FULL_80C_091918.mdb 20 Sep 2018 08:42:56
Calibration: Z:\Projects\PFAS.pro\CurveDB\C18_VAL-PFAS_Q4_09-18-18.cdb 19 Sep 2018 09:23:23

Name: 180919M1_85, Date: 20-Sep-2018, Time: 06:56:07, ID: 1802860-05 SW1808271545RF 0.23588, Description: SW1808271545RF

PFBA

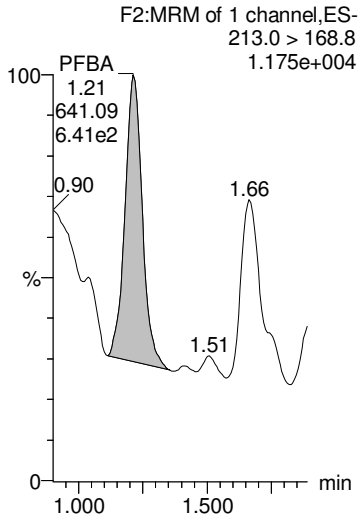

PFPeA

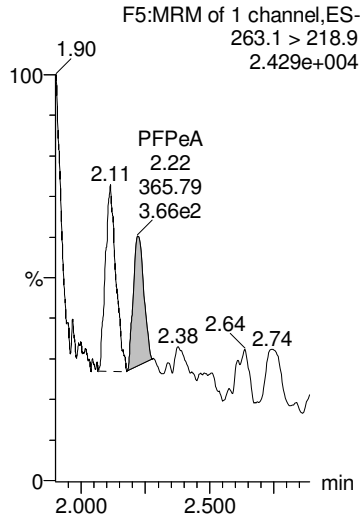

PFBS

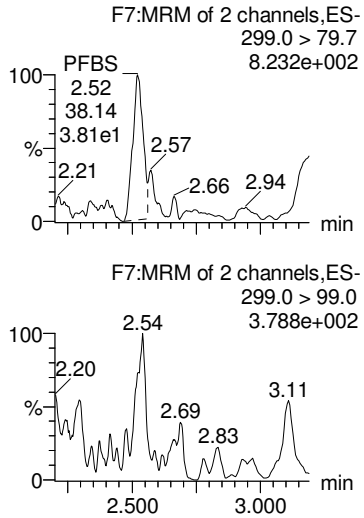

4:2 FTS

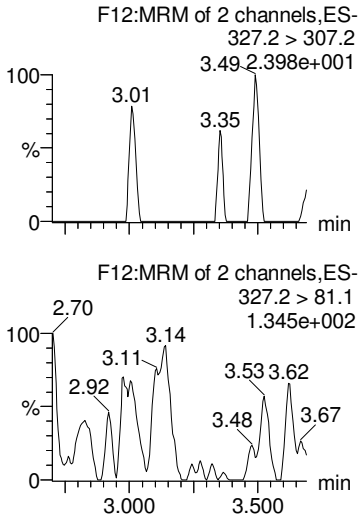

PFHxA

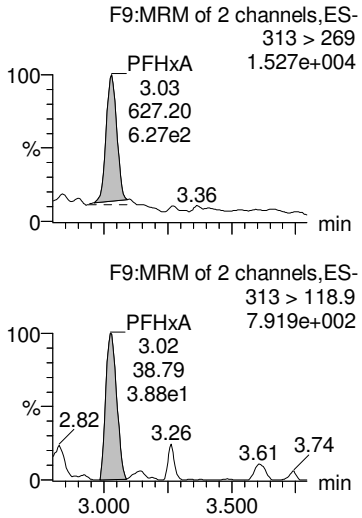

13C3-PFBA

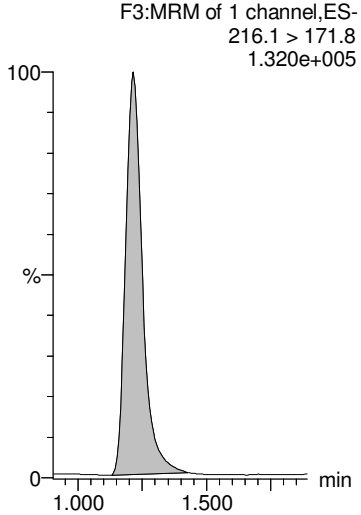

13C3-PFPeA

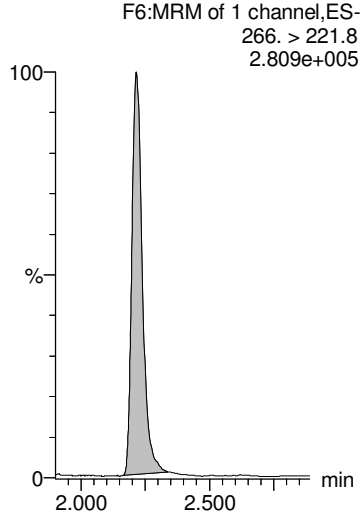

13C3-PFBS

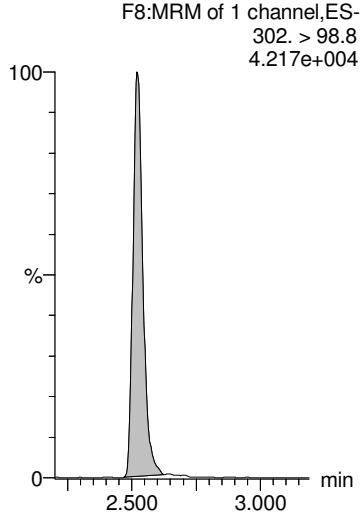

13C2-4:2 FTS

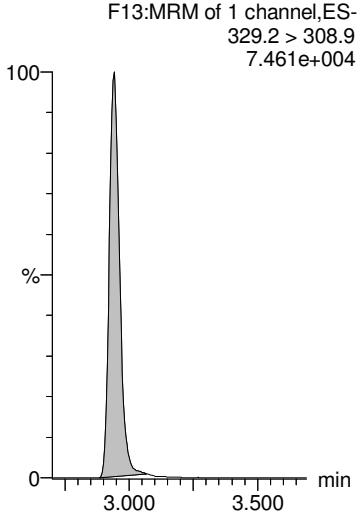

13C2-PFHxA

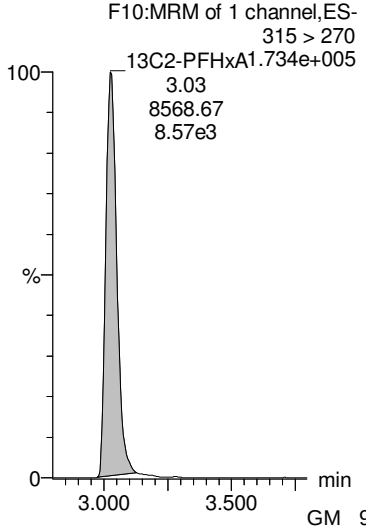

GM 9/20/2018

Dataset: Z:\Projects\PFAS.PRO\Results\180919M1\180919M1-85.qld

MMM 9/21/2018

Last Altered: Thursday, September 20, 2018 16:12:01 Pacific Daylight Time
Printed: Thursday, September 20, 2018 16:12:11 Pacific Daylight Time

Name: 180919M1_85, Date: 20-Sep-2018, Time: 06:56:07, ID: 1802860-05 SW1808271545RF 0.23588, Description: SW1808271545RF

PFHpA

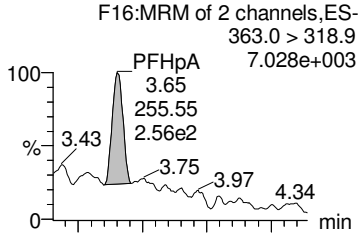

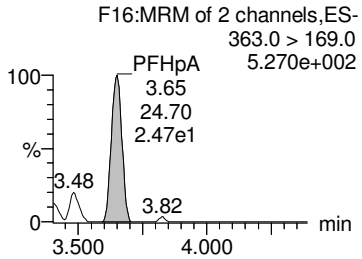

PFPeS

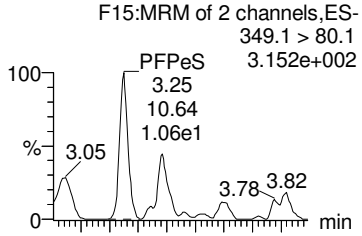

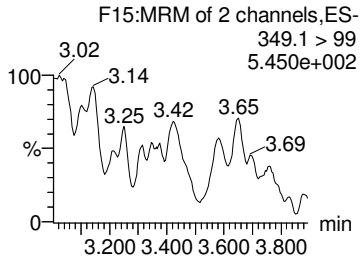

L-PFHxS

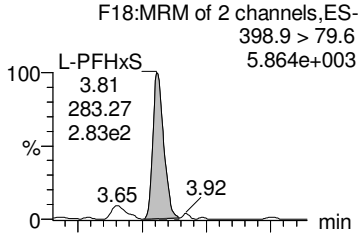

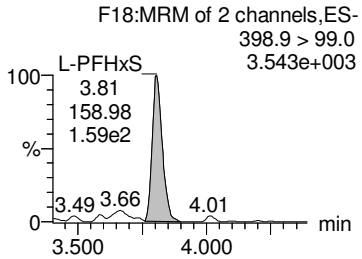

Br-PFHxS

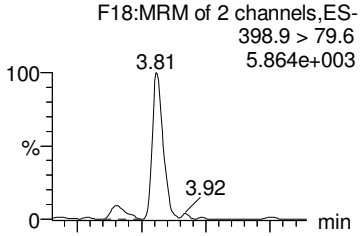

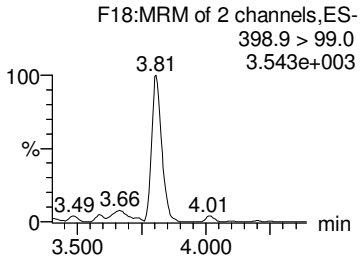

Total PFHxS

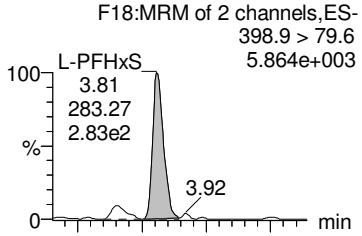

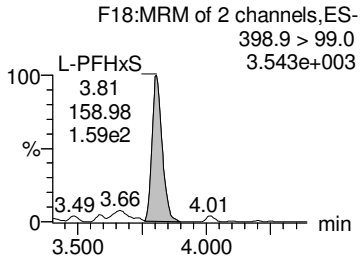

13C4-PFHpA

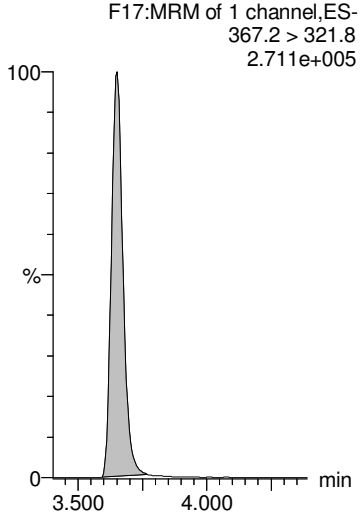

13C3-PFBS

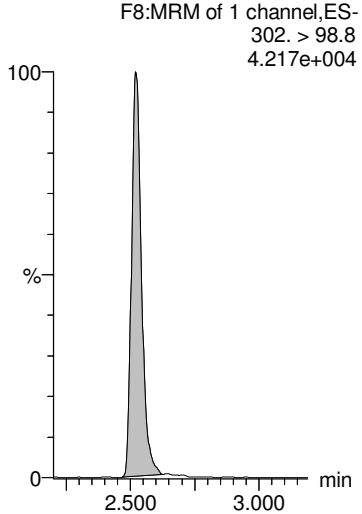

18O2-PFHxS

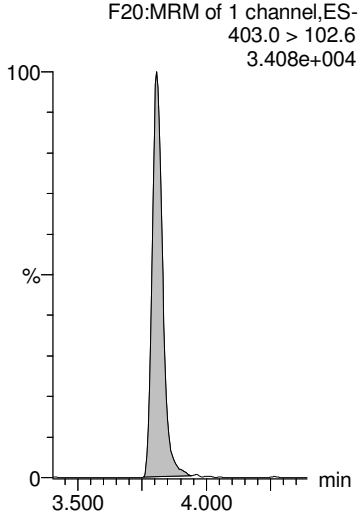

18O2-PFHxS

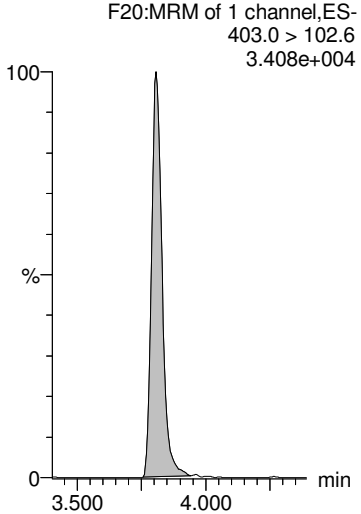

18O2-PFHxS

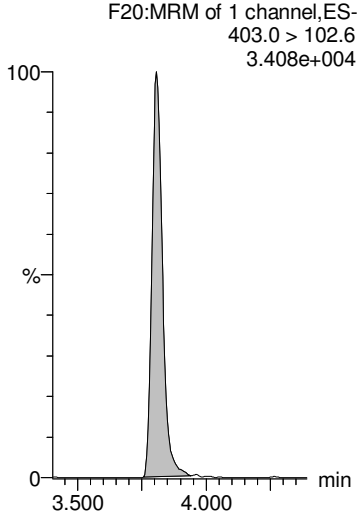

GM 9/20/2018

Dataset: Z:\Projects\PFAS.PRO\Results\180919M1\180919M1-85.qld

MMM 9/21/2018

Last Altered: Thursday, September 20, 2018 16:12:01 Pacific Daylight Time
Printed: Thursday, September 20, 2018 16:12:11 Pacific Daylight Time

Name: 180919M1_85, Date: 20-Sep-2018, Time: 06:56:07, ID: 1802860-05 SW1808271545RF 0.23588, Description: SW1808271545RF

6:2 FTS

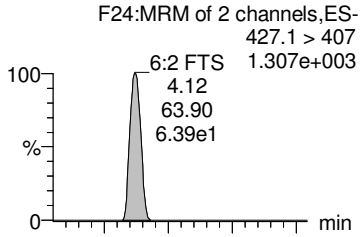

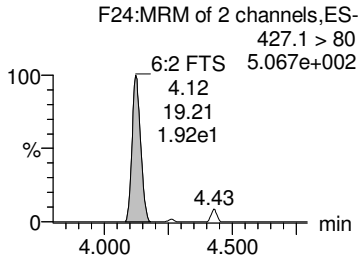

PFHpS

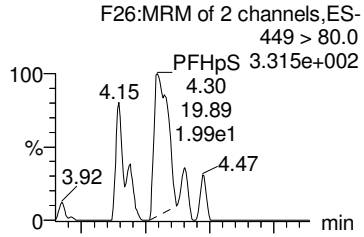

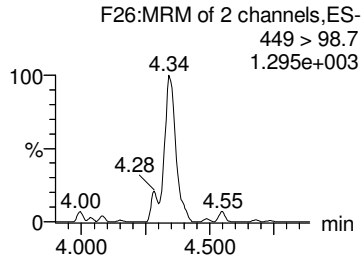

L-PFOA

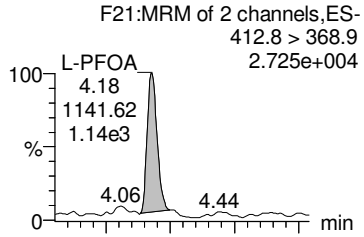

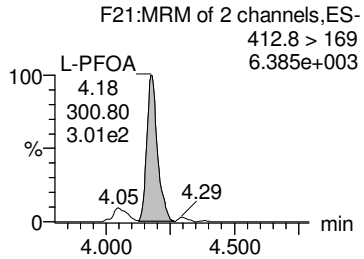

Br-PFOA

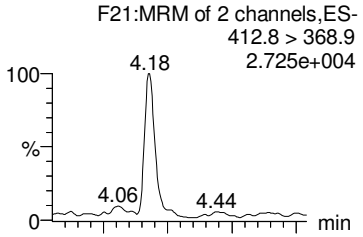

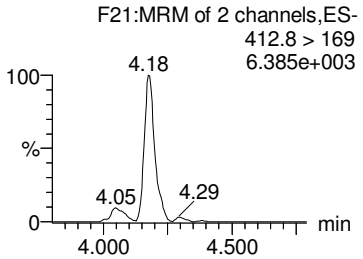

Total PFOA

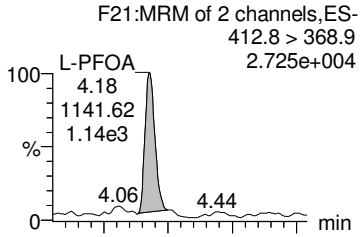

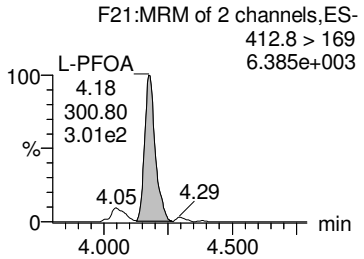

13C2-6:2 FTS

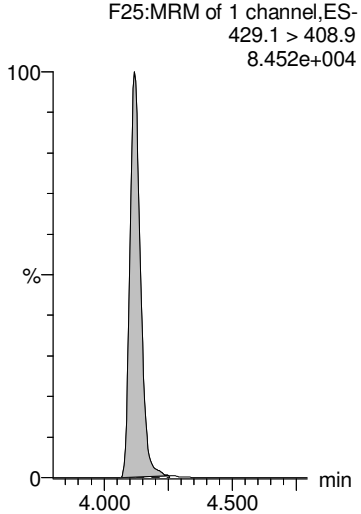

13C2-PFOA

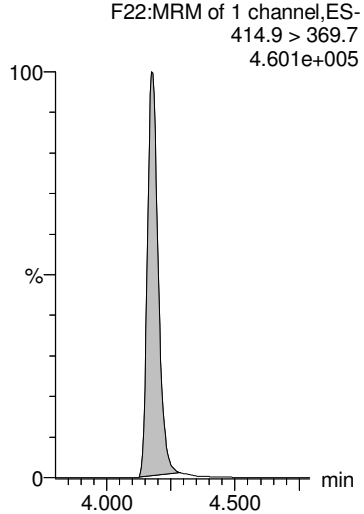

13C2-PFOA

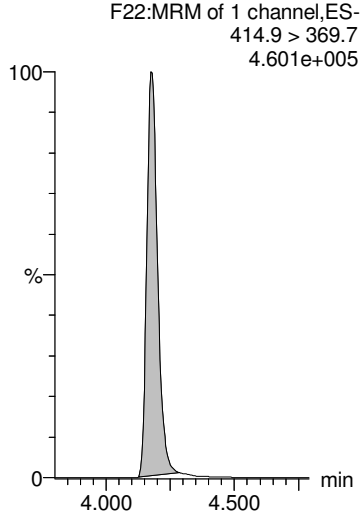

13C2-PFOA

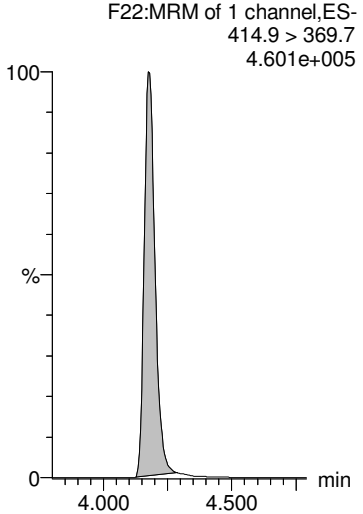

13C2-PFOA

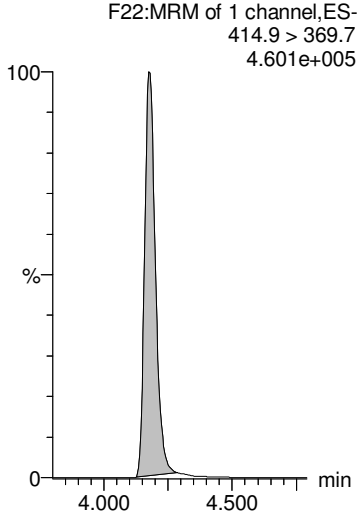

GM 9/20/2018

Dataset: Z:\Projects\PFAS.PRO\Results\180919M1\180919M1-85.qld

MMM 9/21/2018

Last Altered: Thursday, September 20, 2018 16:12:01 Pacific Daylight Time
Printed: Thursday, September 20, 2018 16:12:11 Pacific Daylight Time

Name: 180919M1_85, Date: 20-Sep-2018, Time: 06:56:07, ID: 1802860-05 SW1808271545RF 0.23588, Description: SW1808271545RF

PFNA

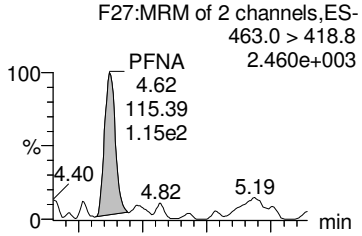

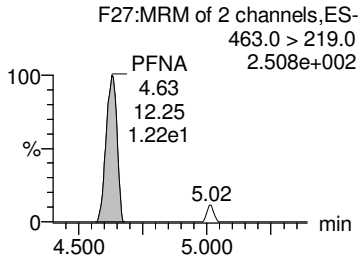

PFOSA

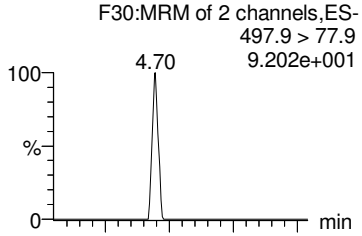

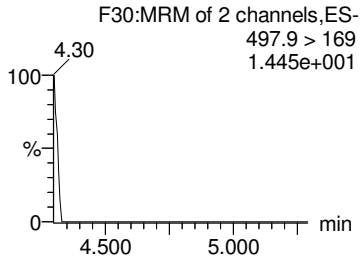

L-PFOS

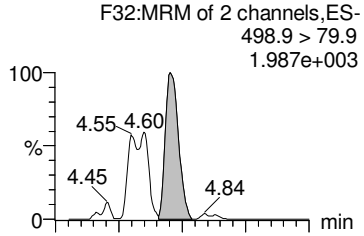

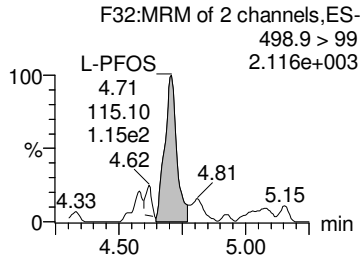

Br-PFOS

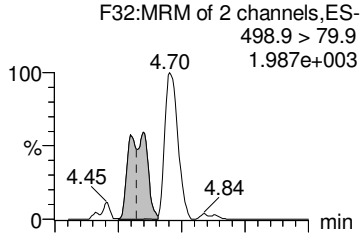

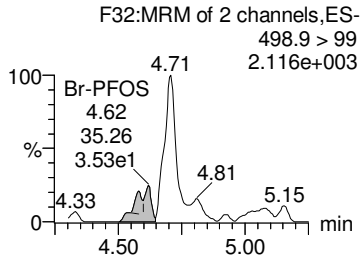

Total PFOS

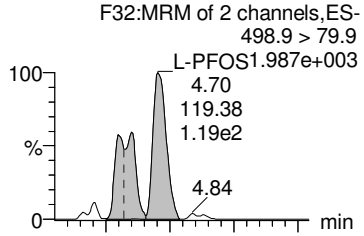

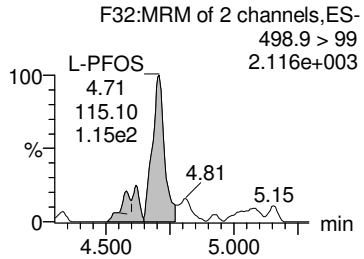

13C5-PFNA

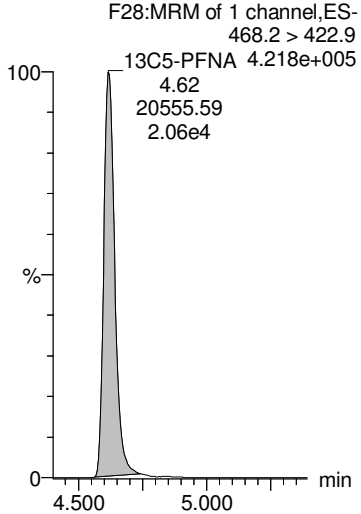

13C8-PFOSA

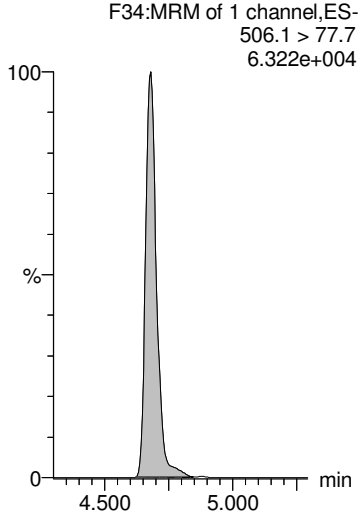

13C8-PFOS

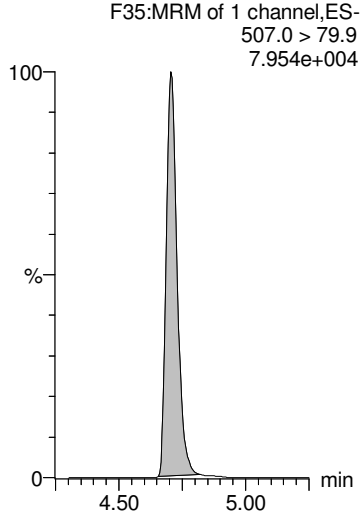

13C8-PFOS

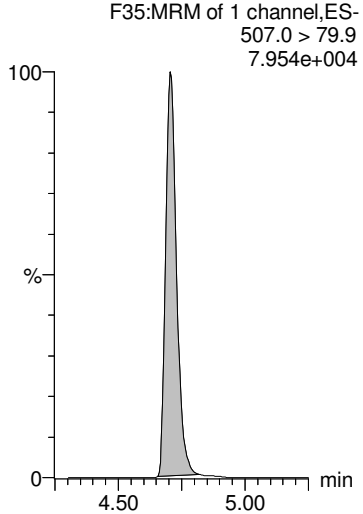

13C8-PFOS

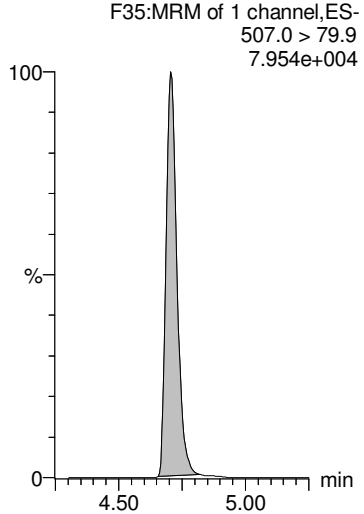

GM 9/20/2018

Dataset: Z:\Projects\PFAS.PRO\Results\180919M1\180919M1-85.qld

MMM 9/21/2018

Last Altered: Thursday, September 20, 2018 16:12:01 Pacific Daylight Time
Printed: Thursday, September 20, 2018 16:12:11 Pacific Daylight Time

Name: 180919M1_85, Date: 20-Sep-2018, Time: 06:56:07, ID: 1802860-05 SW1808271545RF 0.23588, Description: SW1808271545RF

PFDA

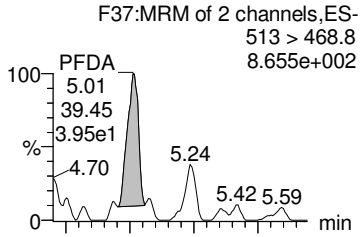

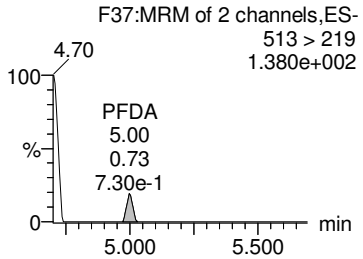

8:2 FTS

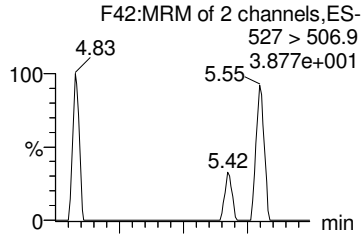

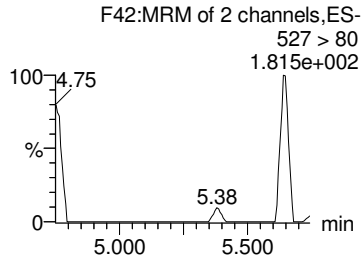

PFNS

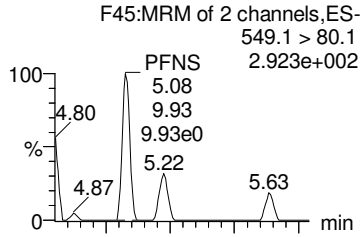

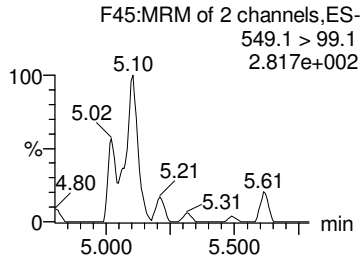

PFDS

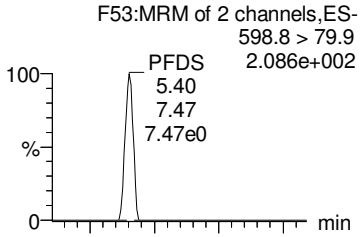

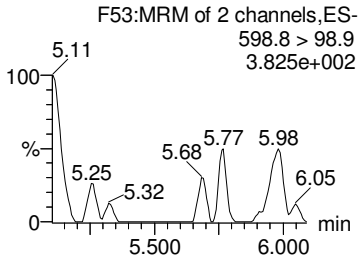

PFUdA

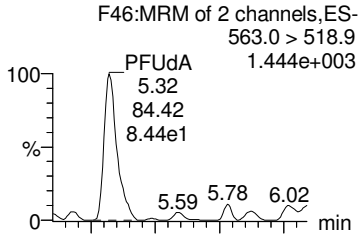

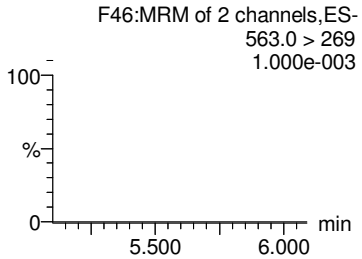

13C2-PFDA

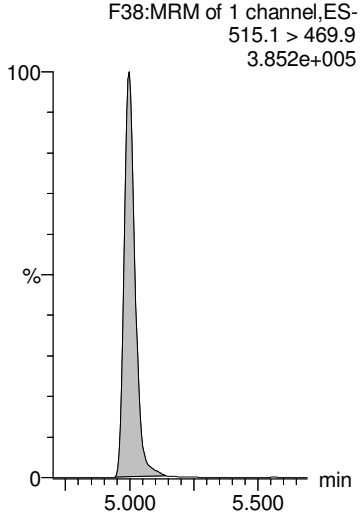

13C2-8:2 FTS

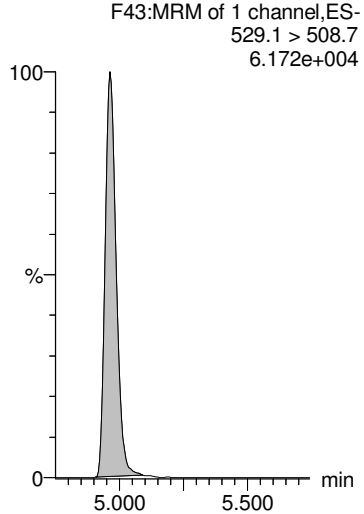

13C8-PFOS

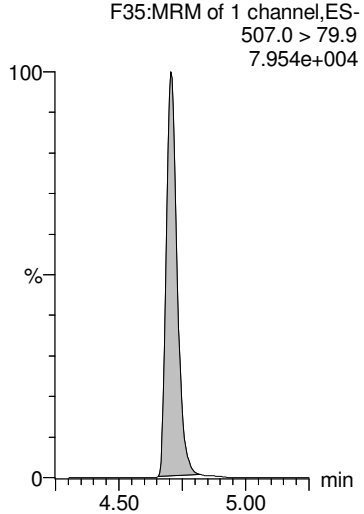

13C8-PFOS

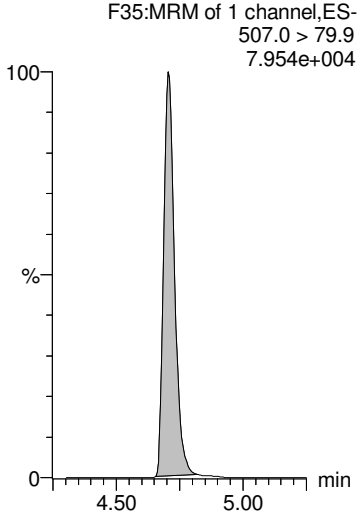

13C2-PFUdA

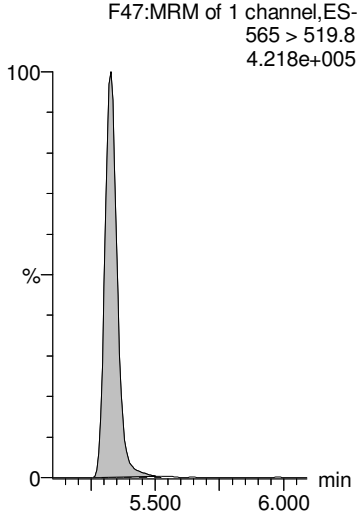

GM 9/20/2018

Dataset: Z:\Projects\PFAS.PRO\Results\180919M1\180919M1-85.qld

MMM 9/21/2018

Last Altered: Thursday, September 20, 2018 16:12:01 Pacific Daylight Time
Printed: Thursday, September 20, 2018 16:12:11 Pacific Daylight Time

Name: 180919M1_85, Date: 20-Sep-2018, Time: 06:56:07, ID: 1802860-05 SW1808271545RF 0.23588, Description: SW1808271545RF

L-MeFOSAA

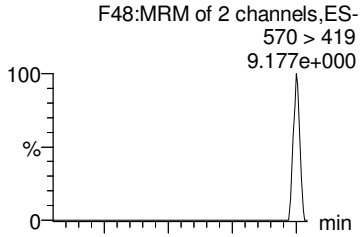

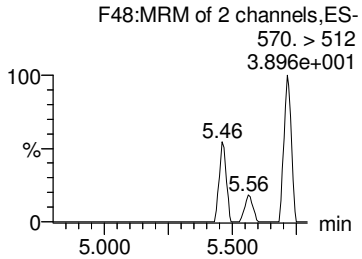

Br-MeFOSAA

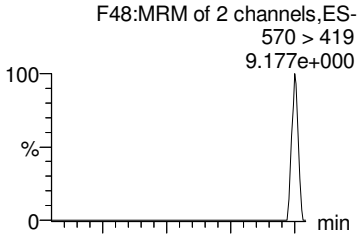

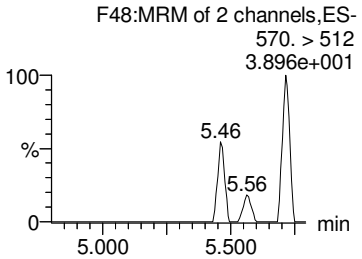

Total N-MeFOSAA

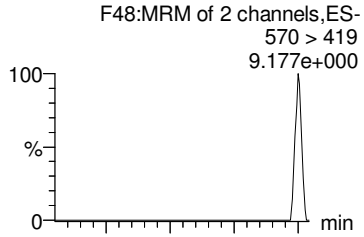

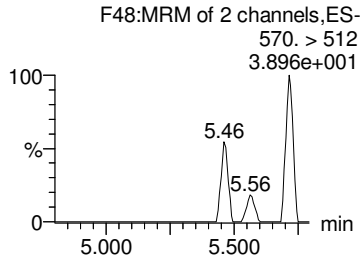

PFTrDA

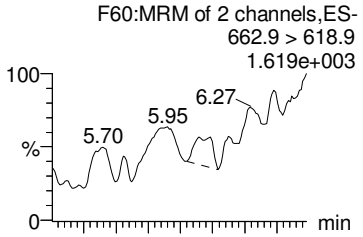

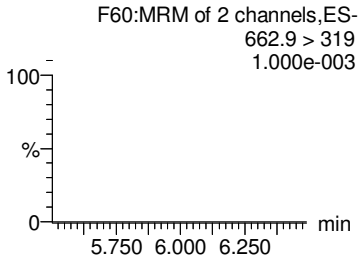

PFTeDA

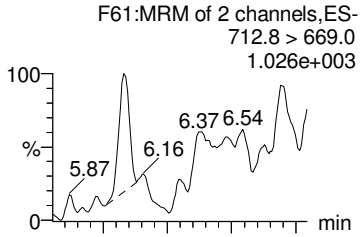

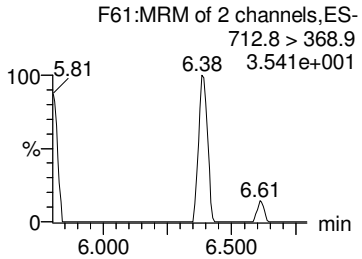

d3-N-MeFOSAA

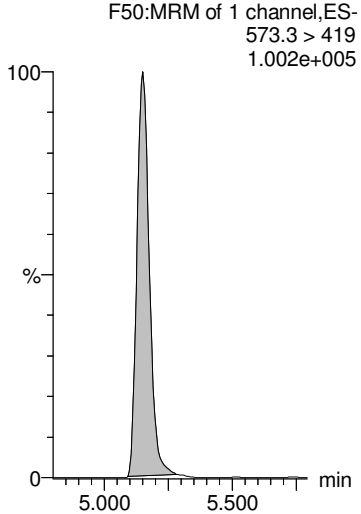

d3-N-MeFOSAA

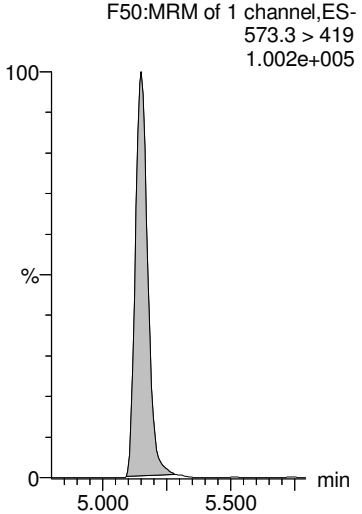

d3-N-MeFOSAA

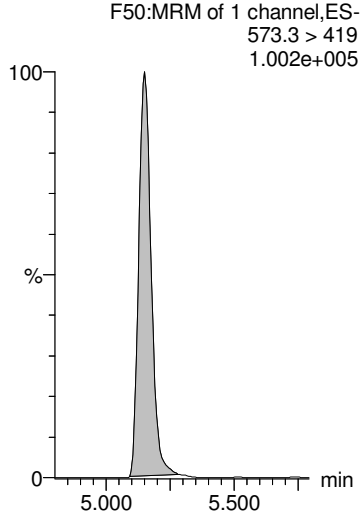

13C2-PFDoA

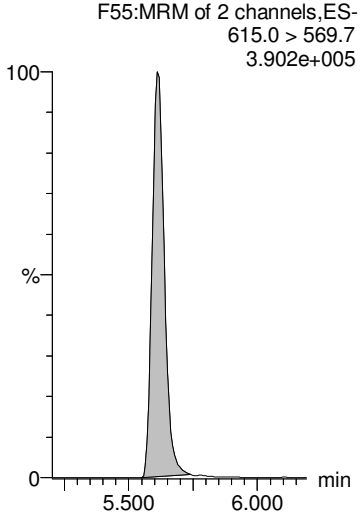

13C2-PFTeDA

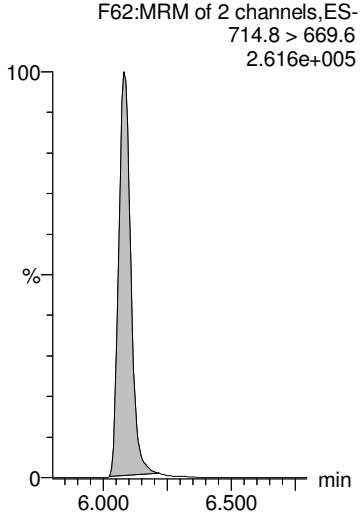

GM 9/20/2018

Dataset: Z:\Projects\PFAS.PRO\Results\180919M1\180919M1-85.qld

MMM 9/21/2018

Last Altered: Thursday, September 20, 2018 16:12:01 Pacific Daylight Time
Printed: Thursday, September 20, 2018 16:12:11 Pacific Daylight Time

Name: 180919M1_85, Date: 20-Sep-2018, Time: 06:56:07, ID: 1802860-05 SW1808271545RF 0.23588, Description: SW1808271545RF

L-EtFOSAA

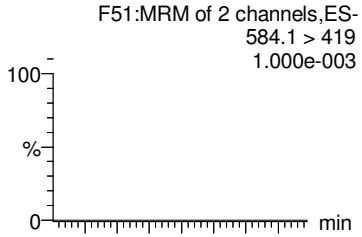

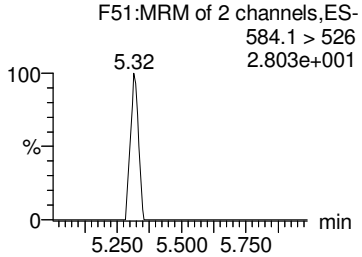

Br-ETFOSAA

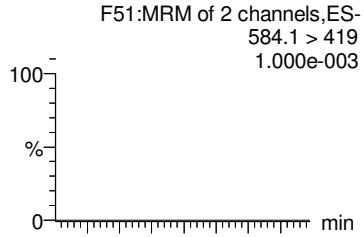

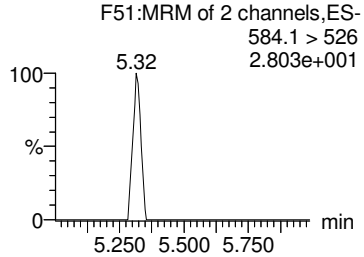

Total N-EtFOSAA

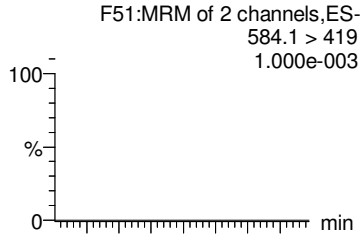

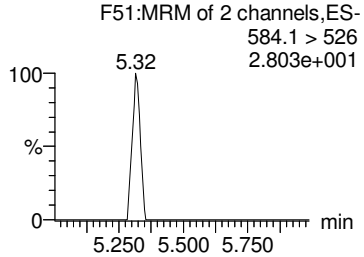

PFDoA

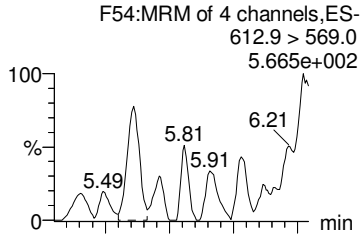

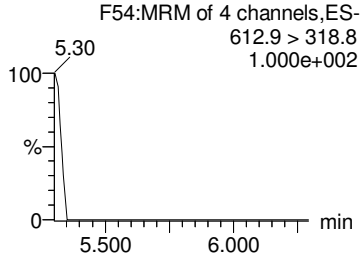

TCDA

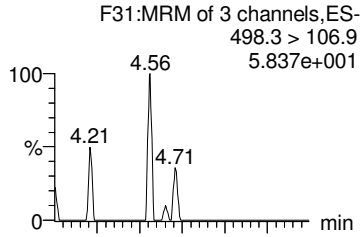

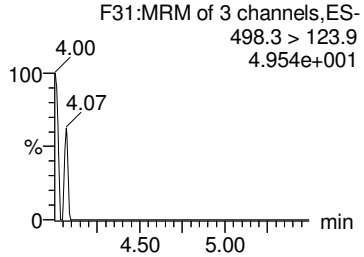

d5-N-EtFOSAA

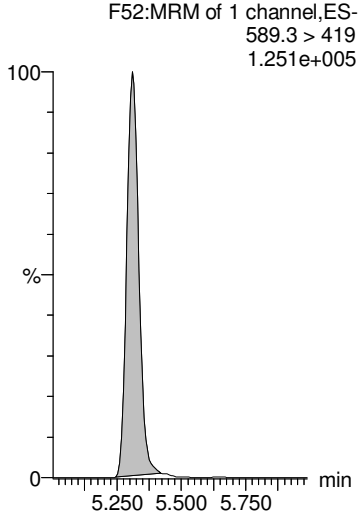

d5-N-EtFOSAA

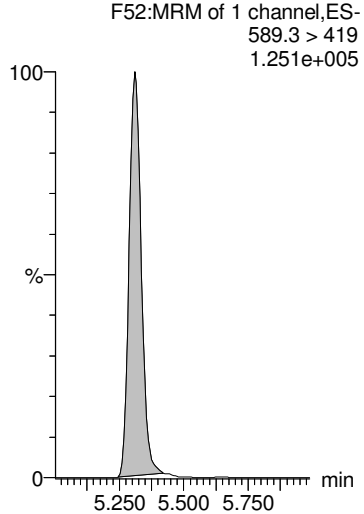

d5-N-EtFOSAA

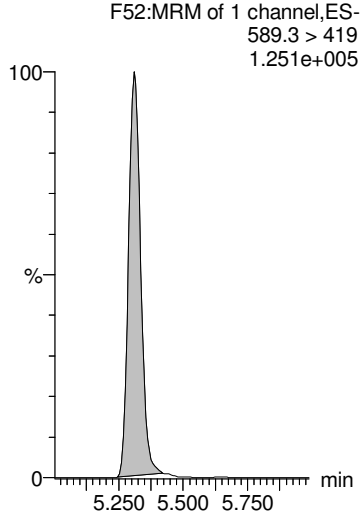

13C2-PFDoA

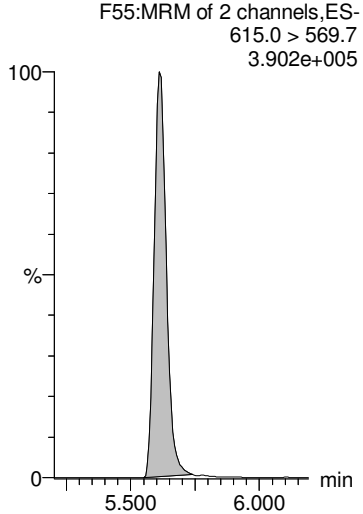

13C8-PFOS

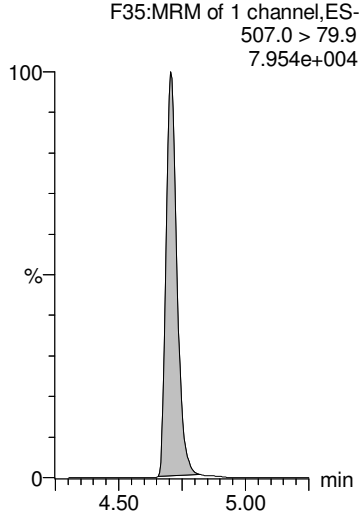

GM 9/20/2018

Dataset: Z:\Projects\PFAS.PRO\Results\180919M1\180919M1-85.qld

MMM 9/21/2018

Last Altered: Thursday, September 20, 2018 16:12:01 Pacific Daylight Time
Printed: Thursday, September 20, 2018 16:12:11 Pacific Daylight Time

Name: 180919M1_85, Date: 20-Sep-2018, Time: 06:56:07, ID: 1802860-05 SW1808271545RF 0.23588, Description: SW1808271545RF

13C4-PFBA

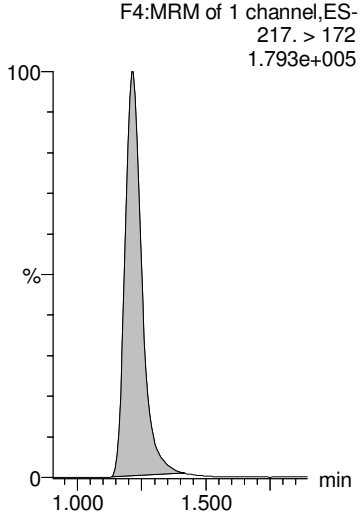

13C5-PFHxA

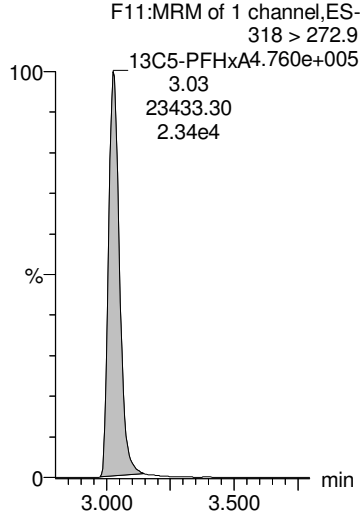

13C3-PFHxS

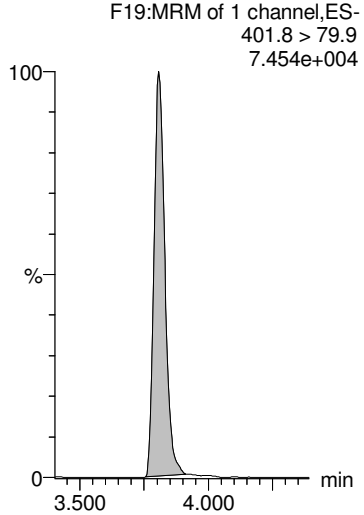

13C8-PFOA

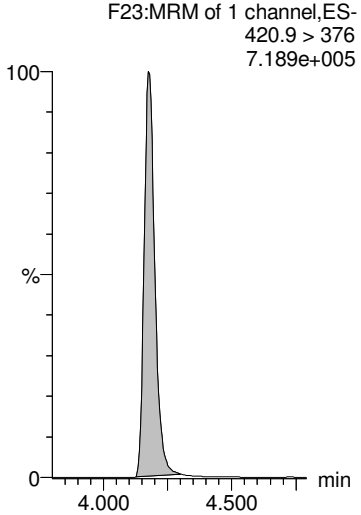

13C9-PFNA

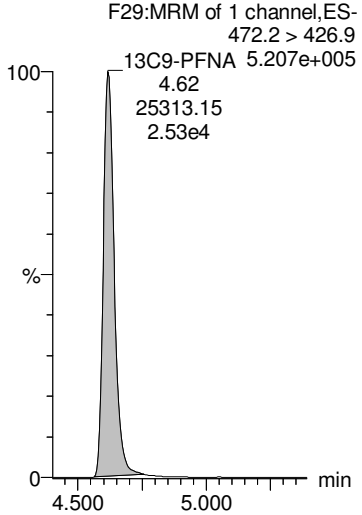

13C4-PFOS

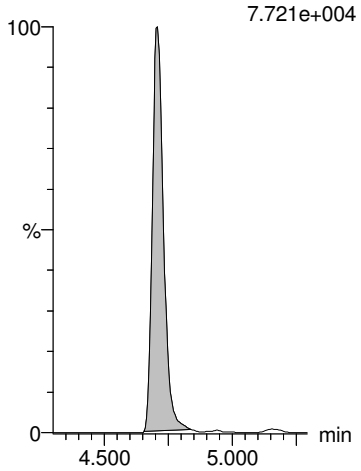

13C6-PFDA

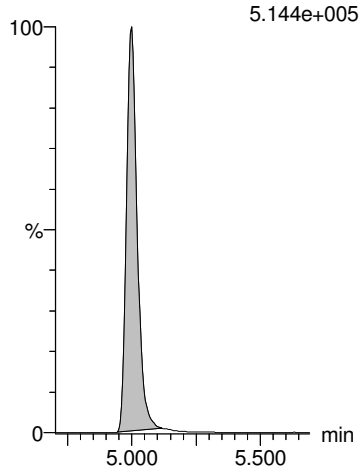

13C7-PFUdA

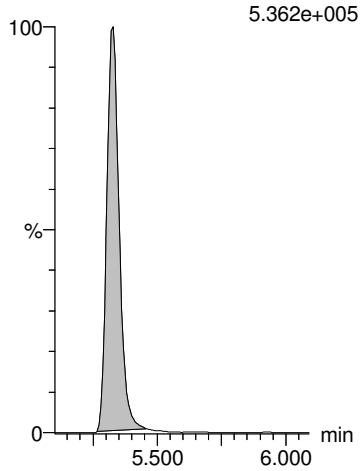

GM 9/20/2018

Dataset: Z:\Projects\PFAS.PRO\Results\180919M1\180919M1-86.qld

MMM 9/21/2018

Last Altered: Thursday, September 20, 2018 16:17:07 Pacific Daylight Time
Printed: Thursday, September 20, 2018 16:17:18 Pacific Daylight Time

Name: 180919M1_86, Date: 20-Sep-2018, Time: 07:06:40, ID: 1802860-06 SW1808280930SK 0.25969, Description: SW1808280930SK

	#	Name	Trace	Area	IS Area	Wt/Vol	RRF	RT	Response	Conc.	%Rec	Ion Ratio	Ratio Out?
1	1	PFBA	213.0 > 168.8	6.63e2	1.03e4	0.260	0.000	1.21	0.808	2.6720			
2	2	PFPeA	263.1 > 218.9	4.72e2	1.38e4	0.260	0.000	2.22	0.428	1.6805			
3	3	PFBS	299.0 > 79.7		2.02e3	0.260							
4	4	4:2 FTS	327.2>307.2		3.51e3	0.260							
5	5	PFHxA	313 > 269	7.81e2	9.10e3	0.260	0.000	3.03	0.429	1.5825		15.7	NO
6	36	13C3-PFBA	216.1 > 171.8	1.03e4	1.37e4	0.260	0.748	1.21	9.35	47.9341	99.6		
7	37	13C3-PFPeA	266. > 221.8	1.38e4	2.45e4	0.260	0.561	2.21	7.02	47.9649	99.6		
8	38	13C3-PFBS	302. > 98.8	2.02e3	3.74e3	0.260	0.539	2.52	6.73	51.5895	107.2		
9	39	13C2-4:2 FTS	329.2>308.9	3.51e3	3.74e3	0.260	0.939	2.94	11.7	41.3999	86.0		
10	40	13C2-PFHxA	315 > 270	9.10e3	2.45e4	0.260	0.928	3.03	4.64	18.9333	98.3		
11	-1												
12	7	PFHpA	363.0 > 318.9	3.96e2	1.44e4	0.260	0.000	3.66	0.345	1.1098		23.8	YES
13	6	PFPeS	349.1>80.1		2.02e3	0.260							
14	8	L-PFHxS	398.9 > 79.6	2.84e2	1.58e3	0.260	0.000	3.81	2.25	4.6032		1.47	NO
15	9	Br-PFHxS	398.9 > 79.6		1.58e3	0.260							
16	68	Total PFHxS	398.9 > 79.6	2.84e2	1.58e3	0.260			2.25	4.6032			
17	41	13C4-PFHpA	367.2 > 321.8	1.44e4	2.45e4	0.260	0.585	3.65	7.32	49.9158	103.7		
18	38	13C3-PFBS	302. > 98.8	2.02e3	3.74e3	0.260	0.539	2.52	6.73	51.5895	107.2		
19	42	18O2-PFHxS	403.0 > 102.6	1.58e3	3.74e3	0.260	0.421	3.81	5.27	50.7576	105.4		
20	42	18O2-PFHxS	403.0 > 102.6	1.58e3	3.74e3	0.260	0.421	3.81	5.27	50.7576	105.4		
21	42	18O2-PFHxS	403.0 > 102.6	1.58e3	3.74e3	0.260	0.421	3.81	5.27	50.7576	105.4		
22	-1												
23	10	6:2 FTS	427.1 > 407	7.60e1	4.15e3	0.260	0.000	4.11	0.229	0.7661		4.27	NO
24	13	PFHpS	449 > 80.0	1.42e1	4.25e3	0.260	0.000	4.31	0.0416	0.0469		1.28	NO
25	11	L-PFOA	412.8 > 368.9	1.36e3	2.34e4	0.260	0.000	4.18	0.728	1.8806		3.82	NO
26	12	Br-PFOA	412.8 > 368.9		2.34e4	0.260							
27	69	Total PFOA	412.8 > 368.9	1.36e3	2.34e4	0.260			0.728	1.8806			
28	43	13C2-6:2 FTS	429.1 > 408.9	4.15e3	3.83e3	0.260	1.09	4.12	13.6	44.9635	93.4		
29	44	13C2-PFOA	414.9 > 369.7	2.34e4	3.52e4	0.260	0.667	4.18	8.33	45.7297	95.0		
30	44	13C2-PFOA	414.9 > 369.7	2.34e4	3.52e4	0.260	0.667	4.18	8.33	45.7297	95.0		
31	44	13C2-PFOA	414.9 > 369.7	2.34e4	3.52e4	0.260	0.667	4.18	8.33	45.7297	95.0		
32	44	13C2-PFOA	414.9 > 369.7	2.34e4	3.52e4	0.260	0.667	4.18	8.33	45.7297	95.0		
33	-1												
34	14	PFNA	463.0 > 418.8	1.48e2	2.29e4	0.260	0.000	4.62	0.0808	0.2247		5.37	NO
35	15	PFOSA	497.9 > 77.9		3.29e3	0.260							
36	16	L-PFOS	498.9 > 79.9	1.40e2	4.25e3	0.260	0.000	4.71	0.412	1.5545		1.21	YES
37	17	Br-PFOS	498.9 > 79.9	1.44e2	4.25e3	0.260	0.000	4.58	0.424	1.6023		2.95	NO

GM 9/20/2018

Dataset: Z:\Projects\PFAS.PRO\Results\180919M1\180919M1-86.qld

MMM 9/21/2018

Last Altered: Thursday, September 20, 2018 16:17:07 Pacific Daylight Time
Printed: Thursday, September 20, 2018 16:17:18 Pacific Daylight Time

Name: 180919M1_86, Date: 20-Sep-2018, Time: 07:06:40, ID: 1802860-06 SW1808280930SK 0.25969, Description: SW1808280930SK

	#	Name	Trace	Area	IS Area	Wt/Vol	RRF	RT	Response	Conc.	%Rec	Ion Ratio	Ratio Out?
38	70	Total PFOS	498.9 > 79.9	2.85e2	4.25e3	0.260			0.836	3.1568			
39	45	13C5-PFNA	468.2 > 422.9	2.29e4	2.62e4	0.260	0.874	4.62	10.9	43.5528	90.5		
40	46	13C8-PFOSA	506.1 > 77.7	3.29e3	3.18e4	0.260	0.103	4.68	1.29	29.9046	62.1		
41	47	13C8-PFOS	507.0 > 79.9	4.25e3	3.83e3	0.260	1.11	4.71	13.9	51.0862	106.1		
42	47	13C8-PFOS	507.0 > 79.9	4.25e3	3.83e3	0.260	1.11	4.71	13.9	51.0862	106.1		
43	47	13C8-PFOS	507.0 > 79.9	4.25e3	3.83e3	0.260	1.11	4.71	13.9	51.0862	106.1		
44	-1												
45	18	PFDA	513 > 468.8	6.40e1	1.97e4	0.260	0.000	5.00	0.0406	0.0230		10.7	YES
46	19	8:2 FTS	527 > 506.9		3.41e3	0.260							
47	20	PFNS	549.1 > 80.1		4.25e3	0.260							
48	26	PFDS	598.8 > 79.9		4.25e3	0.260							
49	25	PFUdA	563.0 > 518.9	1.05e2	2.47e4	0.260	0.000	5.33	0.0532	0.1674		279	YES
50	48	13C2-PFDA	515.1 > 469.9	1.97e4	2.65e4	0.260	0.743	5.00	9.29	38.8577	80.7		
51	49	13C2-8:2 FTS	529.1 > 508.7	3.41e3	3.83e3	0.260	0.890	4.96	11.1	47.3127	98.3		
52	47	13C8-PFOS	507.0 > 79.9	4.25e3	3.83e3	0.260	1.11	4.71	13.9	51.0862	106.1		
53	47	13C8-PFOS	507.0 > 79.9	4.25e3	3.83e3	0.260	1.11	4.71	13.9	51.0862	106.1		
54	51	13C2-PFUdA	565 > 519.8	2.47e4	3.18e4	0.260	0.776	5.33	9.70	38.3100	79.6		
55	-1												
56	21	L-MeFOSAA	570 > 419		5.90e3	0.260							
57	22	Br-MeFOSAA	570. > 419		5.90e3	0.260							
58	71	Total N-MeFOSAA	570. > 419	0.00e0	5.90e3	0.260			0.000				
59	29	PFTrDA	662.9 > 618.9		2.38e4	0.260							
60	30	PFTeDA	712.8 > 669.0	4.08e1	1.55e4	0.260	0.000	6.08	0.0329			71.9	YES
61	50	d3-N-MeFOSAA	573.3 > 419	5.90e3	3.18e4	0.260	0.186	5.15	2.32	38.8509	80.7		
62	50	d3-N-MeFOSAA	573.3 > 419	5.90e3	3.18e4	0.260	0.186	5.15	2.32	38.8509	80.7		
63	50	d3-N-MeFOSAA	573.3 > 419	5.90e3	3.18e4	0.260	0.186	5.15	2.32	38.8509	80.7		
64	53	13C2-PFDoA	615.0 > 569.7	2.38e4	2.65e4	0.260	0.898	5.61	11.2	39.2134	81.5		
65	55	13C2-PFTeDA	714.8 > 669.6	1.55e4	3.18e4	0.260	0.488	6.09	6.11	36.9870	76.8		
66	-1												
67	23	L-EtFOSAA	584.1 > 419		6.92e3	0.260							
68	24	Br-ETFOSAA	584.1 > 419		6.92e3	0.260							
69	72	Total N-EtFOSAA	584.1 > 419	0.00e0	6.92e3	0.260			0.000				
70	27	PFDoA	612.9 > 569.0		2.38e4	0.260							
71	73	TCDA	498.3>106.9			0.260							
72	52	d5-N-EtFOSAA	589.3 > 419	6.92e3	3.18e4	0.260	0.218	5.31	2.72	40.9313	85.0		
73	52	d5-N-EtFOSAA	589.3 > 419	6.92e3	3.18e4	0.260	0.218	5.31	2.72	40.9313	85.0		
74	52	d5-N-EtFOSAA	589.3 > 419	6.92e3	3.18e4	0.260	0.218	5.31	2.72	40.9313	85.0		

GM 9/20/2018

Dataset: Z:\Projects\PFAS.PRO\Results\180919M1\180919M1-86.qld

MMM 9/21/2018

Last Altered: Thursday, September 20, 2018 16:17:07 Pacific Daylight Time
Printed: Thursday, September 20, 2018 16:17:18 Pacific Daylight Time

Name: 180919M1_86, Date: 20-Sep-2018, Time: 07:06:40, ID: 1802860-06 SW1808280930SK 0.25969, Description: SW1808280930SK

	#	Name	Trace	Area	IS Area	Wt/Vol	RRF	RT	Response	Conc.	%Rec	Ion Ratio	Ratio Out?
75	53	13C2-PFDoA	615.0 > 569.7	2.38e4	2.65e4	0.260	0.898	5.61	11.2	39.2134	81.5		
76	47	13C8-PFOS	507.0 > 79.9	4.25e3	3.83e3	0.260	1.11	4.71	13.9	51.0862	106.1		
77	-1												
78	60	13C4-PFBA	217. > 172	1.37e4	1.37e4	0.260	1.00	1.21	12.5	48.1343	100.0		
79	61	13C5-PFHxA	318 > 272.9	2.45e4	2.45e4	0.260	1.00	3.03	12.5	48.1343	100.0		
80	62	13C3-PFHxS	401.8 > 79.9	3.74e3	3.74e3	0.260	1.00	3.81	12.5	48.1343	100.0		
81	63	13C8-PFOA	420.9 > 376	3.52e4	3.52e4	0.260	1.00	4.18	12.5	48.1343	100.0		
82	64	13C9-PFNA	472.2 > 426.9	2.62e4	2.62e4	0.260	1.00	4.62	12.5	48.1343	100.0		
83	65	13C4-PFOS	503 > 79.9	3.83e3	3.83e3	0.260	1.00	4.71	12.5	48.1343	100.0		
84	66	13C6-PFDA	519.1 > 473.7	2.65e4	2.65e4	0.260	1.00	5.00	12.5	48.1343	100.0		
85	67	13C7-PFUdA	570.1 > 524.8	3.18e4	3.18e4	0.260	1.00	5.33	12.5	48.1343	100.0		

GM 9/20/2018

Dataset: Z:\Projects\PFAS.PRO\Results\180919M1\180919M1-86.qld

MMM 9/21/2018

Last Altered: Thursday, September 20, 2018 16:17:07 Pacific Daylight Time
Printed: Thursday, September 20, 2018 16:17:18 Pacific Daylight Time

Method: Z:\Projects\PFAS.pro\MethDB\PFAS_FULL_80C_091918.mdb 20 Sep 2018 08:42:56
Calibration: Z:\Projects\PFAS.pro\CurveDB\C18_VAL-PFAS_Q4_09-18-18.cdb 19 Sep 2018 09:23:23

Name: 180919M1_86, Date: 20-Sep-2018, Time: 07:06:40, ID: 1802860-06 SW1808280930SK 0.25969, Description: SW1808280930SK

PFBA

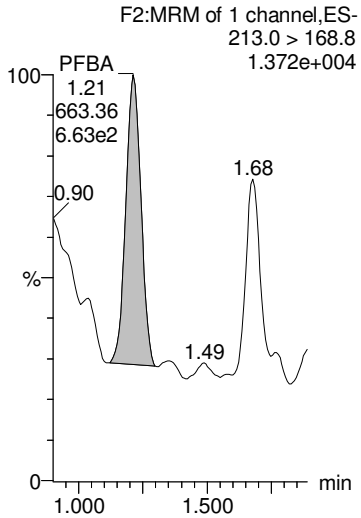

PFPeA

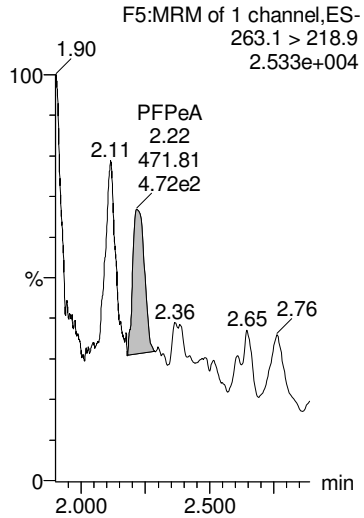

PFBS

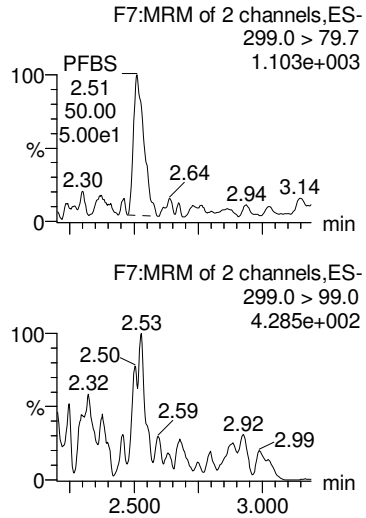

4:2 FTS

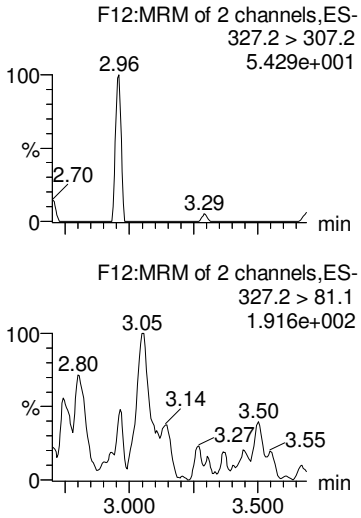

PFHxA

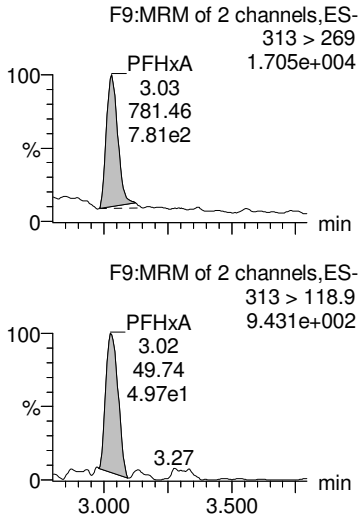

13C3-PFBA

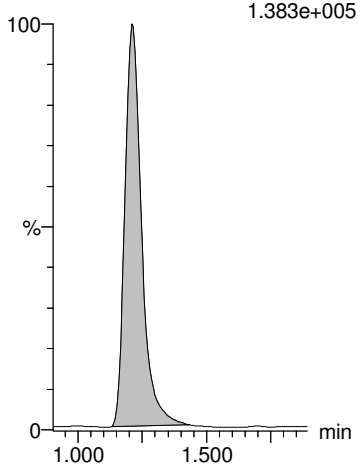

13C3-PFPeA

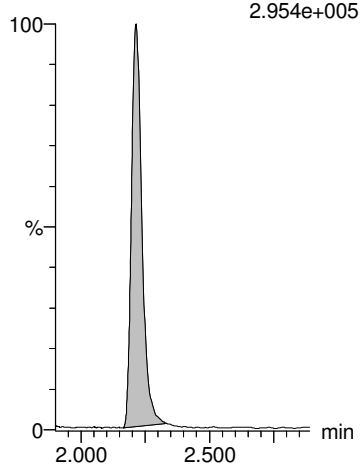

13C3-PFBS

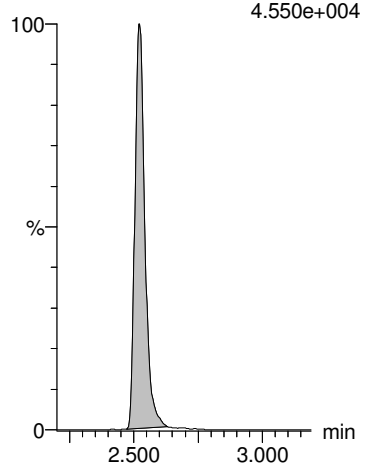

13C2-4:2 FTS

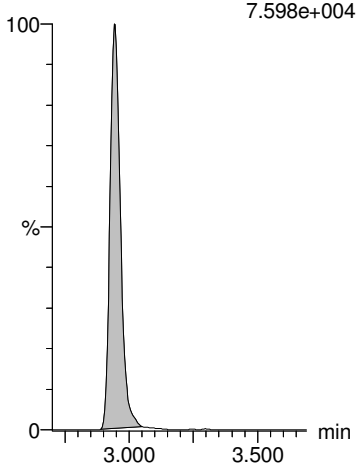

13C2-PFHxA

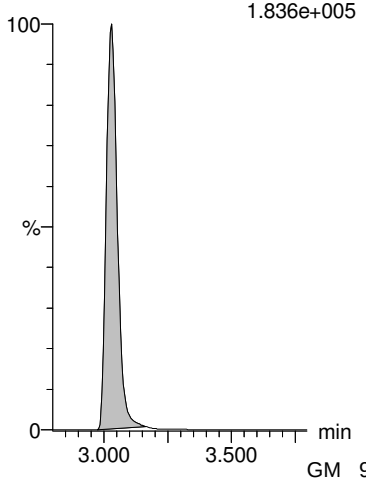

GM 9/20/2018

Dataset: Z:\Projects\PFAS.PRO\Results\180919M1\180919M1-86.qld

MMM 9/21/2018

Last Altered: Thursday, September 20, 2018 16:17:07 Pacific Daylight Time
Printed: Thursday, September 20, 2018 16:17:18 Pacific Daylight Time

Name: 180919M1_86, Date: 20-Sep-2018, Time: 07:06:40, ID: 1802860-06 SW1808280930SK 0.25969, Description: SW1808280930SK

PFHpA

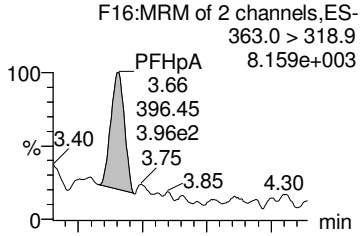

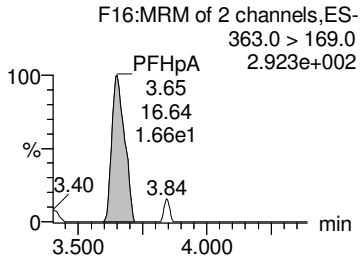

PFPeS

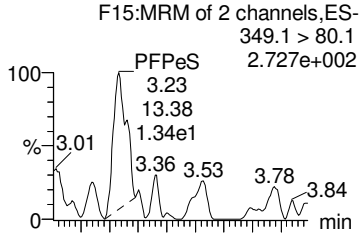

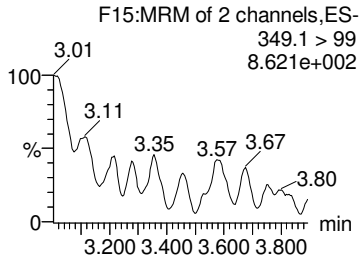

L-PFHxS

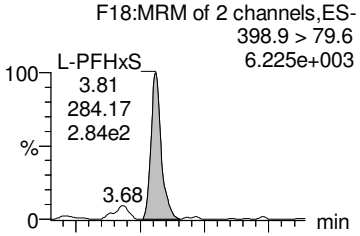

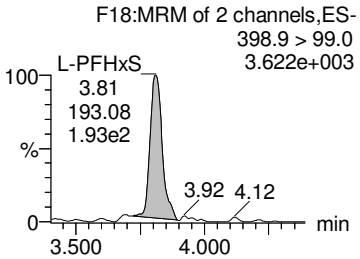

Br-PFHxS

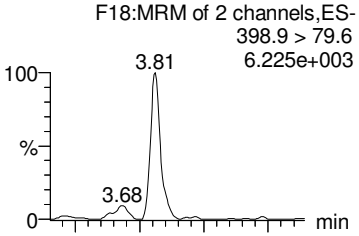

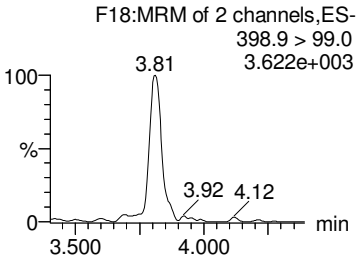

Total PFHxS

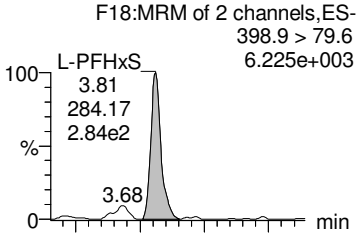

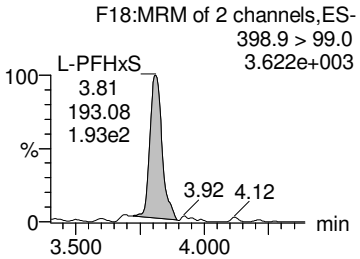

13C4-PFHpA

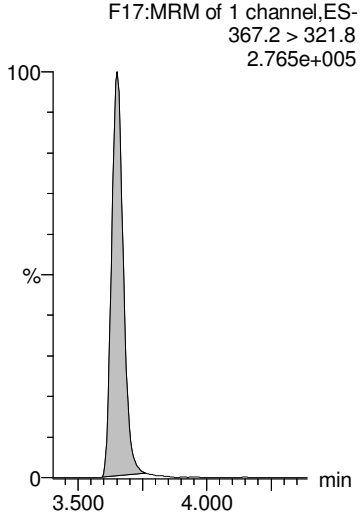

13C3-PFBS

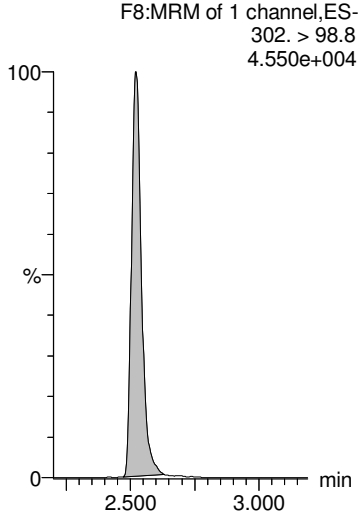

18O2-PFHxS

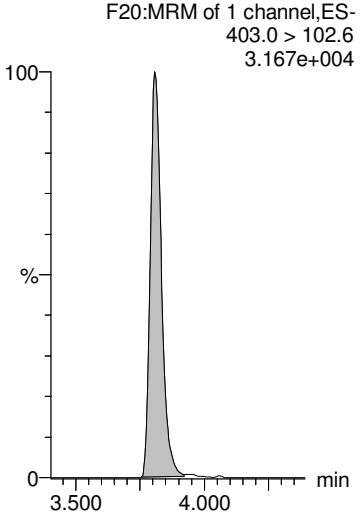

18O2-PFHxS

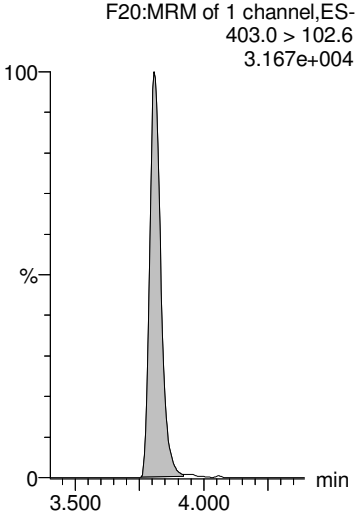

18O2-PFHxS

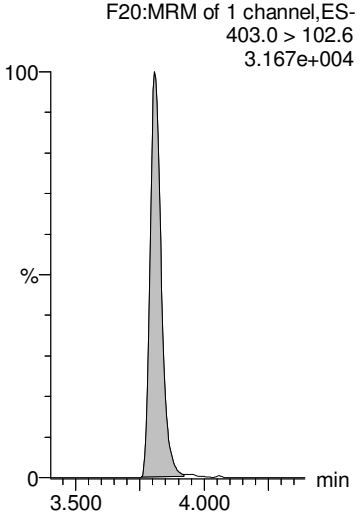

GM 9/20/2018

Dataset: Z:\Projects\PFAS.PRO\Results\180919M1\180919M1-86.qld

MMM 9/21/2018

Last Altered: Thursday, September 20, 2018 16:17:07 Pacific Daylight Time
Printed: Thursday, September 20, 2018 16:17:18 Pacific Daylight Time

Name: 180919M1_86, Date: 20-Sep-2018, Time: 07:06:40, ID: 1802860-06 SW1808280930SK 0.25969, Description: SW1808280930SK

6:2 FTS

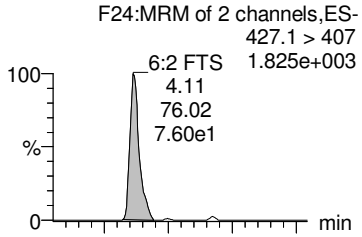

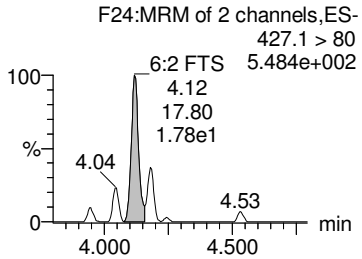

PFHpS

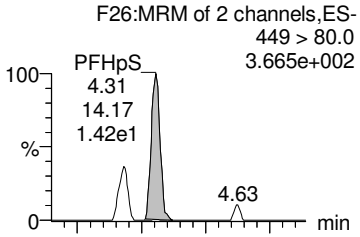

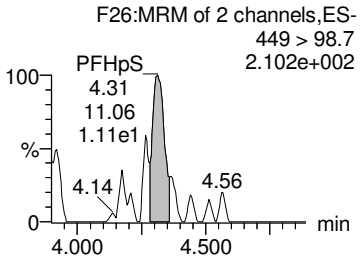

L-PFOA

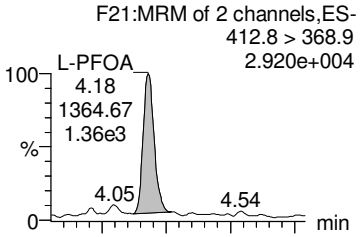

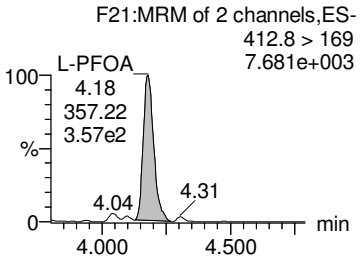

Br-PFOA

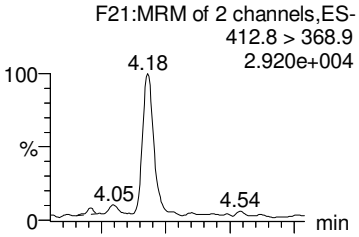

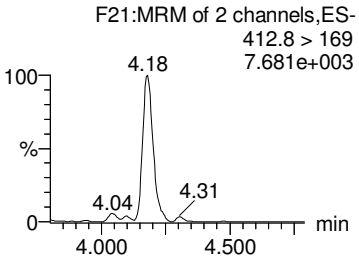

Total PFOA

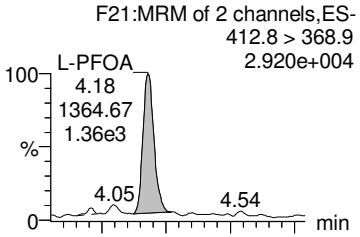

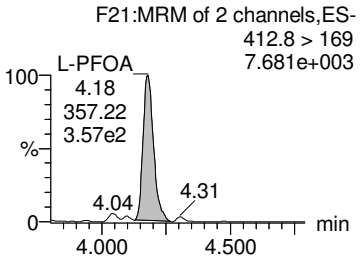

13C2-6:2 FTS

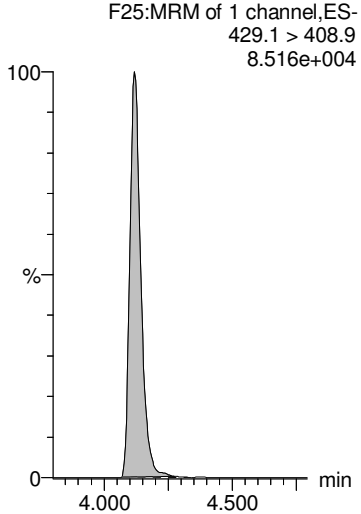

13C2-PFOA

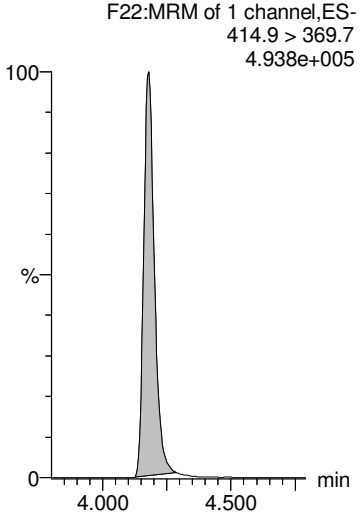

13C2-PFOA

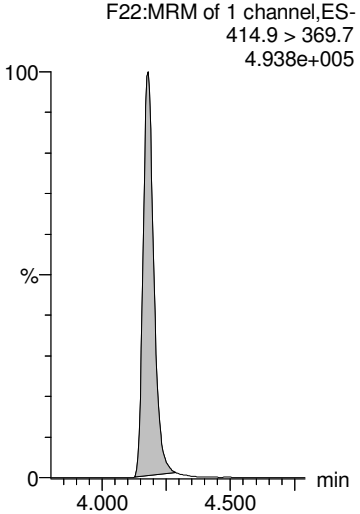

13C2-PFOA

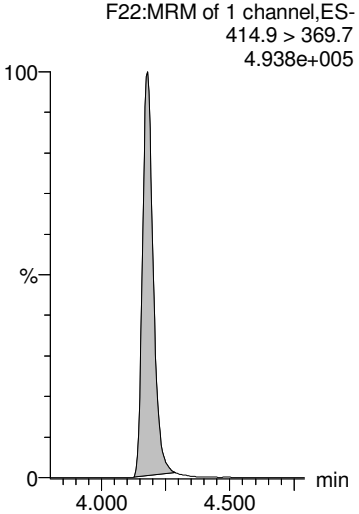

13C2-PFOA

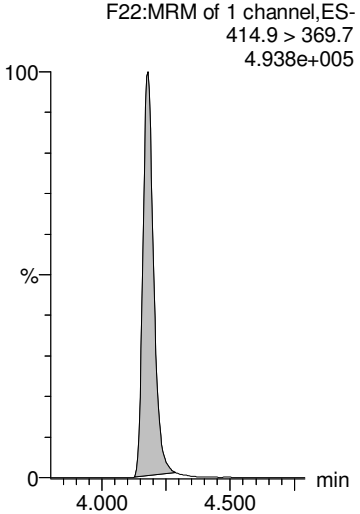

GM 9/20/2018

Dataset: Z:\Projects\PFAS.PRO\Results\180919M1\180919M1-86.qld

MMM 9/21/2018

Last Altered: Thursday, September 20, 2018 16:17:07 Pacific Daylight Time
Printed: Thursday, September 20, 2018 16:17:18 Pacific Daylight Time

Name: 180919M1_86, Date: 20-Sep-2018, Time: 07:06:40, ID: 1802860-06 SW1808280930SK 0.25969, Description: SW1808280930SK

PFNA



PFOSA

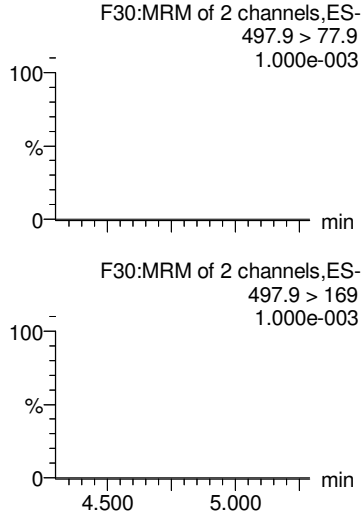

L-PFOS

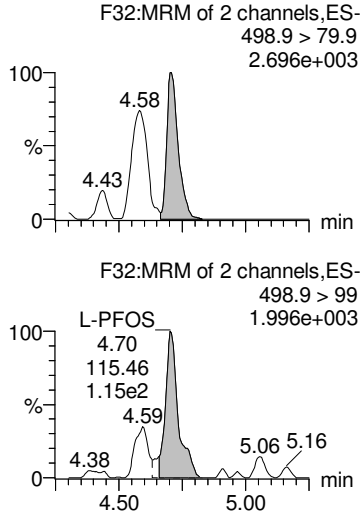

Br-PFOS

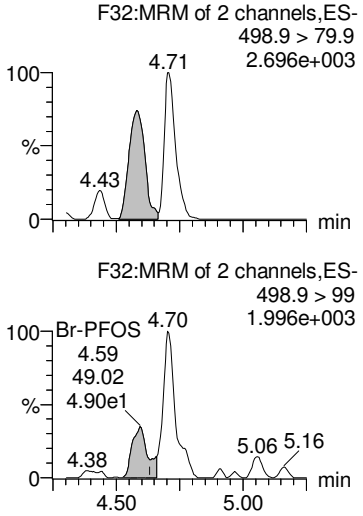

Total PFOS

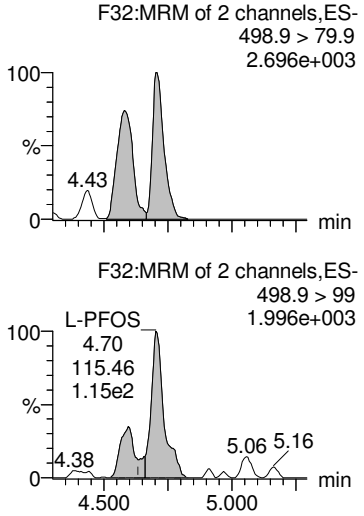

13C5-PFNA

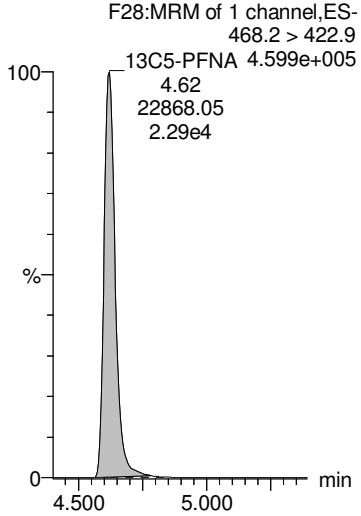

13C8-PFOSA

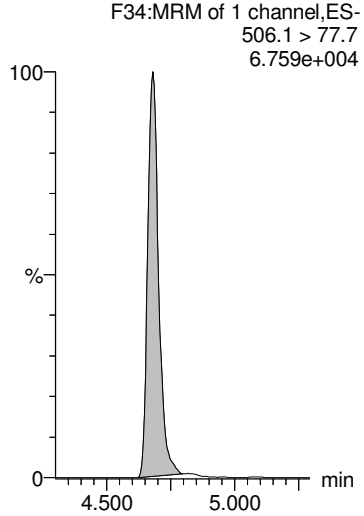

13C8-PFOS

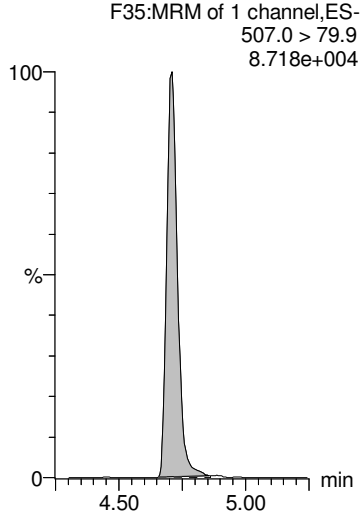

13C8-PFOS

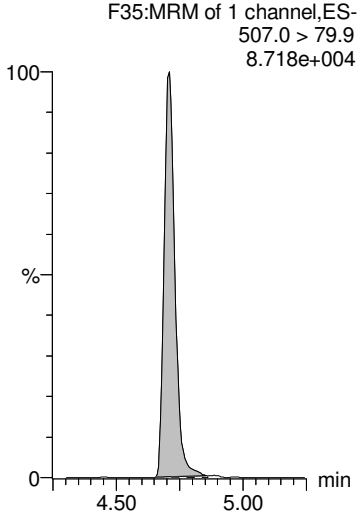

13C8-PFOS

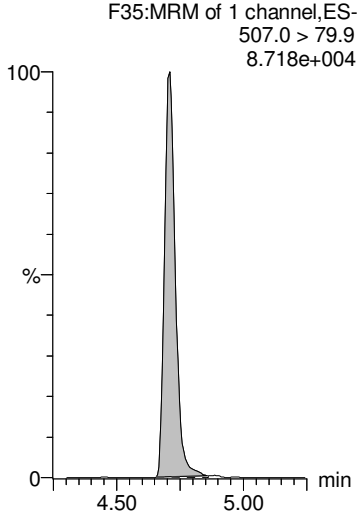

GM 9/20/2018

Dataset: Z:\Projects\PFAS.PRO\Results\180919M1\180919M1-86.qld

MMM 9/21/2018

Last Altered: Thursday, September 20, 2018 16:17:07 Pacific Daylight Time
Printed: Thursday, September 20, 2018 16:17:18 Pacific Daylight Time

Name: 180919M1_86, Date: 20-Sep-2018, Time: 07:06:40, ID: 1802860-06 SW1808280930SK 0.25969, Description: SW1808280930SK

PFDA

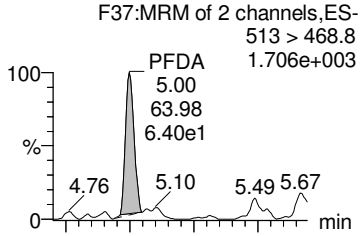

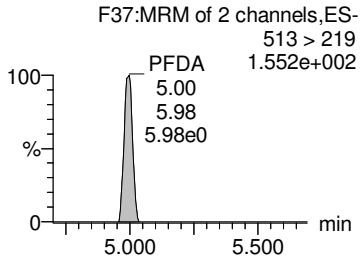

8:2 FTS

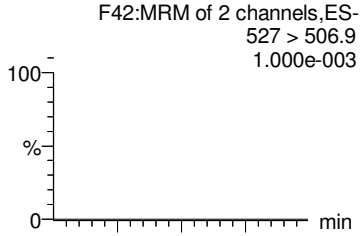

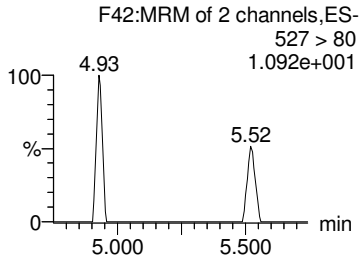

PFNS

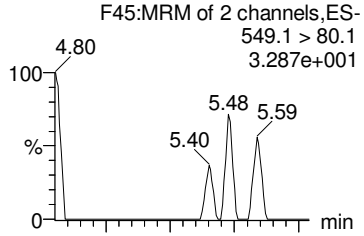

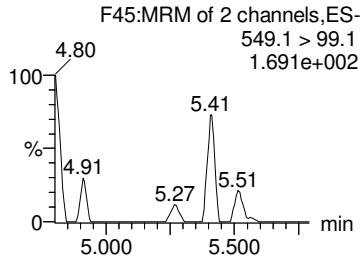

PFDS

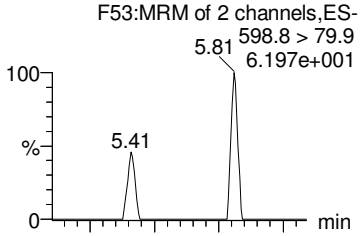

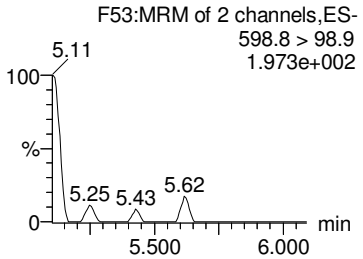

PFUdA

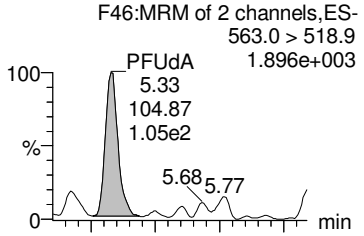

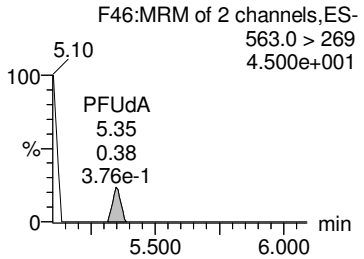

13C2-PFDA

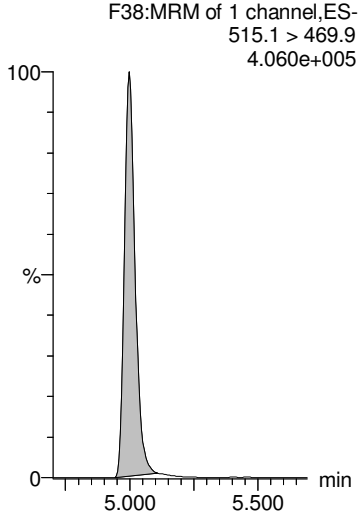

13C2-8:2 FTS

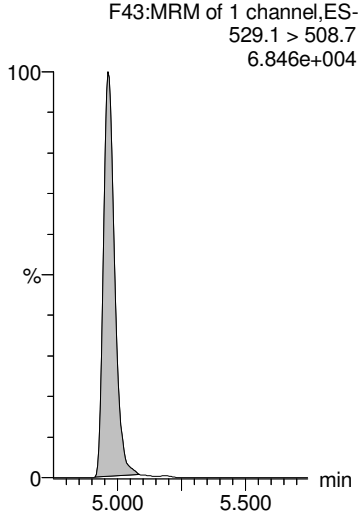

13C8-PFOS

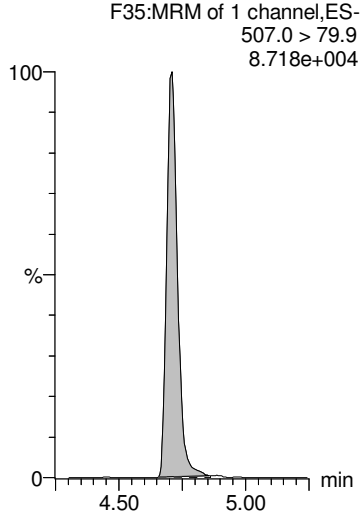

13C8-PFOS

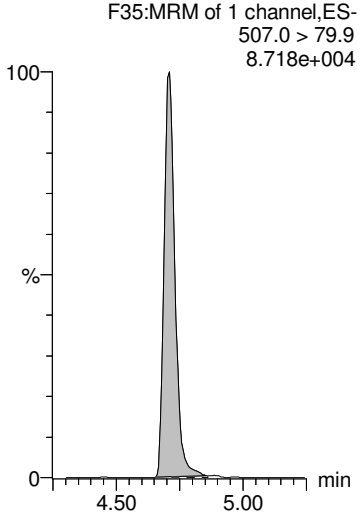

13C2-PFUdA

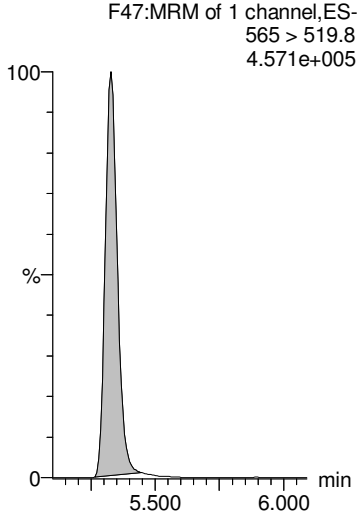

GM 9/20/2018

Dataset: Z:\Projects\PFAS.PRO\Results\180919M1\180919M1-86.qld

MMM 9/21/2018

Last Altered: Thursday, September 20, 2018 16:17:07 Pacific Daylight Time
Printed: Thursday, September 20, 2018 16:17:18 Pacific Daylight Time

Name: 180919M1_86, Date: 20-Sep-2018, Time: 07:06:40, ID: 1802860-06 SW1808280930SK 0.25969, Description: SW1808280930SK

L-MeFOSAA

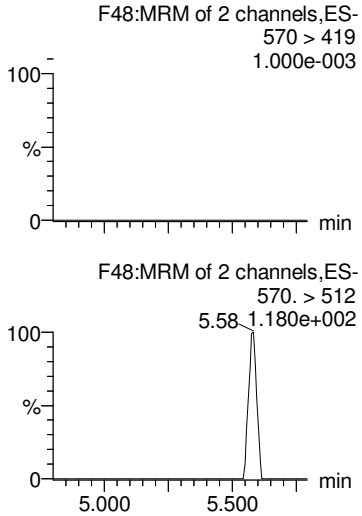

Br-MeFOSAA

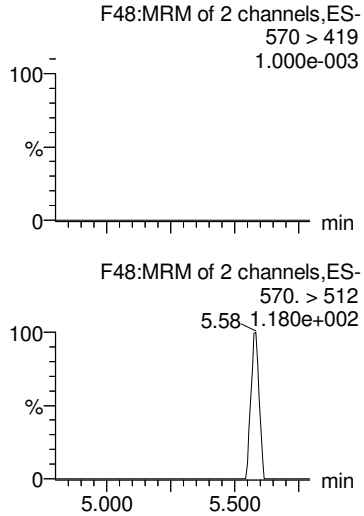

Total N-MeFOSAA

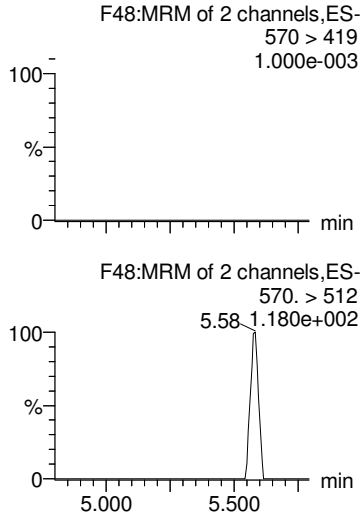

PFTrDA

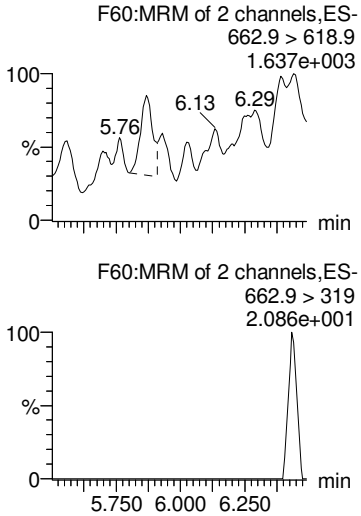

PFTeDA

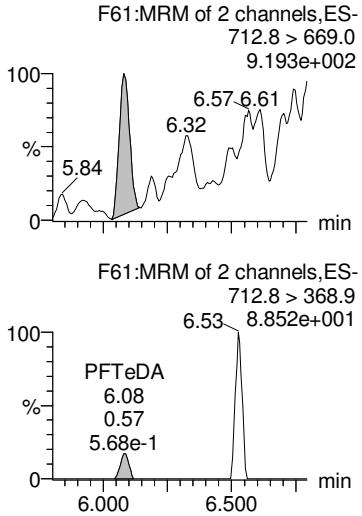

d3-N-MeFOSAA

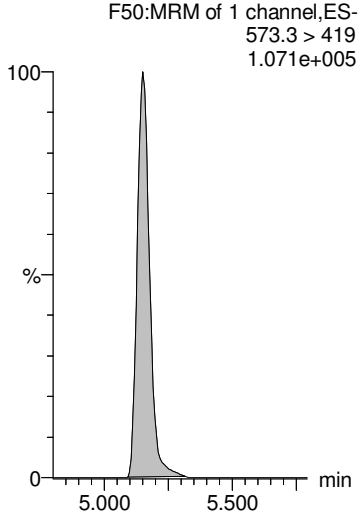

d3-N-MeFOSAA

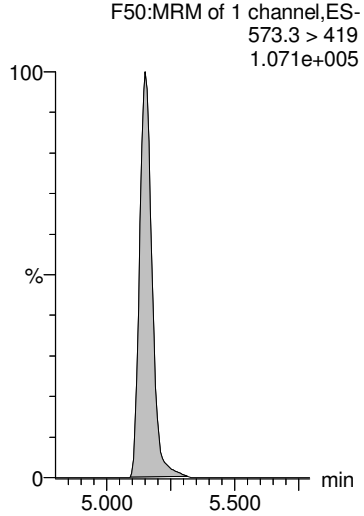

d3-N-MeFOSAA

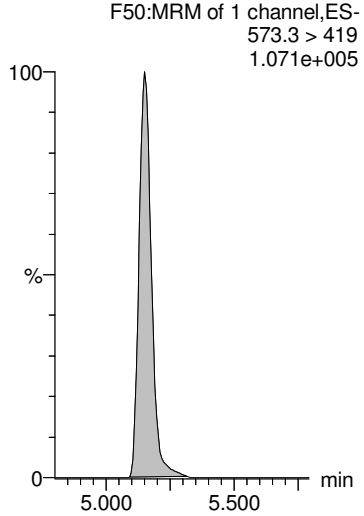

13C2-PFDoA

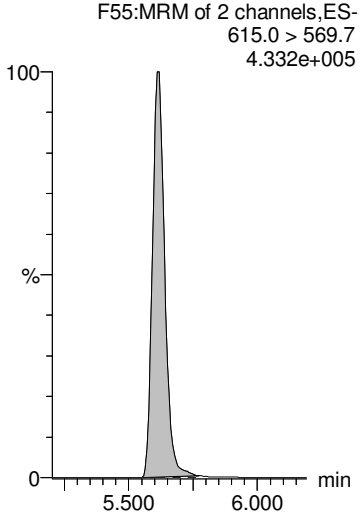

13C2-PFTeDA

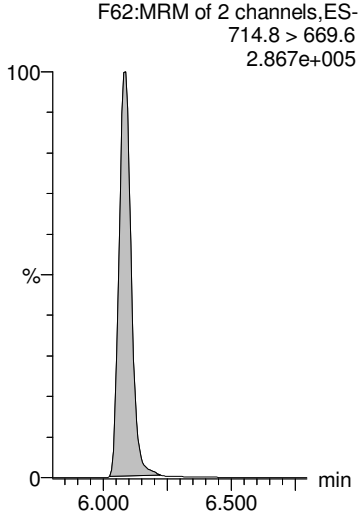

GM 9/20/2018

Dataset: Z:\Projects\PFAS.PRO\Results\180919M1\180919M1-86.qld

MMM 9/21/2018

Last Altered: Thursday, September 20, 2018 16:17:07 Pacific Daylight Time
Printed: Thursday, September 20, 2018 16:17:18 Pacific Daylight Time

Name: 180919M1_86, Date: 20-Sep-2018, Time: 07:06:40, ID: 1802860-06 SW1808280930SK 0.25969, Description: SW1808280930SK

L-EtFOSAA

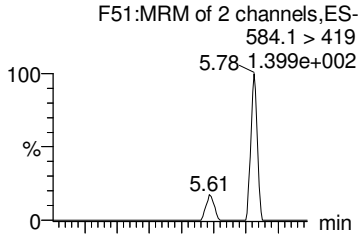

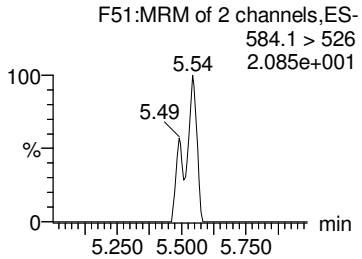

Br-ETFOSAA

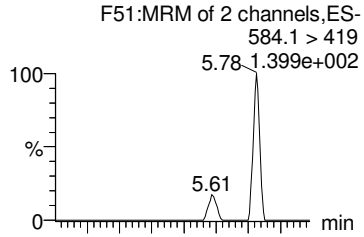

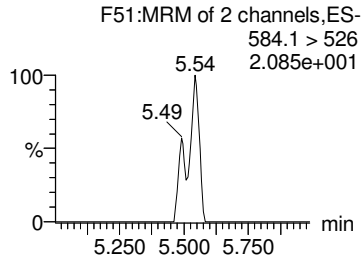

Total N-EtFOSAA

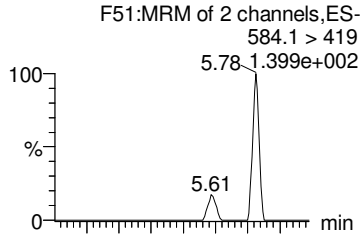

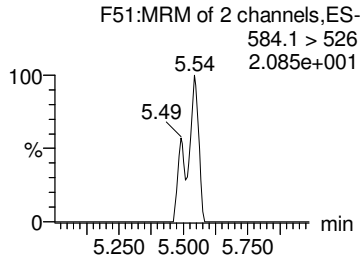

PFDoA

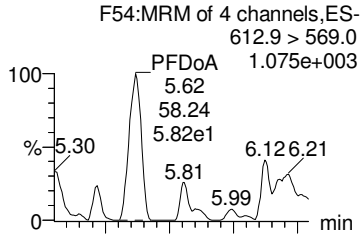

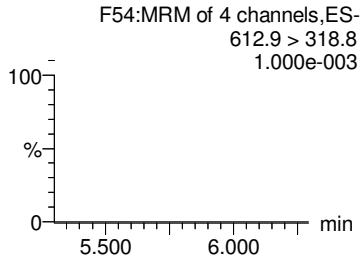

TCDA

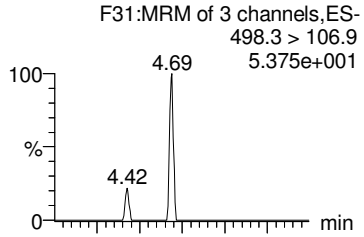

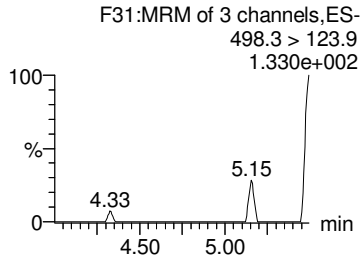

d5-N-EtFOSAA

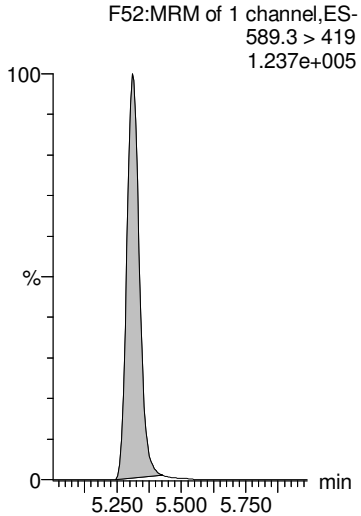

d5-N-EtFOSAA

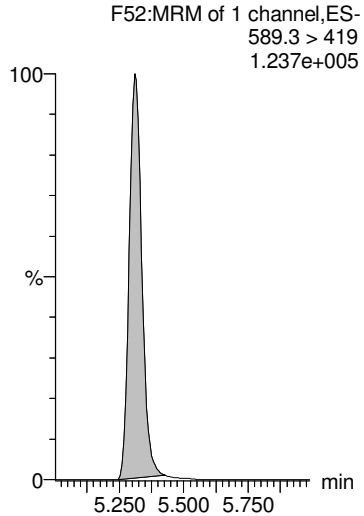

d5-N-EtFOSAA

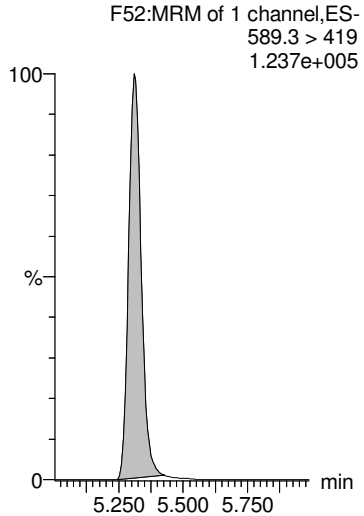

13C2-PFDoA

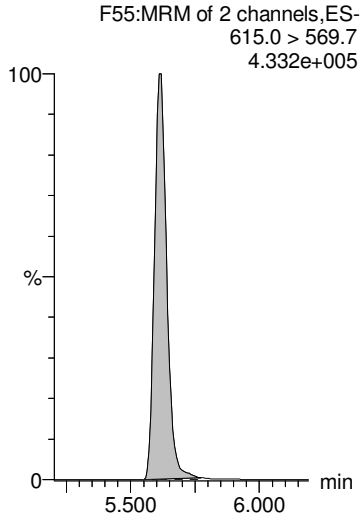

13C8-PFOS

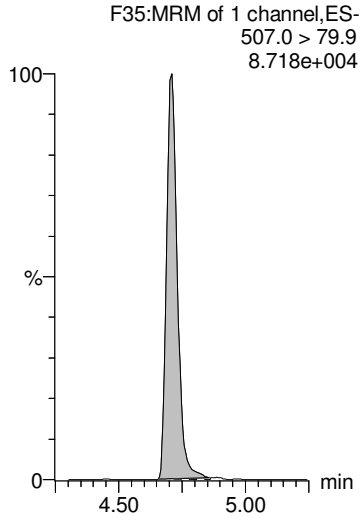

GM 9/20/2018

Dataset: Z:\Projects\PFAS.PRO\Results\180919M1\180919M1-86.qld MMM 9/21/2018

Last Altered: Thursday, September 20, 2018 16:17:07 Pacific Daylight Time
Printed: Thursday, September 20, 2018 16:17:18 Pacific Daylight Time

Name: 180919M1_86, Date: 20-Sep-2018, Time: 07:06:40, ID: 1802860-06 SW1808280930SK 0.25969, Description: SW1808280930SK

13C4-PFBA

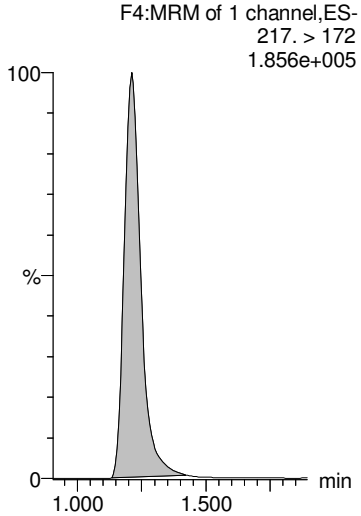

13C5-PFHxA

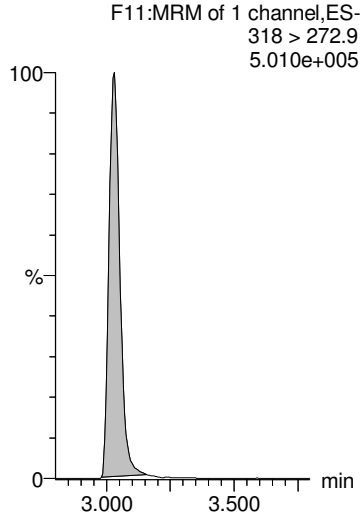

13C3-PFHxS

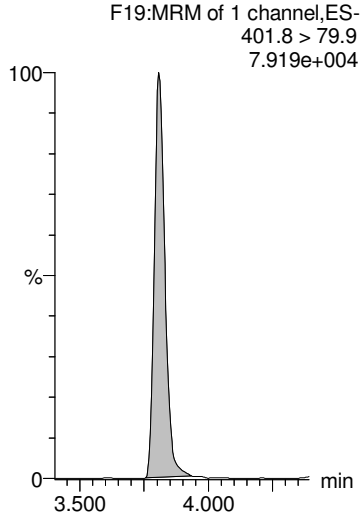

13C8-PFOA

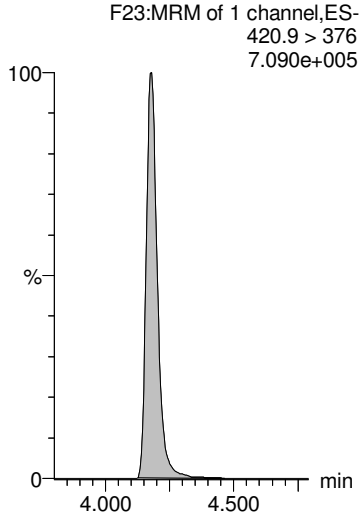

13C9-PFNA

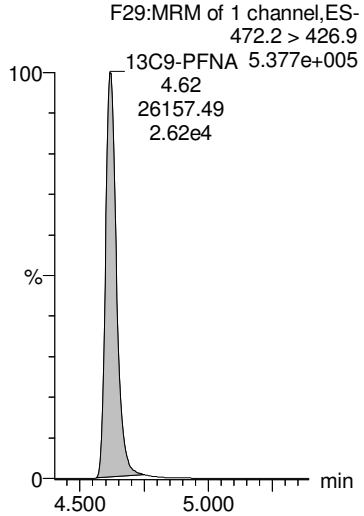

13C4-PFOS

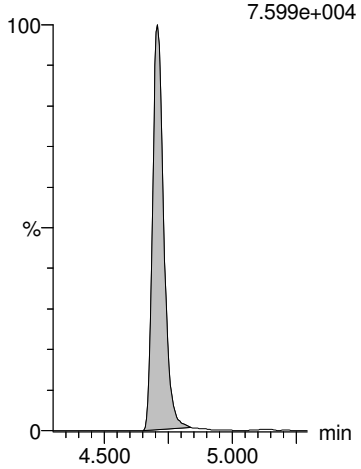

13C6-PFDA

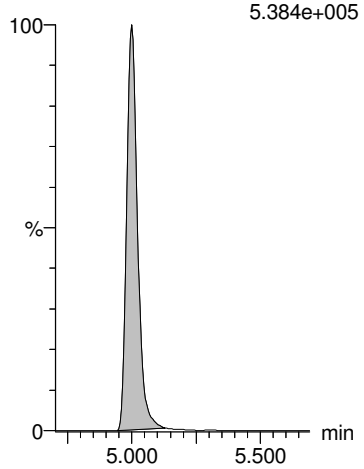

13C7-PFUdA

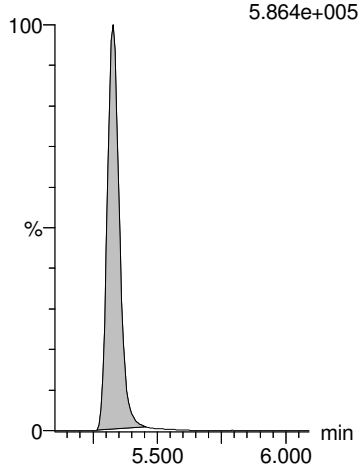

GM 9/20/2018

Dataset: Z:\Projects\PFAS.PRO\Results\180919M1\180919M1-87.qld

MMM 9/21/2018

Last Altered: Thursday, September 20, 2018 16:22:15 Pacific Daylight Time
Printed: Thursday, September 20, 2018 16:22:24 Pacific Daylight Time

Name: 180919M1_87, Date: 20-Sep-2018, Time: 07:17:18, ID: 1802860-07 PW1808281015SK 0.24148, Description: PW1808281015SK

	#	Name	Trace	Area	IS Area	Wt/Vol	RRF	RT	Response	Conc.	%Rec	Ion Ratio	Ratio Out?
1	1	PFBA	213.0 > 168.8	9.73e2	1.13e4	0.241	0.000	1.22	1.08	3.8580			
2	2	PFPeA	263.1 > 218.9		1.51e4	0.241							
3	3	PFBS	299.0 > 79.7	7.49e1	2.33e3	0.241	0.000	2.53	0.401	1.2496		2.90	NO
4	4	4:2 FTS	327.2>307.2		4.18e3	0.241							
5	5	PFHxA	313 > 269		9.80e3	0.241							
6	36	13C3-PFBA	216.1 > 171.8	1.13e4	1.51e4	0.241	0.744	1.22	9.31	51.2859	99.1		
7	37	13C3-PFPeA	266. > 221.8	1.51e4	2.79e4	0.241	0.539	2.22	6.74	49.5494	95.7		
8	38	13C3-PFBS	302. > 98.8	2.33e3	4.43e3	0.241	0.526	2.52	6.58	54.2144	104.7		
9	39	13C2-4:2 FTS	329.2>308.9	4.18e3	4.43e3	0.241	0.942	2.94	11.8	44.6903	86.3		
10	40	13C2-PFHxA	315 > 270	9.80e3	2.79e4	0.241	0.877	3.03	4.38	19.2387	92.9		
11	-1												
12	7	PFHpA	363.0 > 318.9		1.63e4	0.241							
13	6	PFPeS	349.1>80.1	6.38e1	2.33e3	0.241	0.000	3.24	0.342	1.0988		2.67	YES
14	8	L-PFHxS	398.9 > 79.6	1.06e3	1.86e3	0.241	0.000	3.81	7.14	15.4104		1.63	NO
15	9	Br-PFHxS	398.9 > 79.6	1.09e2	1.86e3	0.241	0.000	3.68	0.734	1.7008		2.74	NO
16	68	Total PFHxS	398.9 > 79.6	1.17e3	1.86e3	0.241			7.88	17.1112			
17	41	13C4-PFHpA	367.2 > 321.8	1.63e4	2.79e4	0.241	0.584	3.65	7.30	53.5766	103.5		
18	38	13C3-PFBS	302. > 98.8	2.33e3	4.43e3	0.241	0.526	2.52	6.58	54.2144	104.7		
19	42	18O2-PFHxS	403.0 > 102.6	1.86e3	4.43e3	0.241	0.420	3.81	5.25	54.3813	105.1		
20	42	18O2-PFHxS	403.0 > 102.6	1.86e3	4.43e3	0.241	0.420	3.81	5.25	54.3813	105.1		
21	42	18O2-PFHxS	403.0 > 102.6	1.86e3	4.43e3	0.241	0.420	3.81	5.25	54.3813	105.1		
22	-1												
23	10	6:2 FTS	427.1 > 407	8.74e0	4.59e3	0.241	0.000	4.12	0.0238	0.1480		11.0	YES
24	13	PFHpS	449 > 80.0		4.68e3	0.241							
25	11	L-PFOA	412.8 > 368.9	7.16e2	2.48e4	0.241	0.000	4.18	0.360	0.9649		2.85	NO
26	12	Br-PFOA	412.8 > 368.9	2.13e2	2.48e4	0.241	0.000	4.06	0.107	0.2355		2.69	NO
27	69	Total PFOA	412.8 > 368.9	9.28e2	2.48e4	0.241			0.468	1.2005			
28	43	13C2-6:2 FTS	429.1 > 408.9	4.59e3	4.61e3	0.241	0.996	4.12	12.5	44.3876	85.7		
29	44	13C2-PFOA	414.9 > 369.7	2.48e4	3.85e4	0.241	0.645	4.18	8.06	47.5532	91.9		
30	44	13C2-PFOA	414.9 > 369.7	2.48e4	3.85e4	0.241	0.645	4.18	8.06	47.5532	91.9		
31	44	13C2-PFOA	414.9 > 369.7	2.48e4	3.85e4	0.241	0.645	4.18	8.06	47.5532	91.9		
32	44	13C2-PFOA	414.9 > 369.7	2.48e4	3.85e4	0.241	0.645	4.18	8.06	47.5532	91.9		
33	-1												
34	14	PFNA	463.0 > 418.8	8.32e1	2.49e4	0.241	0.000	4.63	0.0417	0.1001		11.5	YES
35	15	PFOSA	497.9 > 77.9		2.95e3	0.241							
36	16	L-PFOS	498.9 > 79.9	3.40e2	4.68e3	0.241	0.000	4.71	0.908	3.7313		1.64	NO
37	17	Br-PFOS	498.9 > 79.9	1.71e2	4.68e3	0.241	0.000	4.59	0.458	1.8624		2.57	NO

GM 9/20/2018

Dataset: Z:\Projects\PFAS.PRO\Results\180919M1\180919M1-87.qld

MMM 9/21/2018

Last Altered: Thursday, September 20, 2018 16:22:15 Pacific Daylight Time
Printed: Thursday, September 20, 2018 16:22:24 Pacific Daylight Time

Name: 180919M1_87, Date: 20-Sep-2018, Time: 07:17:18, ID: 1802860-07 PW1808281015SK 0.24148, Description: PW1808281015SK

	#	Name	Trace	Area	IS Area	Wt/Vol	RRF	RT	Response	Conc.	%Rec	Ion Ratio	Ratio Out?
38	70	Total PFOS	498.9 > 79.9	5.11e2	4.68e3	0.241			1.37	5.5937			
39	45	13C5-PFNA	468.2 > 422.9	2.49e4	3.08e4	0.241	0.810	4.62	10.1	43.3908	83.8		
40	46	13C8-PFOSA	506.1 > 77.7	2.95e3	3.61e4	0.241	0.0817	4.68	1.02	25.4040	49.1		
41	47	13C8-PFOS	507.0 > 79.9	4.68e3	4.61e3	0.241	1.01	4.70	12.7	50.1565	96.9		
42	47	13C8-PFOS	507.0 > 79.9	4.68e3	4.61e3	0.241	1.01	4.70	12.7	50.1565	96.9		
43	47	13C8-PFOS	507.0 > 79.9	4.68e3	4.61e3	0.241	1.01	4.70	12.7	50.1565	96.9		
44	-1												
45	18	PFDA	513 > 468.8		2.18e4	0.241							
46	19	8:2 FTS	527 > 506.9		3.71e3	0.241							
47	20	PFNS	549.1 > 80.1		4.68e3	0.241							
48	26	PFDS	598.8 > 79.9		4.68e3	0.241							
49	25	PFUdA	563.0 > 518.9	7.78e1	2.66e4	0.241	0.000	5.33	0.0365	0.1095		16.1	YES
50	48	13C2-PFDA	515.1 > 469.9	2.18e4	2.96e4	0.241	0.736	5.00	9.20	41.3875	80.0		
51	49	13C2-8:2 FTS	529.1 > 508.7	3.71e3	4.61e3	0.241	0.805	4.97	10.1	46.0423	88.9		
52	47	13C8-PFOS	507.0 > 79.9	4.68e3	4.61e3	0.241	1.01	4.70	12.7	50.1565	96.9		
53	47	13C8-PFOS	507.0 > 79.9	4.68e3	4.61e3	0.241	1.01	4.70	12.7	50.1565	96.9		
54	51	13C2-PFUdA	565 > 519.8	2.66e4	3.61e4	0.241	0.738	5.33	9.23	39.1777	75.7		
55	-1												
56	21	L-MeFOSAA	570 > 419		6.53e3	0.241							
57	22	Br-MeFOSAA	570. > 419		6.53e3	0.241							
58	71	Total N-MeFOSAA	570. > 419	0.00e0	6.53e3	0.241			0.000				
59	29	PFTrDA	662.9 > 618.9		2.60e4	0.241							
60	30	PFTeDA	712.8 > 669.0		1.69e4	0.241							
61	50	d3-N-MeFOSAA	573.3 > 419	6.53e3	3.61e4	0.241	0.181	5.15	2.26	40.6955	78.6		
62	50	d3-N-MeFOSAA	573.3 > 419	6.53e3	3.61e4	0.241	0.181	5.15	2.26	40.6955	78.6		
63	50	d3-N-MeFOSAA	573.3 > 419	6.53e3	3.61e4	0.241	0.181	5.15	2.26	40.6955	78.6		
64	53	13C2-PFDoA	615.0 > 569.7	2.60e4	2.96e4	0.241	0.880	5.61	11.0	41.3129	79.8		
65	55	13C2-PFTeDA	714.8 > 669.6	1.69e4	3.61e4	0.241	0.469	6.08	5.86	38.1899	73.8		
66	-1												
67	23	L-EtFOSAA	584.1 > 419		7.19e3	0.241							
68	24	Br-ETFOSAA	584.1 > 419		7.19e3	0.241							
69	72	Total N-EtFOSAA	584.1 > 419	0.00e0	7.19e3	0.241			0.000				
70	27	PFDoA	612.9 > 569.0		2.60e4	0.241							
71	73	TCDA	498.3>106.9			0.241							
72	52	d5-N-EtFOSAA	589.3 > 419	7.19e3	3.61e4	0.241	0.199	5.31	2.49	40.2737	77.8		
73	52	d5-N-EtFOSAA	589.3 > 419	7.19e3	3.61e4	0.241	0.199	5.31	2.49	40.2737	77.8		
74	52	d5-N-EtFOSAA	589.3 > 419	7.19e3	3.61e4	0.241	0.199	5.31	2.49	40.2737	77.8		

GM 9/20/2018

Dataset: Z:\Projects\PFAS.PRO\Results\180919M1\180919M1-87.qld

MMM 9/21/2018

Last Altered: Thursday, September 20, 2018 16:22:15 Pacific Daylight Time
Printed: Thursday, September 20, 2018 16:22:24 Pacific Daylight Time

Name: 180919M1_87, Date: 20-Sep-2018, Time: 07:17:18, ID: 1802860-07 PW1808281015SK 0.24148, Description: PW1808281015SK

	#	Name	Trace	Area	IS Area	Wt/Vol	RRF	RT	Response	Conc.	%Rec	Ion Ratio	Ratio Out?
75	53	13C2-PFDoA	615.0 > 569.7	2.60e4	2.96e4	0.241	0.880	5.61	11.0	41.3129	79.8		
76	47	13C8-PFOS	507.0 > 79.9	4.68e3	4.61e3	0.241	1.01	4.70	12.7	50.1565	96.9		
77	-1												
78	60	13C4-PFBA	217. > 172	1.51e4	1.51e4	0.241	1.00	1.22	12.5	51.7641	100.0		
79	61	13C5-PFHxA	318 > 272.9	2.79e4	2.79e4	0.241	1.00	3.03	12.5	51.7641	100.0		
80	62	13C3-PFHxS	401.8 > 79.9	4.43e3	4.43e3	0.241	1.00	3.81	12.5	51.7641	100.0		
81	63	13C8-PFOA	420.9 > 376	3.85e4	3.85e4	0.241	1.00	4.18	12.5	51.7641	100.0		
82	64	13C9-PFNA	472.2 > 426.9	3.08e4	3.08e4	0.241	1.00	4.62	12.5	51.7641	100.0		
83	65	13C4-PFOS	503 > 79.9	4.61e3	4.61e3	0.241	1.00	4.70	12.5	51.7641	100.0		
84	66	13C6-PFDA	519.1 > 473.7	2.96e4	2.96e4	0.241	1.00	5.00	12.5	51.7641	100.0		
85	67	13C7-PFUdA	570.1 > 524.8	3.61e4	3.61e4	0.241	1.00	5.33	12.5	51.7641	100.0		

GM 9/20/2018

Dataset: Z:\Projects\PFAS.PRO\Results\180919M1\180919M1-87.qld

MMM 9/21/2018

Last Altered: Thursday, September 20, 2018 16:22:15 Pacific Daylight Time
Printed: Thursday, September 20, 2018 16:22:24 Pacific Daylight Time

Method: Z:\Projects\PFAS.pro\MethDB\PFAS_FULL_80C_091918.mdb 20 Sep 2018 08:42:56
Calibration: Z:\Projects\PFAS.pro\CurveDB\C18_VAL-PFAS_Q4_09-18-18.cdb 19 Sep 2018 09:23:23

Name: 180919M1_87, Date: 20-Sep-2018, Time: 07:17:18, ID: 1802860-07 PW1808281015SK 0.24148, Description: PW1808281015SK

PFBA

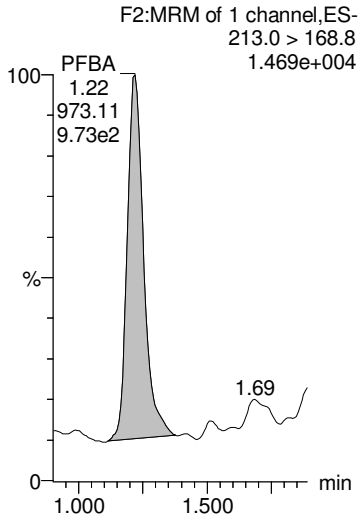

PFPeA

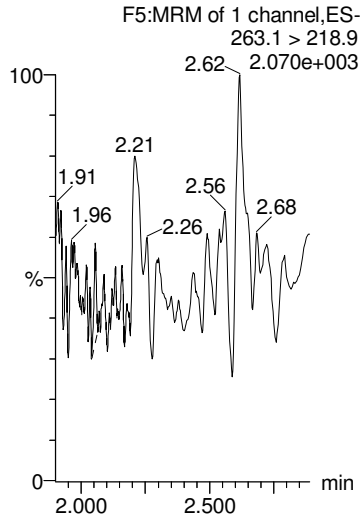

PFBS

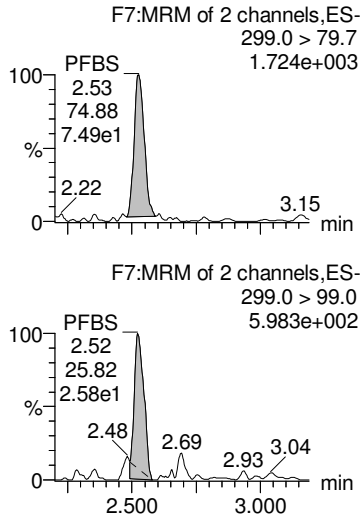

4:2 FTS

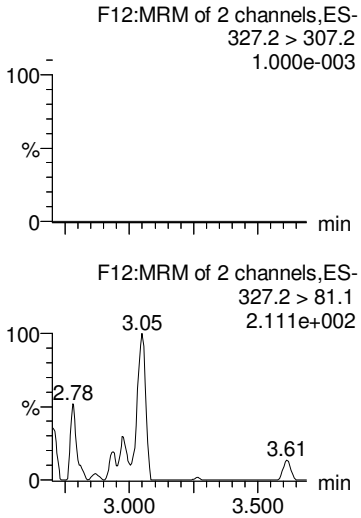

PFHxA

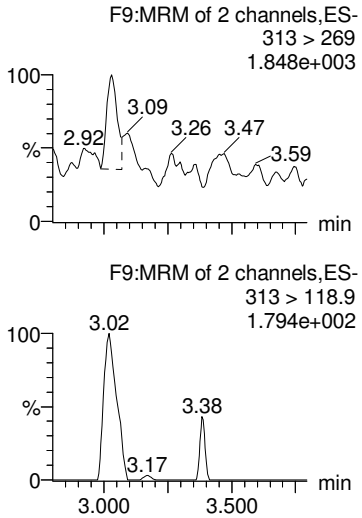

13C3-PFBA

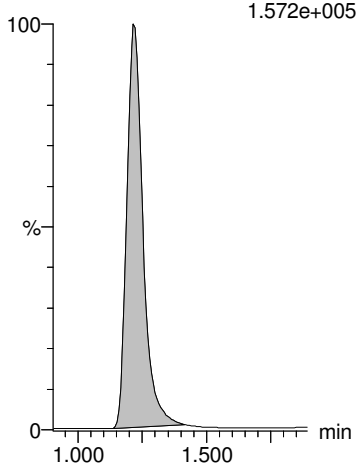

13C3-PFPeA

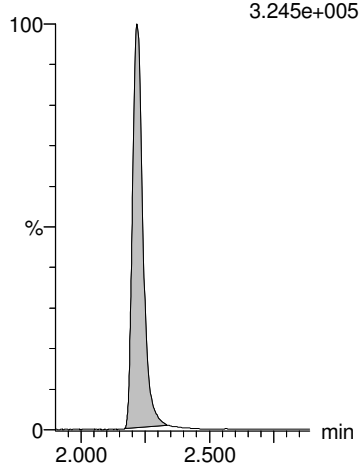

13C3-PFBS

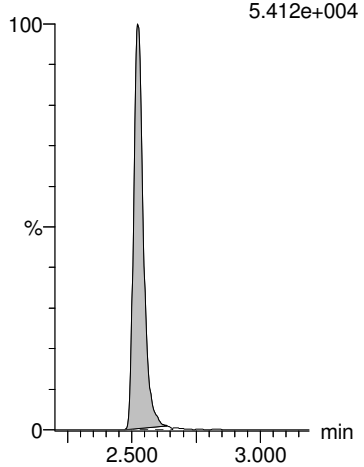

13C2-4:2 FTS

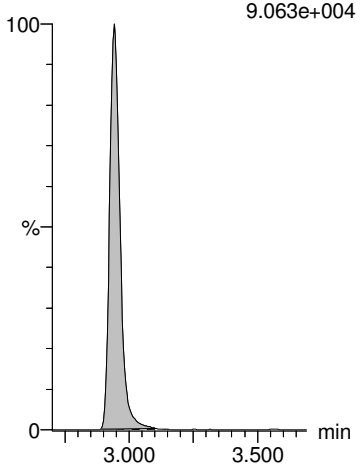

13C2-PFHxA

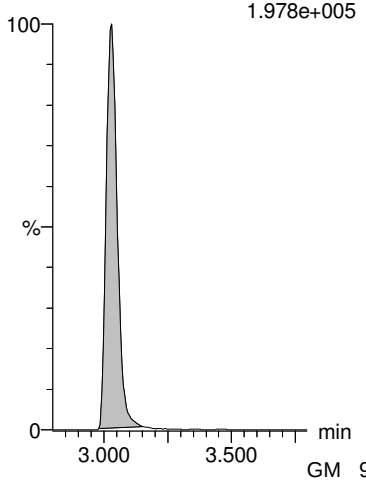

GM 9/20/2018

Dataset: Z:\Projects\PFAS.PRO\Results\180919M1\180919M1-87.qld

MMM 9/21/2018

Last Altered: Thursday, September 20, 2018 16:22:15 Pacific Daylight Time
Printed: Thursday, September 20, 2018 16:22:24 Pacific Daylight Time

Name: 180919M1_87, Date: 20-Sep-2018, Time: 07:17:18, ID: 1802860-07 PW1808281015SK 0.24148, Description: PW1808281015SK

PFHpA

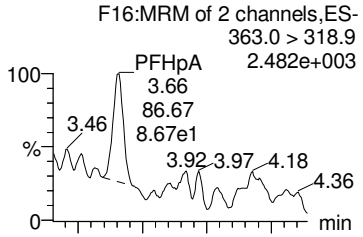

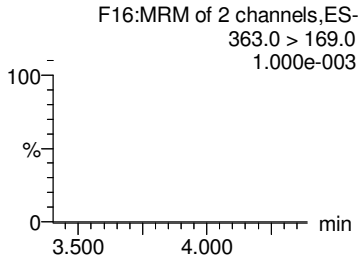

PFPeS

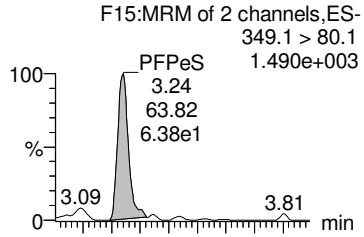

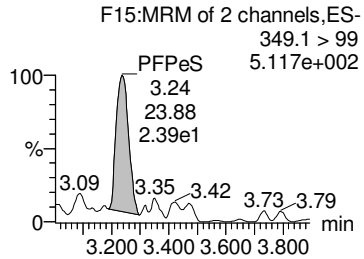

L-PFHxS

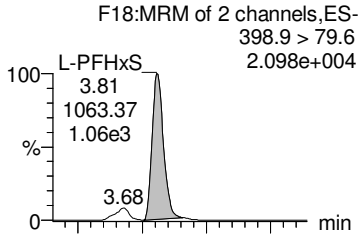

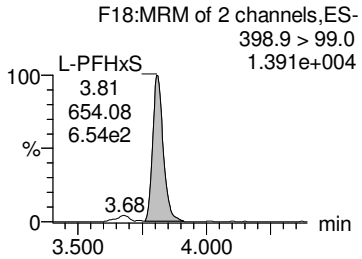

Br-PFHxS

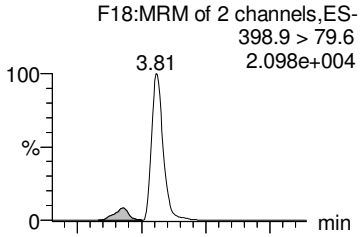

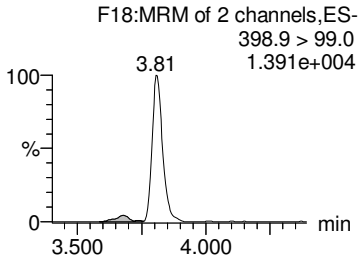

Total PFHxS

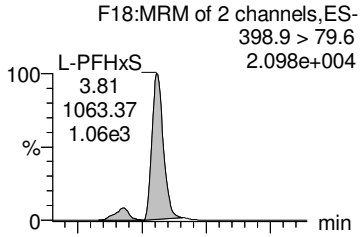

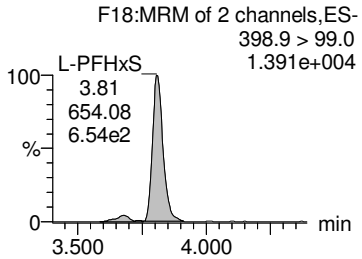

13C4-PFHpA

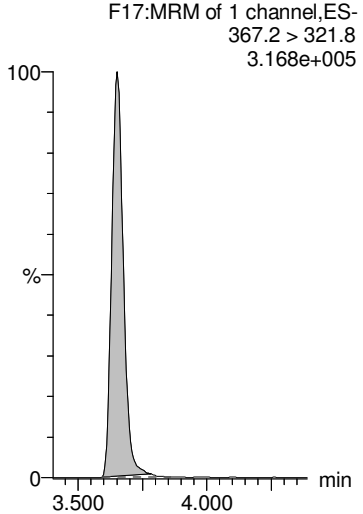

13C3-PFBS

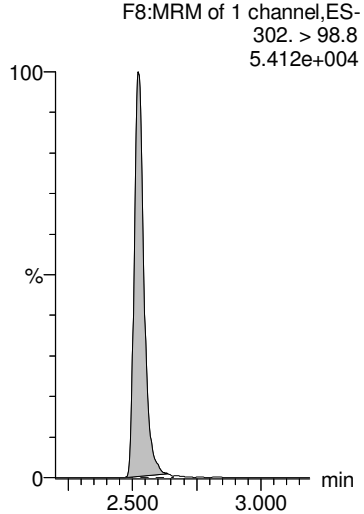

18O2-PFHxS

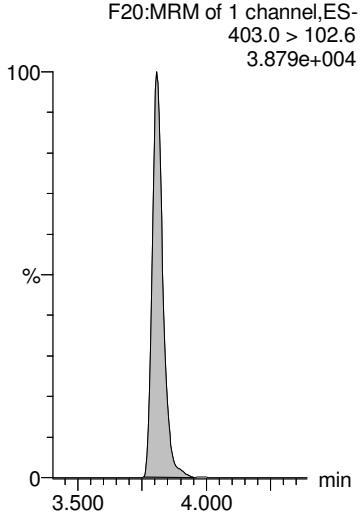

18O2-PFHxS

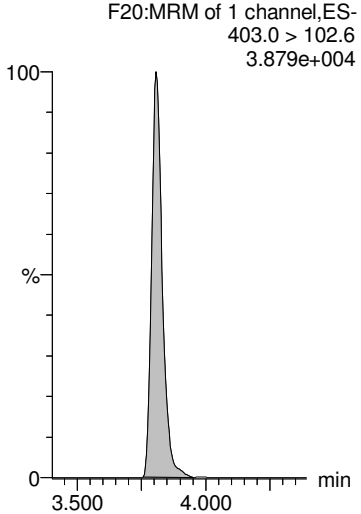

18O2-PFHxS

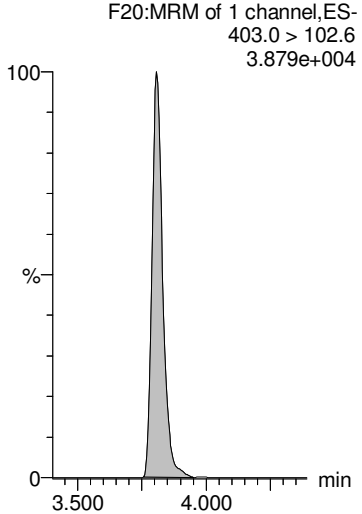

GM 9/20/2018

Dataset: Z:\Projects\PFAS.PRO\Results\180919M1\180919M1-87.qld

MMM 9/21/2018

Last Altered: Thursday, September 20, 2018 16:22:15 Pacific Daylight Time
Printed: Thursday, September 20, 2018 16:22:24 Pacific Daylight Time

Name: 180919M1_87, Date: 20-Sep-2018, Time: 07:17:18, ID: 1802860-07 PW1808281015SK 0.24148, Description: PW1808281015SK

6:2 FTS

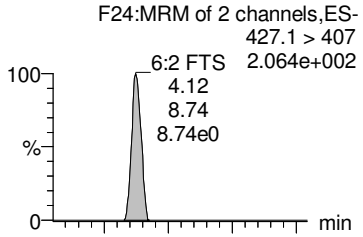

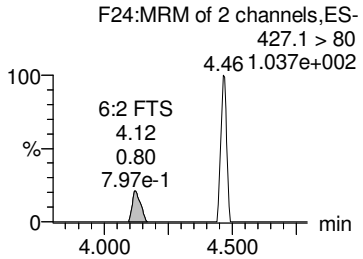

PFHpS

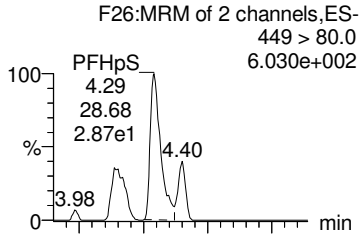

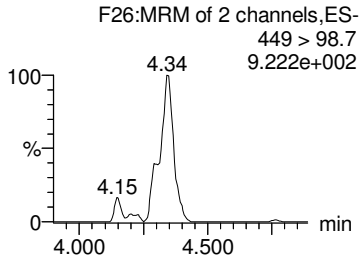

L-PFOA

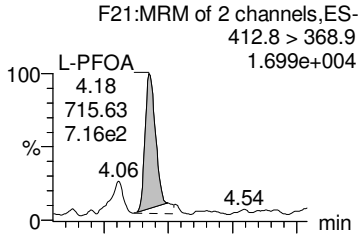

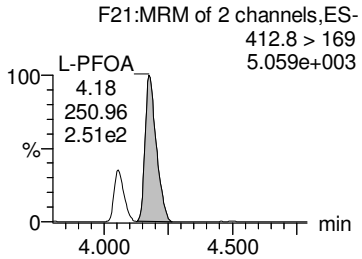

Br-PFOA

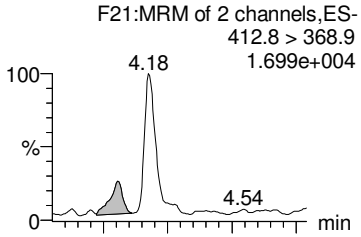

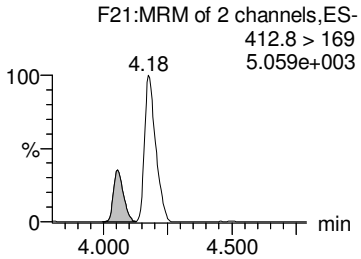

Total PFOA

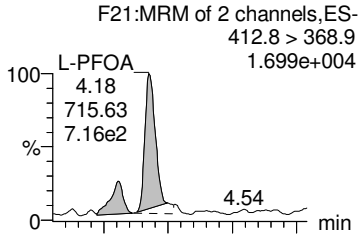

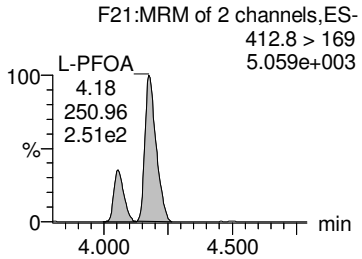

13C2-6:2 FTS

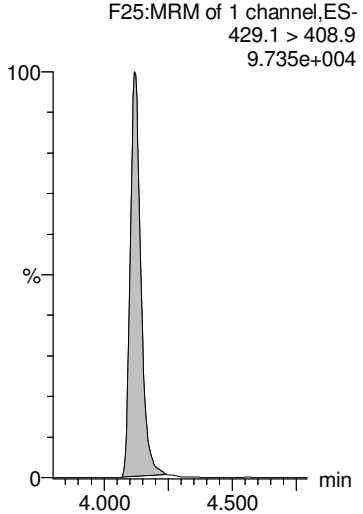

13C2-PFOA

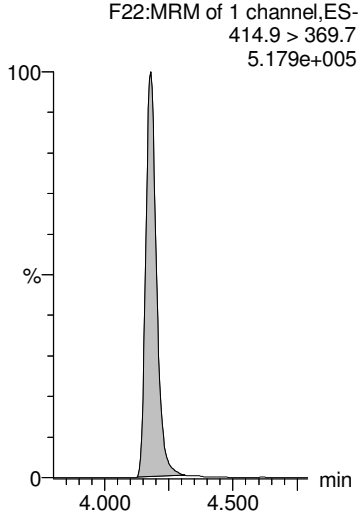

13C2-PFOA

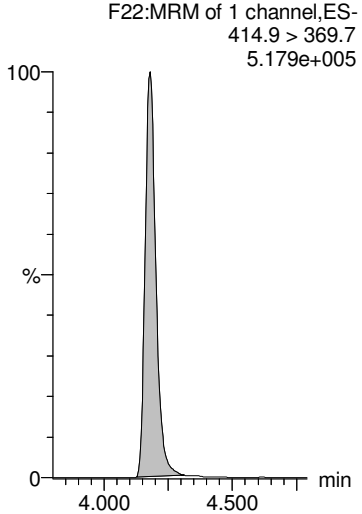

13C2-PFOA

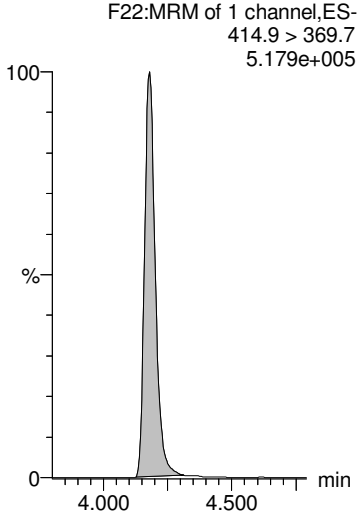

13C2-PFOA

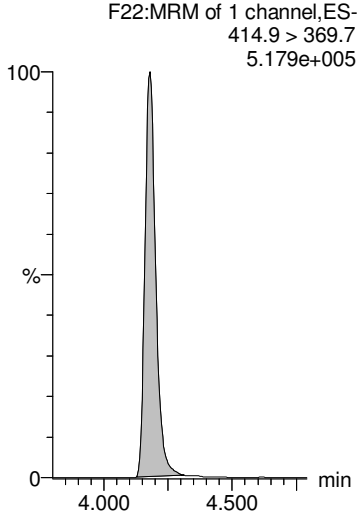

GM 9/20/2018

Dataset: Z:\Projects\PFAS.PRO\Results\180919M1\180919M1-87.qld

MMM 9/21/2018

Last Altered: Thursday, September 20, 2018 16:22:15 Pacific Daylight Time
Printed: Thursday, September 20, 2018 16:22:24 Pacific Daylight Time

Name: 180919M1_87, Date: 20-Sep-2018, Time: 07:17:18, ID: 1802860-07 PW1808281015SK 0.24148, Description: PW1808281015SK

PFNA

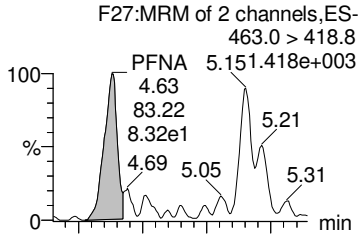

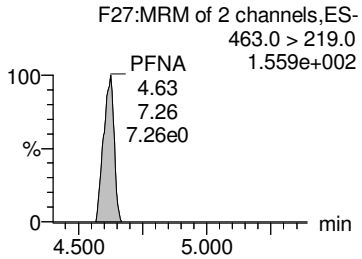

PFOSA

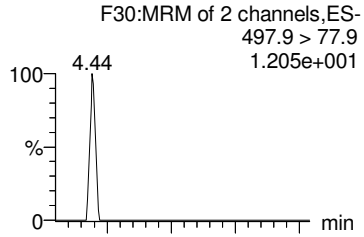

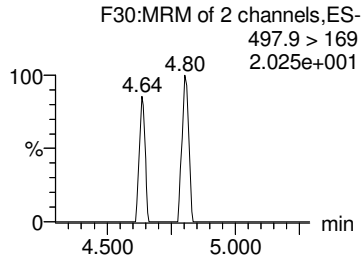

L-PFOS

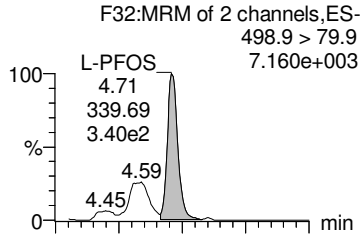

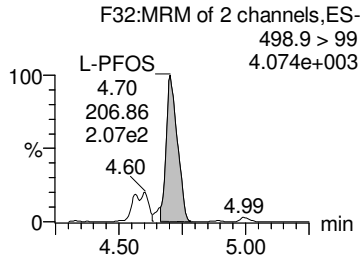

Br-PFOS

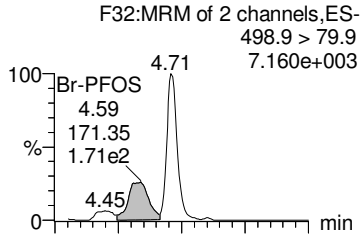

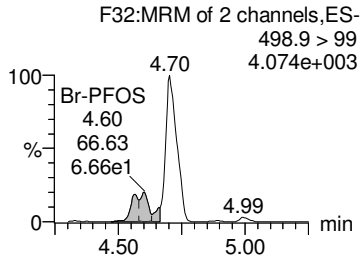

Total PFOS

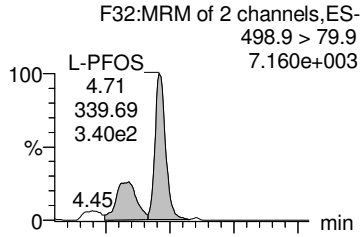

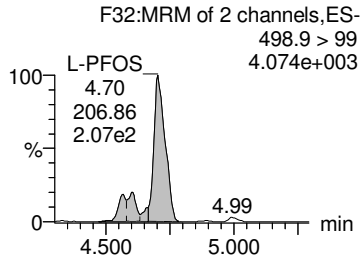

13C5-PFNA

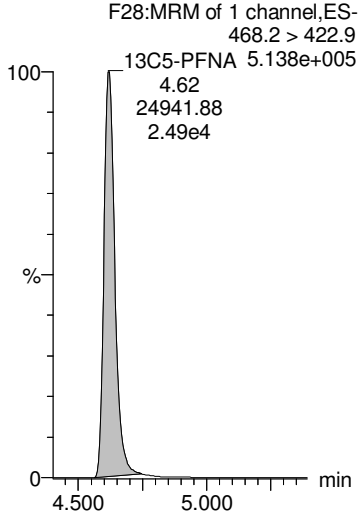

13C8-PFOSA

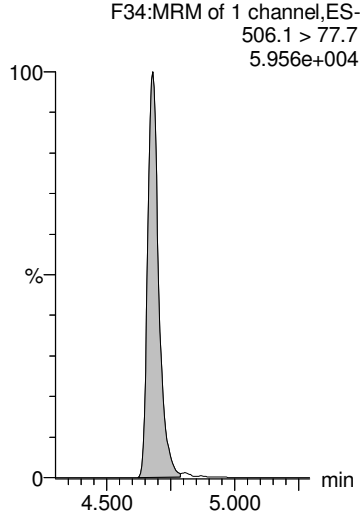

13C8-PFOS

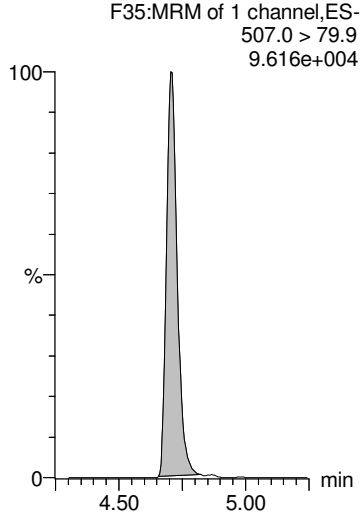

13C8-PFOS

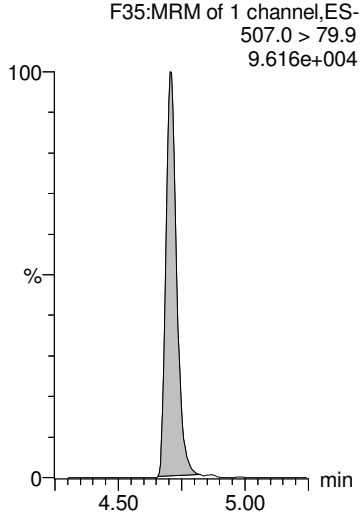

13C8-PFOS

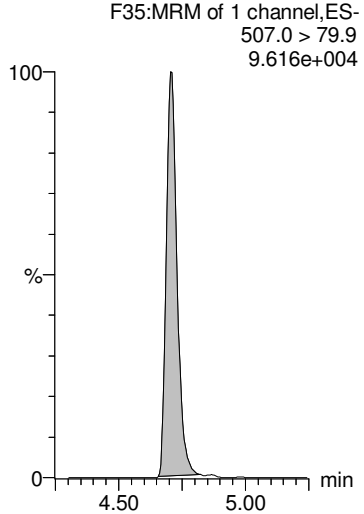

GM 9/20/2018

Dataset: Z:\Projects\PFAS.PRO\Results\180919M1\180919M1-87.qld

MMM 9/21/2018

Last Altered: Thursday, September 20, 2018 16:22:15 Pacific Daylight Time
Printed: Thursday, September 20, 2018 16:22:24 Pacific Daylight Time

Name: 180919M1_87, Date: 20-Sep-2018, Time: 07:17:18, ID: 1802860-07 PW1808281015SK 0.24148, Description: PW1808281015SK

PFDA

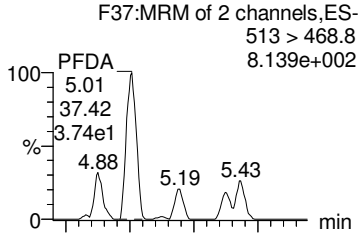

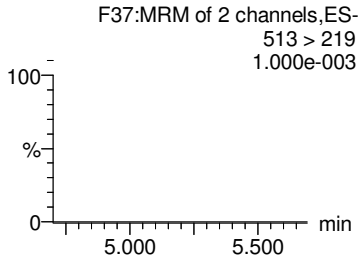

8:2 FTS

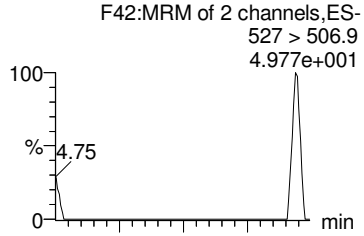

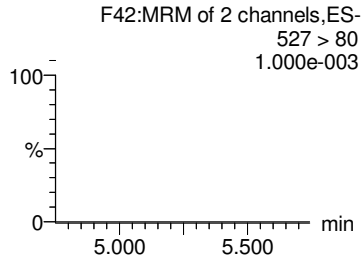

PFNS

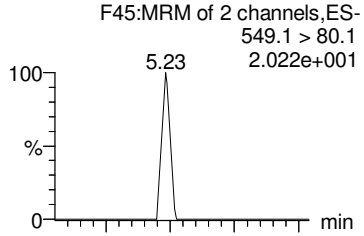

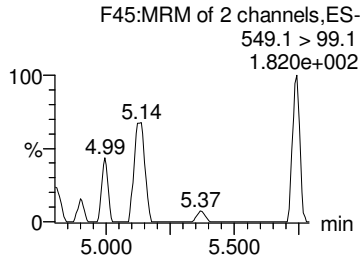

PFDS

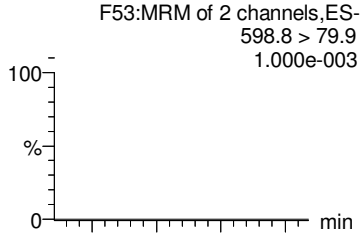

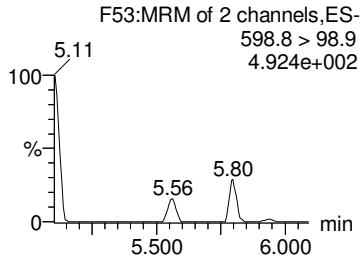

PFUdA

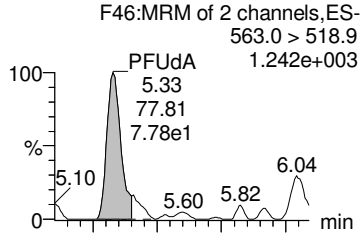

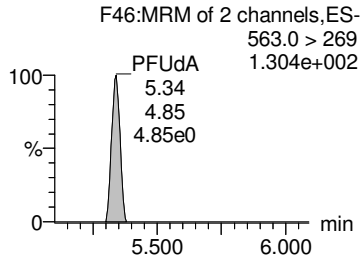

13C2-PFDA

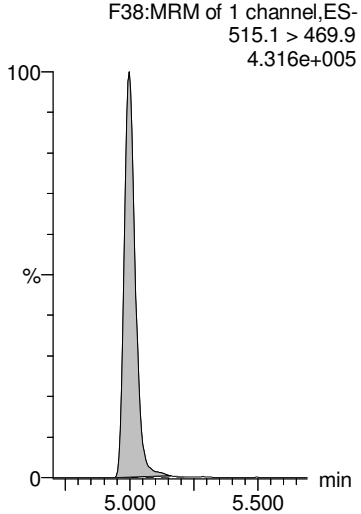

13C2-8:2 FTS

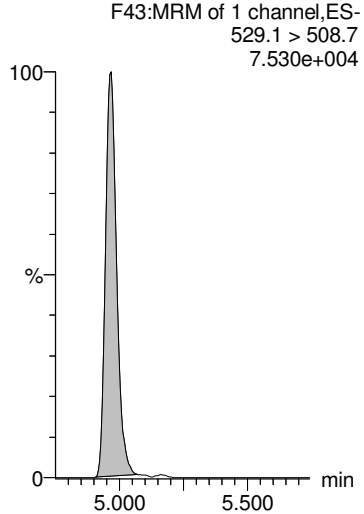

13C8-PFOS

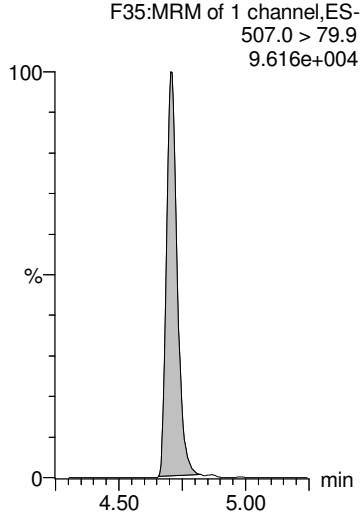

13C8-PFOS

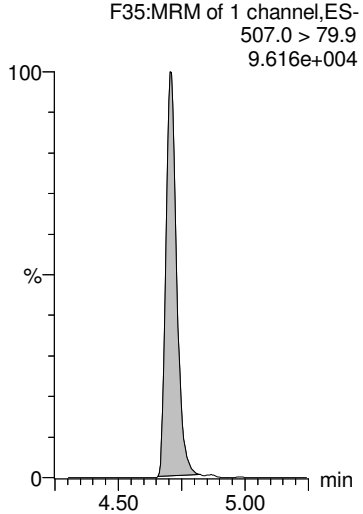

13C2-PFUdA

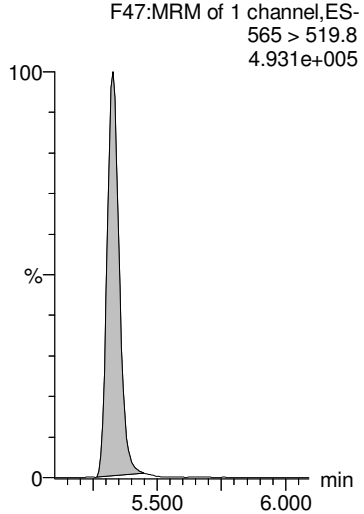

GM 9/20/2018

Dataset: Z:\Projects\PFAS.PRO\Results\180919M1\180919M1-87.qld

MMM 9/21/2018

Last Altered: Thursday, September 20, 2018 16:22:15 Pacific Daylight Time
Printed: Thursday, September 20, 2018 16:22:24 Pacific Daylight Time

Name: 180919M1_87, Date: 20-Sep-2018, Time: 07:17:18, ID: 1802860-07 PW1808281015SK 0.24148, Description: PW1808281015SK

L-MeFOSAA

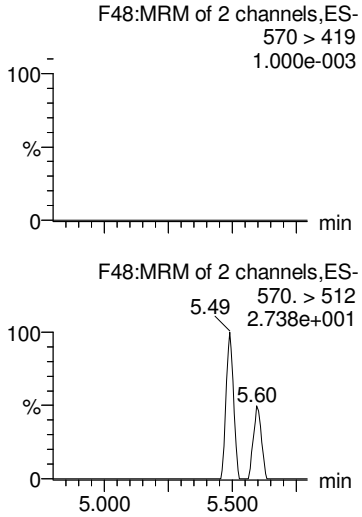

Br-MeFOSAA

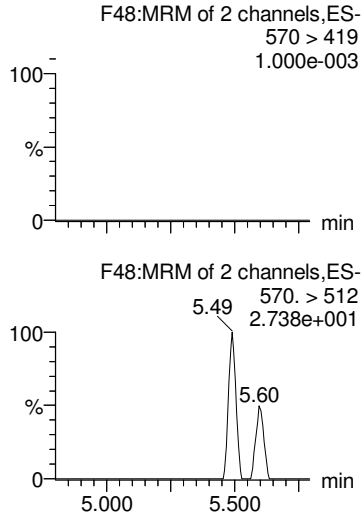

Total N-MeFOSAA

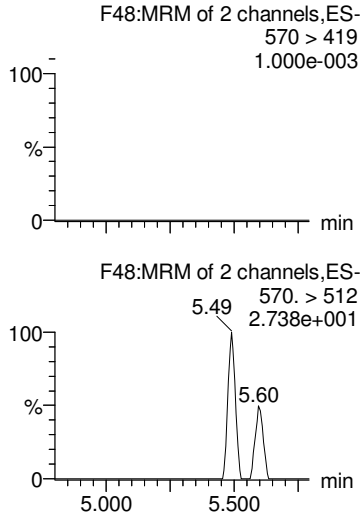

PFTrDA

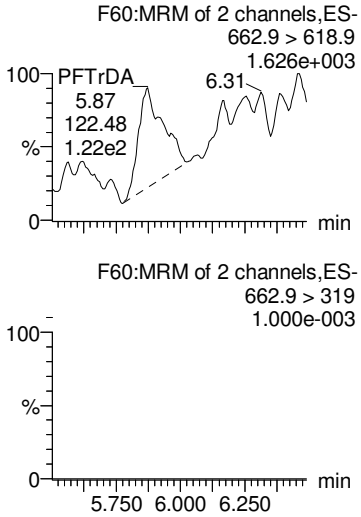

PFTeDA

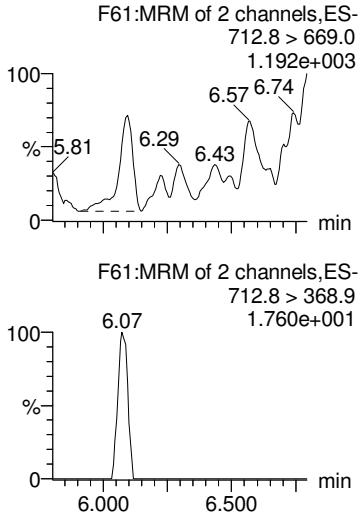

d3-N-MeFOSAA

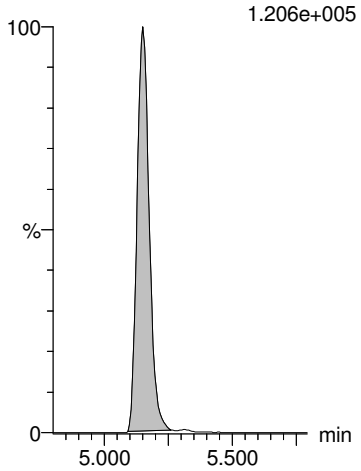

d3-N-MeFOSAA

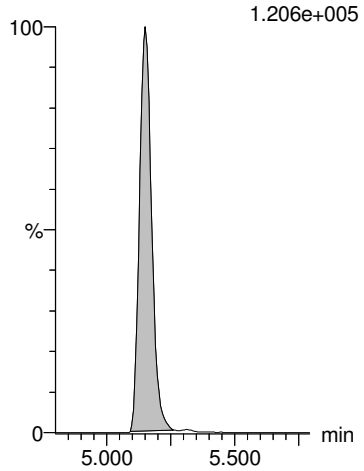

d3-N-MeFOSAA

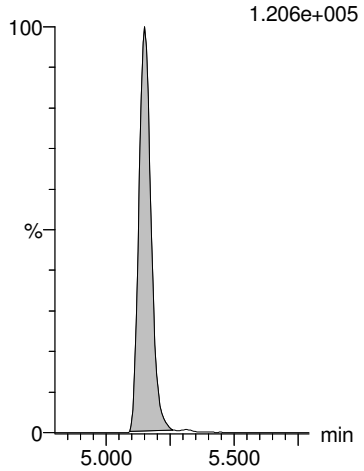

13C2-PFDoA

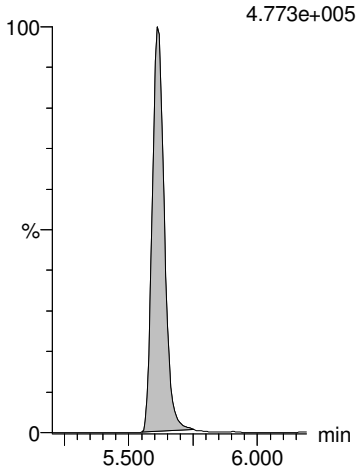

13C2-PFTeDA

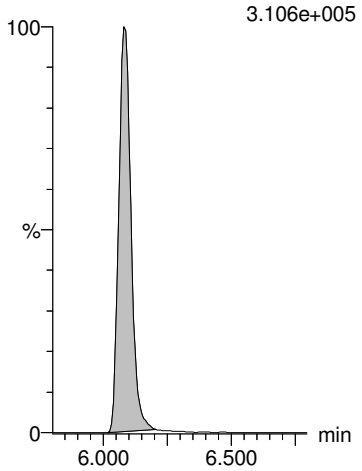

GM 9/20/2018

Dataset: Z:\Projects\PFAS.PRO\Results\180919M1\180919M1-87.qld

MMM 9/21/2018

Last Altered: Thursday, September 20, 2018 16:22:15 Pacific Daylight Time
Printed: Thursday, September 20, 2018 16:22:24 Pacific Daylight Time

Name: 180919M1_87, Date: 20-Sep-2018, Time: 07:17:18, ID: 1802860-07 PW1808281015SK 0.24148, Description: PW1808281015SK

L-EtFOSAA

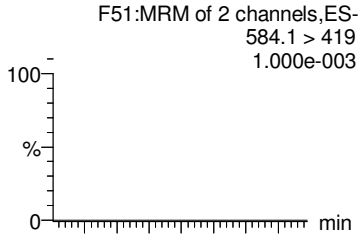

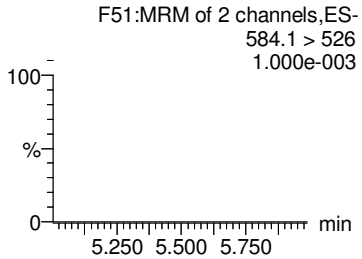

Br-ETFOSAA

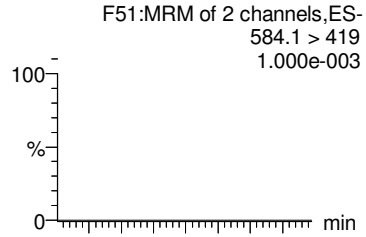

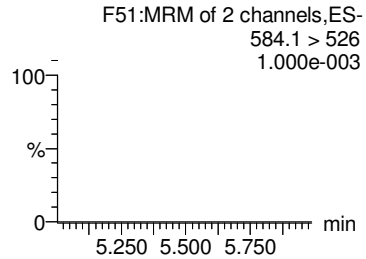

Total N-EtFOSAA

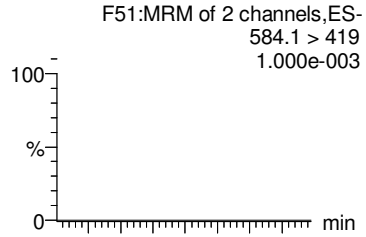

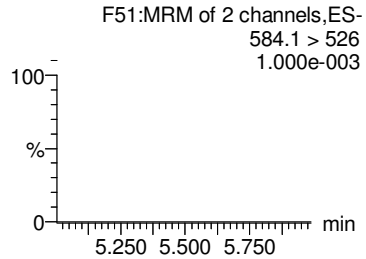

PFDoA

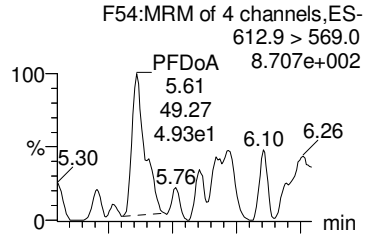

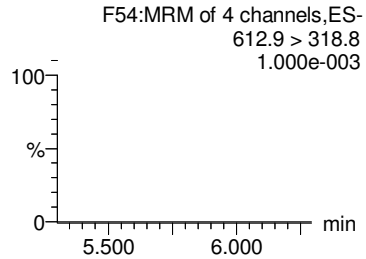

TCDA

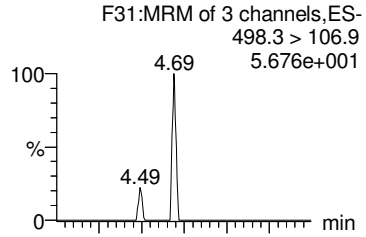

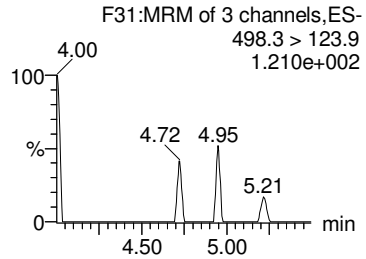

d5-N-EtFOSAA

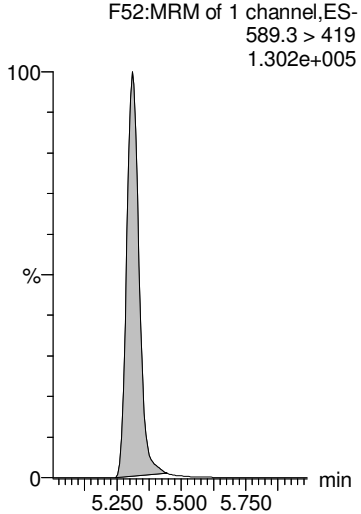

d5-N-EtFOSAA

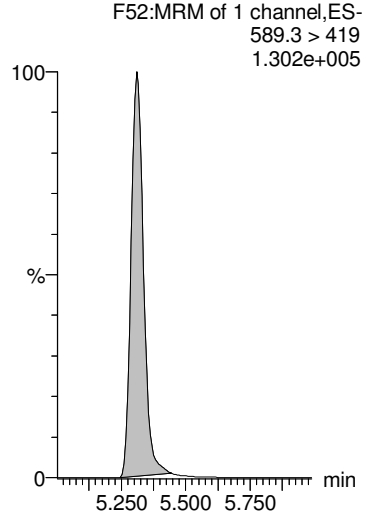

d5-N-EtFOSAA

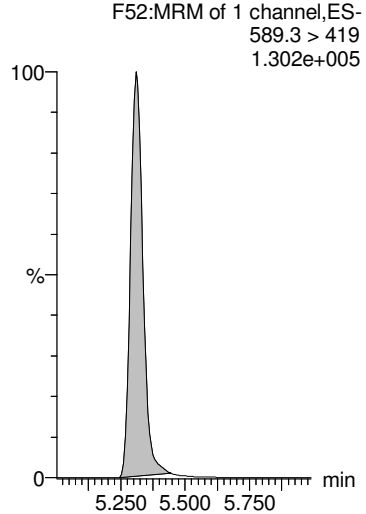

13C2-PFDoA

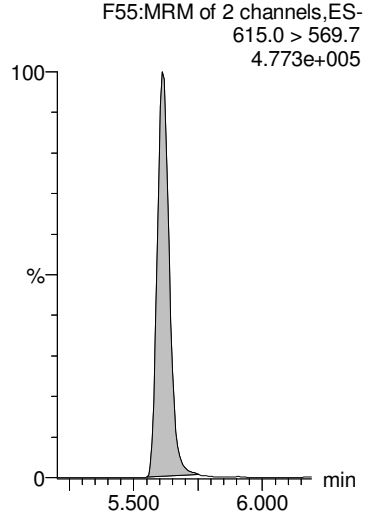

13C8-PFOS

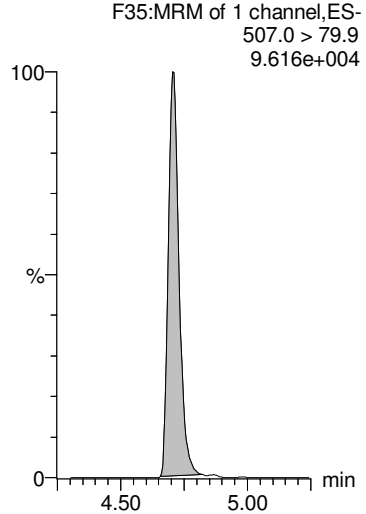

GM 9/20/2018

Dataset: Z:\Projects\PFAS.PRO\Results\180919M1\180919M1-87.qld

MMM 9/21/2018

Last Altered: Thursday, September 20, 2018 16:22:15 Pacific Daylight Time
Printed: Thursday, September 20, 2018 16:22:24 Pacific Daylight Time

Name: 180919M1_87, Date: 20-Sep-2018, Time: 07:17:18, ID: 1802860-07 PW1808281015SK 0.24148, Description: PW1808281015SK

13C4-PFBA

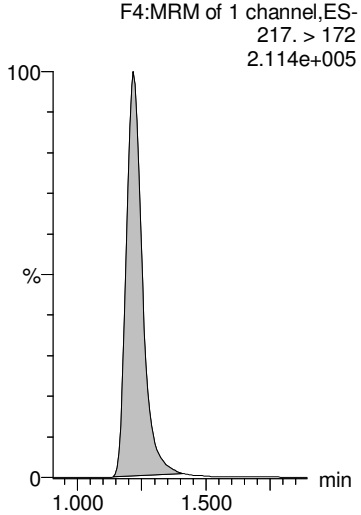

13C5-PFHxA

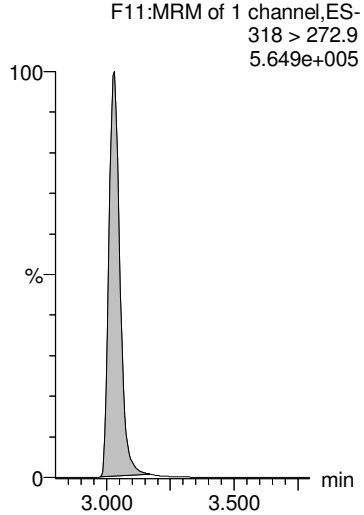

13C3-PFHxS

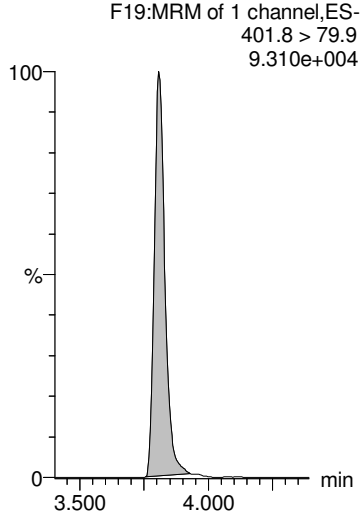

13C8-PFOA

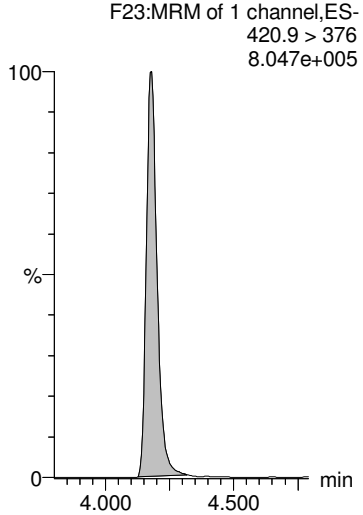

13C9-PFNA

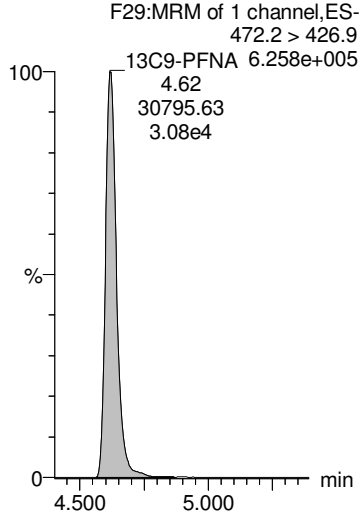

13C4-PFOS

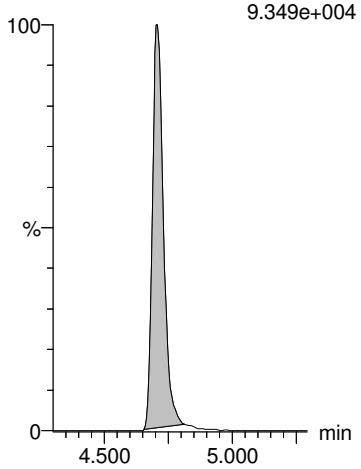

13C6-PFDA

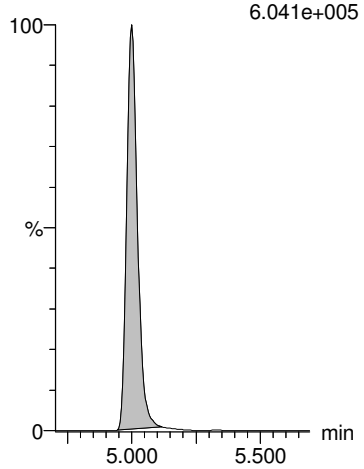

13C7-PFUdA

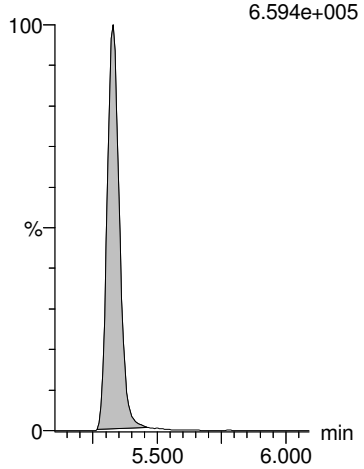

GM 9/20/2018

Dataset: Z:\Projects\PFAS.PRO\Results\180919M1\180919M1-88.qld

MMM 9/21/2018

Last Altered: Thursday, September 20, 2018 16:33:50 Pacific Daylight Time
Printed: Thursday, September 20, 2018 16:34:11 Pacific Daylight Time

Name: 180919M1_88, Date: 20-Sep-2018, Time: 07:27:51, ID: 1802860-08 PW1808281050SK 0.25865, Description: PW1808281050SK

	#	Name	Trace	Area	IS Area	Wt/Vol	RRF	RT	Response	Conc.	%Rec	Ion Ratio	Ratio Out?
1	1	PFBA	213.0 > 168.8	9.66e2	1.06e4	0.259	0.000	1.21	1.14	3.8004			
2	2	PFPeA	263.1 > 218.9	1.11e3	1.42e4	0.259	0.000	2.22	0.979	3.8678			
3	3	PFBS	299.0 > 79.7	3.81e1	2.04e3	0.259	0.000	2.52	0.234	0.8320		3.50	YES
4	4	4:2 FTS	327.2>307.2		3.58e3	0.259							
5	5	PFHxA	313 > 269	2.30e3	9.23e3	0.259	0.000	3.03	1.24	4.7833		15.9	NO
6	36	13C3-PFBA	216.1 > 171.8	1.06e4	1.37e4	0.259	0.777	1.22	9.71	49.9889	103.4		
7	37	13C3-PFPeA	266. > 221.8	1.42e4	2.47e4	0.259	0.575	2.21	7.18	49.3045	102.0		
8	38	13C3-PFBS	302. > 98.8	2.04e3	3.82e3	0.259	0.534	2.52	6.67	51.3166	106.2		
9	39	13C2-4:2 FTS	329.2>308.9	3.58e3	3.82e3	0.259	0.937	2.94	11.7	41.4907	85.9		
10	40	13C2-PFHxA	315 > 270	9.23e3	2.47e4	0.259	0.934	3.03	4.67	19.1321	99.0		
11	-1												
12	7	PFHpA	363.0 > 318.9	2.57e3	1.47e4	0.259	0.000	3.65	2.19	6.9823		17.4	NO
13	6	PFPeS	349.1>80.1	2.64e1	2.04e3	0.259	0.000	3.24	0.162	0.5766		1.77	NO
14	8	L-PFHxS	398.9 > 79.6	1.41e3	1.70e3	0.259	0.000	3.81	10.4	20.9059		1.62	NO
15	9	Br-PFHxS	398.9 > 79.6		1.70e3	0.259							
16	68	Total PFHxS	398.9 > 79.6	1.41e3	1.70e3	0.259			10.4	20.9059			
17	41	13C4-PFHpA	367.2 > 321.8	1.47e4	2.47e4	0.259	0.594	3.65	7.43	50.8787	105.3		
18	38	13C3-PFBS	302. > 98.8	2.04e3	3.82e3	0.259	0.534	2.52	6.67	51.3166	106.2		
19	42	18O2-PFHxS	403.0 > 102.6	1.70e3	3.82e3	0.259	0.444	3.81	5.55	53.7005	111.1		
20	42	18O2-PFHxS	403.0 > 102.6	1.70e3	3.82e3	0.259	0.444	3.81	5.55	53.7005	111.1		
21	42	18O2-PFHxS	403.0 > 102.6	1.70e3	3.82e3	0.259	0.444	3.81	5.55	53.7005	111.1		
22	-1												
23	10	6:2 FTS	427.1 > 407	8.12e0	4.00e3	0.259	0.000	4.13	0.0254	0.1432		2.68	NO
24	13	PFHpS	449 > 80.0	9.38e1	4.33e3	0.259	0.000	4.30	0.271	1.0587		1.57	NO
25	11	L-PFOA	412.8 > 368.9	1.80e2	2.50e4	0.259	0.000	4.18	0.0904	0.1747		11.4	YES
26	12	Br-PFOA	412.8 > 368.9	1.97e2	2.50e4	0.259	0.000	4.05	0.0987	0.1970		2.82	NO
27	69	Total PFOA	412.8 > 368.9	3.78e2	2.50e4	0.259			0.189	0.3717			
28	43	13C2-6:2 FTS	429.1 > 408.9	4.00e3	4.10e3	0.259	0.974	4.12	12.2	40.5220	83.8		
29	44	13C2-PFOA	414.9 > 369.7	2.50e4	3.46e4	0.259	0.722	4.18	9.03	49.7659	103.0		
30	44	13C2-PFOA	414.9 > 369.7	2.50e4	3.46e4	0.259	0.722	4.18	9.03	49.7659	103.0		
31	44	13C2-PFOA	414.9 > 369.7	2.50e4	3.46e4	0.259	0.722	4.18	9.03	49.7659	103.0		
32	44	13C2-PFOA	414.9 > 369.7	2.50e4	3.46e4	0.259	0.722	4.18	9.03	49.7659	103.0		
33	-1												
34	14	PFNA	463.0 > 418.8		2.28e4	0.259							
35	15	PFOSA	497.9 > 77.9		2.83e3	0.259							
36	16	L-PFOS	498.9 > 79.9		4.33e3	0.259							
37	17	Br-PFOS	498.9 > 79.9	8.92e2	4.33e3	0.259	0.000	4.59	2.57	9.9373		2.01	NO

GM 9/20/2018

Dataset: Z:\Projects\PFAS.PRO\Results\180919M1\180919M1-88.qld

MMM 9/21/2018

Last Altered: Thursday, September 20, 2018 16:33:50 Pacific Daylight Time
Printed: Thursday, September 20, 2018 16:34:11 Pacific Daylight Time

Name: 180919M1_88, Date: 20-Sep-2018, Time: 07:27:51, ID: 1802860-08 PW1808281050SK 0.25865, Description: PW1808281050SK

	#	Name	Trace	Area	IS Area	Wt/Vol	RRF	RT	Response	Conc.	%Rec	Ion Ratio	Ratio Out?
38	70	Total PFOS	498.9 > 79.9	8.92e2	4.33e3	0.259			2.57	9.9373			
39	45	13C5-PFNA	468.2 > 422.9	2.28e4	2.64e4	0.259	0.866	4.62	10.8	43.3379	89.7		
40	46	13C8-PFOSA	506.1 > 77.7	2.83e3	3.20e4	0.259	0.0886	4.68	1.11	25.7101	53.2		
41	47	13C8-PFOS	507.0 > 79.9	4.33e3	4.10e3	0.259	1.06	4.71	13.2	48.7543	100.9		
42	47	13C8-PFOS	507.0 > 79.9	4.33e3	4.10e3	0.259	1.06	4.71	13.2	48.7543	100.9		
43	47	13C8-PFOS	507.0 > 79.9	4.33e3	4.10e3	0.259	1.06	4.71	13.2	48.7543	100.9		
44	-1												
45	18	PFDA	513 > 468.8		1.90e4	0.259							
46	19	8:2 FTS	527 > 506.9		3.43e3	0.259							
47	20	PFNS	549.1 > 80.1		4.33e3	0.259							
48	26	PFDS	598.8 > 79.9		4.33e3	0.259							
49	25	PFUdA	563.0 > 518.9		2.48e4	0.259							
50	48	13C2-PFDA	515.1 > 469.9	1.90e4	2.62e4	0.259	0.726	5.00	9.07	38.1195	78.9		
51	49	13C2-8:2 FTS	529.1 > 508.7	3.43e3	4.10e3	0.259	0.837	4.96	10.5	44.6688	92.4		
52	47	13C8-PFOS	507.0 > 79.9	4.33e3	4.10e3	0.259	1.06	4.71	13.2	48.7543	100.9		
53	47	13C8-PFOS	507.0 > 79.9	4.33e3	4.10e3	0.259	1.06	4.71	13.2	48.7543	100.9		
54	51	13C2-PFUdA	565 > 519.8	2.48e4	3.20e4	0.259	0.775	5.33	9.69	38.4124	79.5		
55	-1												
56	21	L-MeFOSAA	570 > 419		6.02e3	0.259							
57	22	Br-MeFOSAA	570. > 419		6.02e3	0.259							
58	71	Total N-MeFOSAA	570. > 419	0.00e0	6.02e3	0.259			0.000				
59	29	PFTrDA	662.9 > 618.9		2.20e4	0.259							
60	30	PFTeDA	712.8 > 669.0		1.61e4	0.259							
61	50	d3-N-MeFOSAA	573.3 > 419	6.02e3	3.20e4	0.259	0.188	5.15	2.35	39.5460	81.8		
62	50	d3-N-MeFOSAA	573.3 > 419	6.02e3	3.20e4	0.259	0.188	5.15	2.35	39.5460	81.8		
63	50	d3-N-MeFOSAA	573.3 > 419	6.02e3	3.20e4	0.259	0.188	5.15	2.35	39.5460	81.8		
64	53	13C2-PFDoA	615.0 > 569.7	2.20e4	2.62e4	0.259	0.841	5.61	10.5	36.8593	76.3		
65	55	13C2-PFTeDA	714.8 > 669.6	1.61e4	3.20e4	0.259	0.502	6.08	6.28	38.1753	79.0		
66	-1												
67	23	L-EtFOSAA	584.1 > 419		6.91e3	0.259							
68	24	Br-ETFOSAA	584.1 > 419		6.91e3	0.259							
69	72	Total N-EtFOSAA	584.1 > 419	0.00e0	6.91e3	0.259			0.000				
70	27	PFDoA	612.9 > 569.0		2.20e4	0.259							
71	73	TCDA	498.3>106.9			0.259							
72	52	d5-N-EtFOSAA	589.3 > 419	6.91e3	3.20e4	0.259	0.216	5.31	2.70	40.8018	84.4		
73	52	d5-N-EtFOSAA	589.3 > 419	6.91e3	3.20e4	0.259	0.216	5.31	2.70	40.8018	84.4		
74	52	d5-N-EtFOSAA	589.3 > 419	6.91e3	3.20e4	0.259	0.216	5.31	2.70	40.8018	84.4		

GM 9/20/2018

Dataset: Z:\Projects\PFAS.PRO\Results\180919M1\180919M1-88.qld

MMM 9/21/2018

Last Altered: Thursday, September 20, 2018 16:33:50 Pacific Daylight Time
Printed: Thursday, September 20, 2018 16:34:11 Pacific Daylight Time

Name: 180919M1_88, Date: 20-Sep-2018, Time: 07:27:51, ID: 1802860-08 PW1808281050SK 0.25865, Description: PW1808281050SK

	#	Name	Trace	Area	IS Area	Wt/Vol	RRF	RT	Response	Conc.	%Rec	Ion Ratio	Ratio Out?
75	53	13C2-PFDoA	615.0 > 569.7	2.20e4	2.62e4	0.259	0.841	5.61	10.5	36.8593	76.3		
76	47	13C8-PFOS	507.0 > 79.9	4.33e3	4.10e3	0.259	1.06	4.71	13.2	48.7543	100.9		
77	-1												
78	60	13C4-PFBA	217. > 172	1.37e4	1.37e4	0.259	1.00	1.21	12.5	48.3279	100.0		
79	61	13C5-PFHxA	318 > 272.9	2.47e4	2.47e4	0.259	1.00	3.03	12.5	48.3279	100.0		
80	62	13C3-PFHxS	401.8 > 79.9	3.82e3	3.82e3	0.259	1.00	3.81	12.5	48.3279	100.0		
81	63	13C8-PFOA	420.9 > 376	3.46e4	3.46e4	0.259	1.00	4.18	12.5	48.3279	100.0		
82	64	13C9-PFNA	472.2 > 426.9	2.64e4	2.64e4	0.259	1.00	4.62	12.5	48.3279	100.0		
83	65	13C4-PFOS	503 > 79.9	4.10e3	4.10e3	0.259	1.00	4.71	12.5	48.3279	100.0		
84	66	13C6-PFDA	519.1 > 473.7	2.62e4	2.62e4	0.259	1.00	5.00	12.5	48.3279	100.0		
85	67	13C7-PFUdA	570.1 > 524.8	3.20e4	3.20e4	0.259	1.00	5.33	12.5	48.3279	100.0		

GM 9/20/2018

Dataset: Z:\Projects\PFAS.PRO\Results\180919M1\180919M1-88.qld

MMM 9/21/2018

Last Altered: Thursday, September 20, 2018 16:33:50 Pacific Daylight Time
Printed: Thursday, September 20, 2018 16:34:11 Pacific Daylight Time

Method: Z:\Projects\PFAS.pro\MethDB\PFAS_FULL_80C_091918.mdb 20 Sep 2018 08:42:56
Calibration: Z:\Projects\PFAS.pro\CurveDB\C18_VAL-PFAS_Q4_09-18-18.cdb 19 Sep 2018 09:23:23

Name: 180919M1_88, Date: 20-Sep-2018, Time: 07:27:51, ID: 1802860-08 PW1808281050SK 0.25865, Description: PW1808281050SK

PFBA

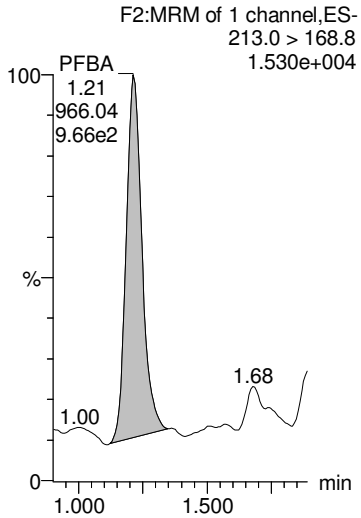

PFPeA

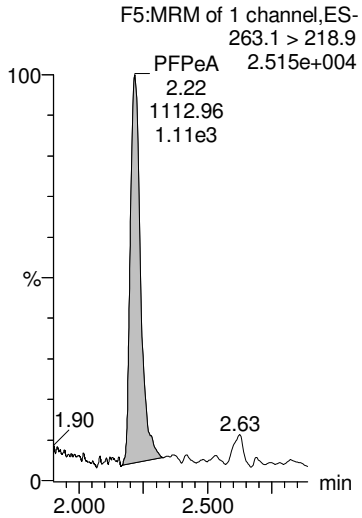

PFBS

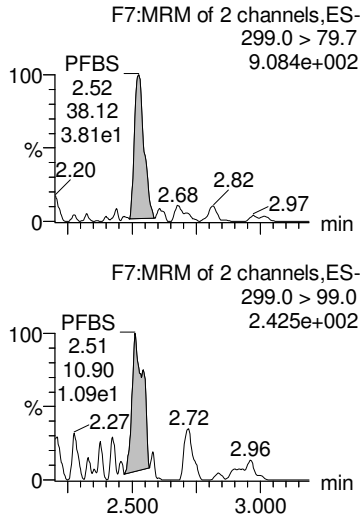

4:2 FTS

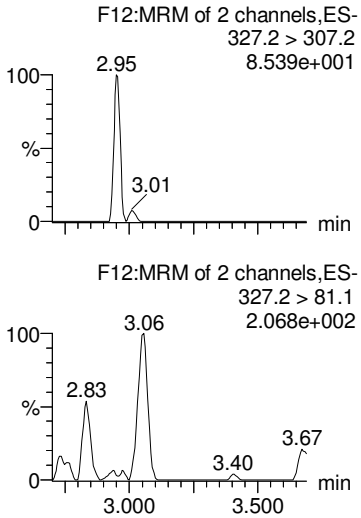

PFHxA

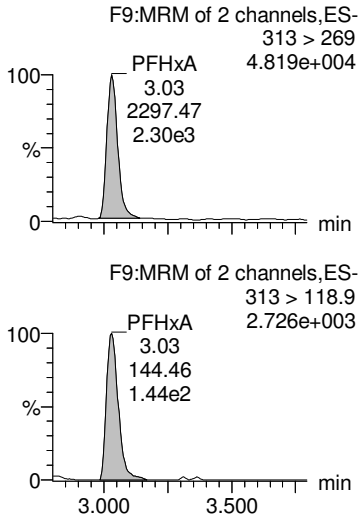

13C3-PFBA

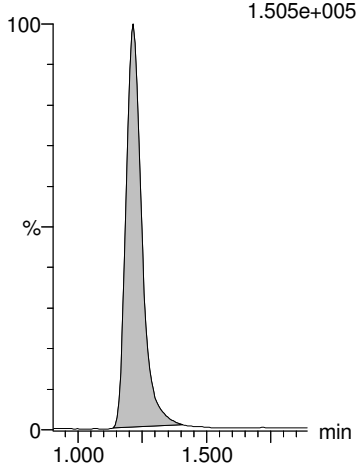

13C3-PFPeA

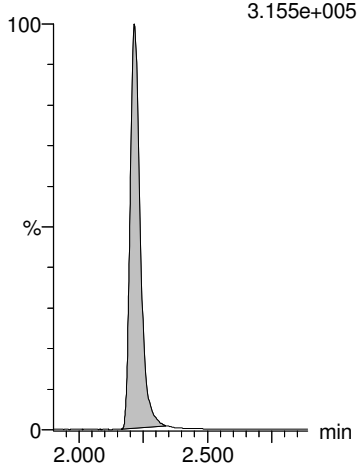

13C3-PFBS

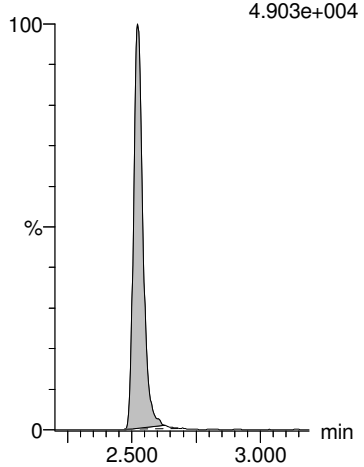

13C2-4:2 FTS

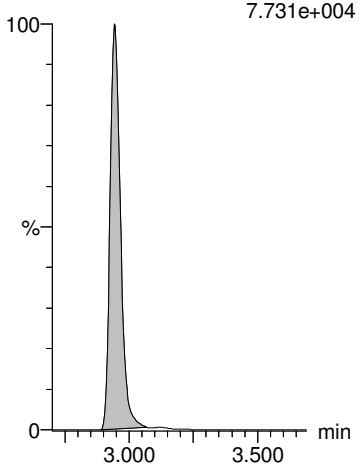

13C2-PFHxA

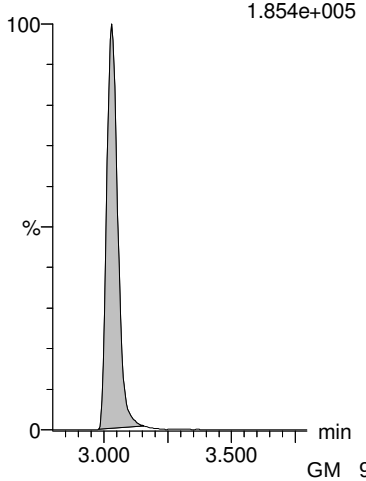

GM 9/20/2018

Dataset: Z:\Projects\PFAS.PRO\Results\180919M1\180919M1-88.qld

MMM 9/21/2018

Last Altered: Thursday, September 20, 2018 16:33:50 Pacific Daylight Time
Printed: Thursday, September 20, 2018 16:34:11 Pacific Daylight Time

Name: 180919M1_88, Date: 20-Sep-2018, Time: 07:27:51, ID: 1802860-08 PW1808281050SK 0.25865, Description: PW1808281050SK

PFHpA

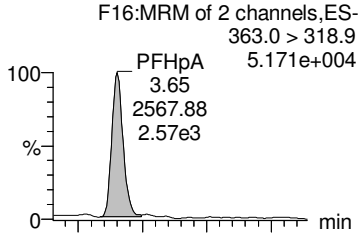

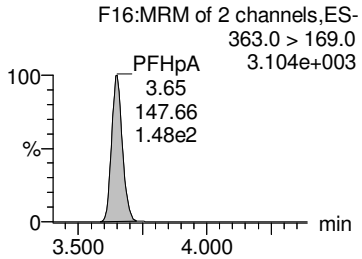

PFPeS

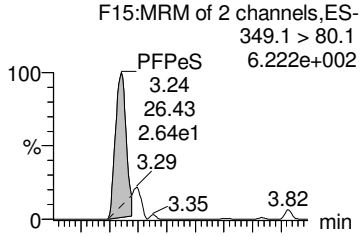

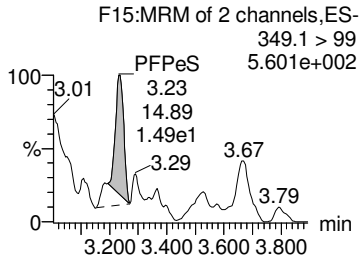

L-PFHxS

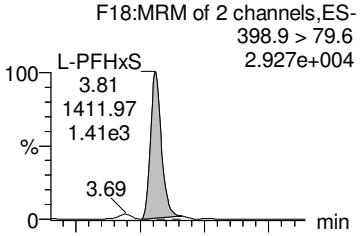

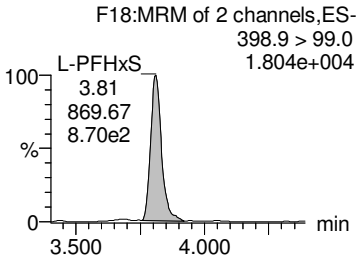

Br-PFHxS

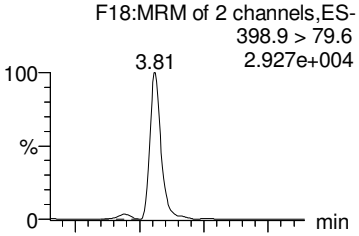

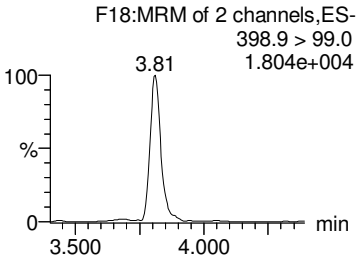

Total PFHxS

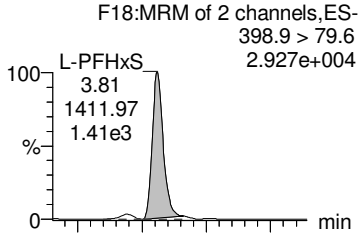

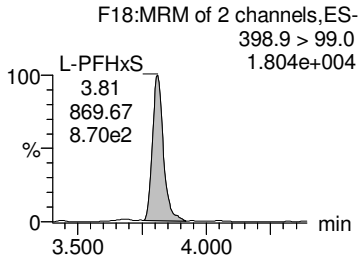

13C4-PFHpA

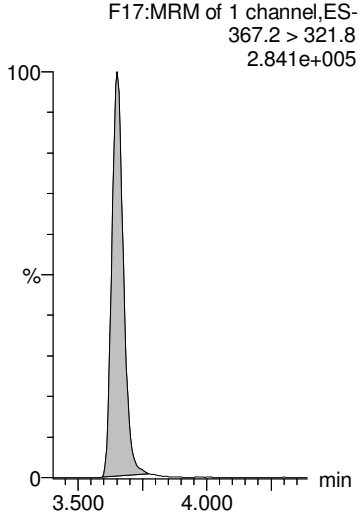

13C3-PFBS

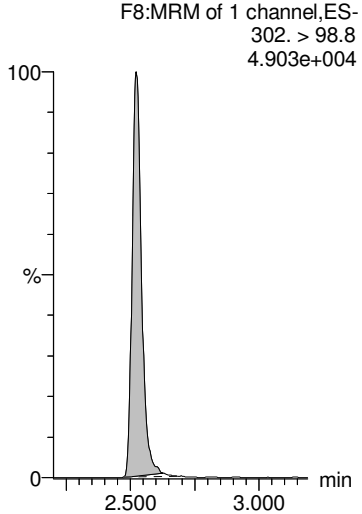

18O2-PFHxS

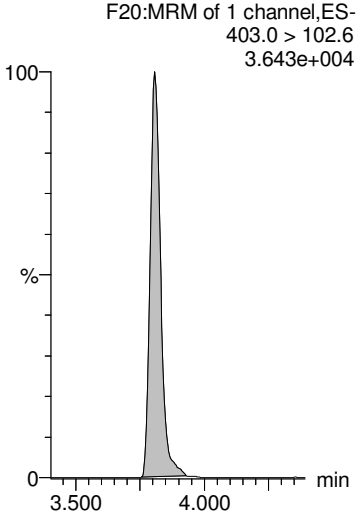

18O2-PFHxS

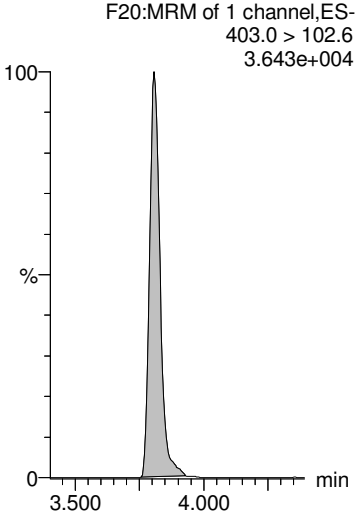

18O2-PFHxS

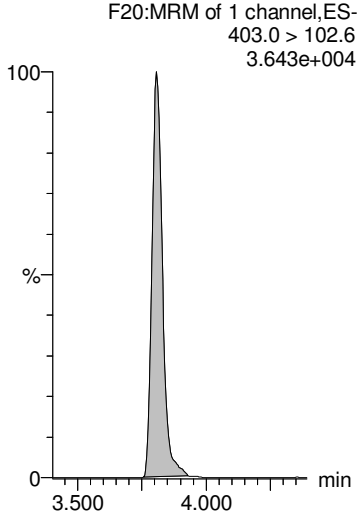

GM 9/20/2018

Dataset: Z:\Projects\PFAS.PRO\Results\180919M1\180919M1-88.qld

MMM 9/21/2018

Last Altered: Thursday, September 20, 2018 16:33:50 Pacific Daylight Time
Printed: Thursday, September 20, 2018 16:34:11 Pacific Daylight Time

Name: 180919M1_88, Date: 20-Sep-2018, Time: 07:27:51, ID: 1802860-08 PW1808281050SK 0.25865, Description: PW1808281050SK

6:2 FTS

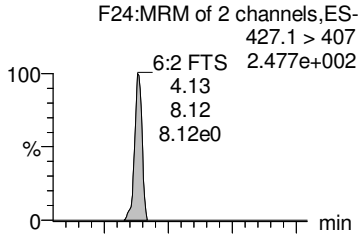

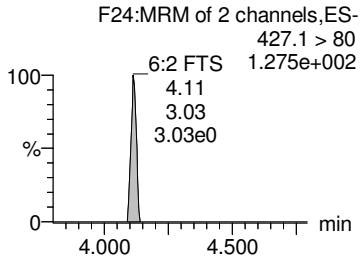

PFHpS

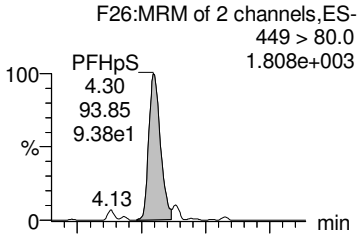

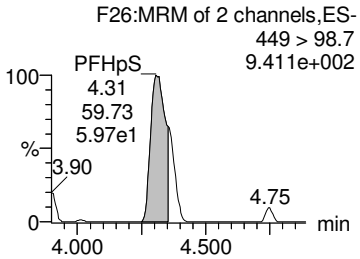

L-PFOA

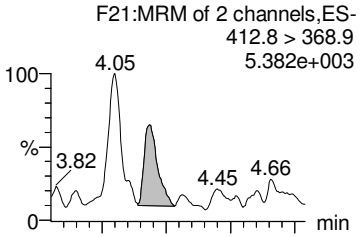

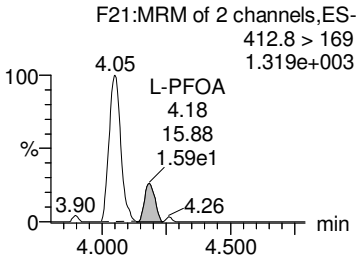

Br-PFOA

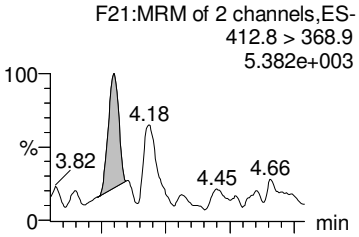

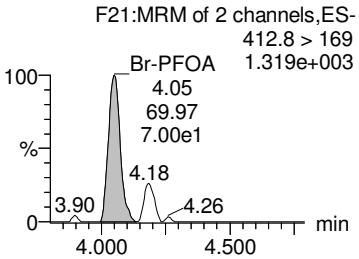

Total PFOA

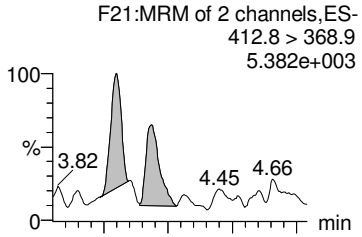

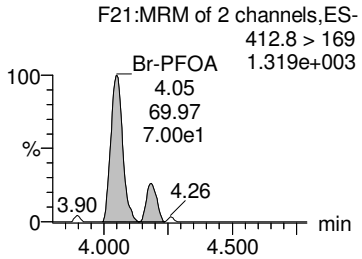

13C2-6:2 FTS

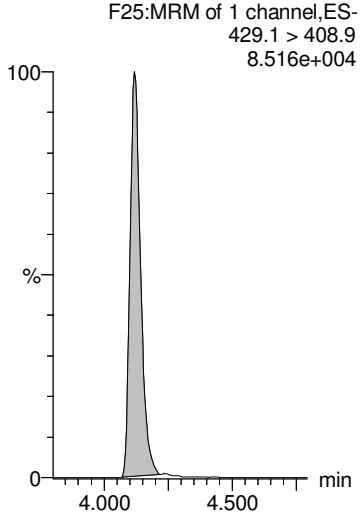

13C2-PFOA

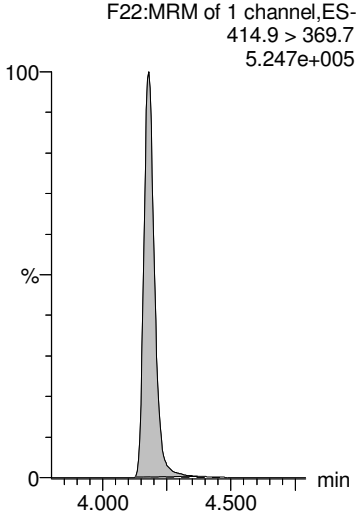

13C2-PFOA

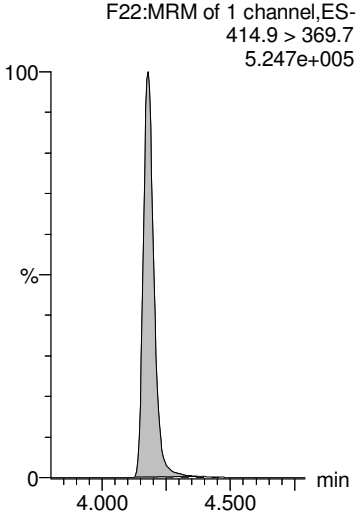

13C2-PFOA

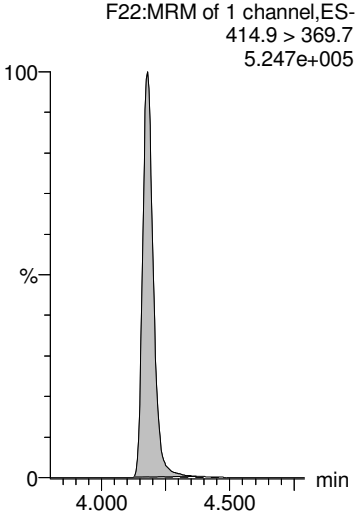

13C2-PFOA

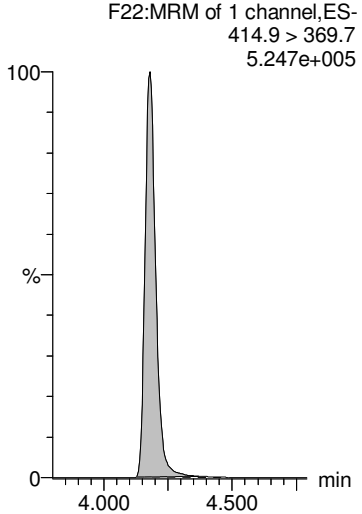

GM 9/20/2018

Dataset: Z:\Projects\PFAS.PRO\Results\180919M1\180919M1-88.qld

MMM 9/21/2018

Last Altered: Thursday, September 20, 2018 16:33:50 Pacific Daylight Time
Printed: Thursday, September 20, 2018 16:34:11 Pacific Daylight Time

Name: 180919M1_88, Date: 20-Sep-2018, Time: 07:27:51, ID: 1802860-08 PW1808281050SK 0.25865, Description: PW1808281050SK

PFNA

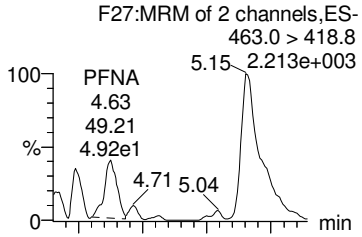

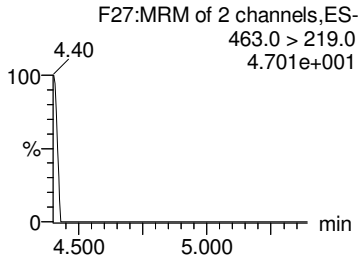

PFOSA

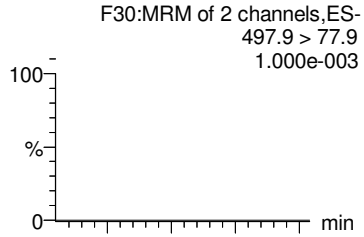

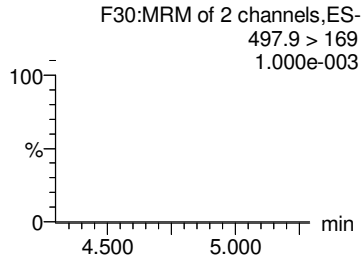

L-PFOS

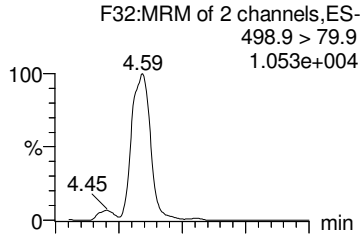

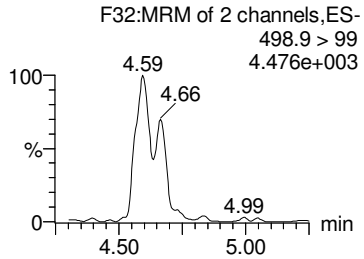

Br-PFOS

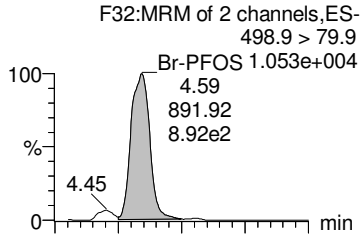

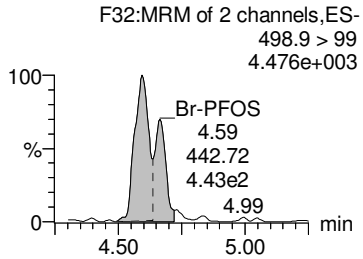

Total PFOS

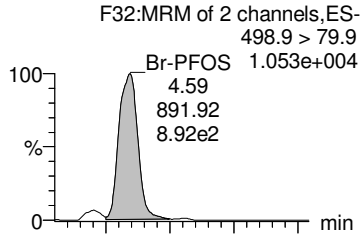

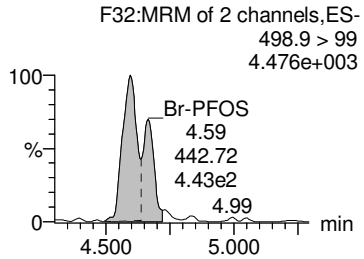

13C5-PFNA

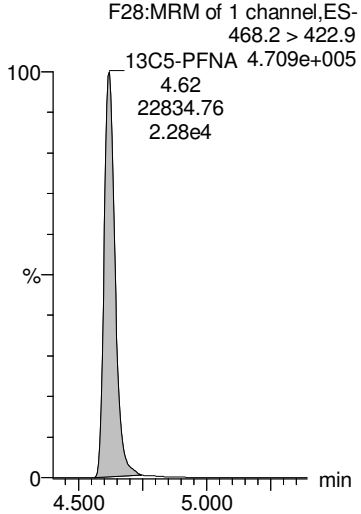

13C8-PFOSA

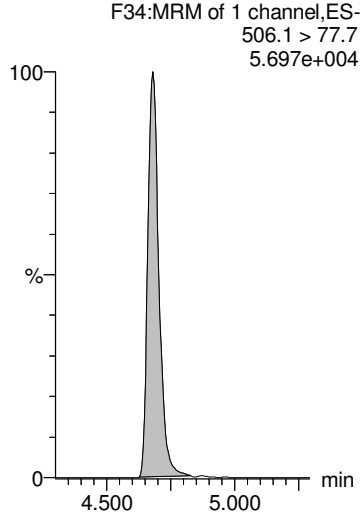

13C8-PFOS

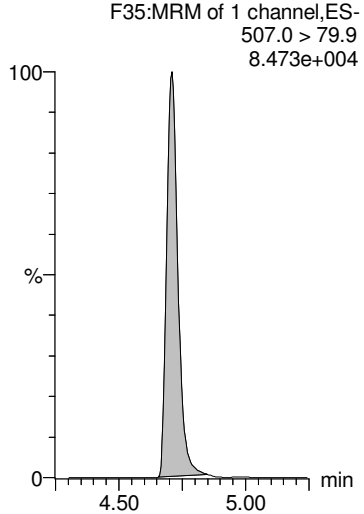

13C8-PFOS

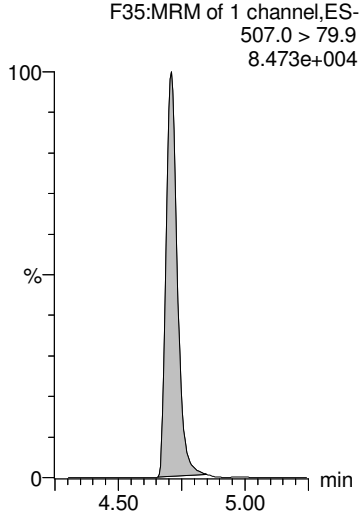

13C8-PFOS

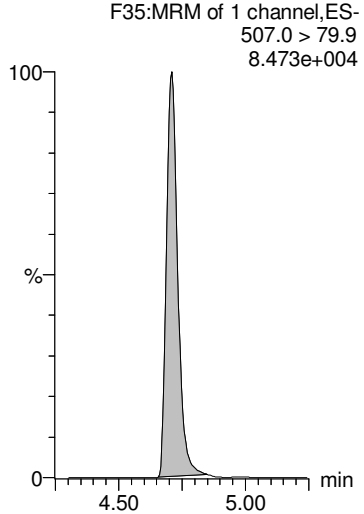

GM 9/20/2018

Dataset: Z:\Projects\PFAS.PRO\Results\180919M1\180919M1-88.qld

MMM 9/21/2018

Last Altered: Thursday, September 20, 2018 16:33:50 Pacific Daylight Time
Printed: Thursday, September 20, 2018 16:34:11 Pacific Daylight Time

Name: 180919M1_88, Date: 20-Sep-2018, Time: 07:27:51, ID: 1802860-08 PW1808281050SK 0.25865, Description: PW1808281050SK

PFDA

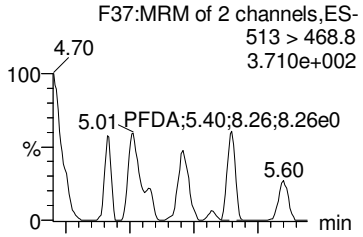

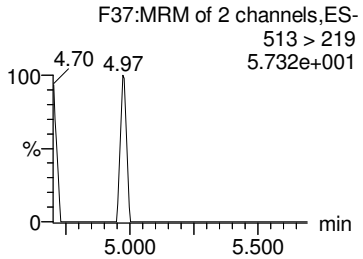

8:2 FTS

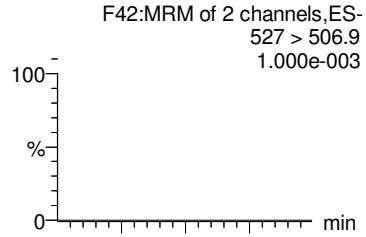

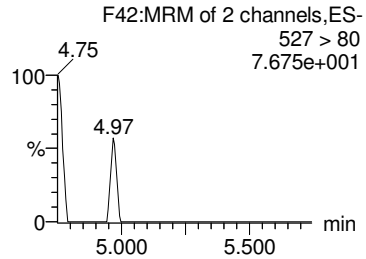

PFNS

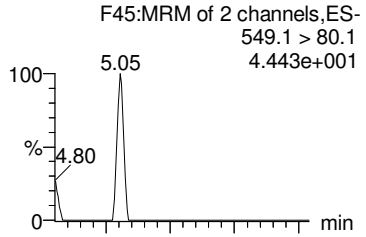

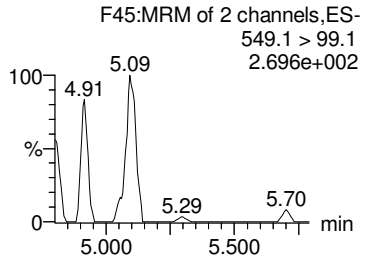

PFDS

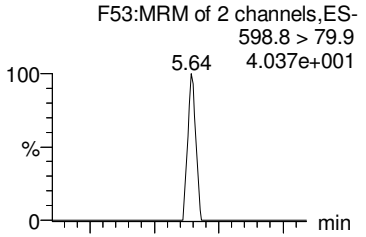

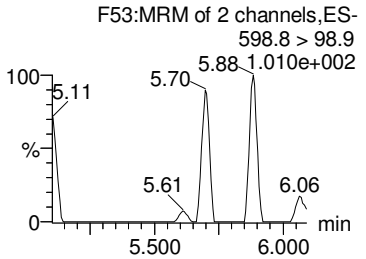

PFUdA

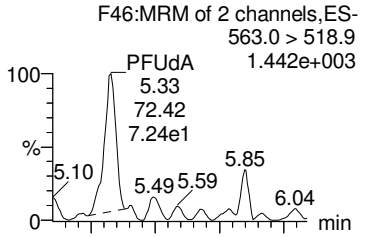

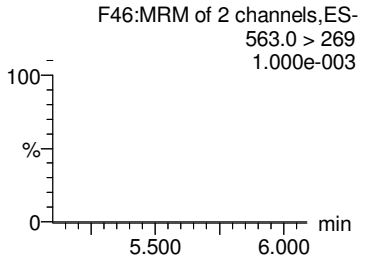

13C2-PFDA

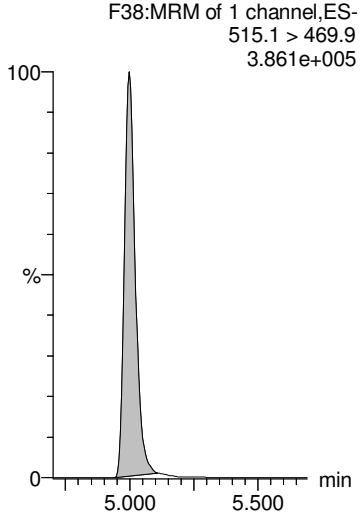

13C2-8:2 FTS

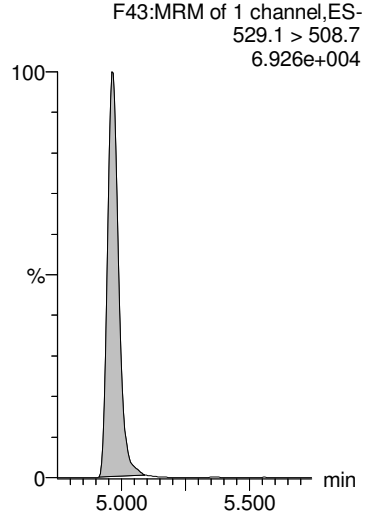

13C8-PFOS

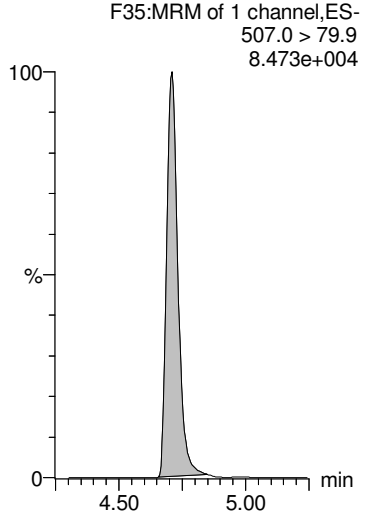

13C8-PFOS

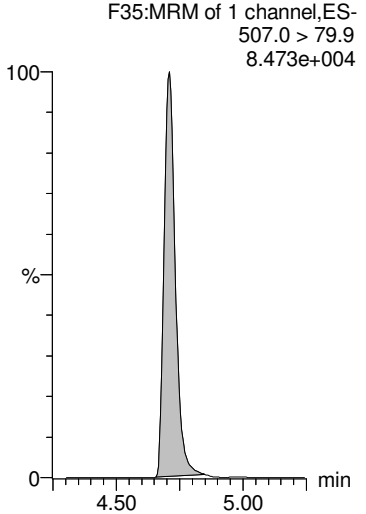

13C2-PFUdA

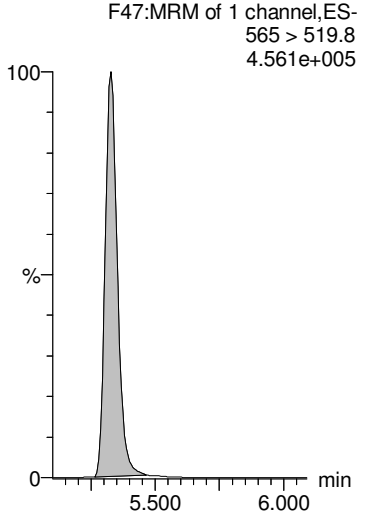

GM 9/20/2018

Dataset: Z:\Projects\PFAS.PRO\Results\180919M1\180919M1-88.qld

MMM 9/21/2018

Last Altered: Thursday, September 20, 2018 16:33:50 Pacific Daylight Time
Printed: Thursday, September 20, 2018 16:34:11 Pacific Daylight Time

Name: 180919M1_88, Date: 20-Sep-2018, Time: 07:27:51, ID: 1802860-08 PW1808281050SK 0.25865, Description: PW1808281050SK

L-MeFOSAA

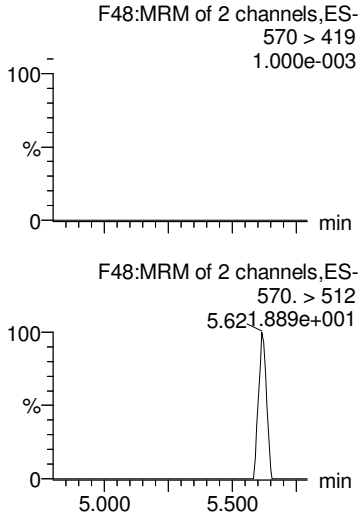

Br-MeFOSAA

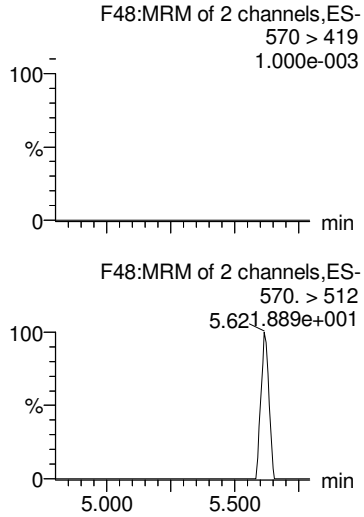

Total N-MeFOSAA

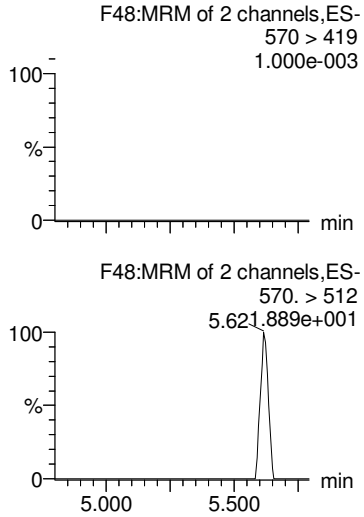

PFTrDA

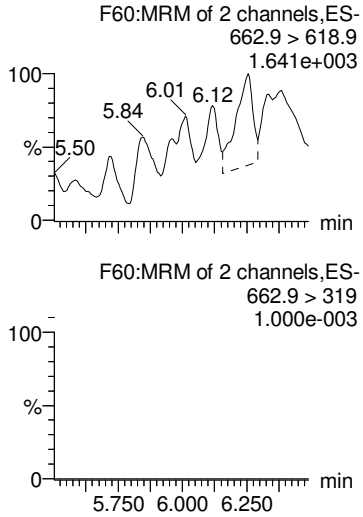

PFTeDA

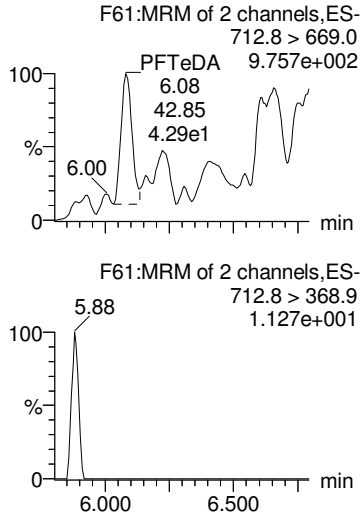

d3-N-MeFOSAA

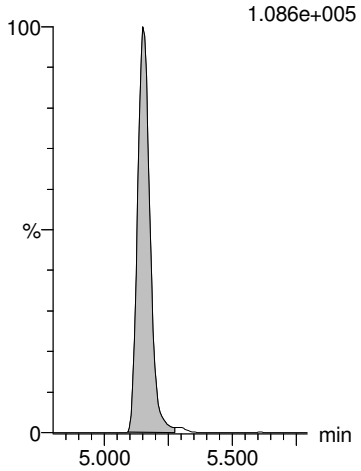

d3-N-MeFOSAA

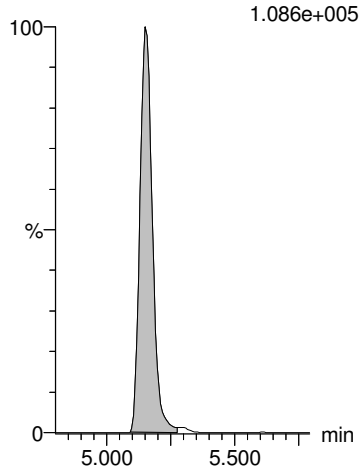

d3-N-MeFOSAA

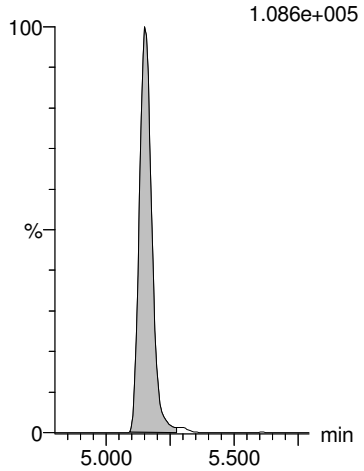

13C2-PFDoA

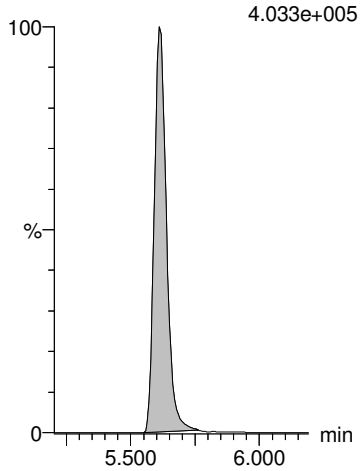

13C2-PFTeDA

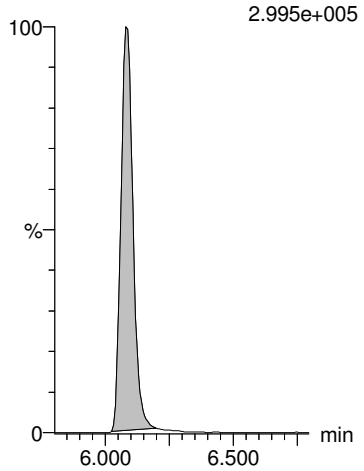

GM 9/20/2018

Dataset: Z:\Projects\PFAS.PRO\Results\180919M1\180919M1-88.qld

MMM 9/21/2018

Last Altered: Thursday, September 20, 2018 16:33:50 Pacific Daylight Time
Printed: Thursday, September 20, 2018 16:34:11 Pacific Daylight Time

Name: 180919M1_88, Date: 20-Sep-2018, Time: 07:27:51, ID: 1802860-08 PW1808281050SK 0.25865, Description: PW1808281050SK

L-EtFOSAA

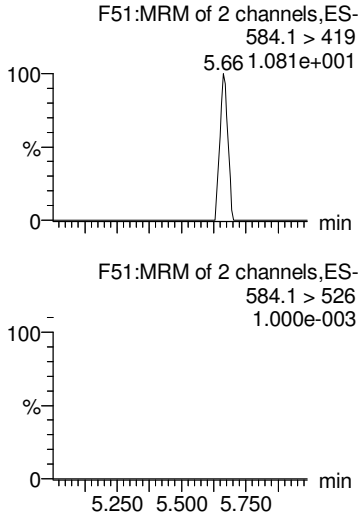

Br-ETFOSAA

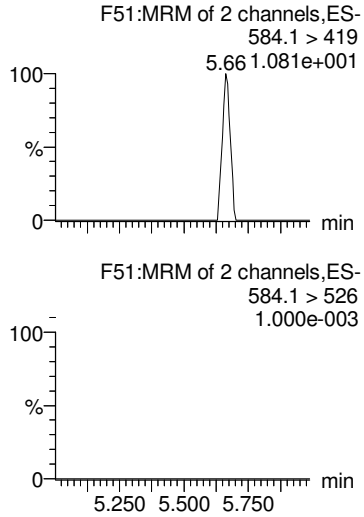

Total N-EtFOSAA

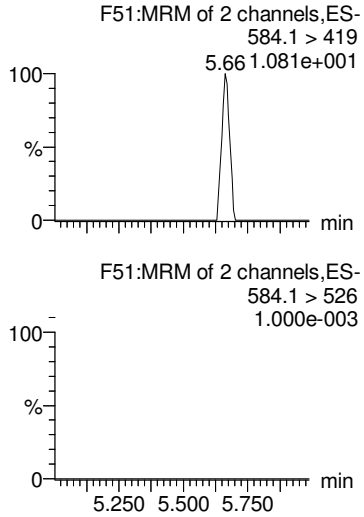

PFDoA

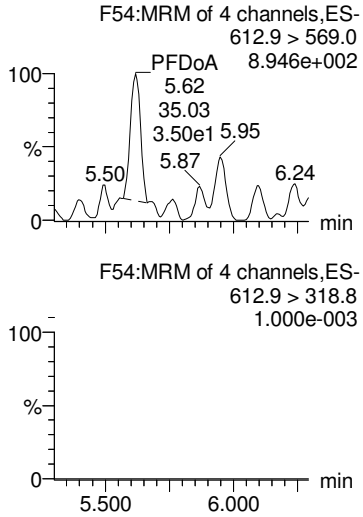

TCDA

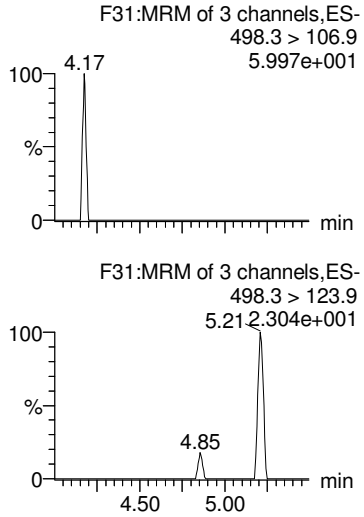

d5-N-EtFOSAA

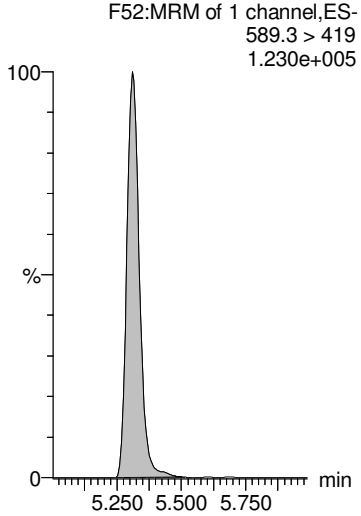

d5-N-EtFOSAA

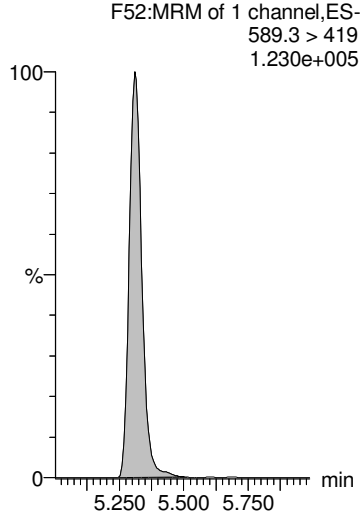

d5-N-EtFOSAA

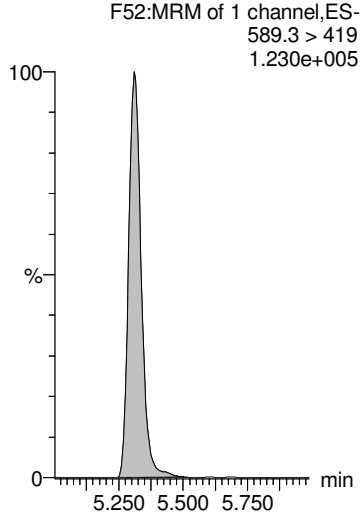

13C2-PFDoA

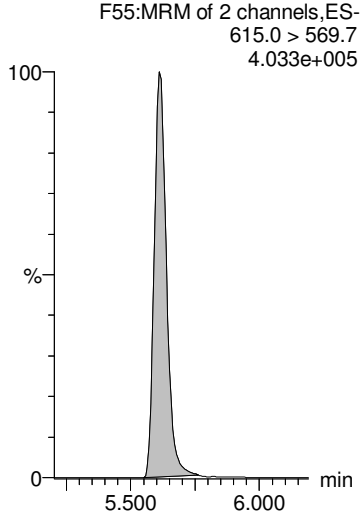

13C8-PFOS

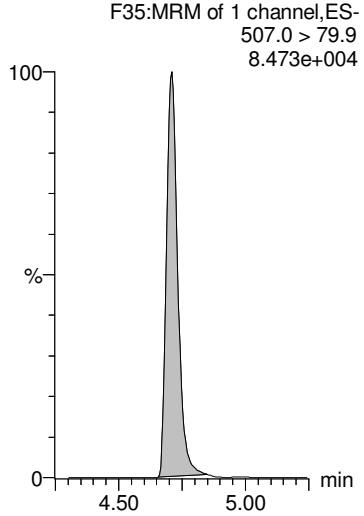

GM 9/20/2018

Dataset: Z:\Projects\PFAS.PRO\Results\180919M1\180919M1-88.qld

MMM 9/21/2018

Last Altered: Thursday, September 20, 2018 16:33:50 Pacific Daylight Time
Printed: Thursday, September 20, 2018 16:34:11 Pacific Daylight Time

Name: 180919M1_88, Date: 20-Sep-2018, Time: 07:27:51, ID: 1802860-08 PW1808281050SK 0.25865, Description: PW1808281050SK

13C4-PFBA

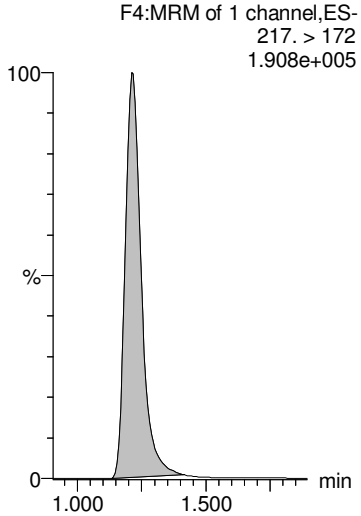

13C5-PFHxA

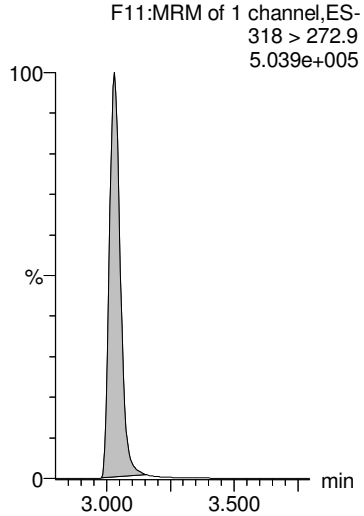

13C3-PFHxS

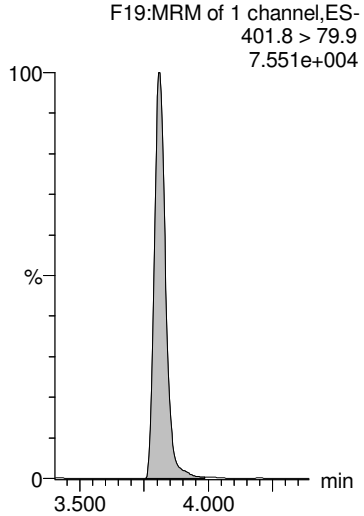

13C8-PFOA

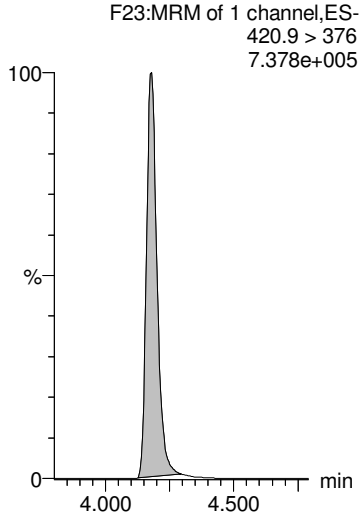

13C9-PFNA

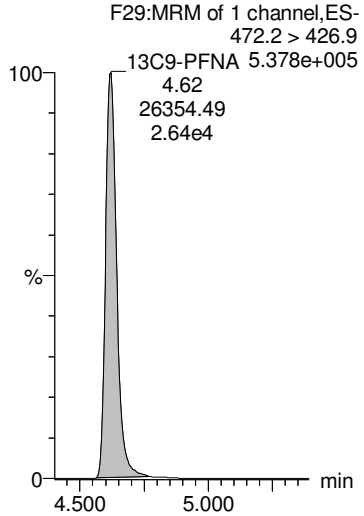

13C4-PFOS

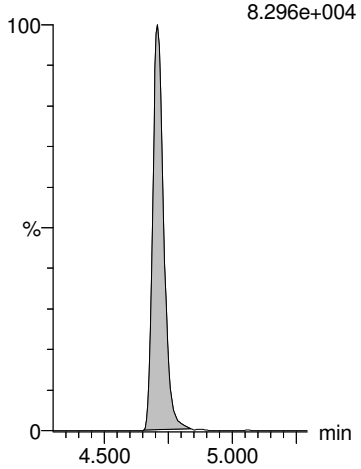

13C6-PFDA

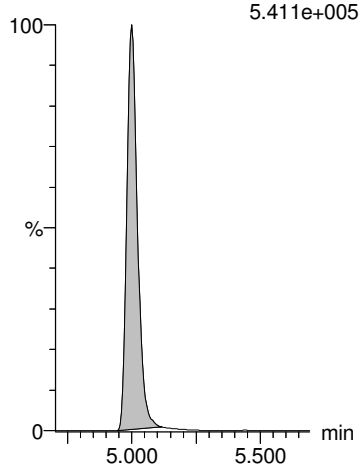

13C7-PFUdA

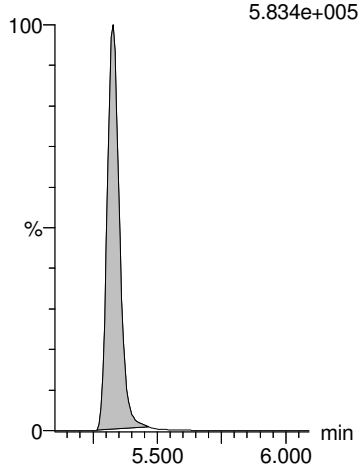

GM 9/20/2018

Dataset: Z:\Projects\PFAS.PRO\Results\180919M1\180919M1-89.qld

MMM 9/21/2018

Last Altered: Thursday, September 20, 2018 16:37:36 Pacific Daylight Time
Printed: Thursday, September 20, 2018 16:40:34 Pacific Daylight Time

Name: 180919M1_89, Date: 20-Sep-2018, Time: 07:38:30, ID: 1802860-09 SW1808281105SK 0.24099, Description: SW1808281105SK

	#	Name	Trace	Area	IS Area	Wt/Vol	RRF	RT	Response	Conc.	%Rec	Ion Ratio	Ratio Out?
1	1	PFBA	213.0 > 168.8	7.03e2	1.12e4	0.241	0.000	1.21	0.782	2.7880			
2	2	PFPeA	263.1 > 218.9	6.05e2	1.52e4	0.241	0.000	2.23	0.497	2.1037			
3	3	PFBS	299.0 > 79.7		2.34e3	0.241							
4	4	4:2 FTS	327.2>307.2		4.18e3	0.241							
5	5	PFHxA	313 > 269	1.02e3	9.94e3	0.241	0.000	3.03	0.511	2.0471		16.5	NO
6	36	13C3-PFBA	216.1 > 171.8	1.12e4	1.55e4	0.241	0.726	1.22	9.08	50.1309	96.6		
7	37	13C3-PFPeA	266. > 221.8	1.52e4	2.87e4	0.241	0.529	2.22	6.61	48.7165	93.9		
8	38	13C3-PFBS	302. > 98.8	2.34e3	4.49e3	0.241	0.522	2.53	6.52	53.8714	103.9		
9	39	13C2-4:2 FTS	329.2>308.9	4.18e3	4.49e3	0.241	0.932	2.94	11.6	44.2978	85.4		
10	40	13C2-PFHxA	315 > 270	9.94e3	2.87e4	0.241	0.865	3.03	4.33	19.0258	91.7		
11	-1												
12	7	PFHpA	363.0 > 318.9	3.77e2	1.64e4	0.241	0.000	3.65	0.288	0.9988		13.3	NO
13	6	PFPeS	349.1>80.1		2.34e3	0.241							
14	8	L-PFHxS	398.9 > 79.6	4.33e2	1.94e3	0.241	0.000	3.81	2.79	6.1059		1.78	NO
15	9	Br-PFHxS	398.9 > 79.6	3.30e1	1.94e3	0.241	0.000	3.69	0.212	0.5872		1.27	NO
16	68	Total PFHxS	398.9 > 79.6	4.66e2	1.94e3	0.241			3.00	6.6931			
17	41	13C4-PFHpA	367.2 > 321.8	1.64e4	2.87e4	0.241	0.570	3.65	7.12	52.3526	100.9		
18	38	13C3-PFBS	302. > 98.8	2.34e3	4.49e3	0.241	0.522	2.53	6.52	53.8714	103.9		
19	42	18O2-PFHxS	403.0 > 102.6	1.94e3	4.49e3	0.241	0.432	3.81	5.40	56.0965	108.1		
20	42	18O2-PFHxS	403.0 > 102.6	1.94e3	4.49e3	0.241	0.432	3.81	5.40	56.0965	108.1		
21	42	18O2-PFHxS	403.0 > 102.6	1.94e3	4.49e3	0.241	0.432	3.81	5.40	56.0965	108.1		
22	-1												
23	10	6:2 FTS	427.1 > 407	1.23e2	4.51e3	0.241	0.000	4.12	0.341	1.1973		2.82	NO
24	13	PFHpS	449 > 80.0	4.08e1	4.58e3	0.241	0.000	4.30	0.111	0.3811		1.50	NO
25	11	L-PFOA	412.8 > 368.9	1.63e3	2.64e4	0.241	0.000	4.18	0.770	2.1476		3.62	NO
26	12	Br-PFOA	412.8 > 368.9		2.64e4	0.241							
27	69	Total PFOA	412.8 > 368.9	1.63e3	2.64e4	0.241			0.770	2.1476			
28	43	13C2-6:2 FTS	429.1 > 408.9	4.51e3	4.87e3	0.241	0.926	4.12	11.6	41.3609	79.7		
29	44	13C2-PFOA	414.9 > 369.7	2.64e4	4.02e4	0.241	0.657	4.18	8.22	48.6012	93.7		
30	44	13C2-PFOA	414.9 > 369.7	2.64e4	4.02e4	0.241	0.657	4.18	8.22	48.6012	93.7		
31	44	13C2-PFOA	414.9 > 369.7	2.64e4	4.02e4	0.241	0.657	4.18	8.22	48.6012	93.7		
32	44	13C2-PFOA	414.9 > 369.7	2.64e4	4.02e4	0.241	0.657	4.18	8.22	48.6012	93.7		
33	-1												
34	14	PFNA	463.0 > 418.8	2.10e2	2.53e4	0.241	0.000	4.63	0.103	0.3241		7.69	YES
35	15	PFOSA	497.9 > 77.9		3.56e3	0.241							
36	16	L-PFOS	498.9 > 79.9	1.13e3	4.58e3	0.241	0.000	4.71	3.10	12.8446		1.57	NO
37	17	Br-PFOS	498.9 > 79.9	4.14e2	4.58e3	0.241	0.000	4.57	1.13	4.6583		2.98	NO

GM 9/20/2018

Dataset: Z:\Projects\PFAS.PRO\Results\180919M1\180919M1-89.qld

MMM 9/21/2018

Last Altered: Thursday, September 20, 2018 16:37:36 Pacific Daylight Time
Printed: Thursday, September 20, 2018 16:40:34 Pacific Daylight Time

Name: 180919M1_89, Date: 20-Sep-2018, Time: 07:38:30, ID: 1802860-09 SW1808281105SK 0.24099, Description: SW1808281105SK

	#	Name	Trace	Area	IS Area	Wt/Vol	RRF	RT	Response	Conc.	%Rec	Ion Ratio	Ratio Out?
38	70	Total PFOS	498.9 > 79.9	1.55e3	4.58e3	0.241			4.22	17.5029			
39	45	13C5-PFNA	468.2 > 422.9	2.53e4	2.99e4	0.241	0.847	4.62	10.6	45.4921	87.7		
40	46	13C8-PFOSA	506.1 > 77.7	3.56e3	3.64e4	0.241	0.0978	4.68	1.22	30.4809	58.8		
41	47	13C8-PFOS	507.0 > 79.9	4.58e3	4.87e3	0.241	0.942	4.71	11.8	46.6435	89.9		
42	47	13C8-PFOS	507.0 > 79.9	4.58e3	4.87e3	0.241	0.942	4.71	11.8	46.6435	89.9		
43	47	13C8-PFOS	507.0 > 79.9	4.58e3	4.87e3	0.241	0.942	4.71	11.8	46.6435	89.9		
44	-1												
45	18	PFDA	513 > 468.8		2.41e4	0.241							
46	19	8:2 FTS	527 > 506.9		3.51e3	0.241							
47	20	PFNS	549.1 > 80.1		4.58e3	0.241							
48	26	PFDS	598.8 > 79.9		4.58e3	0.241							
49	25	PFUdA	563.0 > 518.9	6.79e1	2.97e4	0.241	0.000	5.33	0.0286	0.0762		9.63	NO
50	48	13C2-PFDA	515.1 > 469.9	2.41e4	3.11e4	0.241	0.773	5.00	9.66	43.5676	84.0		
51	49	13C2-8:2 FTS	529.1 > 508.7	3.51e3	4.87e3	0.241	0.721	4.97	9.01	41.2911	79.6		
52	47	13C8-PFOS	507.0 > 79.9	4.58e3	4.87e3	0.241	0.942	4.71	11.8	46.6435	89.9		
53	47	13C8-PFOS	507.0 > 79.9	4.58e3	4.87e3	0.241	0.942	4.71	11.8	46.6435	89.9		
54	51	13C2-PFUdA	565 > 519.8	2.97e4	3.64e4	0.241	0.814	5.33	10.2	43.2953	83.5		
55	-1												
56	21	L-MeFOSAA	570 > 419		6.97e3	0.241							
57	22	Br-MeFOSAA	570. > 419		6.97e3	0.241							
58	71	Total N-MeFOSAA	570. > 419	0.00e0	6.97e3	0.241			0.000				
59	29	PFTrDA	662.9 > 618.9		2.65e4	0.241							
60	30	PFTeDA	712.8 > 669.0		1.76e4	0.241							
61	50	d3-N-MeFOSAA	573.3 > 419	6.97e3	3.64e4	0.241	0.191	5.15	2.39	43.1263	83.1		
62	50	d3-N-MeFOSAA	573.3 > 419	6.97e3	3.64e4	0.241	0.191	5.15	2.39	43.1263	83.1		
63	50	d3-N-MeFOSAA	573.3 > 419	6.97e3	3.64e4	0.241	0.191	5.15	2.39	43.1263	83.1		
64	53	13C2-PFDoA	615.0 > 569.7	2.65e4	3.11e4	0.241	0.851	5.61	10.6	40.0594	77.2		
65	55	13C2-PFTeDA	714.8 > 669.6	1.76e4	3.64e4	0.241	0.483	6.08	6.04	39.4307	76.0		
66	-1												
67	23	L-EtFOSAA	584.1 > 419		8.18e3	0.241							
68	24	Br-ETFOSAA	584.1 > 419		8.18e3	0.241							
69	72	Total N-EtFOSAA	584.1 > 419	0.00e0	8.18e3	0.241			0.000				
70	27	PFDoA	612.9 > 569.0	4.98e1	2.65e4	0.241	0.000	5.62	0.0235			19.1	YES
71	73	TCDA	498.3>106.9			0.241							
72	52	d5-N-EtFOSAA	589.3 > 419	8.18e3	3.64e4	0.241	0.225	5.31	2.81	45.5046	87.7		
73	52	d5-N-EtFOSAA	589.3 > 419	8.18e3	3.64e4	0.241	0.225	5.31	2.81	45.5046	87.7		
74	52	d5-N-EtFOSAA	589.3 > 419	8.18e3	3.64e4	0.241	0.225	5.31	2.81	45.5046	87.7		

GM 9/20/2018

Dataset: Z:\Projects\PFAS.PRO\Results\180919M1\180919M1-89.qld

MMM 9/21/2018

Last Altered: Thursday, September 20, 2018 16:37:36 Pacific Daylight Time
Printed: Thursday, September 20, 2018 16:40:34 Pacific Daylight Time

Name: 180919M1_89, Date: 20-Sep-2018, Time: 07:38:30, ID: 1802860-09 SW1808281105SK 0.24099, Description: SW1808281105SK

	#	Name	Trace	Area	IS Area	Wt/Vol	RRF	RT	Response	Conc.	%Rec	Ion Ratio	Ratio Out?
75	53	13C2-PFDoA	615.0 > 569.7	2.65e4	3.11e4	0.241	0.851	5.61	10.6	40.0594	77.2		
76	47	13C8-PFOS	507.0 > 79.9	4.58e3	4.87e3	0.241	0.942	4.71	11.8	46.6435	89.9		
77	-1												
78	60	13C4-PFBA	217. > 172	1.55e4	1.55e4	0.241	1.00	1.22	12.5	51.8694	100.0		
79	61	13C5-PFHxA	318 > 272.9	2.87e4	2.87e4	0.241	1.00	3.03	12.5	51.8694	100.0		
80	62	13C3-PFHxS	401.8 > 79.9	4.49e3	4.49e3	0.241	1.00	3.81	12.5	51.8694	100.0		
81	63	13C8-PFOA	420.9 > 376	4.02e4	4.02e4	0.241	1.00	4.18	12.5	51.8694	100.0		
82	64	13C9-PFNA	472.2 > 426.9	2.99e4	2.99e4	0.241	1.00	4.62	12.5	51.8694	100.0		
83	65	13C4-PFOS	503 > 79.9	4.87e3	4.87e3	0.241	1.00	4.71	12.5	51.8694	100.0		
84	66	13C6-PFDA	519.1 > 473.7	3.11e4	3.11e4	0.241	1.00	5.00	12.5	51.8694	100.0		
85	67	13C7-PFUdA	570.1 > 524.8	3.64e4	3.64e4	0.241	1.00	5.33	12.5	51.8694	100.0		

GM 9/20/2018

Dataset: Z:\Projects\PFAS.PRO\Results\180919M1\180919M1-89.qld

MMM 9/21/2018

Last Altered: Thursday, September 20, 2018 16:37:36 Pacific Daylight Time
Printed: Thursday, September 20, 2018 16:40:34 Pacific Daylight Time

Method: Z:\Projects\PFAS.pro\MethDB\PFAS_FULL_80C_091918.mdb 20 Sep 2018 08:42:56
Calibration: Z:\Projects\PFAS.pro\CurveDB\C18_VAL-PFAS_Q4_09-18-18.cdb 19 Sep 2018 09:23:23

Name: 180919M1_89, Date: 20-Sep-2018, Time: 07:38:30, ID: 1802860-09 SW1808281105SK 0.24099, Description: SW1808281105SK

PFBA

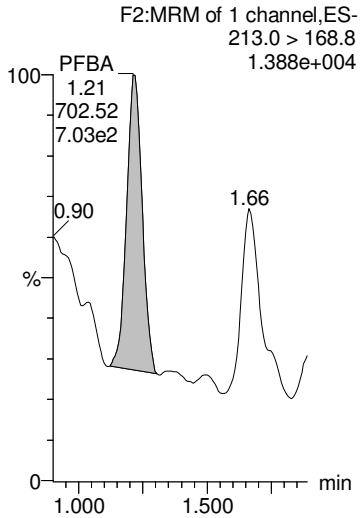

PFPeA

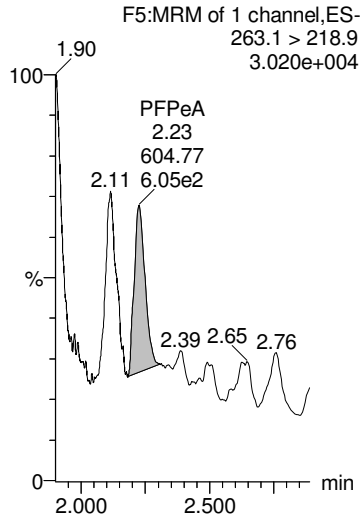

PFBS

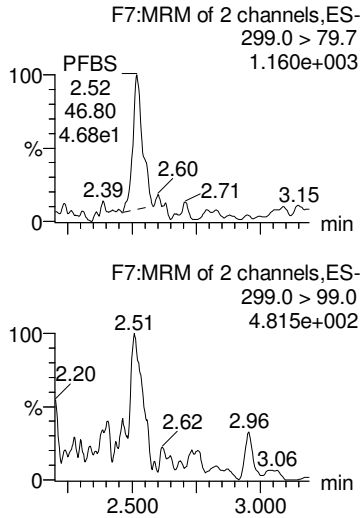

4:2 FTS

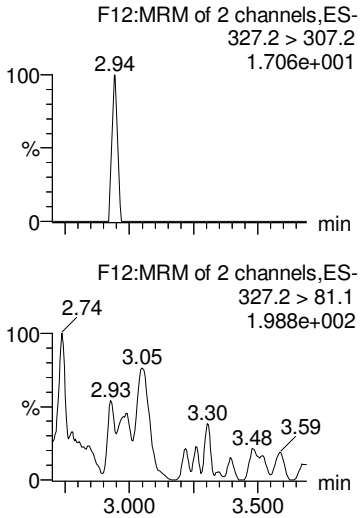

PFHxA

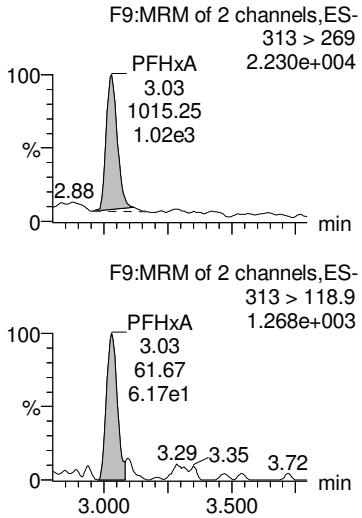

13C3-PFBA

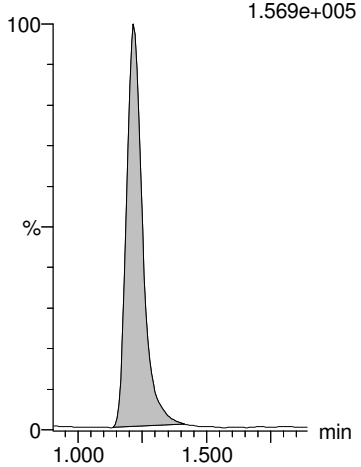

13C3-PFPeA

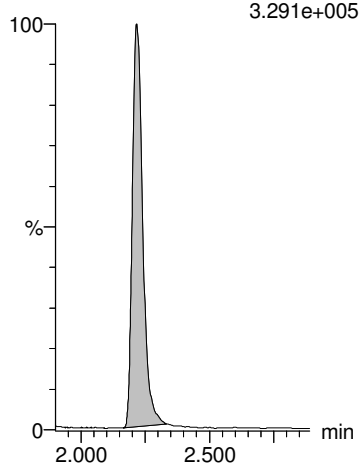

13C3-PFBS

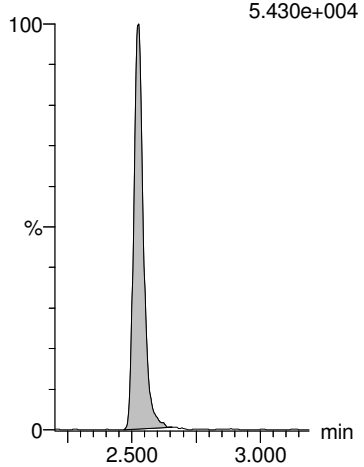

13C2-4:2 FTS

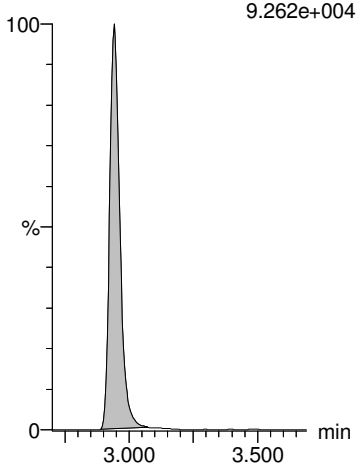

13C2-PFHxA

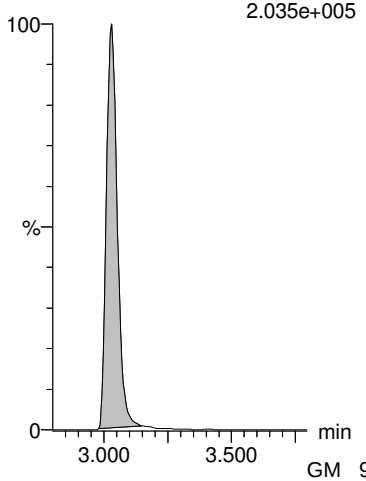

GM 9/20/2018

Dataset: Z:\Projects\PFAS.PRO\Results\180919M1\180919M1-89.qld

MMM 9/21/2018

Last Altered: Thursday, September 20, 2018 16:37:36 Pacific Daylight Time
Printed: Thursday, September 20, 2018 16:40:34 Pacific Daylight Time

Name: 180919M1_89, Date: 20-Sep-2018, Time: 07:38:30, ID: 1802860-09 SW1808281105SK 0.24099, Description: SW1808281105SK

PFHpA

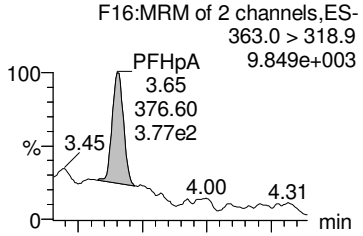

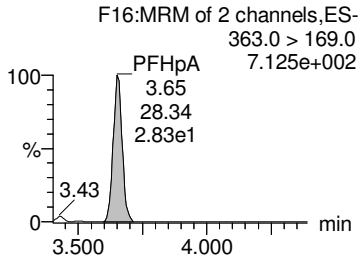

PFPeS

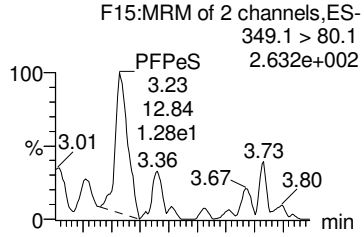

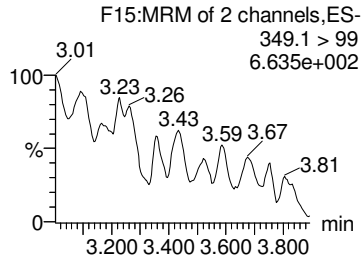

L-PFHxS

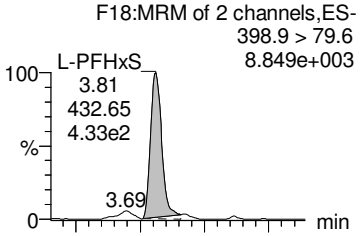

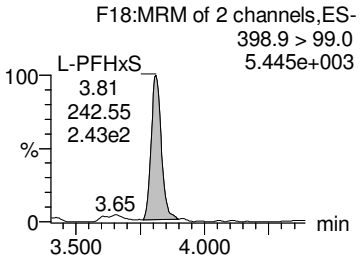

Br-PFHxS

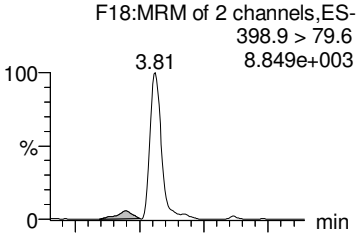

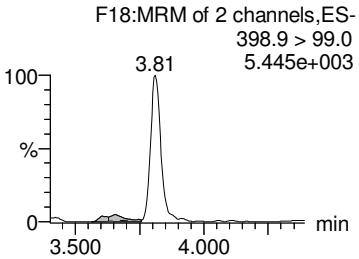

Total PFHxS

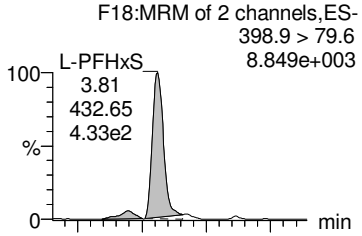

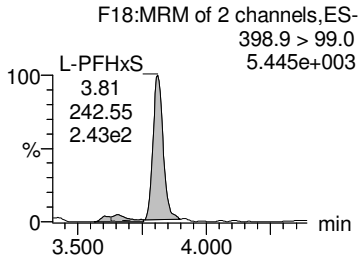

13C4-PFHpA

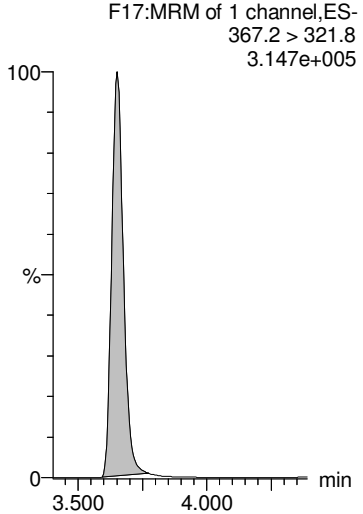

13C3-PFBS

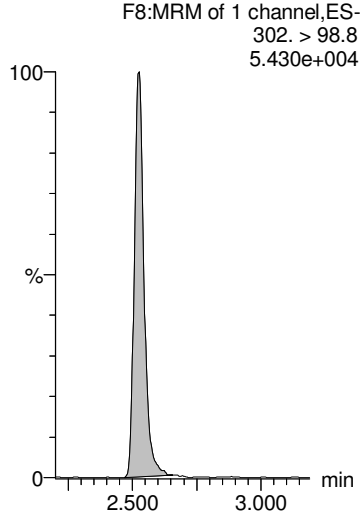

18O2-PFHxS

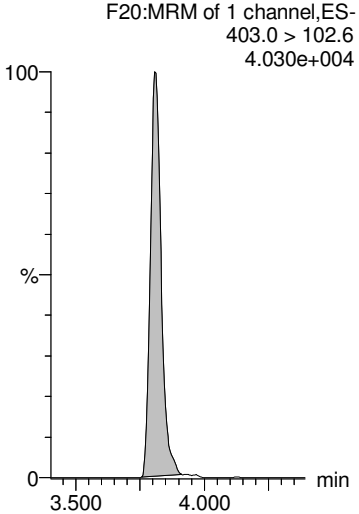

18O2-PFHxS

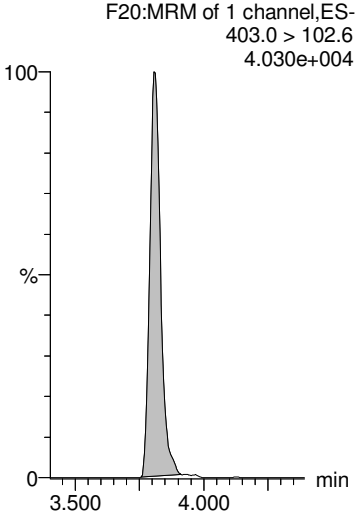

18O2-PFHxS

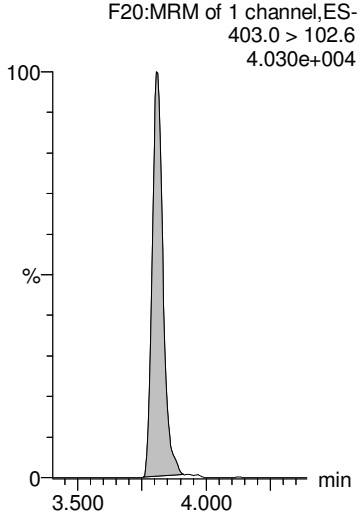

GM 9/20/2018

Dataset: Z:\Projects\PFAS.PRO\Results\180919M1\180919M1-89.qld

MMM 9/21/2018

Last Altered: Thursday, September 20, 2018 16:37:36 Pacific Daylight Time
Printed: Thursday, September 20, 2018 16:40:34 Pacific Daylight Time

Name: 180919M1_89, Date: 20-Sep-2018, Time: 07:38:30, ID: 1802860-09 SW1808281105SK 0.24099, Description: SW1808281105SK

6:2 FTS

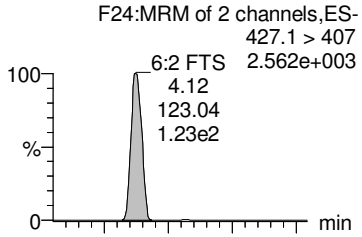

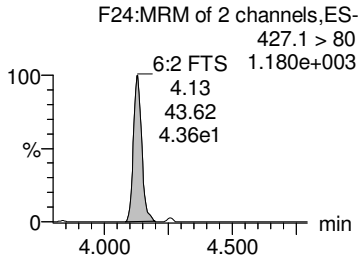

PFHpS

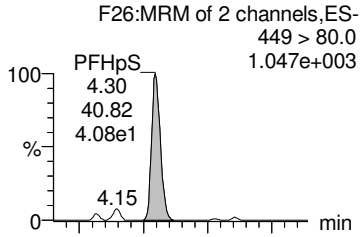

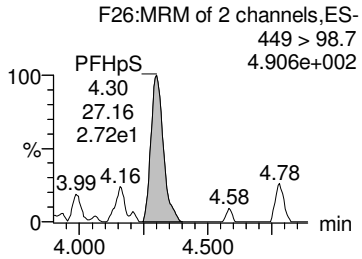

L-PFOA

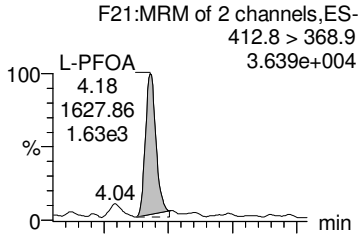

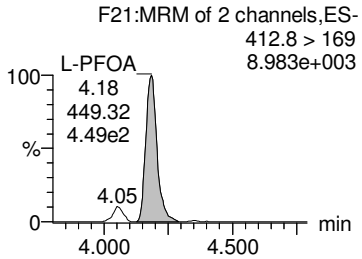

Br-PFOA

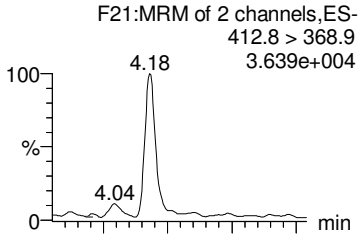

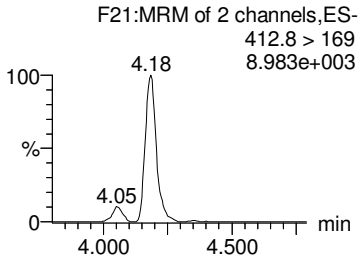

Total PFOA

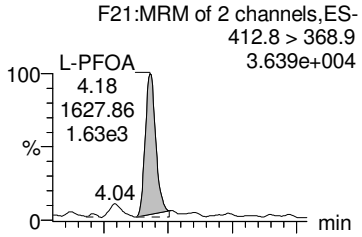

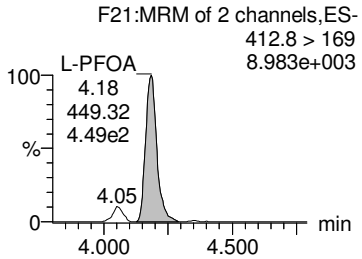

13C2-6:2 FTS

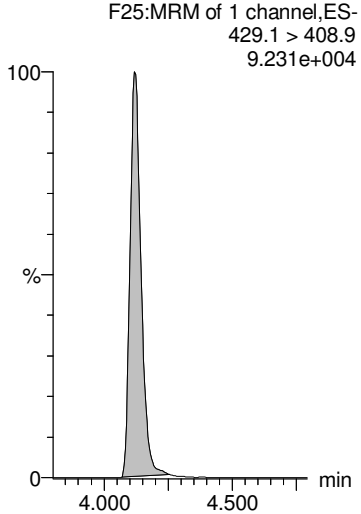

13C2-PFOA

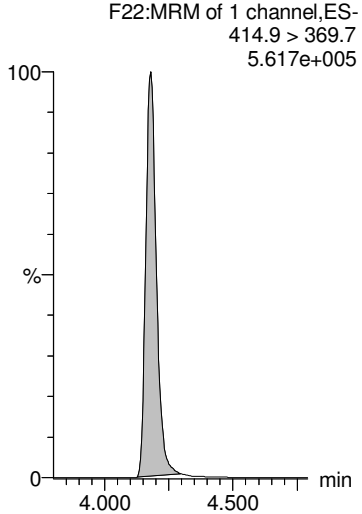

13C2-PFOA

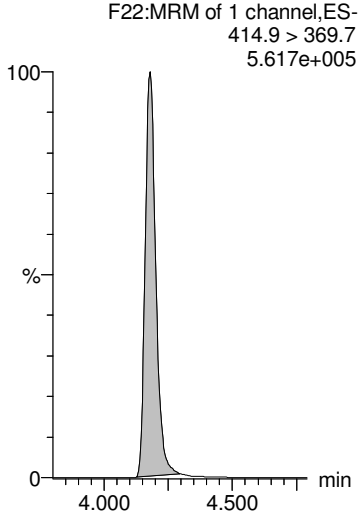

13C2-PFOA

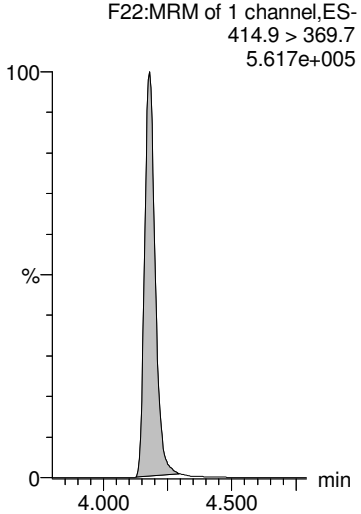

13C2-PFOA

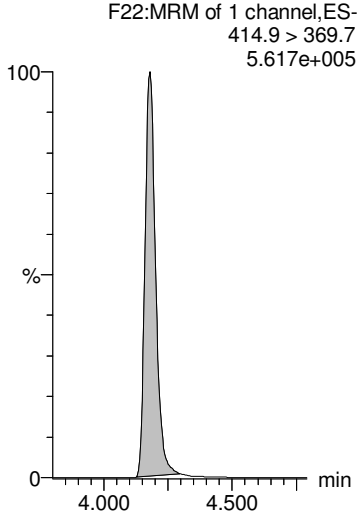

GM 9/20/2018

Dataset: Z:\Projects\PFAS.PRO\Results\180919M1\180919M1-89.qld

MMM 9/21/2018

Last Altered: Thursday, September 20, 2018 16:37:36 Pacific Daylight Time
Printed: Thursday, September 20, 2018 16:40:34 Pacific Daylight Time

Name: 180919M1_89, Date: 20-Sep-2018, Time: 07:38:30, ID: 1802860-09 SW1808281105SK 0.24099, Description: SW1808281105SK

PFNA

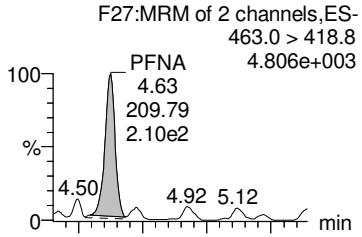

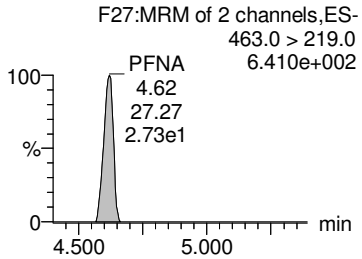

PFOSA

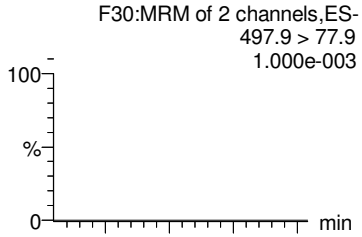

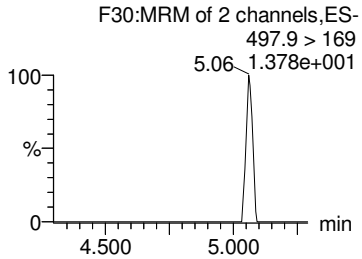

L-PFOS

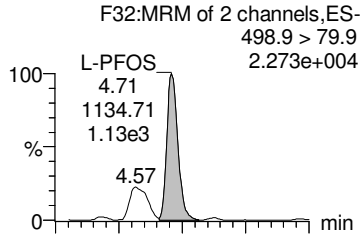

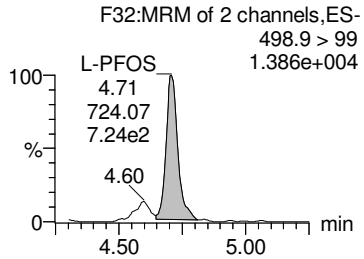

Br-PFOS

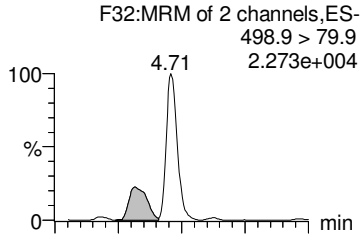

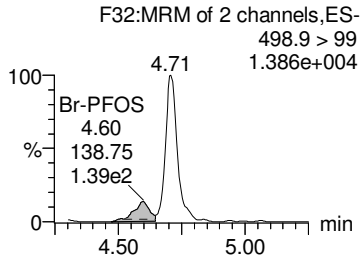

Total PFOS

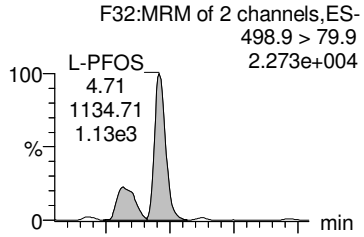

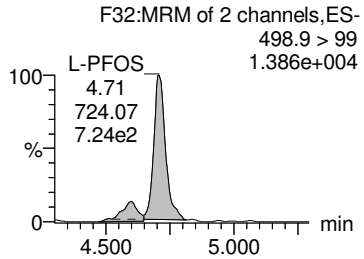

13C5-PFNA

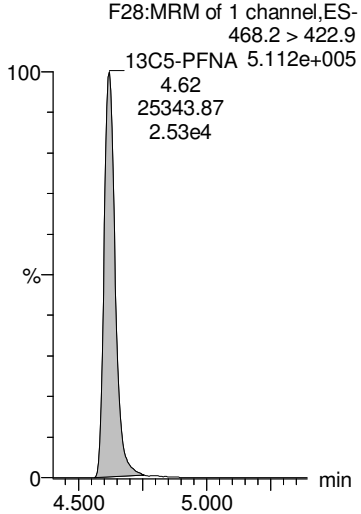

13C8-PFOSA

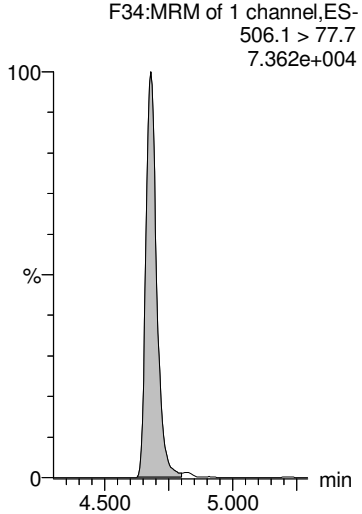

13C8-PFOS

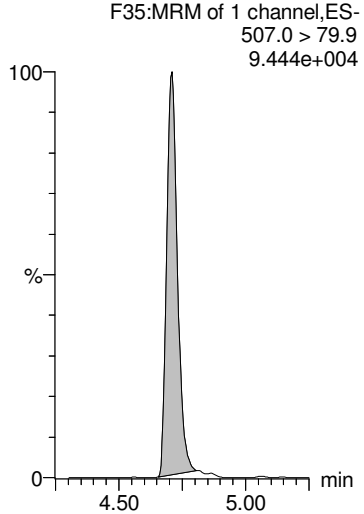

13C8-PFOS

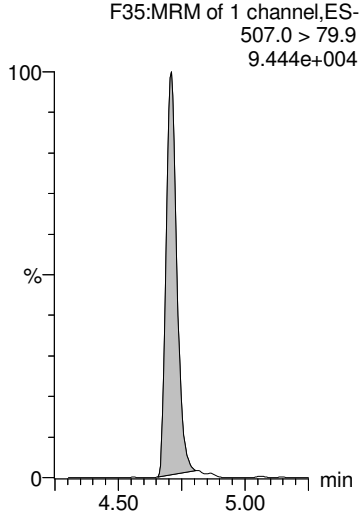

13C8-PFOS

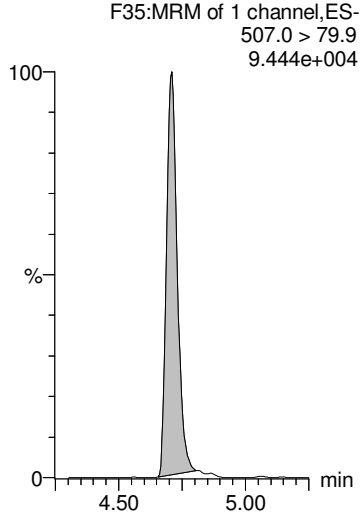

GM 9/20/2018

Dataset: Z:\Projects\PFAS.PRO\Results\180919M1\180919M1-89.qld

MMM 9/21/2018

Last Altered: Thursday, September 20, 2018 16:37:36 Pacific Daylight Time
Printed: Thursday, September 20, 2018 16:40:34 Pacific Daylight Time

Name: 180919M1_89, Date: 20-Sep-2018, Time: 07:38:30, ID: 1802860-09 SW1808281105SK 0.24099, Description: SW1808281105SK

PFDA

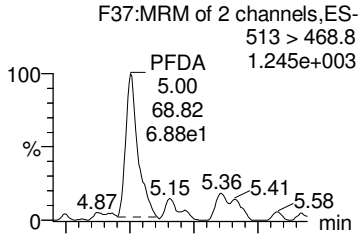

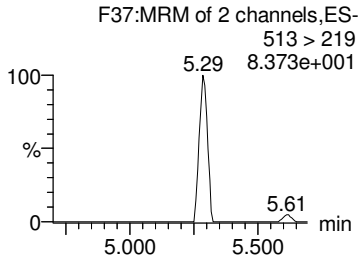

8:2 FTS

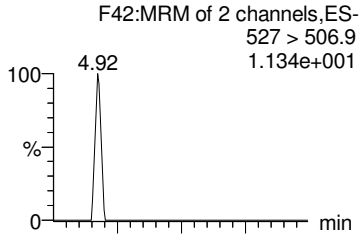

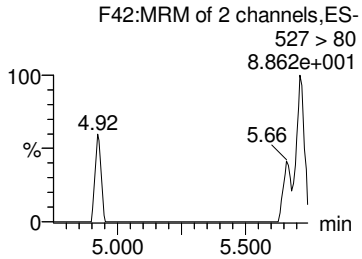

PFNS

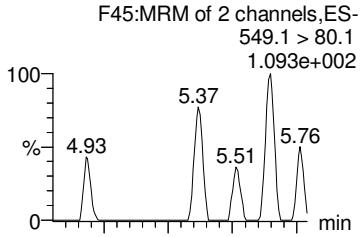

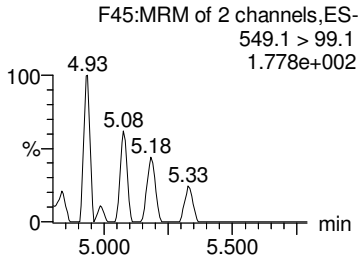

PFDS

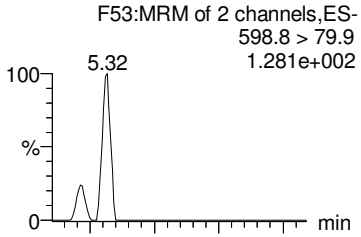

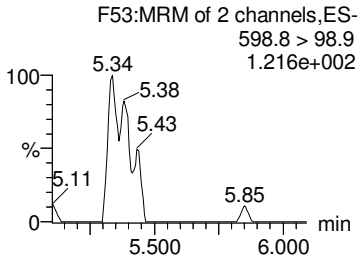

PFUdA

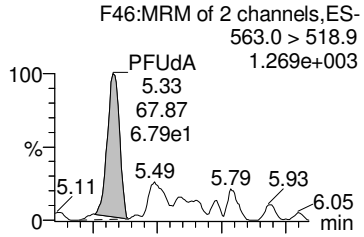

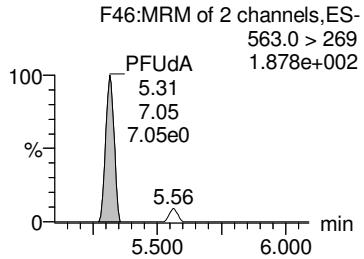

13C2-PFDA

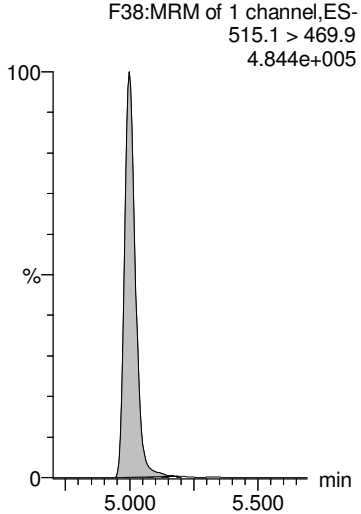

13C2-8:2 FTS

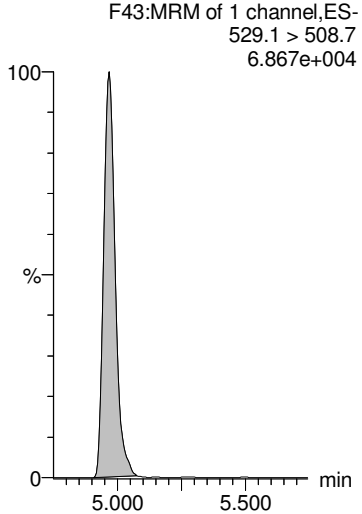

13C8-PFOS

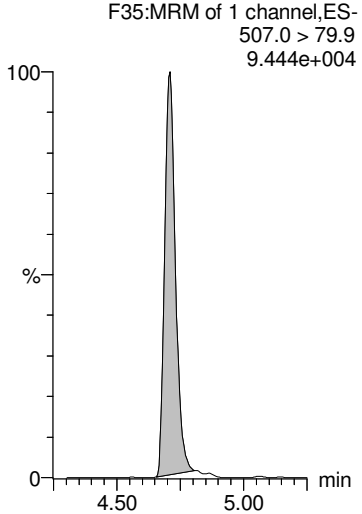

13C8-PFOS

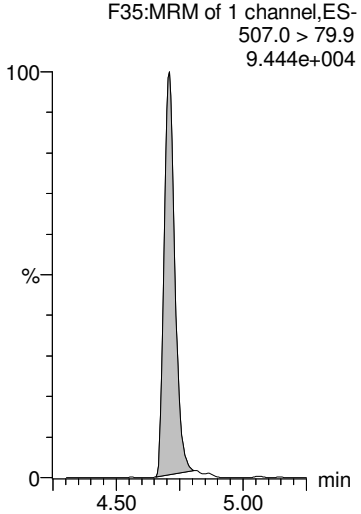

13C2-PFUdA

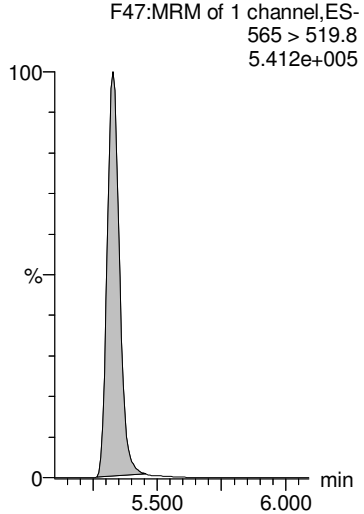

GM 9/20/2018

Dataset: Z:\Projects\PFAS.PRO\Results\180919M1\180919M1-89.qld

MMM 9/21/2018

Last Altered: Thursday, September 20, 2018 16:37:36 Pacific Daylight Time
Printed: Thursday, September 20, 2018 16:40:34 Pacific Daylight Time

Name: 180919M1_89, Date: 20-Sep-2018, Time: 07:38:30, ID: 1802860-09 SW1808281105SK 0.24099, Description: SW1808281105SK

L-MeFOSAA

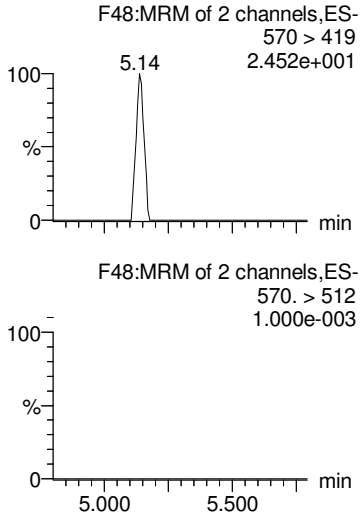

Br-MeFOSAA

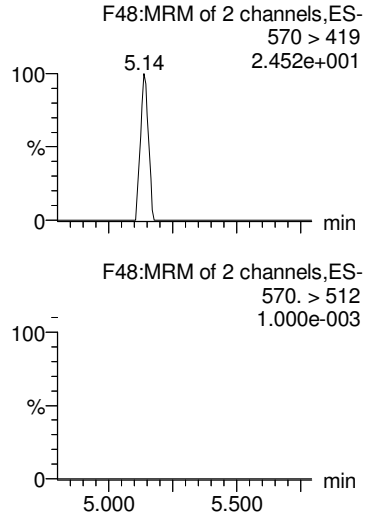

Total N-MeFOSAA

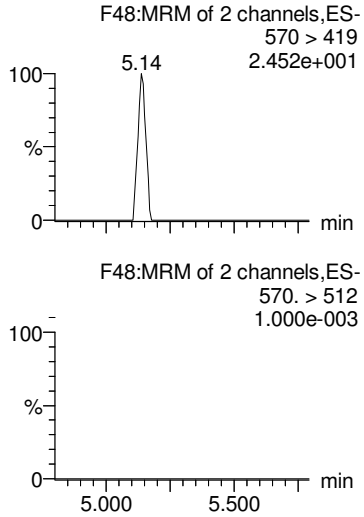

PFTrDA

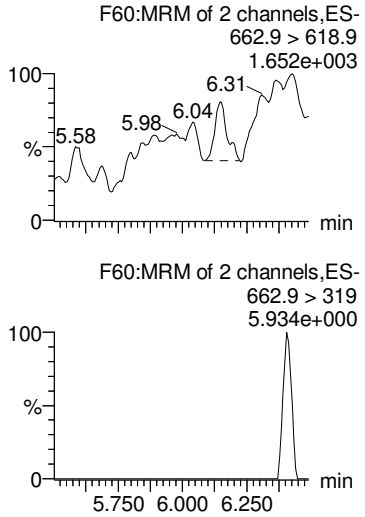

PFTeDA

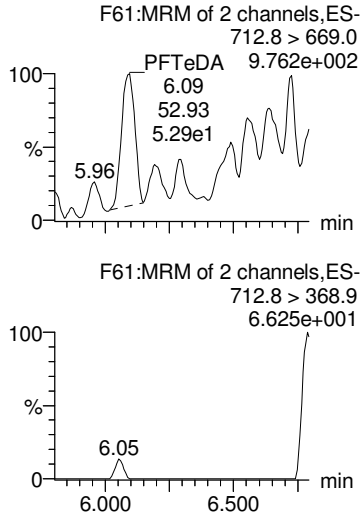

d3-N-MeFOSAA

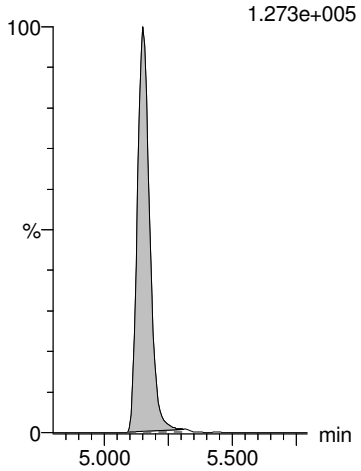

d3-N-MeFOSAA

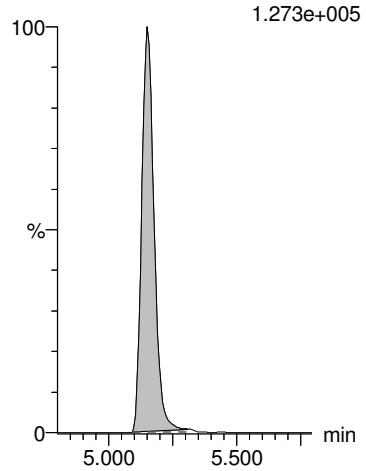

d3-N-MeFOSAA

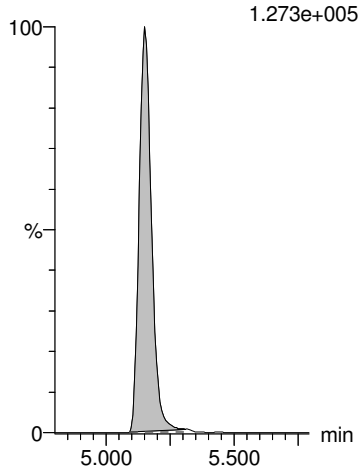

13C2-PFDoA

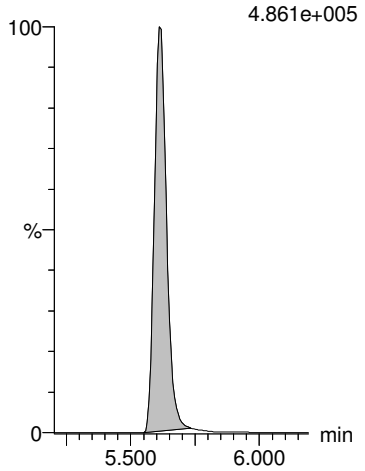

13C2-PFTeDA

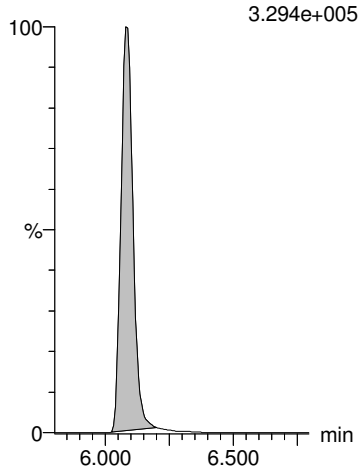

GM 9/20/2018

Dataset: Z:\Projects\PFAS.PRO\Results\180919M1\180919M1-89.qld

MMM 9/21/2018

Last Altered: Thursday, September 20, 2018 16:37:36 Pacific Daylight Time
Printed: Thursday, September 20, 2018 16:40:34 Pacific Daylight Time

Name: 180919M1_89, Date: 20-Sep-2018, Time: 07:38:30, ID: 1802860-09 SW1808281105SK 0.24099, Description: SW1808281105SK

L-EtFOSAA

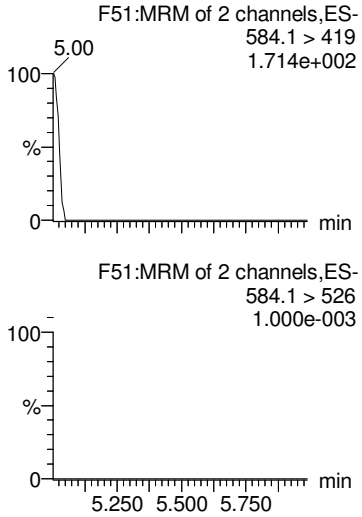

Br-ETFOSAA

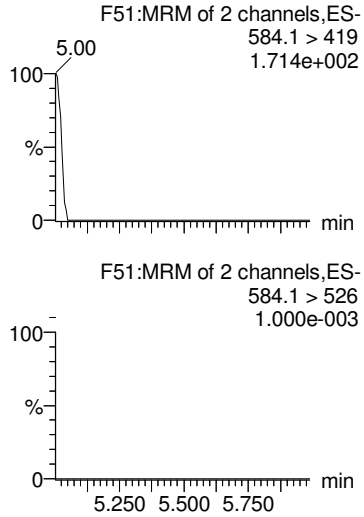

Total N-EtFOSAA

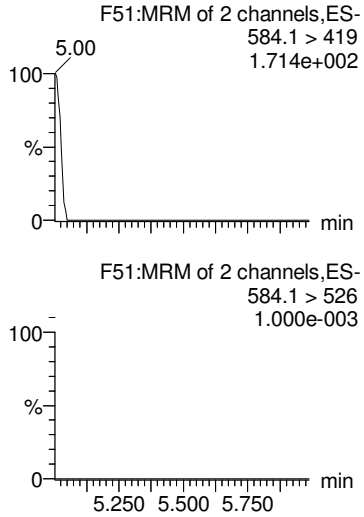

PFDoA

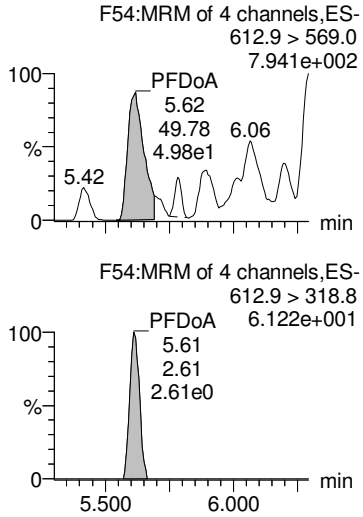

TCDA

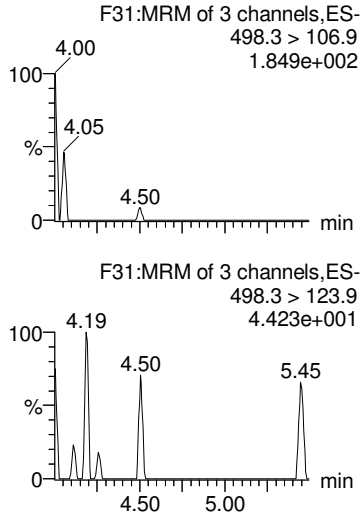

d5-N-EtFOSAA

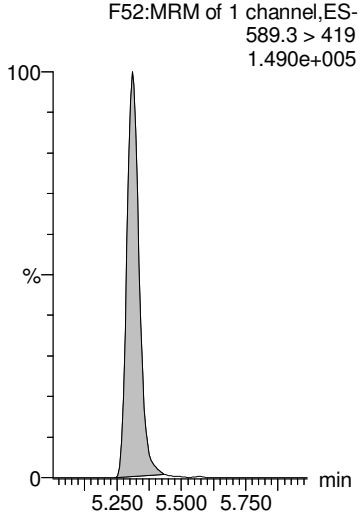

d5-N-EtFOSAA

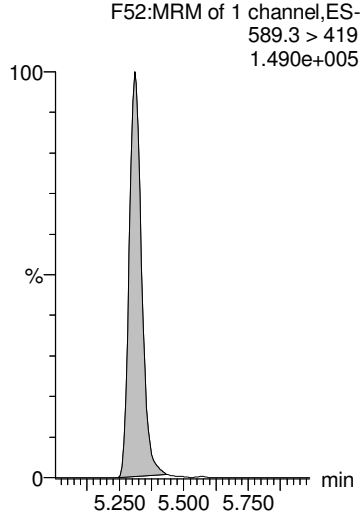

d5-N-EtFOSAA

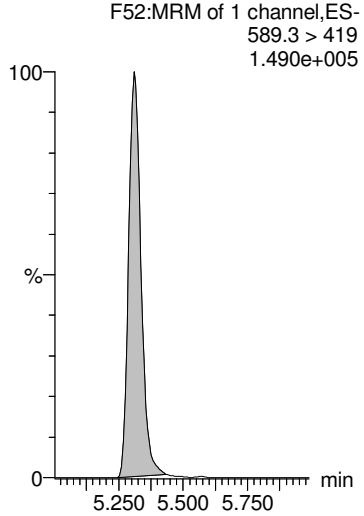

13C2-PFDoA

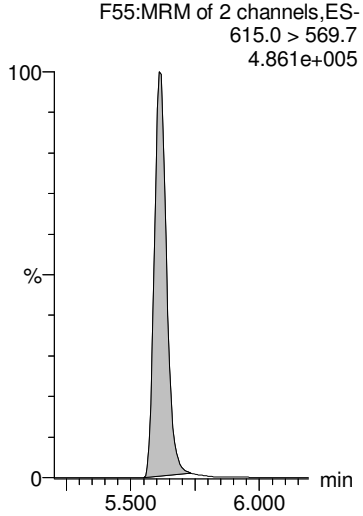

13C8-PFOS

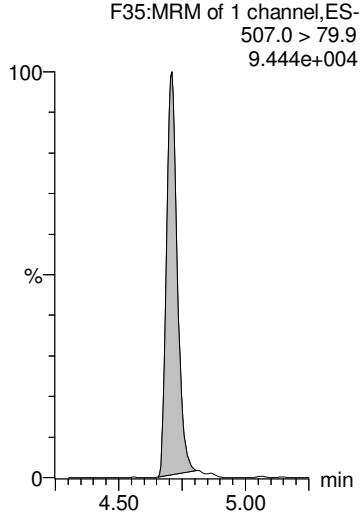

GM 9/20/2018

Dataset: Z:\Projects\PFAS.PRO\Results\180919M1\180919M1-89.qld

MMM 9/21/2018

Last Altered: Thursday, September 20, 2018 16:37:36 Pacific Daylight Time
Printed: Thursday, September 20, 2018 16:40:34 Pacific Daylight Time

Name: 180919M1_89, Date: 20-Sep-2018, Time: 07:38:30, ID: 1802860-09 SW1808281105SK 0.24099, Description: SW1808281105SK

13C4-PFBA

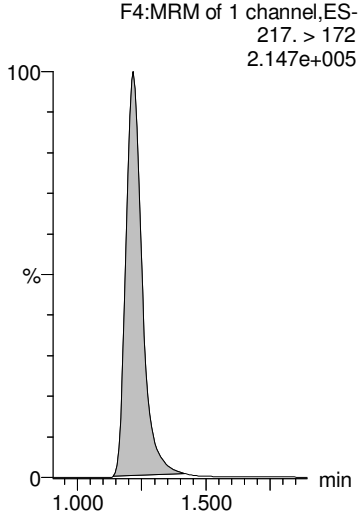

13C5-PFHxA

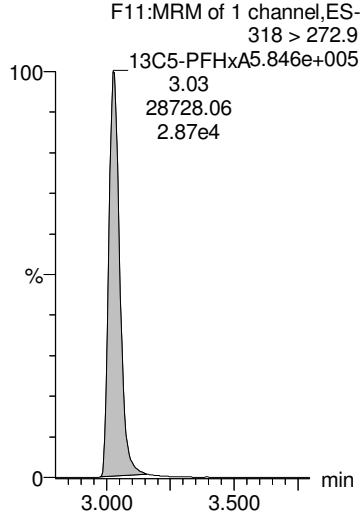

13C3-PFHxS

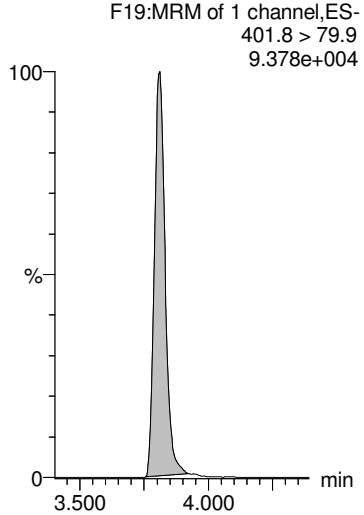

13C8-PFOA

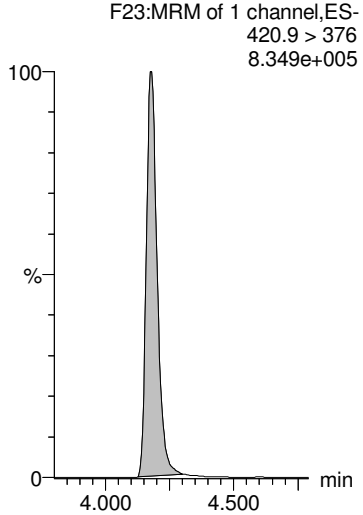

13C9-PFNA

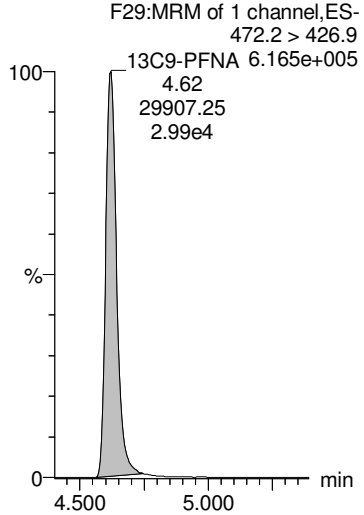

13C4-PFOS

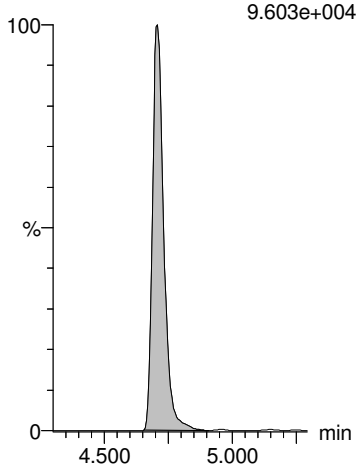

13C6-PFDA

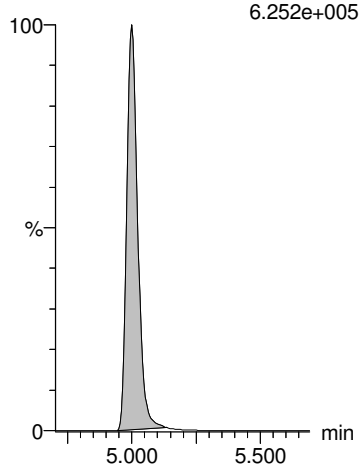

13C7-PFUdA

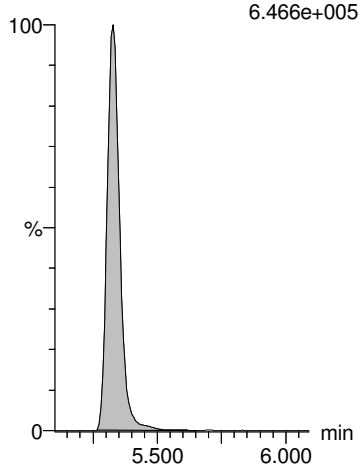

GM 9/20/2018

Dataset: Z:\Projects\PFAS.PRO\Results\180919M1\180919M1-90.qld

MMM 9/21/2018

Last Altered: Thursday, September 20, 2018 16:46:08 Pacific Daylight Time
Printed: Thursday, September 20, 2018 16:46:26 Pacific Daylight Time

Name: 180919M1_90, Date: 20-Sep-2018, Time: 07:49:03, ID: 1802860-10 PW1808281320SK 0.25827, Description: PW1808281320SK

	#	Name	Trace	Area	IS Area	Wt/Vol	RRF	RT	Response	Conc.	%Rec	Ion Ratio	Ratio Out?
1	1	PFBA	213.0 > 168.8	1.90e2	8.94e3	0.258	0.000	1.21	0.266	0.8501			
2	2	PFPeA	263.1 > 218.9	5.13e2	1.22e4	0.258	0.000	2.21	0.526	2.0773			
3	3	PFBS	299.0 > 79.7	6.15e1	2.01e3	0.258	0.000	2.53	0.382	1.1308		3.11	NO
4	4	4:2 FTS	327.2>307.2		3.78e3	0.258							
5	5	PFHxA	313 > 269	1.09e3	8.03e3	0.258	0.000	3.03	0.681	2.5767		13.7	NO
6	36	13C3-PFBA	216.1 > 171.8	8.94e3	1.16e4	0.258	0.774	1.22	9.67	49.8314	103.0		
7	37	13C3-PFPeA	266. > 221.8	1.22e4	2.15e4	0.258	0.567	2.21	7.09	48.7209	100.7		
8	38	13C3-PFBS	302. > 98.8	2.01e3	3.79e3	0.258	0.530	2.52	6.62	51.0253	105.4		
9	39	13C2-4:2 FTS	329.2>308.9	3.78e3	3.79e3	0.258	0.997	2.94	12.5	44.2328	91.4		
10	40	13C2-PFHxA	315 > 270	8.03e3	2.15e4	0.258	0.934	3.03	4.67	19.1720	99.0		
11	-1												
12	7	PFHpA	363.0 > 318.9	5.46e2	1.26e4	0.258	0.000	3.65	0.542	1.7447		11.0	YES
13	6	PFPeS	349.1>80.1	1.57e1	2.01e3	0.258	0.000	3.24	0.0977	0.4166		1.01	YES
14	8	L-PFHxS	398.9 > 79.6	7.19e2	1.54e3	0.258	0.000	3.81	5.85	11.8165		1.70	NO
15	9	Br-PFHxS	398.9 > 79.6	4.19e1	1.54e3	0.258	0.000	3.69	0.341	0.8045		1.55	NO
16	68	Total PFHxS	398.9 > 79.6	7.61e2	1.54e3	0.258			6.19	12.6210			
17	41	13C4-PFHpA	367.2 > 321.8	1.26e4	2.15e4	0.258	0.586	3.65	7.32	50.2439	103.8		
18	38	13C3-PFBS	302. > 98.8	2.01e3	3.79e3	0.258	0.530	2.52	6.62	51.0253	105.4		
19	42	18O2-PFHxS	403.0 > 102.6	1.54e3	3.79e3	0.258	0.405	3.81	5.06	49.0643	101.4		
20	42	18O2-PFHxS	403.0 > 102.6	1.54e3	3.79e3	0.258	0.405	3.81	5.06	49.0643	101.4		
21	42	18O2-PFHxS	403.0 > 102.6	1.54e3	3.79e3	0.258	0.405	3.81	5.06	49.0643	101.4		
22	-1												
23	10	6:2 FTS	427.1 > 407		4.03e3	0.258							
24	13	PFHpS	449 > 80.0	3.97e1	4.13e3	0.258	0.000	4.30	0.120	0.3942		2.67	YES
25	11	L-PFOA	412.8 > 368.9	7.93e2	2.07e4	0.258	0.000	4.18	0.480	1.2236		3.38	NO
26	12	Br-PFOA	412.8 > 368.9	1.37e2	2.07e4	0.258	0.000	4.05	0.0831	0.1553		2.33	NO
27	69	Total PFOA	412.8 > 368.9	9.31e2	2.07e4	0.258			0.563	1.3789			
28	43	13C2-6:2 FTS	429.1 > 408.9	4.03e3	3.74e3	0.258	1.08	4.12	13.5	44.8441	92.7		
29	44	13C2-PFOA	414.9 > 369.7	2.07e4	2.90e4	0.258	0.712	4.18	8.91	49.1495	101.6		
30	44	13C2-PFOA	414.9 > 369.7	2.07e4	2.90e4	0.258	0.712	4.18	8.91	49.1495	101.6		
31	44	13C2-PFOA	414.9 > 369.7	2.07e4	2.90e4	0.258	0.712	4.18	8.91	49.1495	101.6		
32	44	13C2-PFOA	414.9 > 369.7	2.07e4	2.90e4	0.258	0.712	4.18	8.91	49.1495	101.6		
33	-1												
34	14	PFNA	463.0 > 418.8		1.88e4	0.258							
35	15	PFOSA	497.9 > 77.9		2.03e3	0.258							
36	16	L-PFOS	498.9 > 79.9		4.13e3	0.258							
37	17	Br-PFOS	498.9 > 79.9	7.30e1	4.13e3	0.258	0.000	4.57	0.221	0.8195		5.45	NO

GM 9/20/2018

Dataset: Z:\Projects\PFAS.PRO\Results\180919M1\180919M1-90.qld

MMM 9/21/2018

Last Altered: Thursday, September 20, 2018 16:46:08 Pacific Daylight Time
Printed: Thursday, September 20, 2018 16:46:26 Pacific Daylight Time

Name: 180919M1_90, Date: 20-Sep-2018, Time: 07:49:03, ID: 1802860-10 PW1808281320SK 0.25827, Description: PW1808281320SK

	#	Name	Trace	Area	IS Area	Wt/Vol	RRF	RT	Response	Conc.	%Rec	Ion Ratio	Ratio Out?
38	70	Total PFOS	498.9 > 79.9	7.30e1	4.13e3	0.258			0.221	0.8195			
39	45	13C5-PFNA	468.2 > 422.9	1.88e4	2.32e4	0.258	0.812	4.62	10.1	40.6526	84.0		
40	46	13C8-PFOSA	506.1 > 77.7	2.03e3	2.86e4	0.258	0.0709	4.68	0.886	20.6054	42.6		
41	47	13C8-PFOS	507.0 > 79.9	4.13e3	3.74e3	0.258	1.10	4.70	13.8	51.0301	105.4		
42	47	13C8-PFOS	507.0 > 79.9	4.13e3	3.74e3	0.258	1.10	4.70	13.8	51.0301	105.4		
43	47	13C8-PFOS	507.0 > 79.9	4.13e3	3.74e3	0.258	1.10	4.70	13.8	51.0301	105.4		
44	-1												
45	18	PFDA	513 > 468.8		1.61e4	0.258							
46	19	8:2 FTS	527 > 506.9		3.08e3	0.258							
47	20	PFNS	549.1 > 80.1		4.13e3	0.258							
48	26	PFDS	598.8 > 79.9		4.13e3	0.258							
49	25	PFUdA	563.0 > 518.9	5.29e1	2.09e4	0.258	0.000	5.33	0.0317	0.0834		32.2	YES
50	48	13C2-PFDA	515.1 > 469.9	1.61e4	2.27e4	0.258	0.713	5.00	8.91	37.4826	77.4		
51	49	13C2-8:2 FTS	529.1 > 508.7	3.08e3	3.74e3	0.258	0.823	4.97	10.3	43.9960	90.9		
52	47	13C8-PFOS	507.0 > 79.9	4.13e3	3.74e3	0.258	1.10	4.70	13.8	51.0301	105.4		
53	47	13C8-PFOS	507.0 > 79.9	4.13e3	3.74e3	0.258	1.10	4.70	13.8	51.0301	105.4		
54	51	13C2-PFUdA	565 > 519.8	2.09e4	2.86e4	0.258	0.730	5.33	9.12	36.2176	74.8		
55	-1												
56	21	L-MeFOSAA	570 > 419		5.17e3	0.258							
57	22	Br-MeFOSAA	570. > 419		5.17e3	0.258							
58	71	Total N-MeFOSAA	570. > 419	0.00e0	5.17e3	0.258			0.000				
59	29	PFTrDA	662.9 > 618.9		1.93e4	0.258							
60	30	PFTeDA	712.8 > 669.0	4.05e1	1.46e4	0.258	0.000	6.09	0.0347			13.3	NO
61	50	d3-N-MeFOSAA	573.3 > 419	5.17e3	2.86e4	0.258	0.181	5.15	2.26	38.0855	78.7		
62	50	d3-N-MeFOSAA	573.3 > 419	5.17e3	2.86e4	0.258	0.181	5.15	2.26	38.0855	78.7		
63	50	d3-N-MeFOSAA	573.3 > 419	5.17e3	2.86e4	0.258	0.181	5.15	2.26	38.0855	78.7		
64	53	13C2-PFDoA	615.0 > 569.7	1.93e4	2.27e4	0.258	0.851	5.61	10.6	37.3610	77.2		
65	55	13C2-PFTeDA	714.8 > 669.6	1.46e4	2.86e4	0.258	0.510	6.09	6.38	38.8537	80.3		
66	-1												
67	23	L-EtFOSAA	584.1 > 419		6.12e3	0.258							
68	24	Br-ETFOSAA	584.1 > 419		6.12e3	0.258							
69	72	Total N-EtFOSAA	584.1 > 419	0.00e0	6.12e3	0.258			0.000				
70	27	PFDoA	612.9 > 569.0	3.72e1	1.93e4	0.258	0.000	5.60	0.0242			31.4	YES
71	73	TCDA	498.3>106.9			0.258							
72	52	d5-N-EtFOSAA	589.3 > 419	6.12e3	2.86e4	0.258	0.214	5.31	2.68	40.4808	83.6		
73	52	d5-N-EtFOSAA	589.3 > 419	6.12e3	2.86e4	0.258	0.214	5.31	2.68	40.4808	83.6		
74	52	d5-N-EtFOSAA	589.3 > 419	6.12e3	2.86e4	0.258	0.214	5.31	2.68	40.4808	83.6		

GM 9/20/2018

Dataset: Z:\Projects\PFAS.PRO\Results\180919M1\180919M1-90.qld

MMM 9/21/2018

Last Altered: Thursday, September 20, 2018 16:46:08 Pacific Daylight Time
Printed: Thursday, September 20, 2018 16:46:26 Pacific Daylight Time

Name: 180919M1_90, Date: 20-Sep-2018, Time: 07:49:03, ID: 1802860-10 PW1808281320SK 0.25827, Description: PW1808281320SK

	#	Name	Trace	Area	IS Area	Wt/Vol	RRF	RT	Response	Conc.	%Rec	Ion Ratio	Ratio Out?
75	53	13C2-PFDoA	615.0 > 569.7	1.93e4	2.27e4	0.258	0.851	5.61	10.6	37.3610	77.2		
76	47	13C8-PFOS	507.0 > 79.9	4.13e3	3.74e3	0.258	1.10	4.70	13.8	51.0301	105.4		
77	-1												
78	60	13C4-PFBA	217. > 172	1.16e4	1.16e4	0.258	1.00	1.22	12.5	48.3990	100.0		
79	61	13C5-PFHxA	318 > 272.9	2.15e4	2.15e4	0.258	1.00	3.03	12.5	48.3990	100.0		
80	62	13C3-PFHxS	401.8 > 79.9	3.79e3	3.79e3	0.258	1.00	3.81	12.5	48.3990	100.0		
81	63	13C8-PFOA	420.9 > 376	2.90e4	2.90e4	0.258	1.00	4.18	12.5	48.3990	100.0		
82	64	13C9-PFNA	472.2 > 426.9	2.32e4	2.32e4	0.258	1.00	4.62	12.5	48.3990	100.0		
83	65	13C4-PFOS	503 > 79.9	3.74e3	3.74e3	0.258	1.00	4.71	12.5	48.3990	100.0		
84	66	13C6-PFDA	519.1 > 473.7	2.27e4	2.27e4	0.258	1.00	5.00	12.5	48.3990	100.0		
85	67	13C7-PFUdA	570.1 > 524.8	2.86e4	2.86e4	0.258	1.00	5.33	12.5	48.3990	100.0		

GM 9/20/2018

Dataset: Z:\Projects\PFAS.PRO\Results\180919M1\180919M1-90.qld

MMM 9/21/2018

Last Altered: Thursday, September 20, 2018 16:46:08 Pacific Daylight Time
Printed: Thursday, September 20, 2018 16:46:26 Pacific Daylight Time

Method: Z:\Projects\PFAS.pro\MethDB\PFAS_FULL_80C_091918.mdb 20 Sep 2018 08:42:56
Calibration: Z:\Projects\PFAS.pro\CurveDB\C18_VAL-PFAS_Q4_09-18-18.cdb 19 Sep 2018 09:23:23

Name: 180919M1_90, Date: 20-Sep-2018, Time: 07:49:03, ID: 1802860-10 PW1808281320SK 0.25827, Description: PW1808281320SK

PFBA

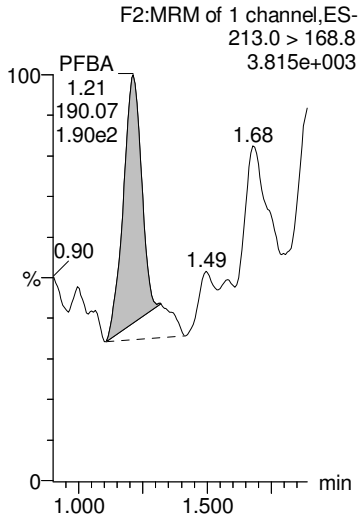

PFPeA

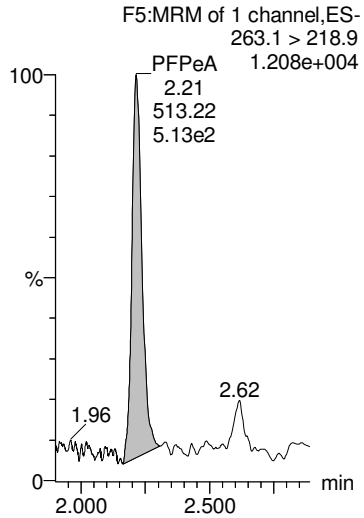

PFBS

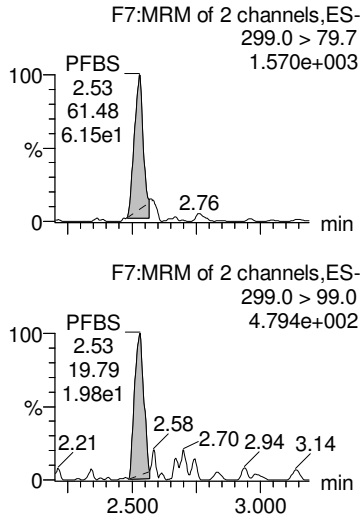

4:2 FTS

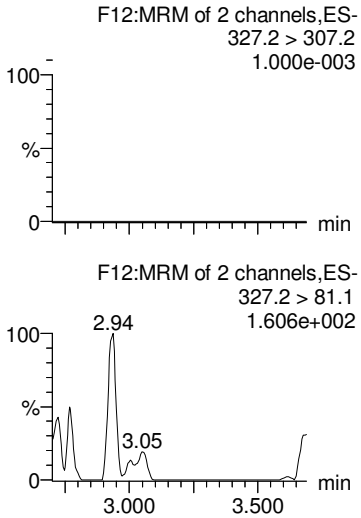

PFHxA

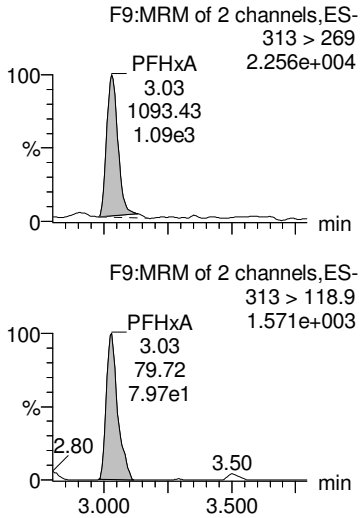

13C3-PFBA

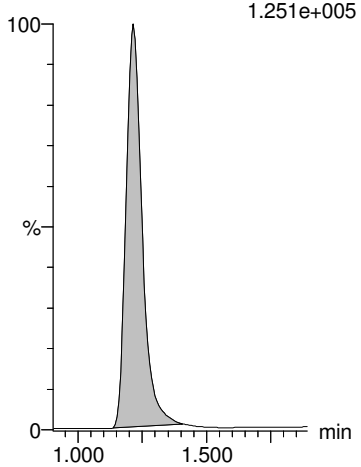

13C3-PFPeA

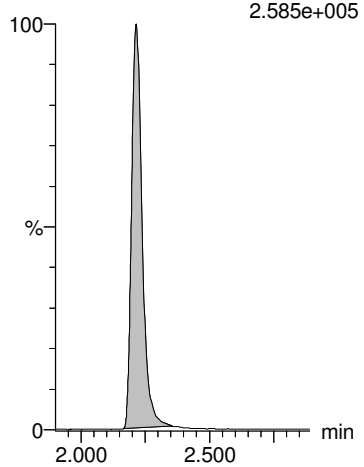

13C3-PFBS

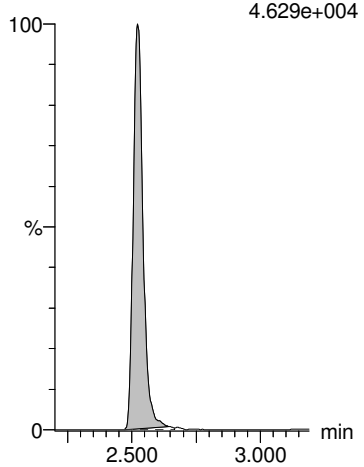

13C2-4:2 FTS

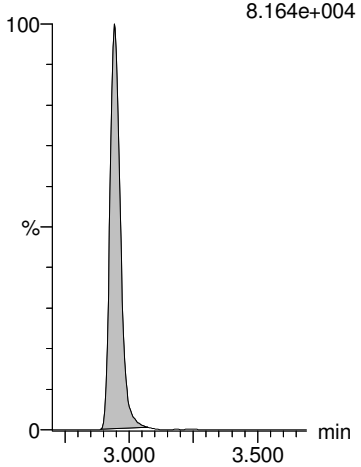

13C2-PFHxA

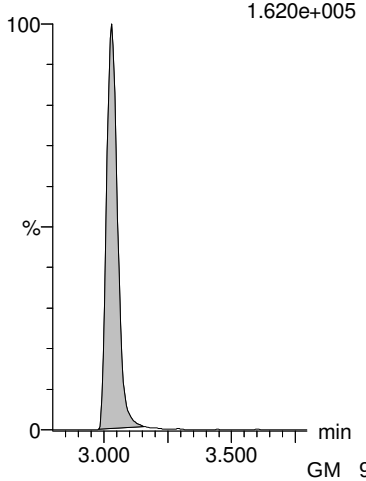

GM 9/20/2018

Dataset: Z:\Projects\PFAS.PRO\Results\180919M1\180919M1-90.qld

MMM 9/21/2018

Last Altered: Thursday, September 20, 2018 16:46:08 Pacific Daylight Time
Printed: Thursday, September 20, 2018 16:46:26 Pacific Daylight Time

Name: 180919M1_90, Date: 20-Sep-2018, Time: 07:49:03, ID: 1802860-10 PW1808281320SK 0.25827, Description: PW1808281320SK

PFHpA

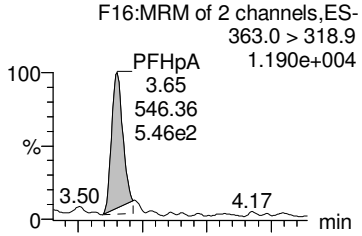

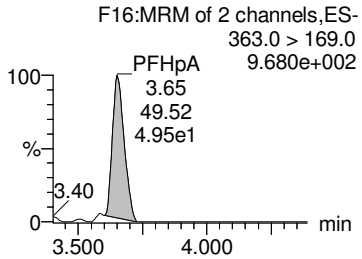

PFPeS

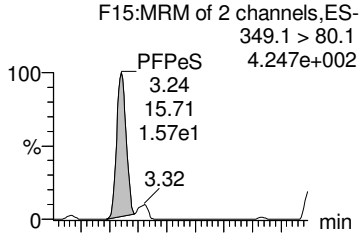

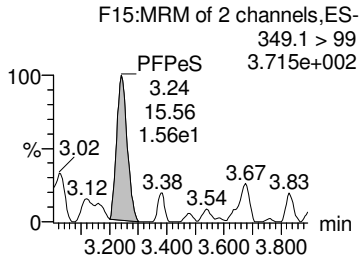

L-PFHxS

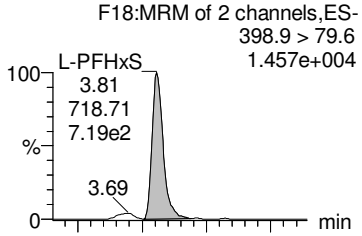

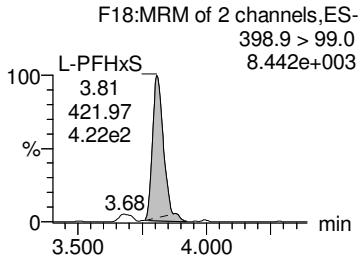

Br-PFHxS

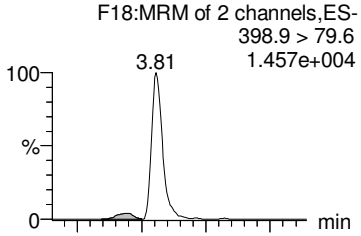

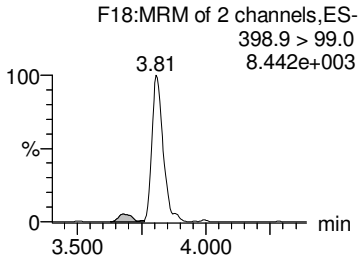

Total PFHxS

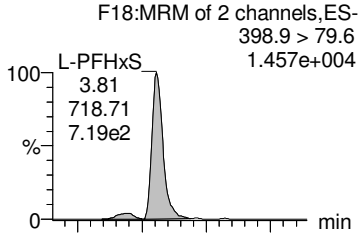

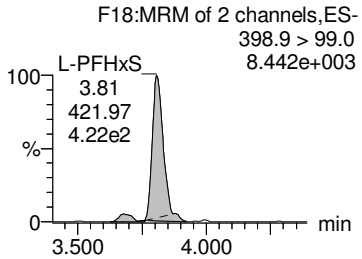

13C4-PFHpA

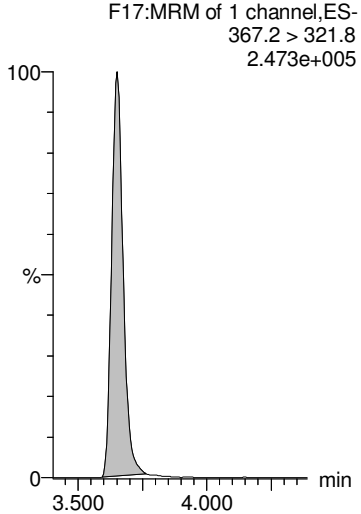

13C3-PFBS

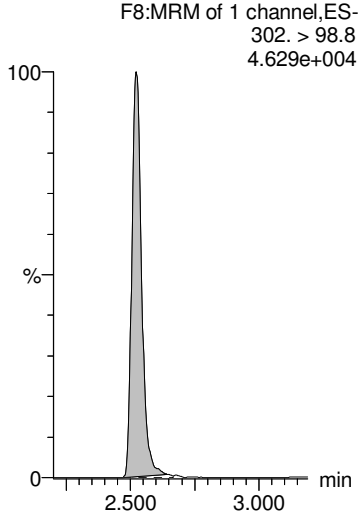

18O2-PFHxS

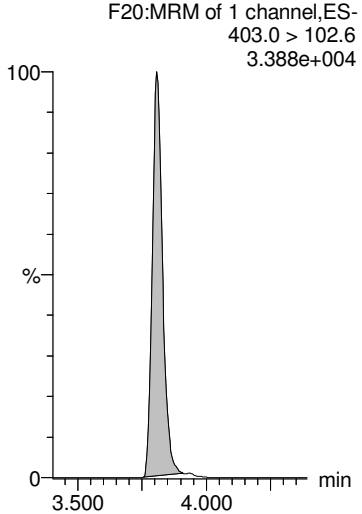

18O2-PFHxS

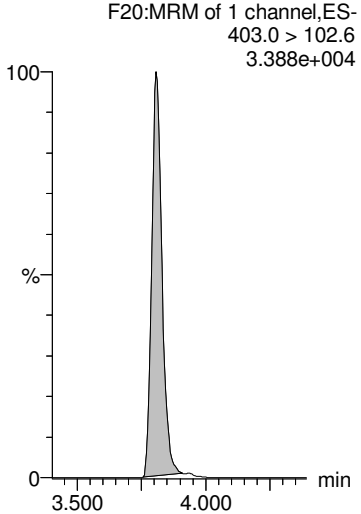

18O2-PFHxS

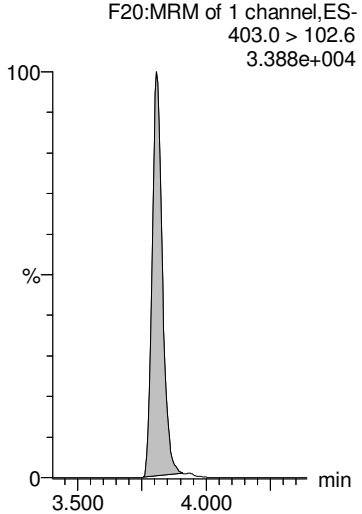

GM 9/20/2018

Dataset: Z:\Projects\PFAS.PRO\Results\180919M1\180919M1-90.qld

MMM 9/21/2018

Last Altered: Thursday, September 20, 2018 16:46:08 Pacific Daylight Time
Printed: Thursday, September 20, 2018 16:46:26 Pacific Daylight Time

Name: 180919M1_90, Date: 20-Sep-2018, Time: 07:49:03, ID: 1802860-10 PW1808281320SK 0.25827, Description: PW1808281320SK

6:2 FTS

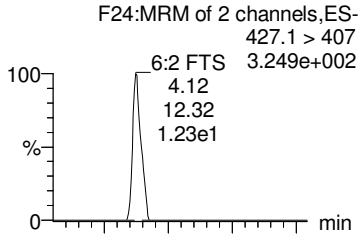

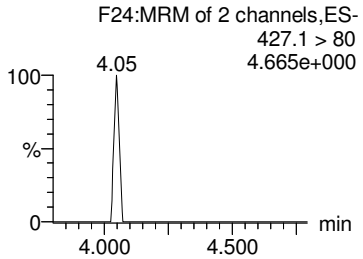

PFHpS

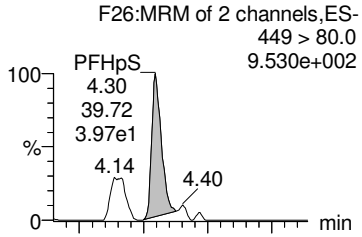

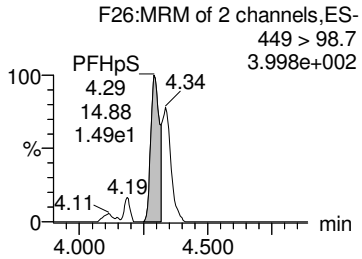

L-PFOA

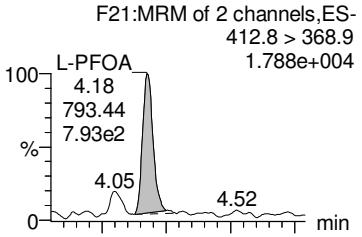

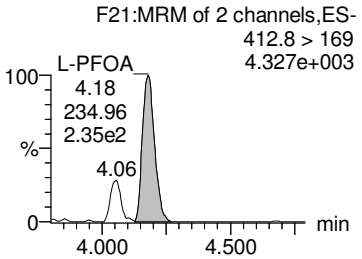

Br-PFOA

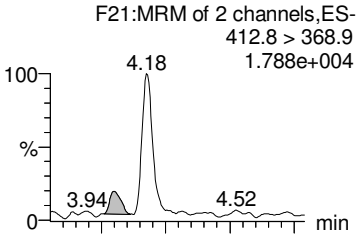

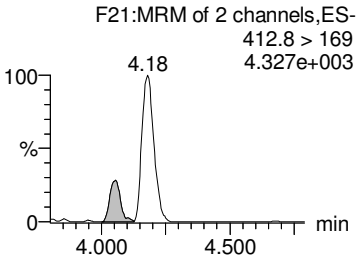

Total PFOA

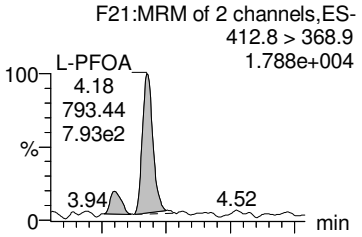

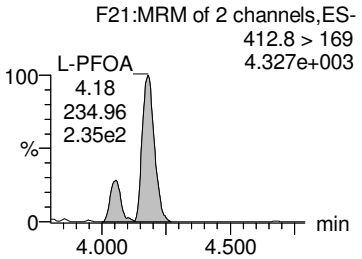

13C2-6:2 FTS

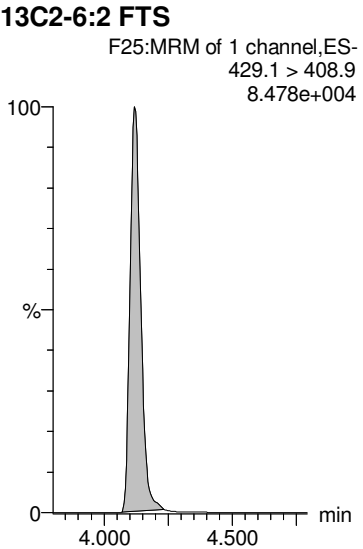

13C2-PFOA

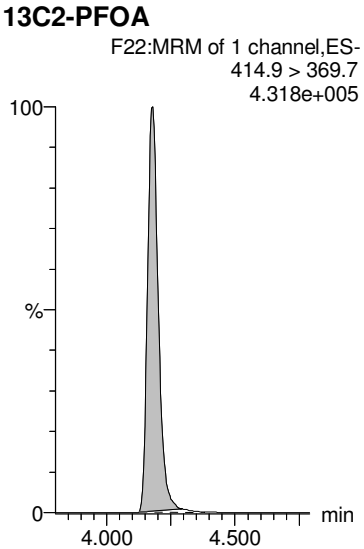

13C2-PFOA

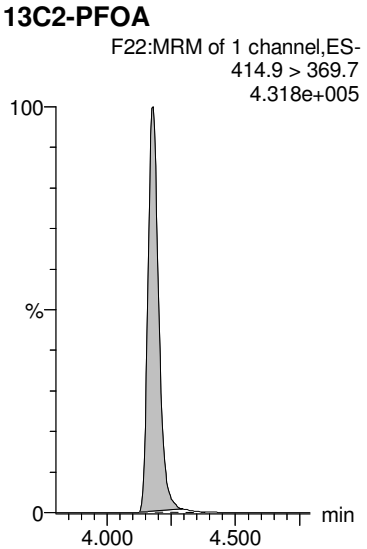

13C2-PFOA

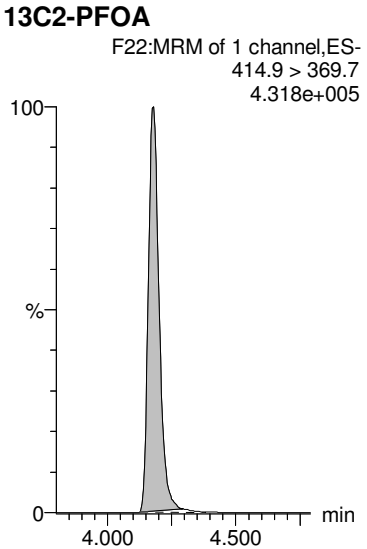

13C2-PFOA

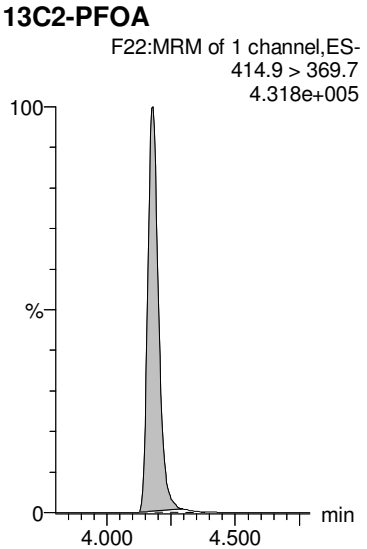

GM 9/20/2018

Dataset: Z:\Projects\PFAS.PRO\Results\180919M1\180919M1-90.qld MMM 9/21/2018

Last Altered: Thursday, September 20, 2018 16:46:08 Pacific Daylight Time
Printed: Thursday, September 20, 2018 16:46:26 Pacific Daylight Time

Name: 180919M1_90, Date: 20-Sep-2018, Time: 07:49:03, ID: 1802860-10 PW1808281320SK 0.25827, Description: PW1808281320SK

PFNA

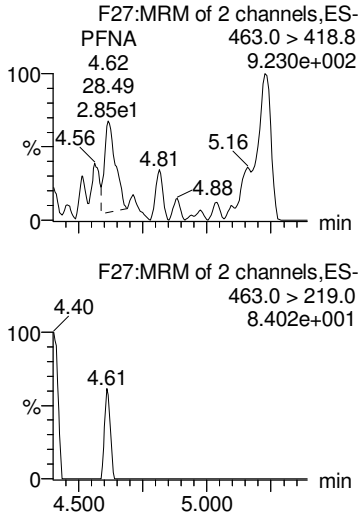

PFOSA

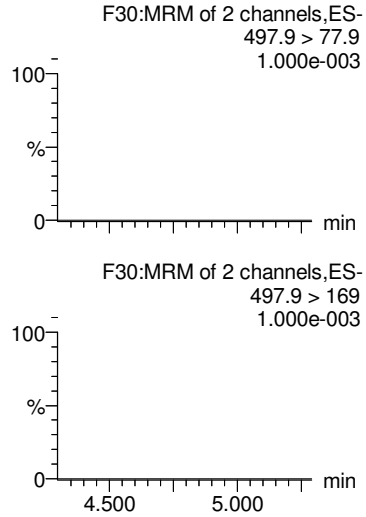

L-PFOS

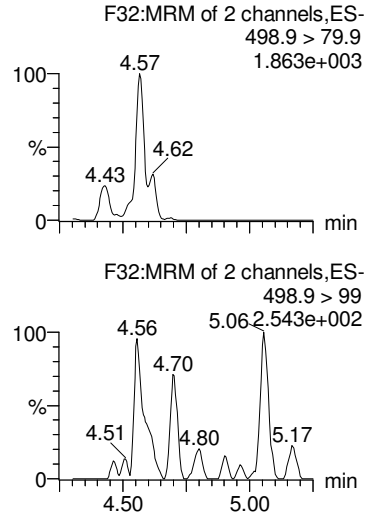

Br-PFOS

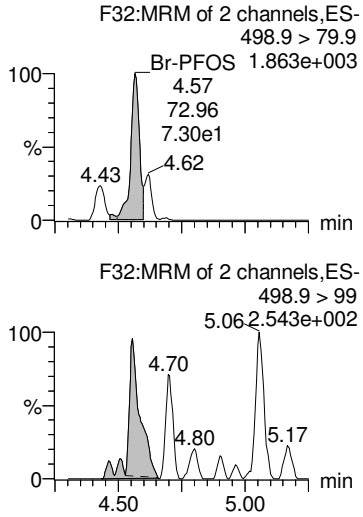

Total PFOS

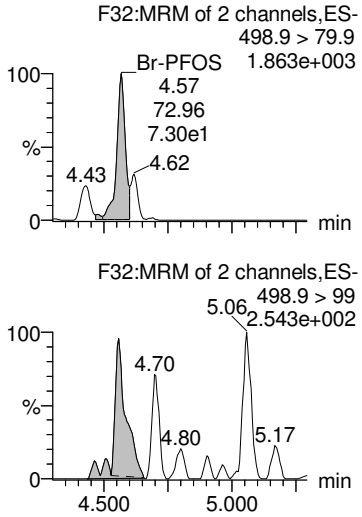

13C5-PFNA

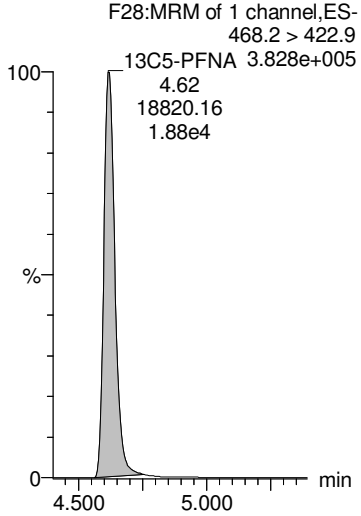

13C8-PFOSA

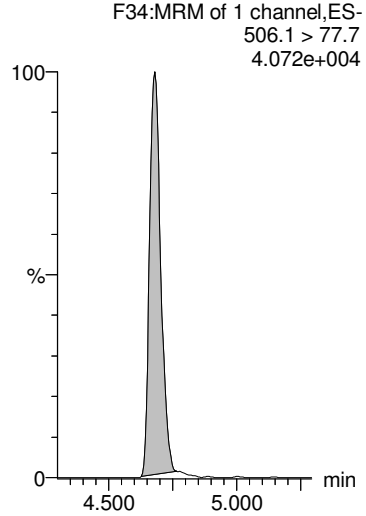

13C8-PFOS

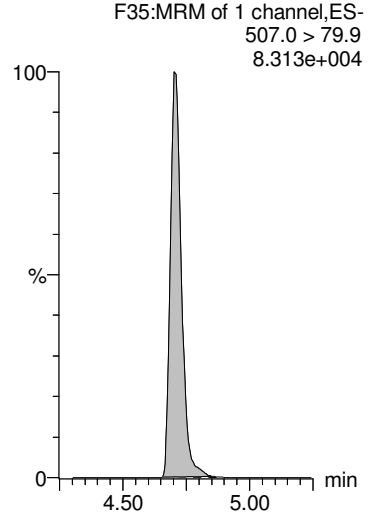

13C8-PFOS

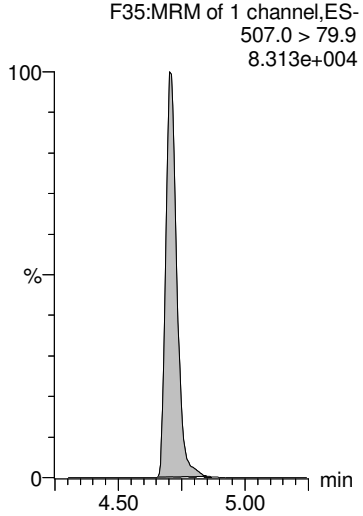

13C8-PFOS

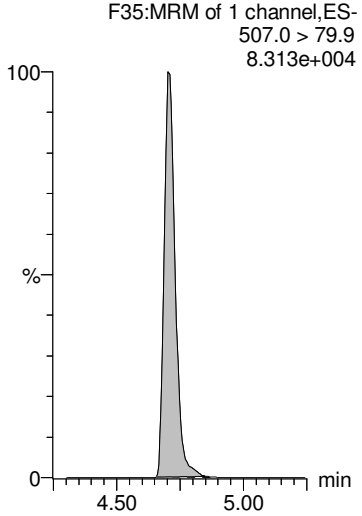

GM 9/20/2018

Dataset: Z:\Projects\PFAS.PRO\Results\180919M1\180919M1-90.qld

MMM 9/21/2018

Last Altered: Thursday, September 20, 2018 16:46:08 Pacific Daylight Time
Printed: Thursday, September 20, 2018 16:46:26 Pacific Daylight Time

Name: 180919M1_90, Date: 20-Sep-2018, Time: 07:49:03, ID: 1802860-10 PW1808281320SK 0.25827, Description: PW1808281320SK

PFDA

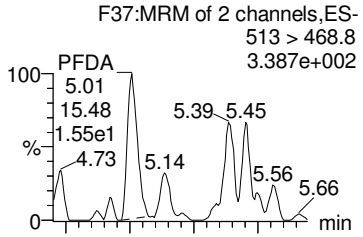

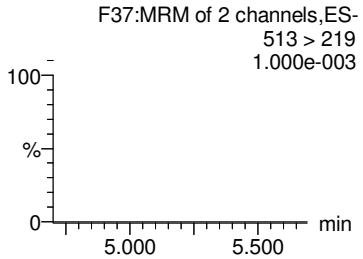

8:2 FTS

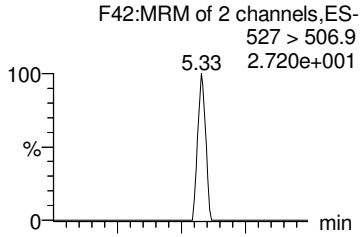

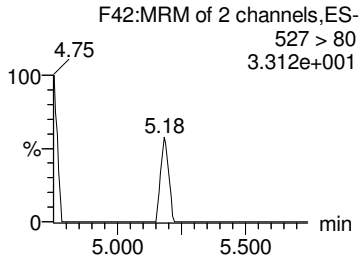

PFNS

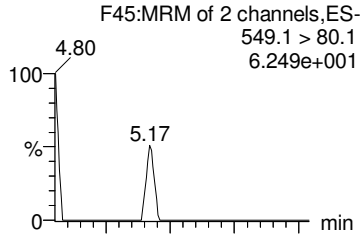

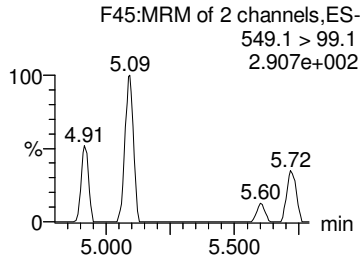

PFDS

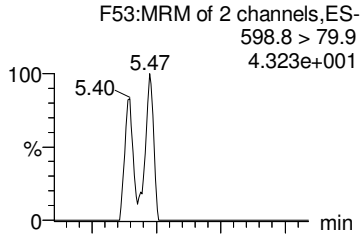

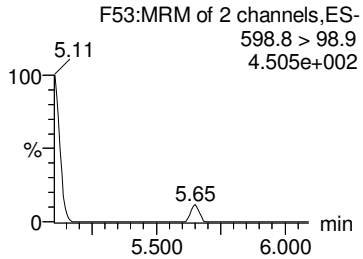

PFUdA

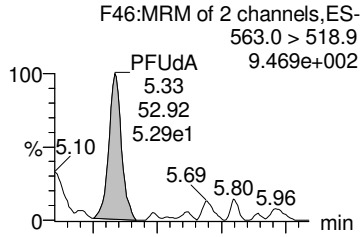

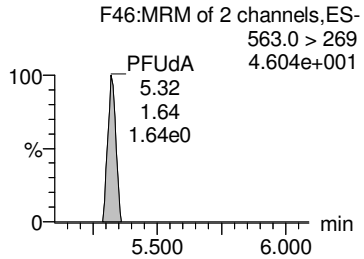

13C2-PFDA

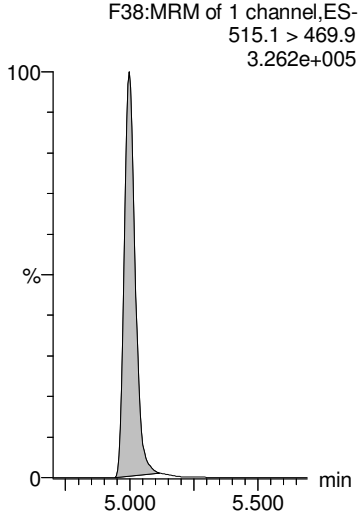

13C2-8:2 FTS

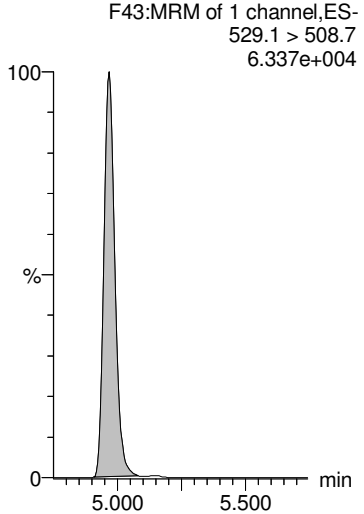

13C8-PFOS

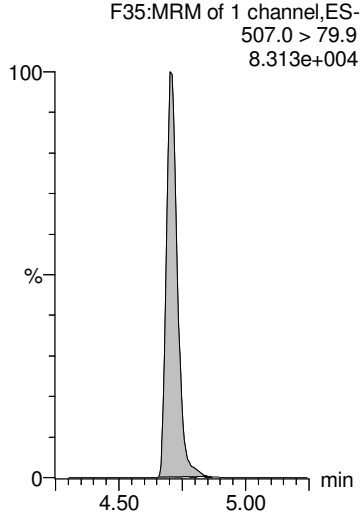

13C8-PFOS

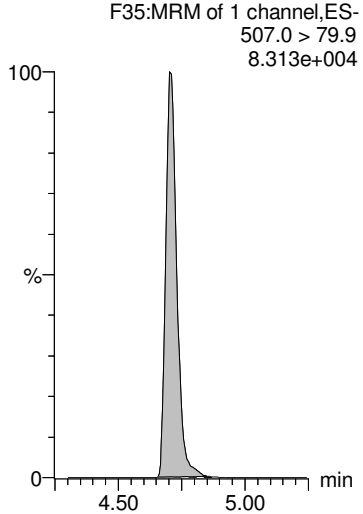

13C2-PFUdA

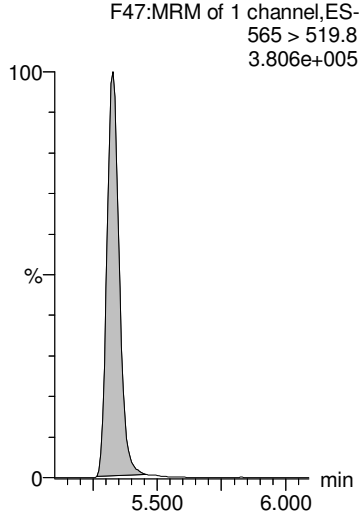

GM 9/20/2018

Dataset: Z:\Projects\PFAS.PRO\Results\180919M1\180919M1-90.qld

MMM 9/21/2018

Last Altered: Thursday, September 20, 2018 16:46:08 Pacific Daylight Time
Printed: Thursday, September 20, 2018 16:46:26 Pacific Daylight Time

Name: 180919M1_90, Date: 20-Sep-2018, Time: 07:49:03, ID: 1802860-10 PW1808281320SK 0.25827, Description: PW1808281320SK

L-MeFOSAA

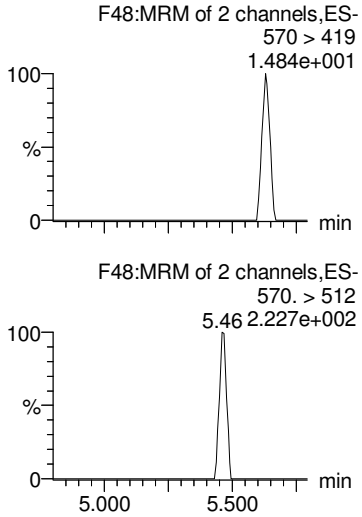

Br-MeFOSAA

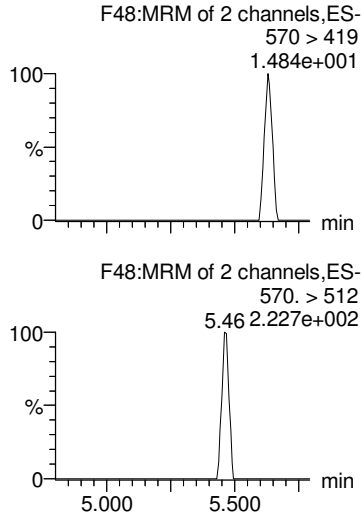

Total N-MeFOSAA

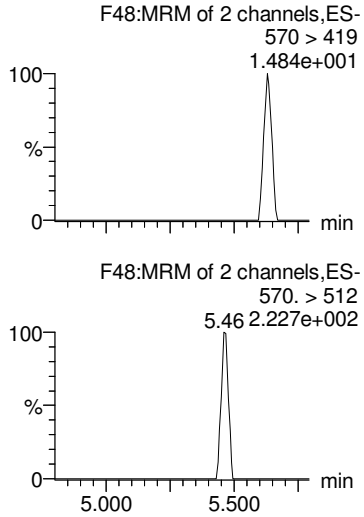

PFTrDA

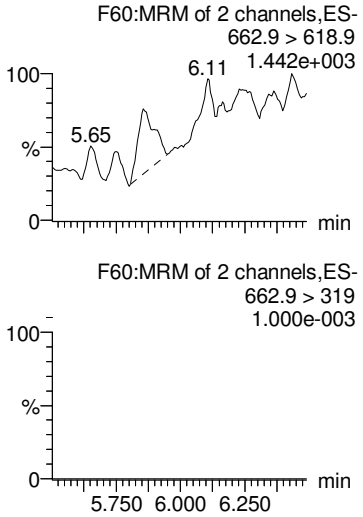

PFTeDA

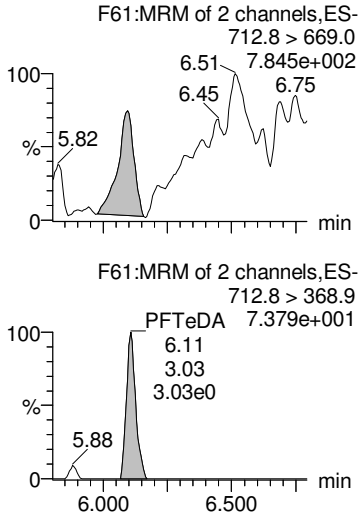

d3-N-MeFOSAA

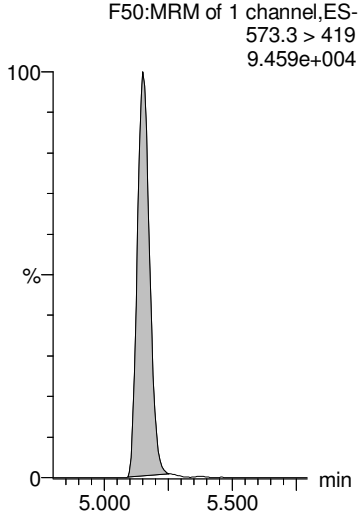

d3-N-MeFOSAA

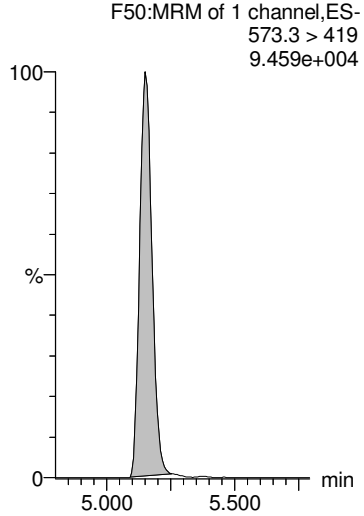

d3-N-MeFOSAA

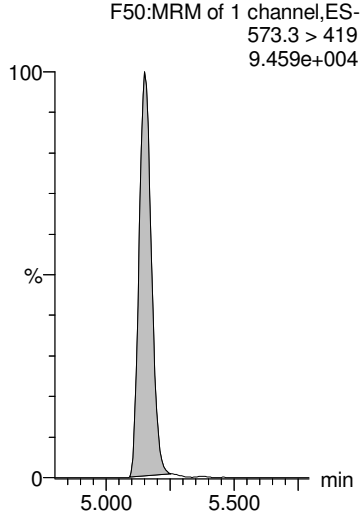

13C2-PFDoA

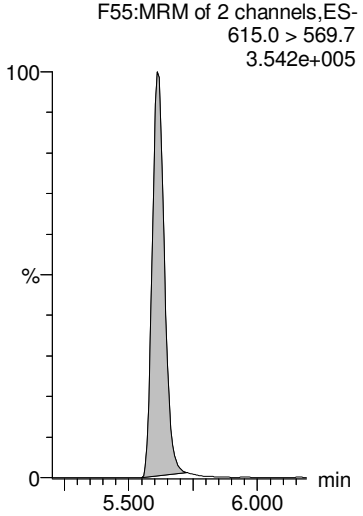

13C2-PFTeDA

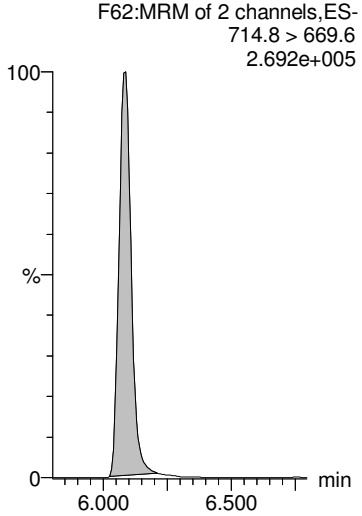

GM 9/20/2018

Dataset: Z:\Projects\PFAS.PRO\Results\180919M1\180919M1-90.qld

MMM 9/21/2018

Last Altered: Thursday, September 20, 2018 16:46:08 Pacific Daylight Time
Printed: Thursday, September 20, 2018 16:46:26 Pacific Daylight Time

Name: 180919M1_90, Date: 20-Sep-2018, Time: 07:49:03, ID: 1802860-10 PW1808281320SK 0.25827, Description: PW1808281320SK

L-EtFOSAA

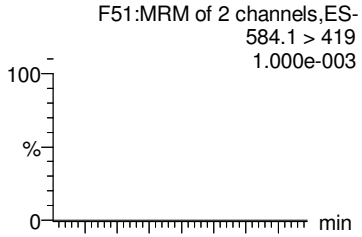

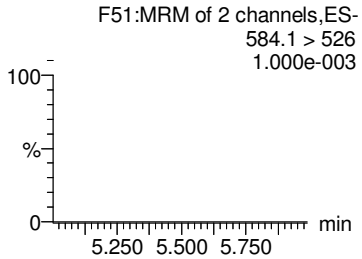

Br-ETFOSAA

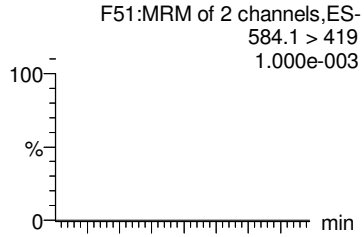

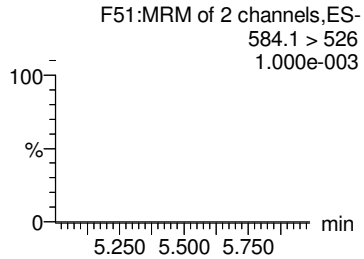

Total N-EtFOSAA

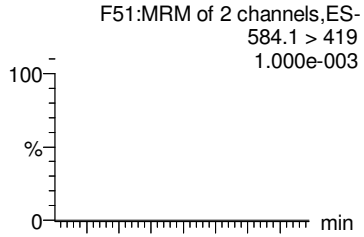

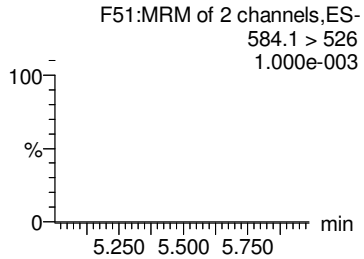

PFDoA

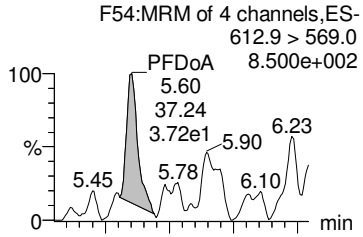

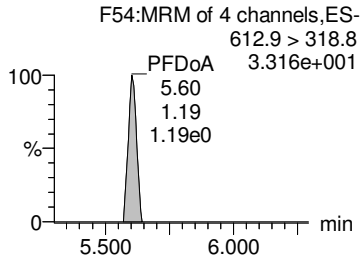

TCDA

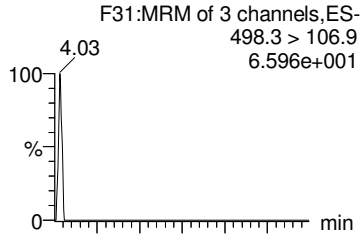

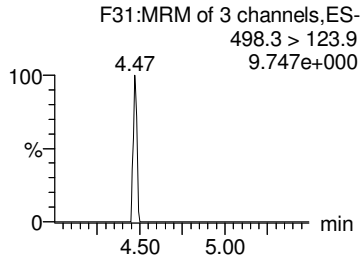

d5-N-EtFOSAA

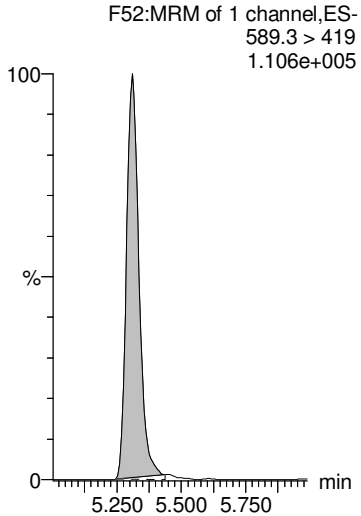

d5-N-EtFOSAA

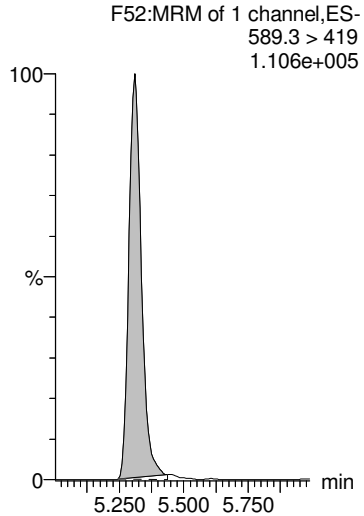

d5-N-EtFOSAA

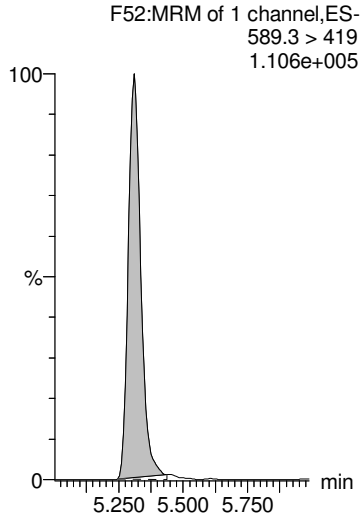

13C2-PFDoA

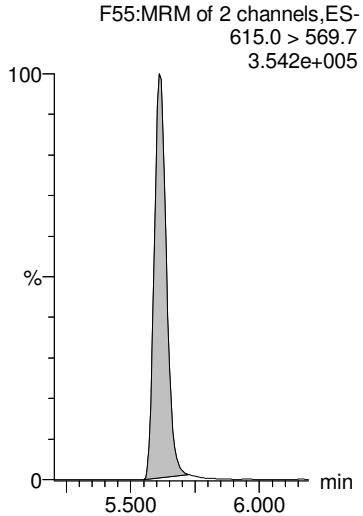

13C8-PFOS

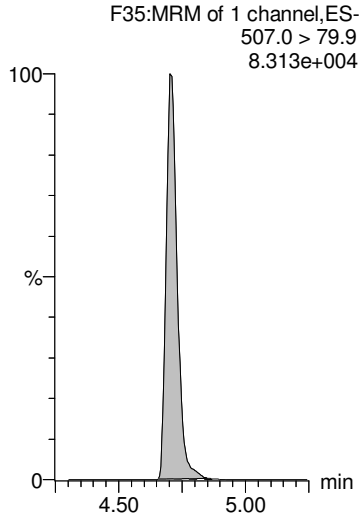

GM 9/20/2018

Dataset: Z:\Projects\PFAS.PRO\Results\180919M1\180919M1-90.qld

MMM 9/21/2018

Last Altered: Thursday, September 20, 2018 16:46:08 Pacific Daylight Time
Printed: Thursday, September 20, 2018 16:46:26 Pacific Daylight Time

Name: 180919M1_90, Date: 20-Sep-2018, Time: 07:49:03, ID: 1802860-10 PW1808281320SK 0.25827, Description: PW1808281320SK

13C4-PFBA

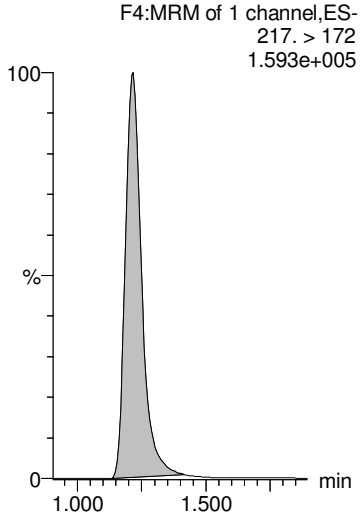

13C5-PFHxA

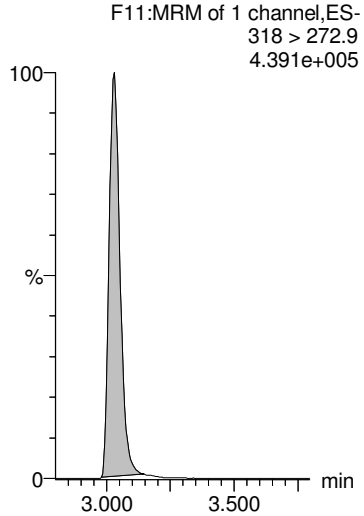

13C3-PFHxS

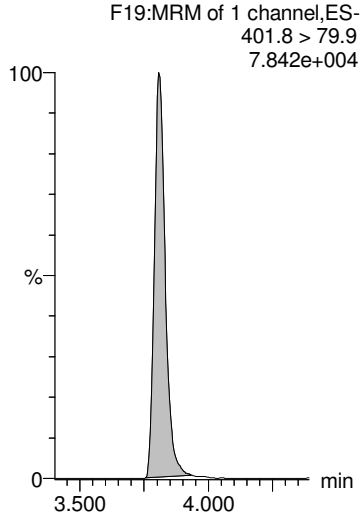

13C8-PFOA

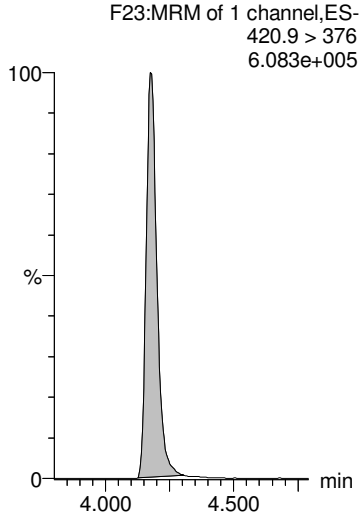

13C9-PFNA

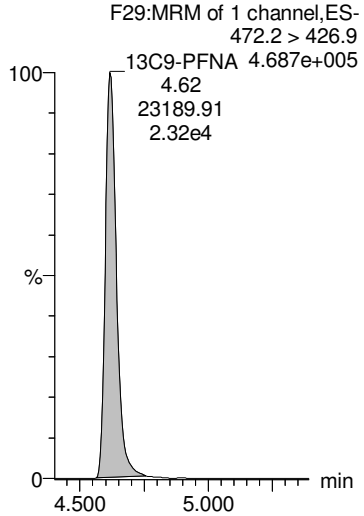

13C4-PFOS

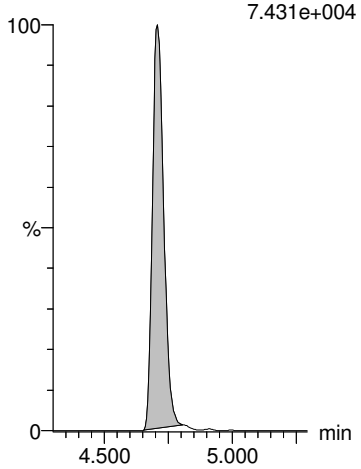

13C6-PFDA

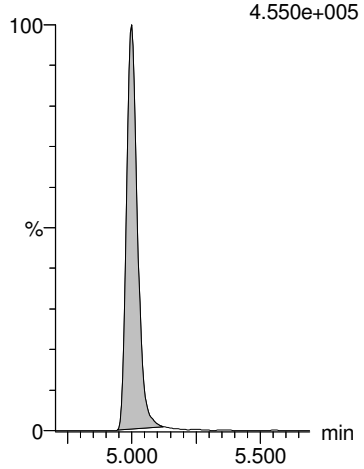

13C7-PFUdA

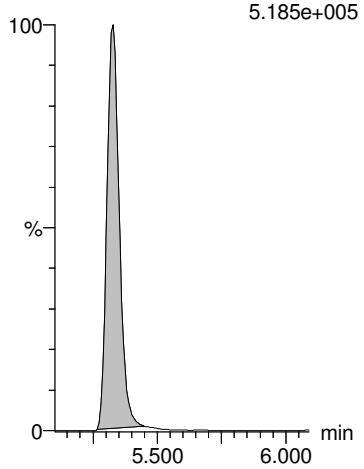

GM 9/20/2018

Dataset: Z:\Projects\PFAS.PRO\Results\180919M1\180919M1-91.qld

MMM 9/21/2018

Last Altered: Thursday, September 20, 2018 16:51:20 Pacific Daylight Time
Printed: Thursday, September 20, 2018 16:51:33 Pacific Daylight Time

Name: 180919M1_91, Date: 20-Sep-2018, Time: 07:59:41, ID: 1802860-11 PW1808281345SK 0.25169, Description: PW1808281345SK

	#	Name	Trace	Area	IS Area	Wt/Vol	RRF	RT	Response	Conc.	%Rec	Ion Ratio	Ratio Out?
1	1	PFBA	213.0 > 168.8	1.58e2	1.09e4	0.252	0.000	1.22	0.182	0.5810			
2	2	PFPeA	263.1 > 218.9		1.43e4	0.252							
3	3	PFBS	299.0 > 79.7	1.30e2	2.01e3	0.252	0.000	2.53	0.809	2.0376		2.89	NO
4	4	4:2 FTS	327.2>307.2		3.67e3	0.252							
5	5	PFHxA	313 > 269		9.59e3	0.252							
6	36	13C3-PFBA	216.1 > 171.8	1.09e4	1.46e4	0.252	0.744	1.22	9.30	49.1785	99.0		
7	37	13C3-PFPeA	266. > 221.8	1.43e4	2.58e4	0.252	0.554	2.22	6.92	48.8354	98.3		
8	38	13C3-PFBS	302. > 98.8	2.01e3	3.88e3	0.252	0.519	2.53	6.48	51.2562	103.2		
9	39	13C2-4:2 FTS	329.2>308.9	3.67e3	3.88e3	0.252	0.946	2.94	11.8	43.0387	86.7		
10	40	13C2-PFHxA	315 > 270	9.59e3	2.58e4	0.252	0.928	3.03	4.64	19.5510	98.4		
11	-1												
12	7	PFHpA	363.0 > 318.9		1.49e4	0.252							
13	6	PFPeS	349.1>80.1	3.73e1	2.01e3	0.252	0.000	3.24	0.232	0.7724		2.35	YES
14	8	L-PFHxS	398.9 > 79.6	1.51e3	1.59e3	0.252	0.000	3.81	11.9	24.4933		1.67	NO
15	9	Br-PFHxS	398.9 > 79.6	1.42e2	1.59e3	0.252	0.000	3.67	1.11	2.4056		2.46	NO
16	68	Total PFHxS	398.9 > 79.6	1.65e3	1.59e3	0.252			13.0	26.8990			
17	41	13C4-PFHpA	367.2 > 321.8	1.49e4	2.58e4	0.252	0.578	3.65	7.23	50.9022	102.5		
18	38	13C3-PFBS	302. > 98.8	2.01e3	3.88e3	0.252	0.519	2.53	6.48	51.2562	103.2		
19	42	18O2-PFHxS	403.0 > 102.6	1.59e3	3.88e3	0.252	0.411	3.81	5.14	51.0710	102.8		
20	42	18O2-PFHxS	403.0 > 102.6	1.59e3	3.88e3	0.252	0.411	3.81	5.14	51.0710	102.8		
21	42	18O2-PFHxS	403.0 > 102.6	1.59e3	3.88e3	0.252	0.411	3.81	5.14	51.0710	102.8		
22	-1												
23	10	6:2 FTS	427.1 > 407	6.76e0	4.09e3	0.252	0.000	4.12	0.0207	0.1321		15.2	YES
24	13	PFHpS	449 > 80.0	2.63e0	4.15e3	0.252	0.000	4.31	0.00793			1.22	NO
25	11	L-PFOA	412.8 > 368.9	3.79e2	2.33e4	0.252	0.000	4.18	0.204	0.4924		3.05	NO
26	12	Br-PFOA	412.8 > 368.9	1.27e2	2.33e4	0.252	0.000	4.06	0.0679	0.1174		2.34	NO
27	69	Total PFOA	412.8 > 368.9	5.06e2	2.33e4	0.252			0.271	0.6098			
28	43	13C2-6:2 FTS	429.1 > 408.9	4.09e3	3.93e3	0.252	1.04	4.12	13.0	44.4914	89.6		
29	44	13C2-PFOA	414.9 > 369.7	2.33e4	3.59e4	0.252	0.650	4.18	8.12	45.9891	92.6		
30	44	13C2-PFOA	414.9 > 369.7	2.33e4	3.59e4	0.252	0.650	4.18	8.12	45.9891	92.6		
31	44	13C2-PFOA	414.9 > 369.7	2.33e4	3.59e4	0.252	0.650	4.18	8.12	45.9891	92.6		
32	44	13C2-PFOA	414.9 > 369.7	2.33e4	3.59e4	0.252	0.650	4.18	8.12	45.9891	92.6		
33	-1												
34	14	PFNA	463.0 > 418.8		2.29e4	0.252							
35	15	PFOSA	497.9 > 77.9		3.17e3	0.252							
36	16	L-PFOS	498.9 > 79.9	6.38e0	4.15e3	0.252	0.000	4.70	0.0192	0.0384		27.1	YES
37	17	Br-PFOS	498.9 > 79.9	1.04e2	4.15e3	0.252	0.000	4.56	0.314	1.2121		6.01	NO

GM 9/20/2018

Dataset: Z:\Projects\PFAS.PRO\Results\180919M1\180919M1-91.qld

MMM 9/21/2018

Last Altered: Thursday, September 20, 2018 16:51:20 Pacific Daylight Time
Printed: Thursday, September 20, 2018 16:51:33 Pacific Daylight Time

Name: 180919M1_91, Date: 20-Sep-2018, Time: 07:59:41, ID: 1802860-11 PW1808281345SK 0.25169, Description: PW1808281345SK

	#	Name	Trace	Area	IS Area	Wt/Vol	RRF	RT	Response	Conc.	%Rec	Ion Ratio	Ratio Out?
38	70	Total PFOS	498.9 > 79.9	1.10e2	4.15e3	0.252			0.333	1.2505			
39	45	13C5-PFNA	468.2 > 422.9	2.29e4	2.68e4	0.252	0.854	4.62	10.7	43.9134	88.4		
40	46	13C8-PFOSA	506.1 > 77.7	3.17e3	3.25e4	0.252	0.0977	4.68	1.22	29.1451	58.7		
41	47	13C8-PFOS	507.0 > 79.9	4.15e3	3.93e3	0.252	1.05	4.71	13.2	50.0332	100.7		
42	47	13C8-PFOS	507.0 > 79.9	4.15e3	3.93e3	0.252	1.05	4.71	13.2	50.0332	100.7		
43	47	13C8-PFOS	507.0 > 79.9	4.15e3	3.93e3	0.252	1.05	4.71	13.2	50.0332	100.7		
44	-1												
45	18	PFDA	513 > 468.8		2.03e4	0.252							
46	19	8:2 FTS	527 > 506.9		3.22e3	0.252							
47	20	PFNS	549.1 > 80.1		4.15e3	0.252							
48	26	PFDS	598.8 > 79.9		4.15e3	0.252							
49	25	PFUdA	563.0 > 518.9	9.10e1	2.59e4	0.252	0.000	5.33	0.0439	0.1352		17.0	YES
50	48	13C2-PFDA	515.1 > 469.9	2.03e4	2.69e4	0.252	0.755	5.00	9.43	40.7135	82.0		
51	49	13C2-8:2 FTS	529.1 > 508.7	3.22e3	3.93e3	0.252	0.820	4.96	10.3	44.9865	90.6		
52	47	13C8-PFOS	507.0 > 79.9	4.15e3	3.93e3	0.252	1.05	4.71	13.2	50.0332	100.7		
53	47	13C8-PFOS	507.0 > 79.9	4.15e3	3.93e3	0.252	1.05	4.71	13.2	50.0332	100.7		
54	51	13C2-PFUdA	565 > 519.8	2.59e4	3.25e4	0.252	0.796	5.33	9.96	40.5616	81.7		
55	-1												
56	21	L-MeFOSAA	570 > 419		6.16e3	0.252							
57	22	Br-MeFOSAA	570. > 419		6.16e3	0.252							
58	71	Total N-MeFOSAA	570. > 419	0.00e0	6.16e3	0.252			0.000				
59	29	PFTrDA	662.9 > 618.9		2.39e4	0.252							
60	30	PFTeDA	712.8 > 669.0		1.52e4	0.252							
61	50	d3-N-MeFOSAA	573.3 > 419	6.16e3	3.25e4	0.252	0.190	5.15	2.37	40.9062	82.4		
62	50	d3-N-MeFOSAA	573.3 > 419	6.16e3	3.25e4	0.252	0.190	5.15	2.37	40.9062	82.4		
63	50	d3-N-MeFOSAA	573.3 > 419	6.16e3	3.25e4	0.252	0.190	5.15	2.37	40.9062	82.4		
64	53	13C2-PFDoA	615.0 > 569.7	2.39e4	2.69e4	0.252	0.888	5.61	11.1	39.9891	80.5		
65	55	13C2-PFTeDA	714.8 > 669.6	1.52e4	3.25e4	0.252	0.469	6.08	5.86	36.6526	73.8		
66	-1												
67	23	L-EtFOSAA	584.1 > 419		6.92e3	0.252							
68	24	Br-ETFOSAA	584.1 > 419		6.92e3	0.252							
69	72	Total N-EtFOSAA	584.1 > 419	0.00e0	6.92e3	0.252			0.000				
70	27	PFDoA	612.9 > 569.0		2.39e4	0.252							
71	73	TCDA	498.3>106.9			0.252							
72	52	d5-N-EtFOSAA	589.3 > 419	6.92e3	3.25e4	0.252	0.213	5.31	2.66	41.3243	83.2		
73	52	d5-N-EtFOSAA	589.3 > 419	6.92e3	3.25e4	0.252	0.213	5.31	2.66	41.3243	83.2		
74	52	d5-N-EtFOSAA	589.3 > 419	6.92e3	3.25e4	0.252	0.213	5.31	2.66	41.3243	83.2		

GM 9/20/2018

Dataset: Z:\Projects\PFAS.PRO\Results\180919M1\180919M1-91.qld

MMM 9/21/2018

Last Altered: Thursday, September 20, 2018 16:51:20 Pacific Daylight Time
Printed: Thursday, September 20, 2018 16:51:33 Pacific Daylight Time

Name: 180919M1_91, Date: 20-Sep-2018, Time: 07:59:41, ID: 1802860-11 PW1808281345SK 0.25169, Description: PW1808281345SK

	#	Name	Trace	Area	IS Area	Wt/Vol	RRF	RT	Response	Conc.	%Rec	Ion Ratio	Ratio Out?
75	53	13C2-PFDoA	615.0 > 569.7	2.39e4	2.69e4	0.252	0.888	5.61	11.1	39.9891	80.5		
76	47	13C8-PFOS	507.0 > 79.9	4.15e3	3.93e3	0.252	1.05	4.71	13.2	50.0332	100.7		
77	-1												
78	60	13C4-PFBA	217. > 172	1.46e4	1.46e4	0.252	1.00	1.22	12.5	49.6643	100.0		
79	61	13C5-PFHxA	318 > 272.9	2.58e4	2.58e4	0.252	1.00	3.03	12.5	49.6643	100.0		
80	62	13C3-PFHxS	401.8 > 79.9	3.88e3	3.88e3	0.252	1.00	3.81	12.5	49.6643	100.0		
81	63	13C8-PFOA	420.9 > 376	3.59e4	3.59e4	0.252	1.00	4.18	12.5	49.6643	100.0		
82	64	13C9-PFNA	472.2 > 426.9	2.68e4	2.68e4	0.252	1.00	4.62	12.5	49.6643	100.0		
83	65	13C4-PFOS	503 > 79.9	3.93e3	3.93e3	0.252	1.00	4.71	12.5	49.6643	100.0		
84	66	13C6-PFDA	519.1 > 473.7	2.69e4	2.69e4	0.252	1.00	5.00	12.5	49.6643	100.0		
85	67	13C7-PFUdA	570.1 > 524.8	3.25e4	3.25e4	0.252	1.00	5.33	12.5	49.6643	100.0		

GM 9/20/2018

Dataset: Z:\Projects\PFAS.PRO\Results\180919M1\180919M1-91.qld

MMM 9/21/2018

Last Altered: Thursday, September 20, 2018 16:51:20 Pacific Daylight Time
Printed: Thursday, September 20, 2018 16:51:33 Pacific Daylight Time

Method: Z:\Projects\PFAS.pro\MethDB\PFAS_FULL_80C_091918.mdb 20 Sep 2018 08:42:56
Calibration: Z:\Projects\PFAS.pro\CurveDB\C18_VAL-PFAS_Q4_09-18-18.cdb 19 Sep 2018 09:23:23

Name: 180919M1_91, Date: 20-Sep-2018, Time: 07:59:41, ID: 1802860-11 PW1808281345SK 0.25169, Description: PW1808281345SK

PFBA

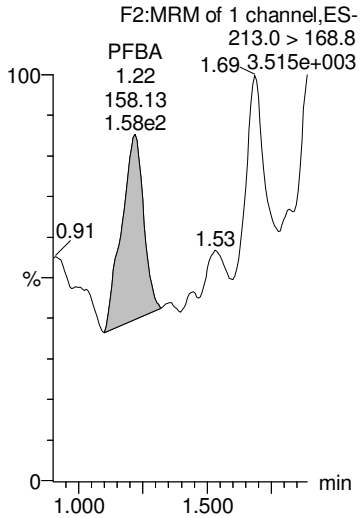

PFPeA

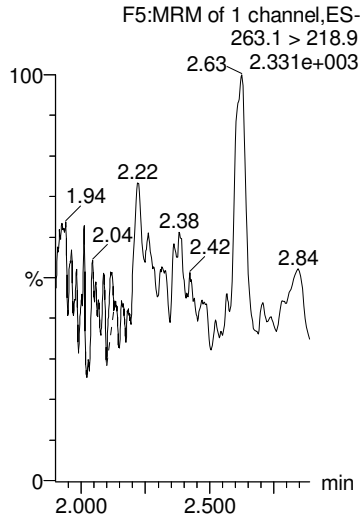

PFBS

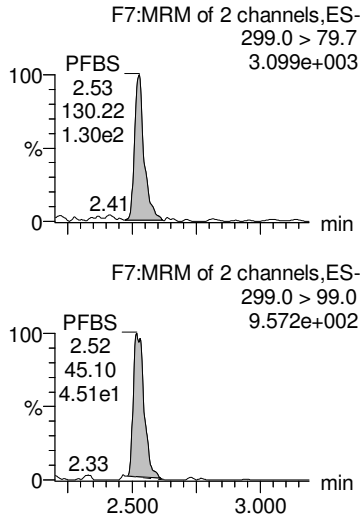

4:2 FTS

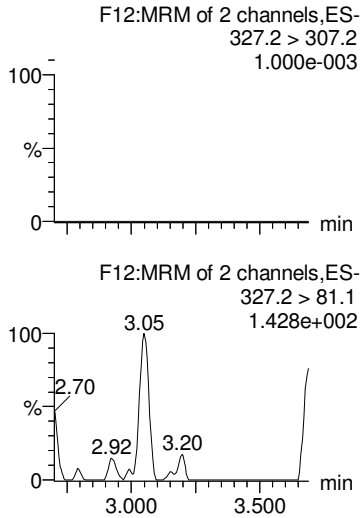

PFHxA

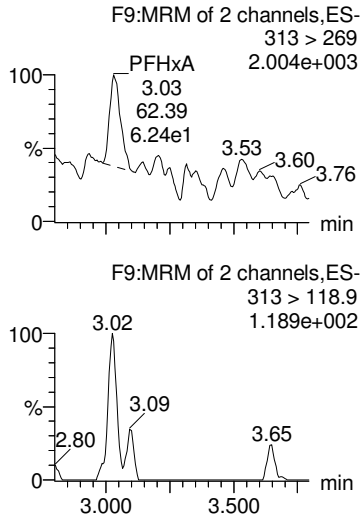

13C3-PFBA

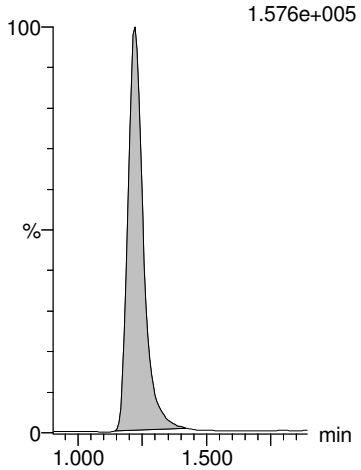

13C3-PFPeA

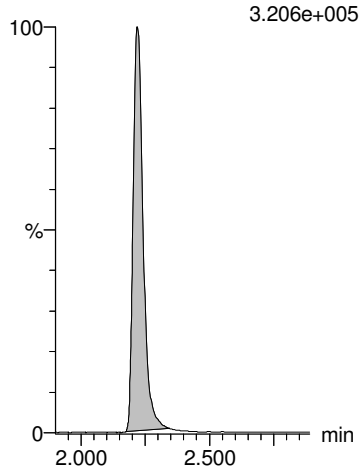

13C3-PFBS

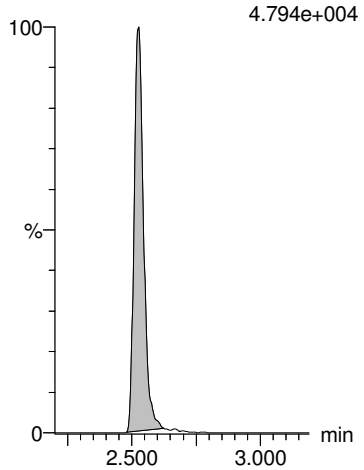

13C2-4:2 FTS

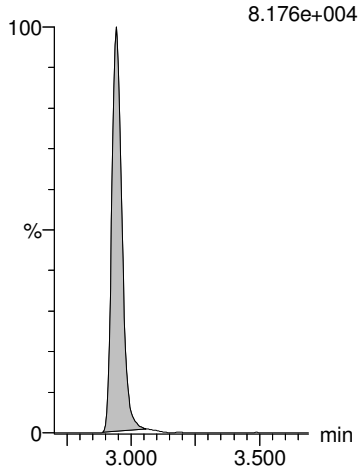

13C2-PFHxA

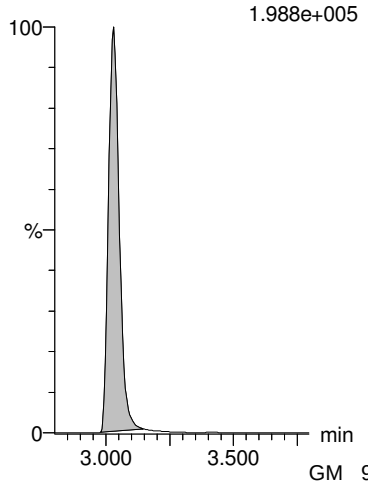

GM 9/20/2018

Dataset: Z:\Projects\PFAS.PRO\Results\180919M1\180919M1-91.qld

MMM 9/21/2018

Last Altered: Thursday, September 20, 2018 16:51:20 Pacific Daylight Time
Printed: Thursday, September 20, 2018 16:51:33 Pacific Daylight Time

Name: 180919M1_91, Date: 20-Sep-2018, Time: 07:59:41, ID: 1802860-11 PW1808281345SK 0.25169, Description: PW1808281345SK

PFHpA

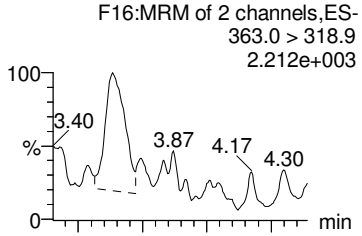

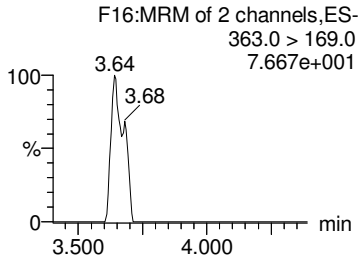

PFPeS

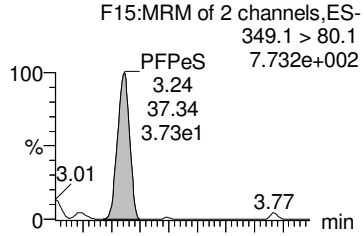

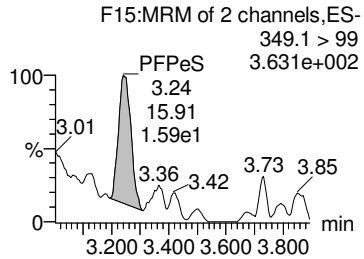

L-PFHxS

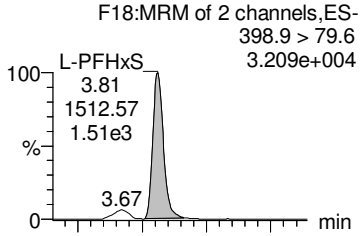

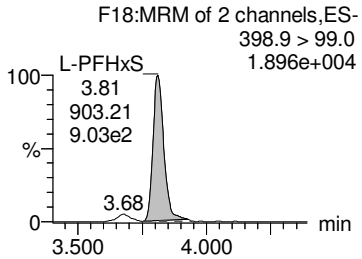

Br-PFHxS

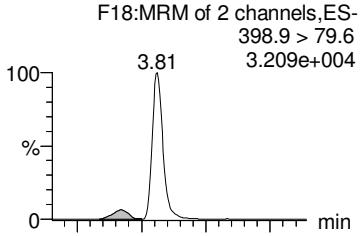

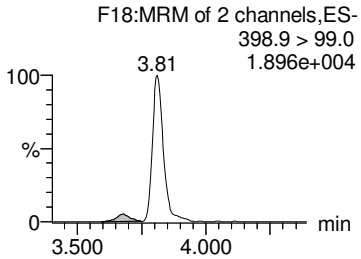

Total PFHxS

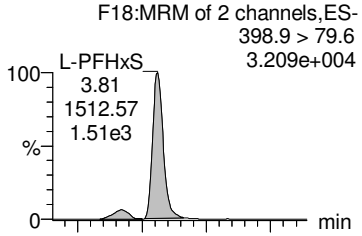

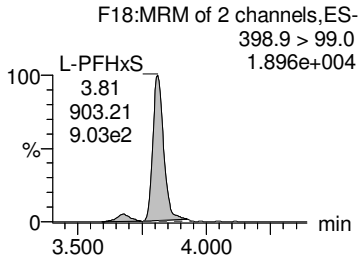

13C4-PFHpA

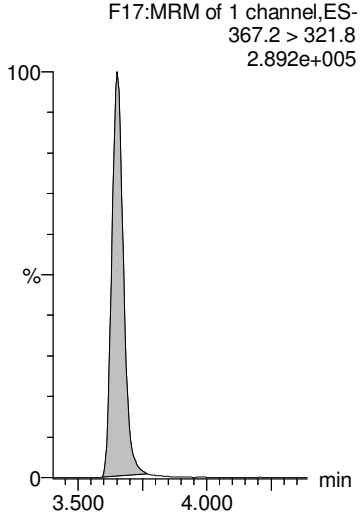

13C3-PFBS

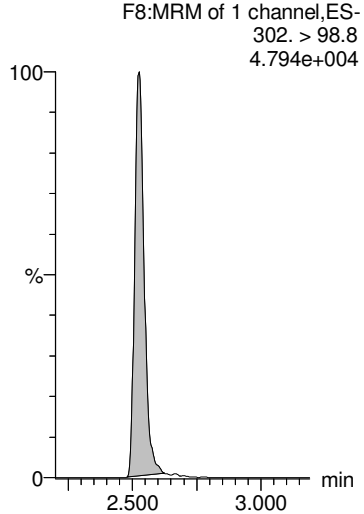

18O2-PFHxS

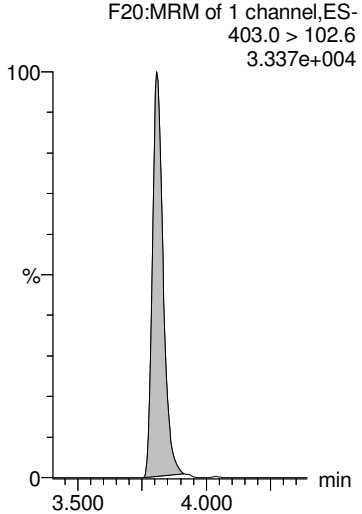

18O2-PFHxS

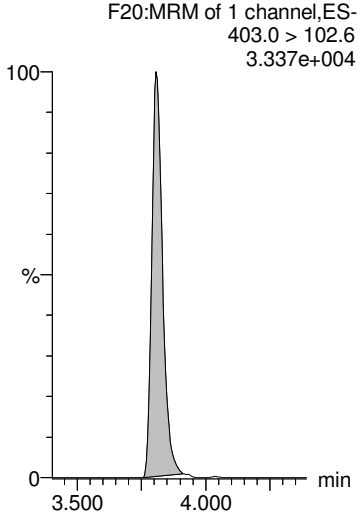

18O2-PFHxS

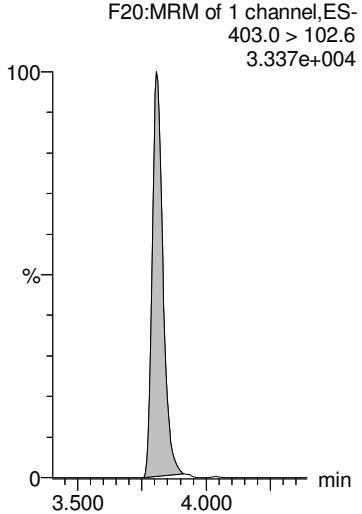

GM 9/20/2018

Dataset: Z:\Projects\PFAS.PRO\Results\180919M1\180919M1-91.qld

MMM 9/21/2018

Last Altered: Thursday, September 20, 2018 16:51:20 Pacific Daylight Time
Printed: Thursday, September 20, 2018 16:51:33 Pacific Daylight Time

Name: 180919M1_91, Date: 20-Sep-2018, Time: 07:59:41, ID: 1802860-11 PW1808281345SK 0.25169, Description: PW1808281345SK

6:2 FTS

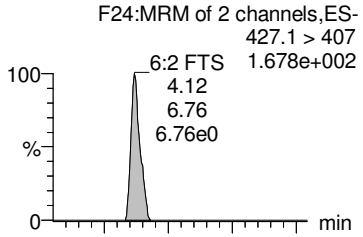

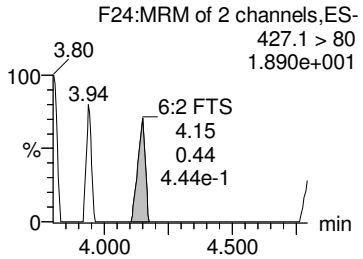

PFHpS

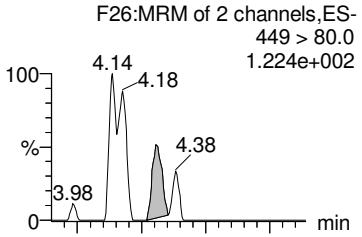

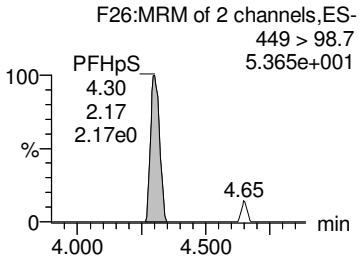

L-PFOA

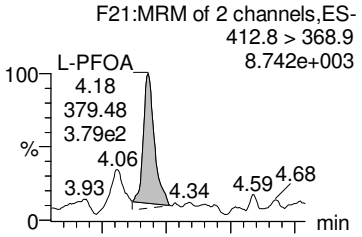

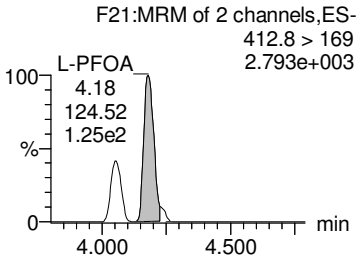

Br-PFOA

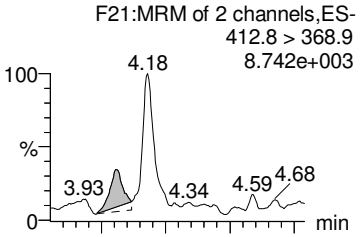

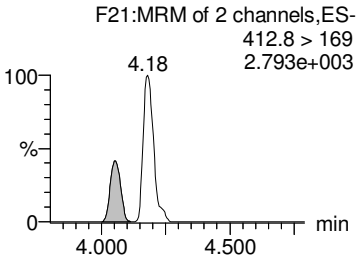

Total PFOA

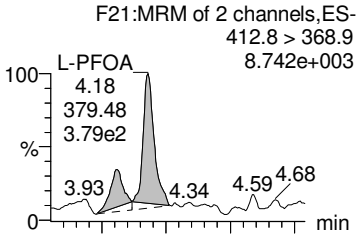

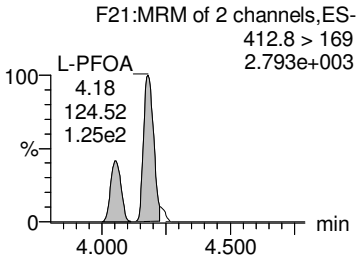

13C2-6:2 FTS

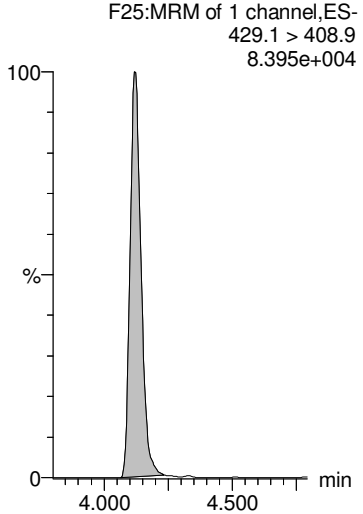

13C2-PFOA

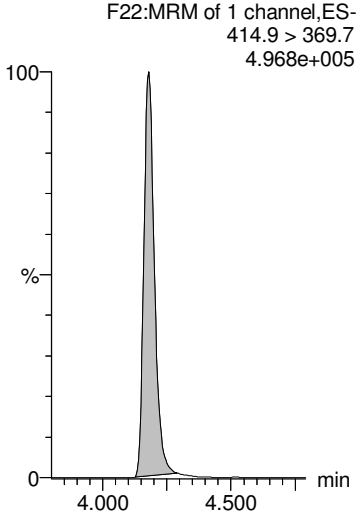

13C2-PFOA

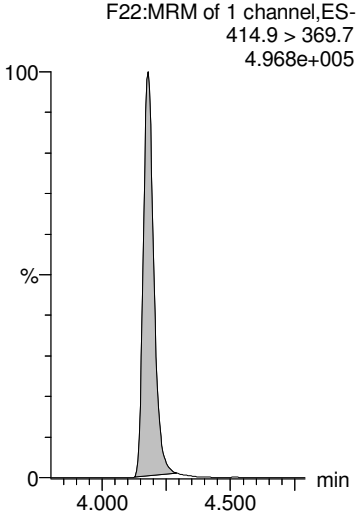

13C2-PFOA

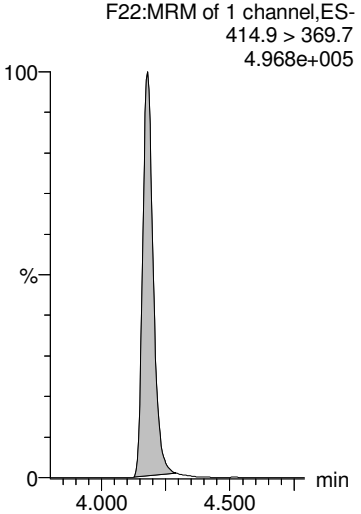

13C2-PFOA

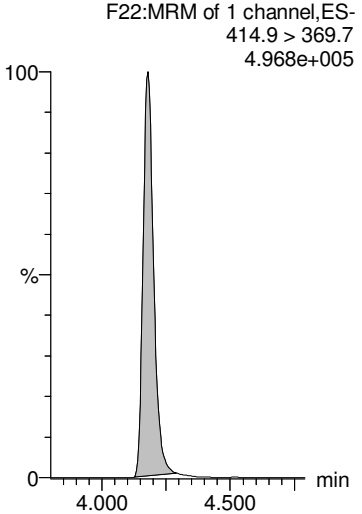

GM 9/20/2018

Dataset: Z:\Projects\PFAS.PRO\Results\180919M1\180919M1-91.qld

MMM 9/21/2018

Last Altered: Thursday, September 20, 2018 16:51:20 Pacific Daylight Time
Printed: Thursday, September 20, 2018 16:51:33 Pacific Daylight Time

Name: 180919M1_91, Date: 20-Sep-2018, Time: 07:59:41, ID: 1802860-11 PW1808281345SK 0.25169, Description: PW1808281345SK

PFNA

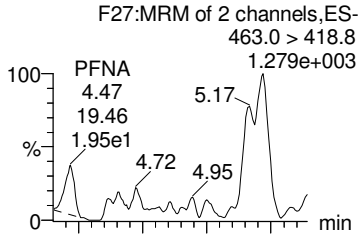

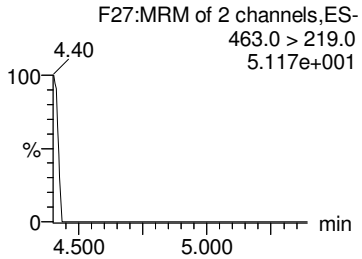

PFOSA

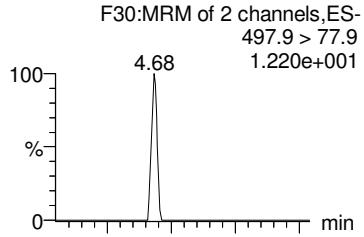

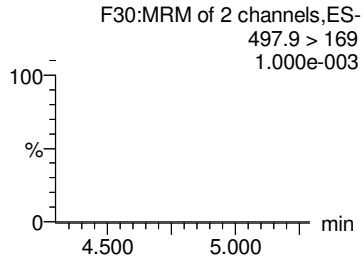

L-PFOS

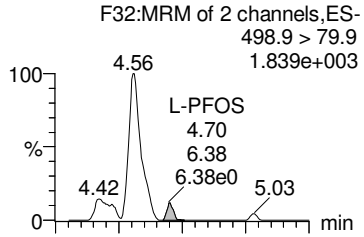

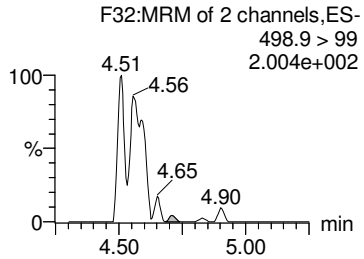

Br-PFOS

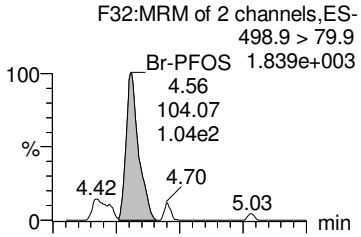

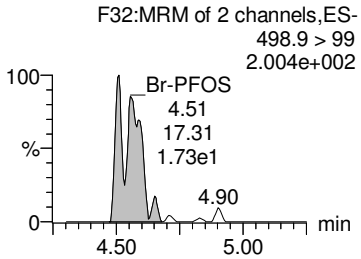

Total PFOS

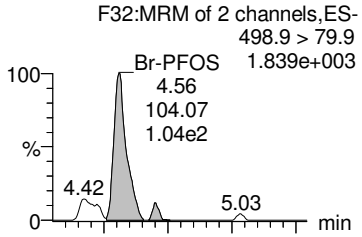

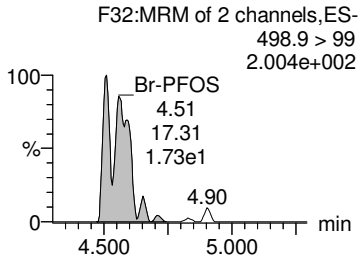

13C5-PFNA

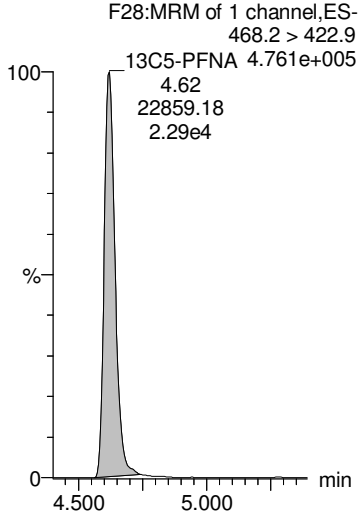

13C8-PFOSA

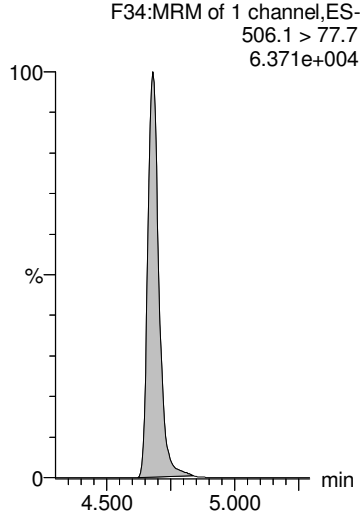

13C8-PFOS

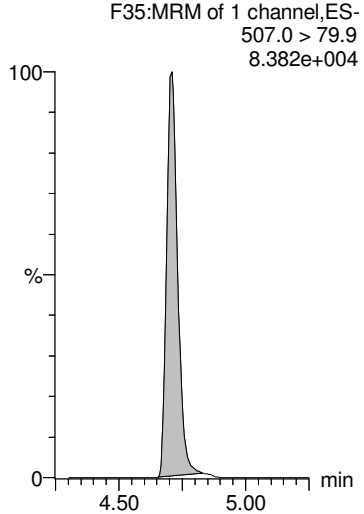

13C8-PFOS

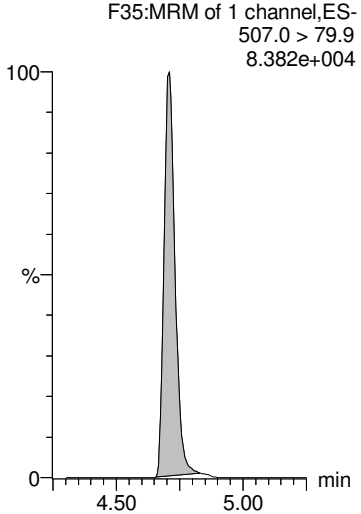

13C8-PFOS

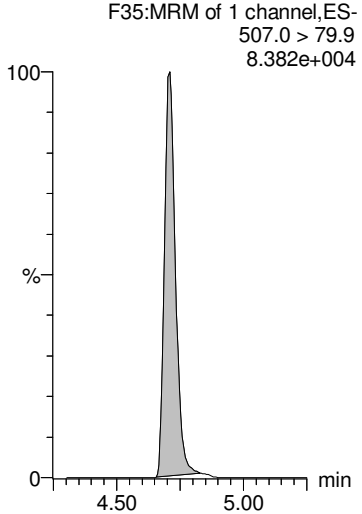

GM 9/20/2018

Dataset: Z:\Projects\PFAS.PRO\Results\180919M1\180919M1-91.qld

MMM 9/21/2018

Last Altered: Thursday, September 20, 2018 16:51:20 Pacific Daylight Time
Printed: Thursday, September 20, 2018 16:51:33 Pacific Daylight Time

Name: 180919M1_91, Date: 20-Sep-2018, Time: 07:59:41, ID: 1802860-11 PW1808281345SK 0.25169, Description: PW1808281345SK

PFDA

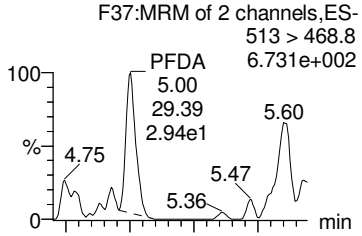

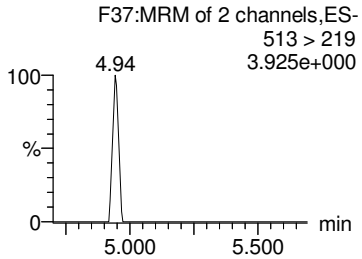

8:2 FTS

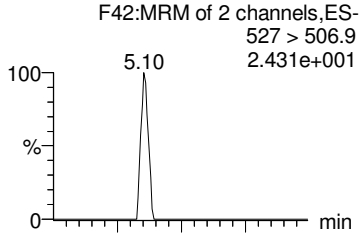

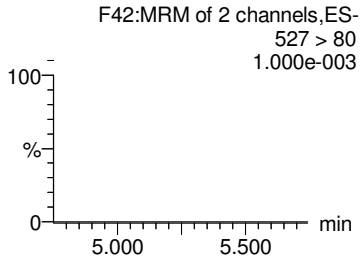

PFNS

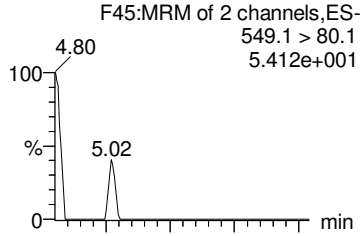

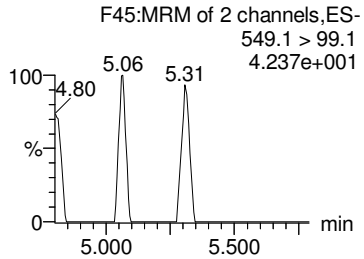

PFDS

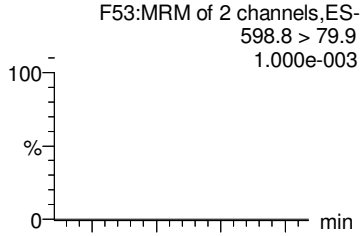

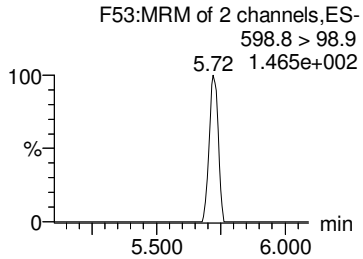

PFUdA

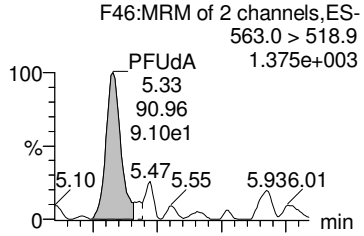

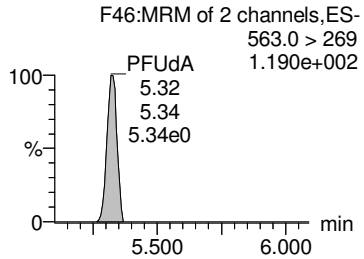

13C2-PFDA

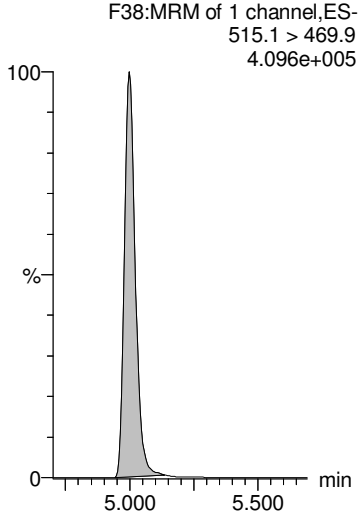

13C2-8:2 FTS

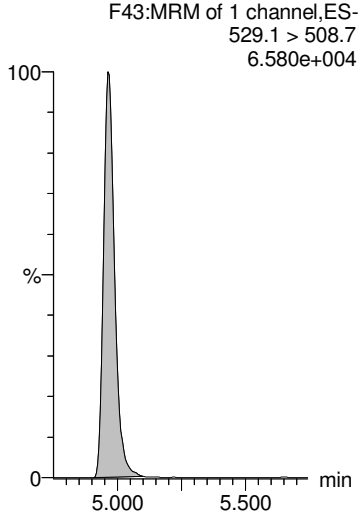

13C8-PFOS

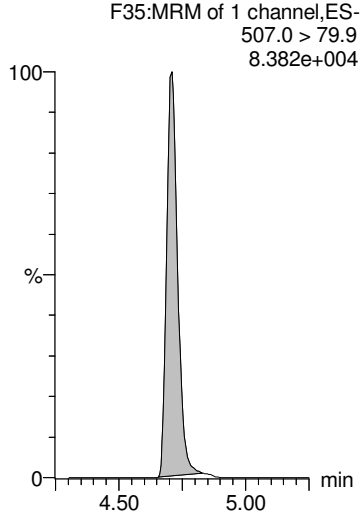

13C8-PFOS

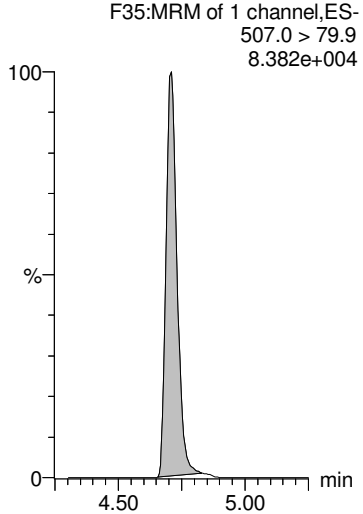

13C2-PFUdA

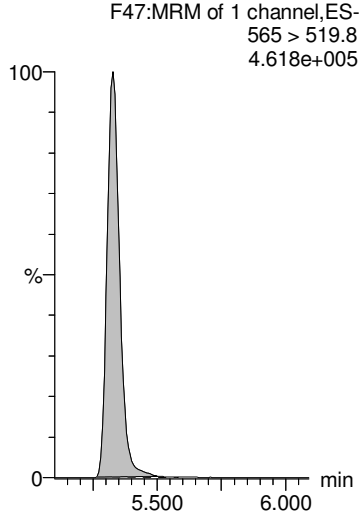

GM 9/20/2018

Dataset: Z:\Projects\PFAS.PRO\Results\180919M1\180919M1-91.qld

MMM 9/21/2018

Last Altered: Thursday, September 20, 2018 16:51:20 Pacific Daylight Time
Printed: Thursday, September 20, 2018 16:51:33 Pacific Daylight Time

Name: 180919M1_91, Date: 20-Sep-2018, Time: 07:59:41, ID: 1802860-11 PW1808281345SK 0.25169, Description: PW1808281345SK

L-MeFOSAA

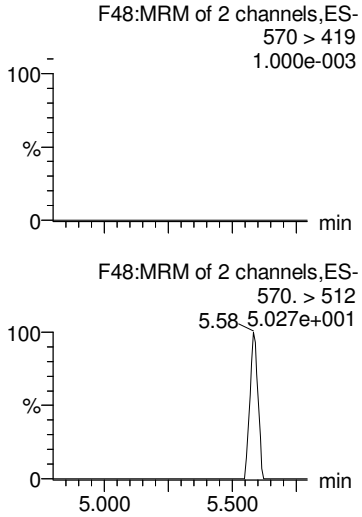

Br-MeFOSAA

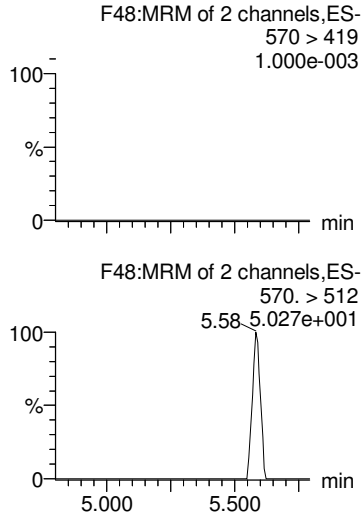

Total N-MeFOSAA

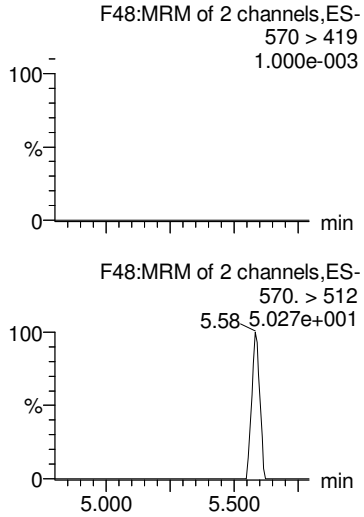

PFTrDA

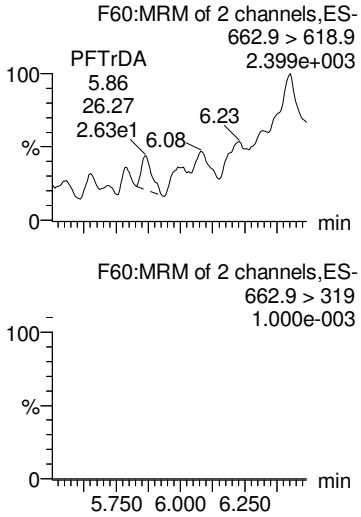

PFTeDA

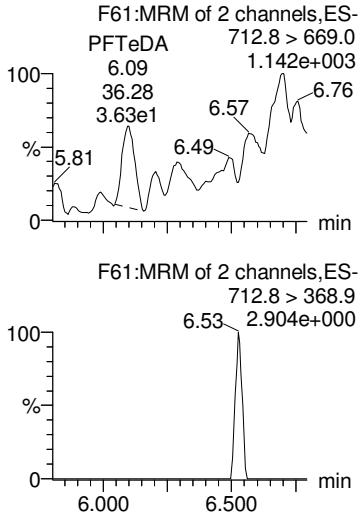

d3-N-MeFOSAA

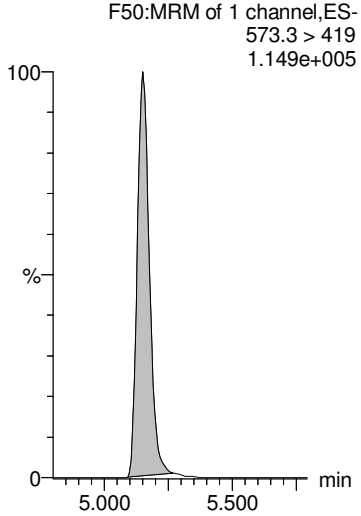

d3-N-MeFOSAA

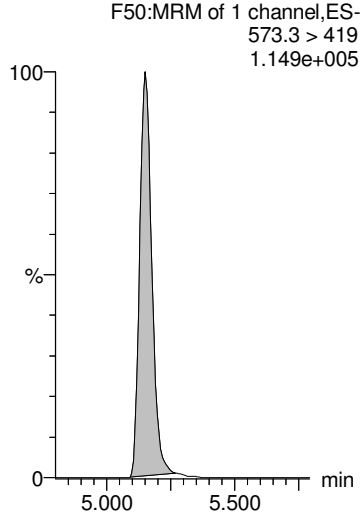

d3-N-MeFOSAA

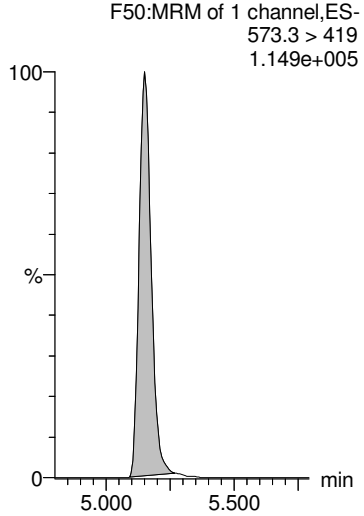

13C2-PFDoA

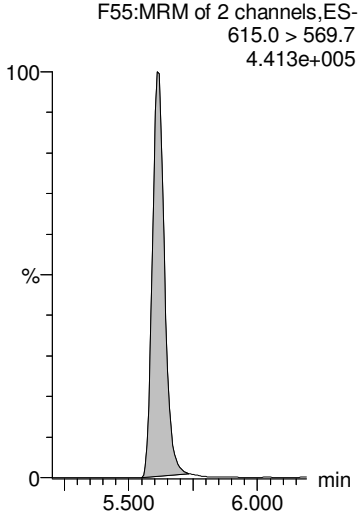

13C2-PFTeDA

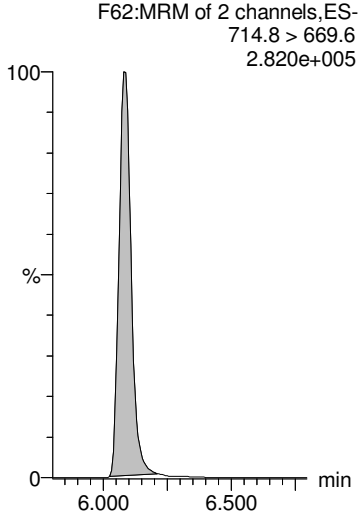

GM 9/20/2018

Dataset: Z:\Projects\PFAS.PRO\Results\180919M1\180919M1-91.qld

MMM 9/21/2018

Last Altered: Thursday, September 20, 2018 16:51:20 Pacific Daylight Time
Printed: Thursday, September 20, 2018 16:51:33 Pacific Daylight Time

Name: 180919M1_91, Date: 20-Sep-2018, Time: 07:59:41, ID: 1802860-11 PW1808281345SK 0.25169, Description: PW1808281345SK

L-EtFOSAA

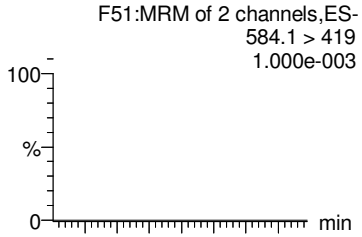

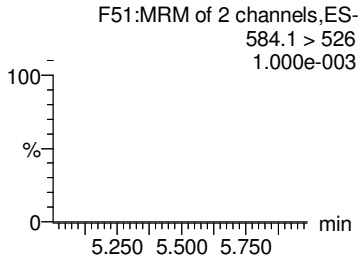

Br-ETFOSAA

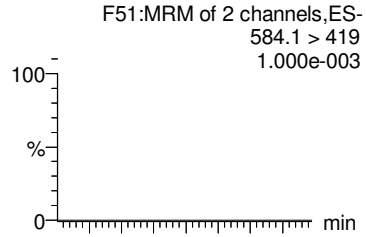

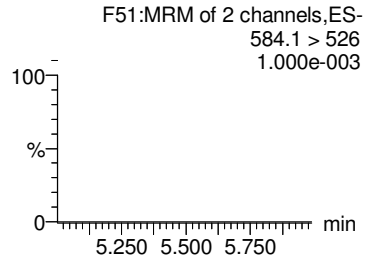

Total N-EtFOSAA

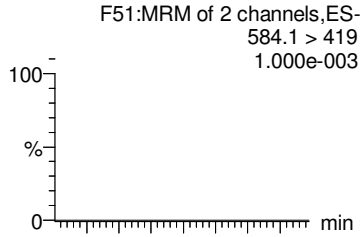

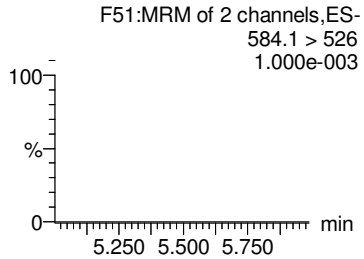

PFDoA

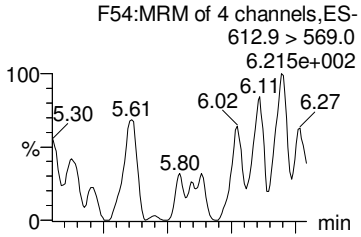

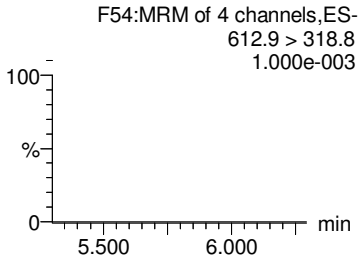

TCDA

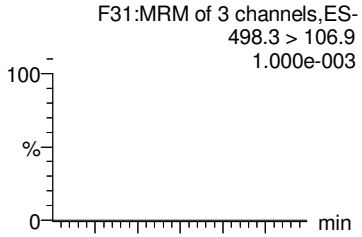

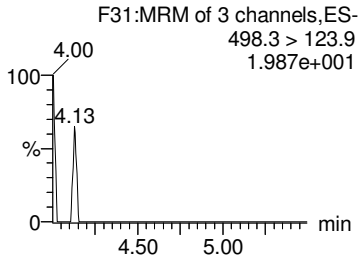

d5-N-EtFOSAA

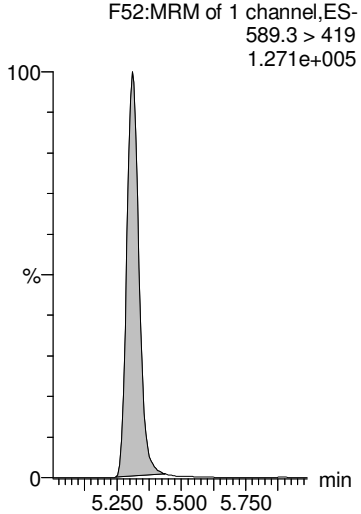

d5-N-EtFOSAA

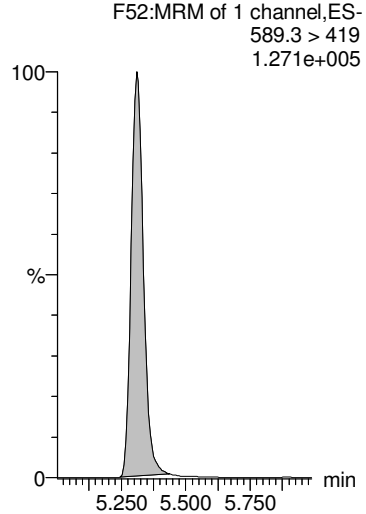

d5-N-EtFOSAA

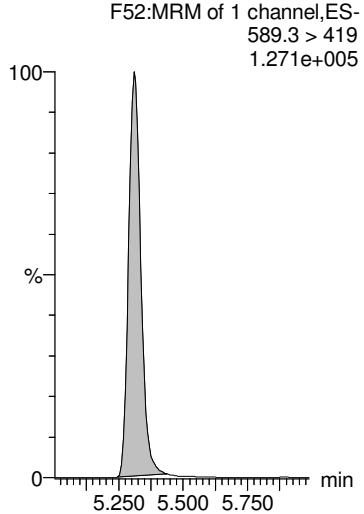

13C2-PFDoA

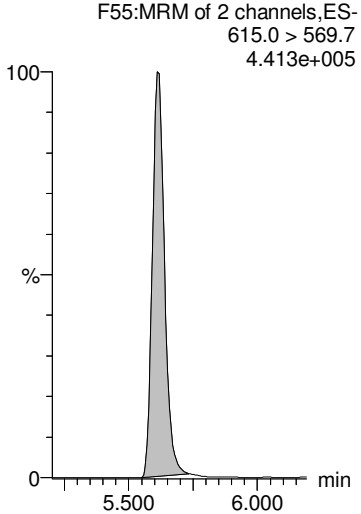

13C8-PFOS

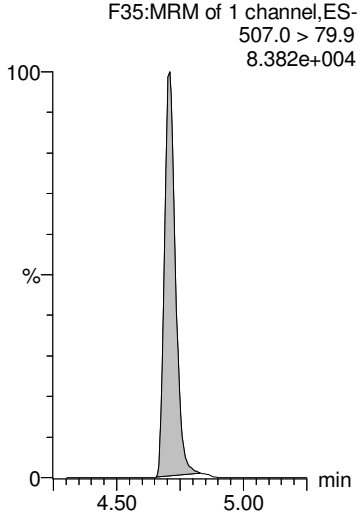

GM 9/20/2018

Dataset: Z:\Projects\PFAS.PRO\Results\180919M1\180919M1-91.qld

MMM 9/21/2018

Last Altered: Thursday, September 20, 2018 16:51:20 Pacific Daylight Time
Printed: Thursday, September 20, 2018 16:51:33 Pacific Daylight Time

Name: 180919M1_91, Date: 20-Sep-2018, Time: 07:59:41, ID: 1802860-11 PW1808281345SK 0.25169, Description: PW1808281345SK

13C4-PFBA

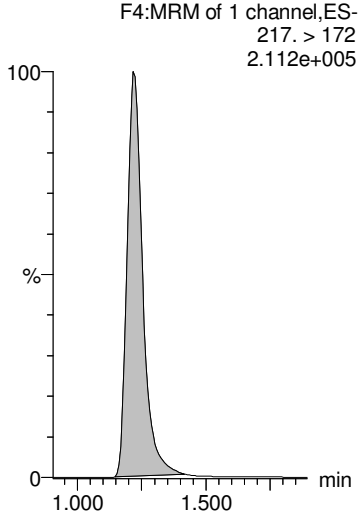

13C5-PFHxA

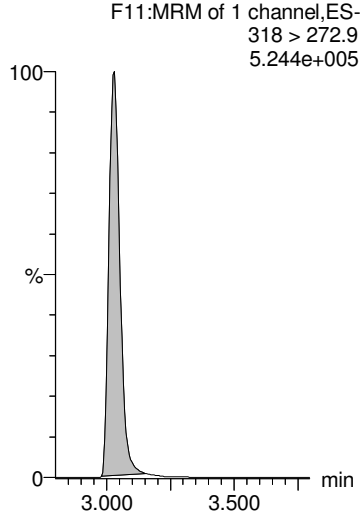

13C3-PFHxS

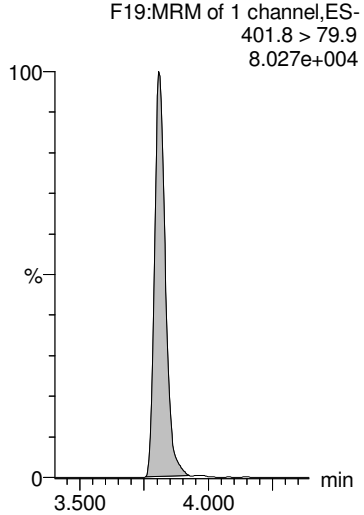

13C8-PFOA

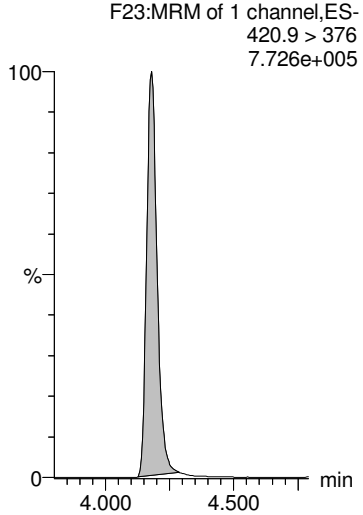

13C9-PFNA

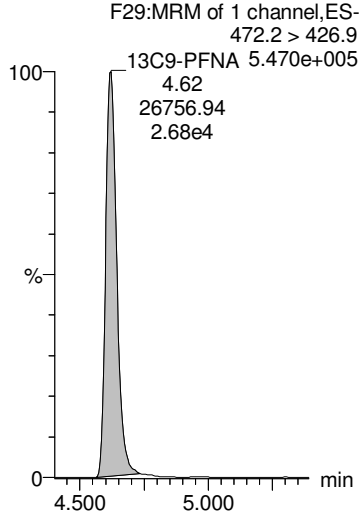

13C4-PFOS

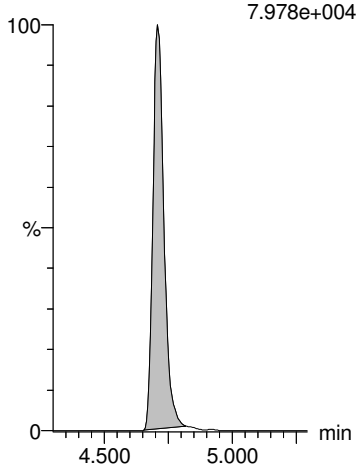

13C6-PFDA

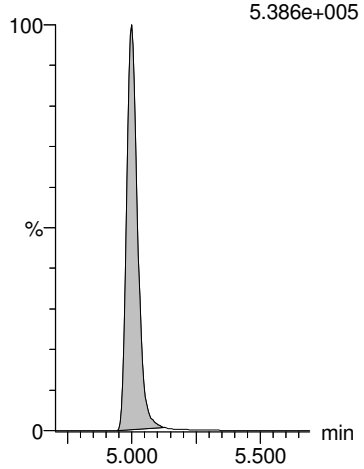

13C7-PFUdA

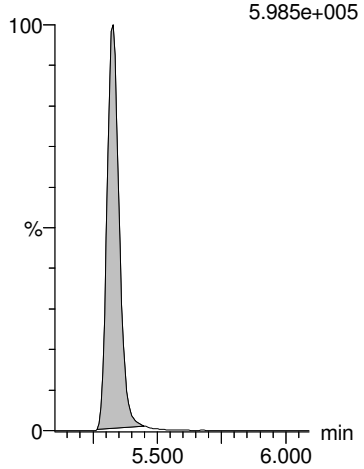

GM 9/20/2018

Dataset: Z:\Projects\PFAS.PRO\Results\180919M1\180919M1-92.qld

MMM 9/21/2018

Last Altered: Thursday, September 20, 2018 16:58:18 Pacific Daylight Time
Printed: Thursday, September 20, 2018 16:58:21 Pacific Daylight Time

Name: 180919M1_92, Date: 20-Sep-2018, Time: 08:10:15, ID: 1802860-12 SW1808281405SK 0.24825, Description: SW1808281405SK

	#	Name	Trace	Area	IS Area	Wt/Vol	RRF	RT	Response	Conc.	%Rec	Ion Ratio	Ratio Out?
1	1	PFBA	213.0 > 168.8	1.03e3	1.22e4	0.248	0.000	1.21	1.06	3.6752			
2	2	PFPeA	263.1 > 218.9	1.63e3	1.61e4	0.248	0.000	2.22	1.26	5.1871			
3	3	PFBS	299.0 > 79.7	6.45e1	2.45e3	0.248	0.000	2.52	0.329	1.0655		3.70	YES
4	4	4:2 FTS	327.2>307.2		4.27e3	0.248							
5	5	PFHxA	313 > 269	2.32e3	1.08e4	0.248	0.000	3.03	1.07	4.2781		15.2	NO
6	36	13C3-PFBA	216.1 > 171.8	1.22e4	1.62e4	0.248	0.751	1.22	9.39	50.3521	100.0		
7	37	13C3-PFPeA	266. > 221.8	1.61e4	2.96e4	0.248	0.545	2.21	6.81	48.6693	96.7		
8	38	13C3-PFBS	302. > 98.8	2.45e3	4.68e3	0.248	0.524	2.52	6.55	52.4798	104.2		
9	39	13C2-4:2 FTS	329.2>308.9	4.27e3	4.68e3	0.248	0.913	2.95	11.4	42.1442	83.7		
10	40	13C2-PFHxA	315 > 270	1.08e4	2.96e4	0.248	0.914	3.03	4.57	19.5154	96.9		
11	-1												
12	7	PFHpA	363.0 > 318.9	1.03e3	1.68e4	0.248	0.000	3.65	0.766	2.5594		21.5	NO
13	6	PFPeS	349.1>80.1		2.45e3	0.248							
14	8	L-PFHxS	398.9 > 79.6	1.35e3	1.92e3	0.248	0.000	3.81	8.78	18.3928		1.59	NO
15	9	Br-PFHxS	398.9 > 79.6	1.81e2	1.92e3	0.248	0.000	3.68	1.17	2.5721		2.49	NO
16	68	Total PFHxS	398.9 > 79.6	1.53e3	1.92e3	0.248			9.95	20.9648			
17	41	13C4-PFHpA	367.2 > 321.8	1.68e4	2.96e4	0.248	0.566	3.65	7.07	50.4613	100.2		
18	38	13C3-PFBS	302. > 98.8	2.45e3	4.68e3	0.248	0.524	2.52	6.55	52.4798	104.2		
19	42	18O2-PFHxS	403.0 > 102.6	1.92e3	4.68e3	0.248	0.411	3.81	5.13	51.7478	102.8		
20	42	18O2-PFHxS	403.0 > 102.6	1.92e3	4.68e3	0.248	0.411	3.81	5.13	51.7478	102.8		
21	42	18O2-PFHxS	403.0 > 102.6	1.92e3	4.68e3	0.248	0.411	3.81	5.13	51.7478	102.8		
22	-1												
23	10	6:2 FTS	427.1 > 407	2.43e2	5.00e3	0.248	0.000	4.12	0.608	2.0197		3.67	NO
24	13	PFHpS	449 > 80.0	9.07e1	4.91e3	0.248	0.000	4.29	0.231	0.9201		1.02	YES
25	11	L-PFOA	412.8 > 368.9	4.06e3	2.74e4	0.248	0.000	4.18	1.86	5.1322		3.80	NO
26	12	Br-PFOA	412.8 > 368.9	2.69e2	2.74e4	0.248	0.000	4.06	0.123	0.2735		2.84	NO
27	69	Total PFOA	412.8 > 368.9	4.33e3	2.74e4	0.248			1.98	5.4057			
28	43	13C2-6:2 FTS	429.1 > 408.9	5.00e3	5.03e3	0.248	0.994	4.12	12.4	43.0846	85.6		
29	44	13C2-PFOA	414.9 > 369.7	2.74e4	4.18e4	0.248	0.655	4.18	8.19	47.0230	93.4		
30	44	13C2-PFOA	414.9 > 369.7	2.74e4	4.18e4	0.248	0.655	4.18	8.19	47.0230	93.4		
31	44	13C2-PFOA	414.9 > 369.7	2.74e4	4.18e4	0.248	0.655	4.18	8.19	47.0230	93.4		
32	44	13C2-PFOA	414.9 > 369.7	2.74e4	4.18e4	0.248	0.655	4.18	8.19	47.0230	93.4		
33	-1												
34	14	PFNA	463.0 > 418.8	2.83e2	2.57e4	0.248	0.000	4.62	0.138	0.4356		4.99	NO
35	15	PFOSA	497.9 > 77.9		3.58e3	0.248							
36	16	L-PFOS	498.9 > 79.9	3.74e2	4.91e3	0.248	0.000	4.71	0.952	3.8072		1.53	NO
37	17	Br-PFOS	498.9 > 79.9	4.00e2	4.91e3	0.248	0.000	4.57	1.02	4.0748		4.34	NO

GM 9/20/2018

Dataset: Z:\Projects\PFAS.PRO\Results\180919M1\180919M1-92.qld

MMM 9/21/2018

Last Altered: Thursday, September 20, 2018 16:58:18 Pacific Daylight Time
Printed: Thursday, September 20, 2018 16:58:21 Pacific Daylight Time

Name: 180919M1_92, Date: 20-Sep-2018, Time: 08:10:15, ID: 1802860-12 SW1808281405SK 0.24825, Description: SW1808281405SK

	#	Name	Trace	Area	IS Area	Wt/Vol	RRF	RT	Response	Conc.	%Rec	Ion Ratio	Ratio Out?
38	70	Total PFOS	498.9 > 79.9	7.74e2	4.91e3	0.248			1.97	7.8821			
39	45	13C5-PFNA	468.2 > 422.9	2.57e4	3.14e4	0.248	0.816	4.62	10.2	42.5270	84.5		
40	46	13C8-PFOSA	506.1 > 77.7	3.58e3	3.78e4	0.248	0.0948	4.68	1.18	28.6729	56.9		
41	47	13C8-PFOS	507.0 > 79.9	4.91e3	5.03e3	0.248	0.976	4.71	12.2	46.9301	93.2		
42	47	13C8-PFOS	507.0 > 79.9	4.91e3	5.03e3	0.248	0.976	4.71	12.2	46.9301	93.2		
43	47	13C8-PFOS	507.0 > 79.9	4.91e3	5.03e3	0.248	0.976	4.71	12.2	46.9301	93.2		
44	-1												
45	18	PFDA	513 > 468.8	6.83e1	2.35e4	0.248	0.000	4.99	0.0363	0.0107		40.3	YES
46	19	8:2 FTS	527 > 506.9		3.98e3	0.248							
47	20	PFNS	549.1 > 80.1		4.91e3	0.248							
48	26	PFDS	598.8 > 79.9		4.91e3	0.248							
49	25	PFUdA	563.0 > 518.9	8.89e1	2.96e4	0.248	0.000	5.33	0.0376	0.1109		20.0	YES
50	48	13C2-PFDA	515.1 > 469.9	2.35e4	3.21e4	0.248	0.734	5.00	9.17	40.1308	79.7		
51	49	13C2-8:2 FTS	529.1 > 508.7	3.98e3	5.03e3	0.248	0.791	4.96	9.89	44.0055	87.4		
52	47	13C8-PFOS	507.0 > 79.9	4.91e3	5.03e3	0.248	0.976	4.71	12.2	46.9301	93.2		
53	47	13C8-PFOS	507.0 > 79.9	4.91e3	5.03e3	0.248	0.976	4.71	12.2	46.9301	93.2		
54	51	13C2-PFUdA	565 > 519.8	2.96e4	3.78e4	0.248	0.782	5.33	9.77	40.3555	80.1		
55	-1												
56	21	L-MeFOSAA	570 > 419		6.92e3	0.248							
57	22	Br-MeFOSAA	570. > 419		6.92e3	0.248							
58	71	Total N-MeFOSAA	570. > 419	0.00e0	6.92e3	0.248			0.000				
59	29	PFTrDA	662.9 > 618.9		2.78e4	0.248							
60	30	PFTeDA	712.8 > 669.0		1.86e4	0.248							
61	50	d3-N-MeFOSAA	573.3 > 419	6.92e3	3.78e4	0.248	0.183	5.15	2.29	40.0536	79.5		
62	50	d3-N-MeFOSAA	573.3 > 419	6.92e3	3.78e4	0.248	0.183	5.15	2.29	40.0536	79.5		
63	50	d3-N-MeFOSAA	573.3 > 419	6.92e3	3.78e4	0.248	0.183	5.15	2.29	40.0536	79.5		
64	53	13C2-PFDoA	615.0 > 569.7	2.78e4	3.21e4	0.248	0.868	5.61	10.8	39.6416	78.7		
65	55	13C2-PFTeDA	714.8 > 669.6	1.86e4	3.78e4	0.248	0.491	6.08	6.14	38.8850	77.2		
66	-1												
67	23	L-EtFOSAA	584.1 > 419		8.17e3	0.248							
68	24	Br-ETFOSAA	584.1 > 419		8.17e3	0.248							
69	72	Total N-EtFOSAA	584.1 > 419	0.00e0	8.17e3	0.248			0.000				
70	27	PFDoA	612.9 > 569.0		2.78e4	0.248							
71	73	TCDA	498.3>106.9			0.248							
72	52	d5-N-EtFOSAA	589.3 > 419	8.17e3	3.78e4	0.248	0.216	5.31	2.70	42.4717	84.3		
73	52	d5-N-EtFOSAA	589.3 > 419	8.17e3	3.78e4	0.248	0.216	5.31	2.70	42.4717	84.3		
74	52	d5-N-EtFOSAA	589.3 > 419	8.17e3	3.78e4	0.248	0.216	5.31	2.70	42.4717	84.3		

GM 9/20/2018

Dataset: Z:\Projects\PFAS.PRO\Results\180919M1\180919M1-92.qld

MMM 9/21/2018

Last Altered: Thursday, September 20, 2018 16:58:18 Pacific Daylight Time
Printed: Thursday, September 20, 2018 16:58:21 Pacific Daylight Time

Name: 180919M1_92, Date: 20-Sep-2018, Time: 08:10:15, ID: 1802860-12 SW1808281405SK 0.24825, Description: SW1808281405SK

	#	Name	Trace	Area	IS Area	Wt/Vol	RRF	RT	Response	Conc.	%Rec	Ion Ratio	Ratio Out?
75	53	13C2-PFDoA	615.0 > 569.7	2.78e4	3.21e4	0.248	0.868	5.61	10.8	39.6416	78.7		
76	47	13C8-PFOS	507.0 > 79.9	4.91e3	5.03e3	0.248	0.976	4.71	12.2	46.9301	93.2		
77	-1												
78	60	13C4-PFBA	217. > 172	1.62e4	1.62e4	0.248	1.00	1.22	12.5	50.3525	100.0		
79	61	13C5-PFHxA	318 > 272.9	2.96e4	2.96e4	0.248	1.00	3.03	12.5	50.3525	100.0		
80	62	13C3-PFHxS	401.8 > 79.9	4.68e3	4.68e3	0.248	1.00	3.81	12.5	50.3525	100.0		
81	63	13C8-PFOA	420.9 > 376	4.18e4	4.18e4	0.248	1.00	4.18	12.5	50.3525	100.0		
82	64	13C9-PFNA	472.2 > 426.9	3.14e4	3.14e4	0.248	1.00	4.62	12.5	50.3525	100.0		
83	65	13C4-PFOS	503 > 79.9	5.03e3	5.03e3	0.248	1.00	4.71	12.5	50.3525	100.0		
84	66	13C6-PFDA	519.1 > 473.7	3.21e4	3.21e4	0.248	1.00	5.00	12.5	50.3525	100.0		
85	67	13C7-PFUdA	570.1 > 524.8	3.78e4	3.78e4	0.248	1.00	5.33	12.5	50.3525	100.0		

GM 9/20/2018

Dataset: Z:\Projects\PFAS.PRO\Results\180919M1\180919M1-92.qld

MMM 9/21/2018

Last Altered: Thursday, September 20, 2018 16:58:18 Pacific Daylight Time
Printed: Thursday, September 20, 2018 16:58:21 Pacific Daylight Time

Method: Z:\Projects\PFAS.pro\MethDB\PFAS_FULL_80C_091918.mdb 20 Sep 2018 08:42:56
Calibration: Z:\Projects\PFAS.pro\CurveDB\C18_VAL-PFAS_Q4_09-18-18.cdb 19 Sep 2018 09:23:23

Name: 180919M1_92, Date: 20-Sep-2018, Time: 08:10:15, ID: 1802860-12 SW1808281405SK 0.24825, Description: SW1808281405SK

PFBA

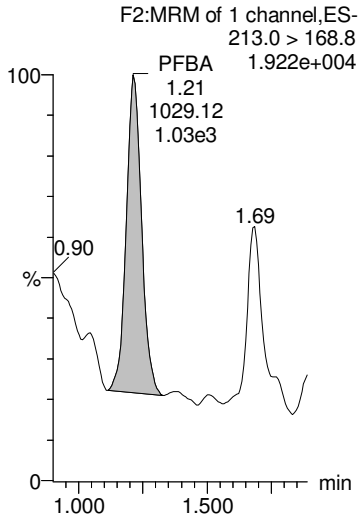

PFPeA

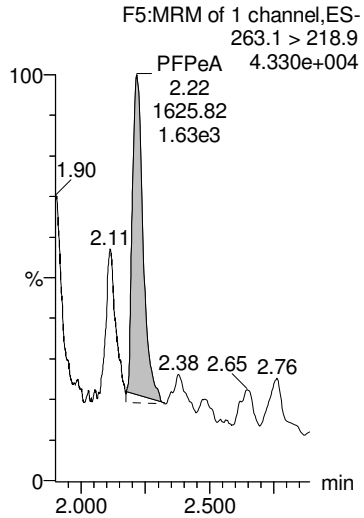

PFBS

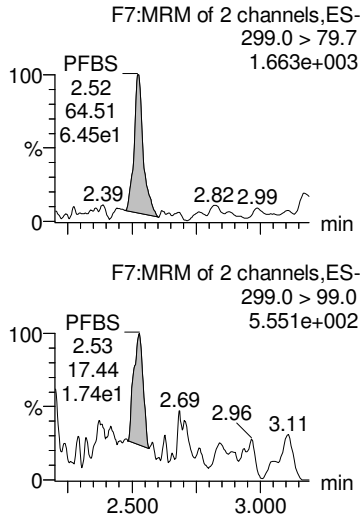

4:2 FTS

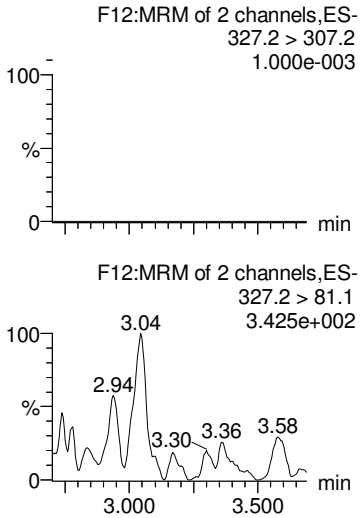

PFHxA

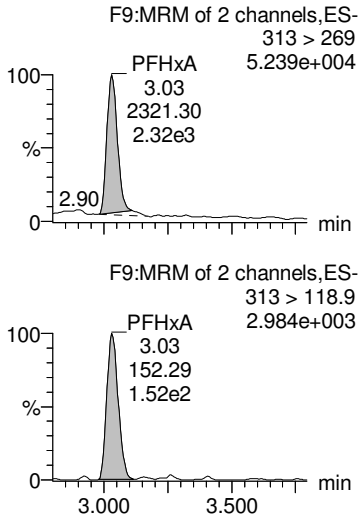

13C3-PFBA

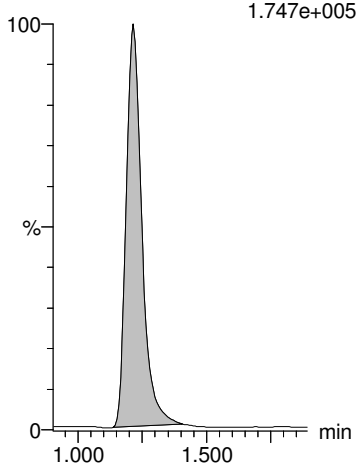

13C3-PFPeA

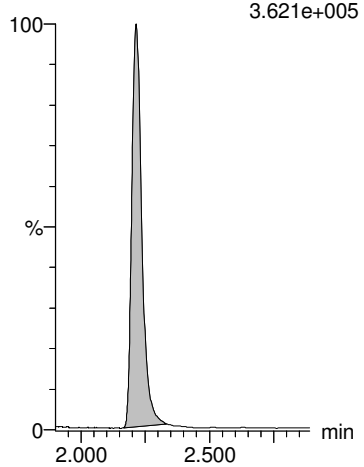

13C3-PFBS

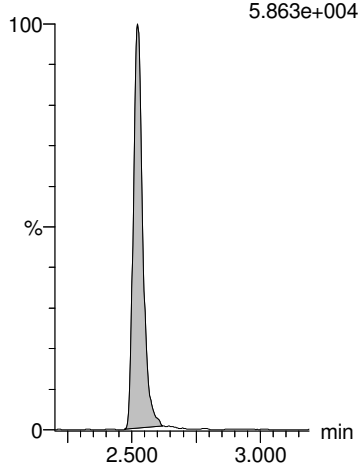

13C2-4:2 FTS

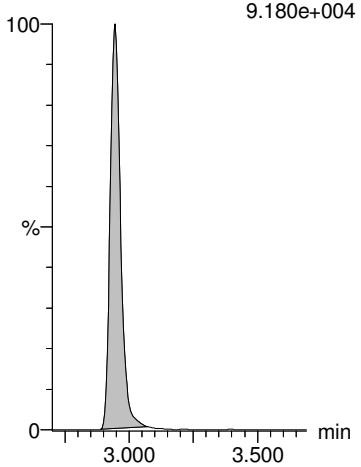

13C2-PFHxA

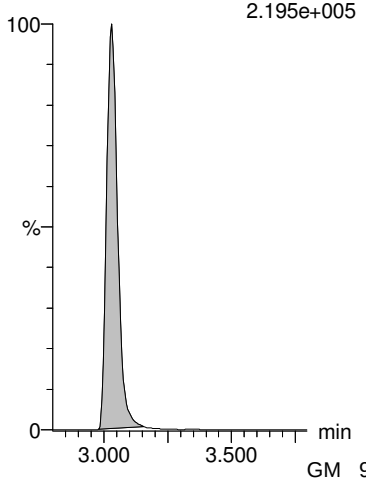

GM 9/20/2018

Dataset: Z:\Projects\PFAS.PRO\Results\180919M1\180919M1-92.qld

MMM 9/21/2018

Last Altered: Thursday, September 20, 2018 16:58:18 Pacific Daylight Time
Printed: Thursday, September 20, 2018 16:58:21 Pacific Daylight Time

Name: 180919M1_92, Date: 20-Sep-2018, Time: 08:10:15, ID: 1802860-12 SW1808281405SK 0.24825, Description: SW1808281405SK

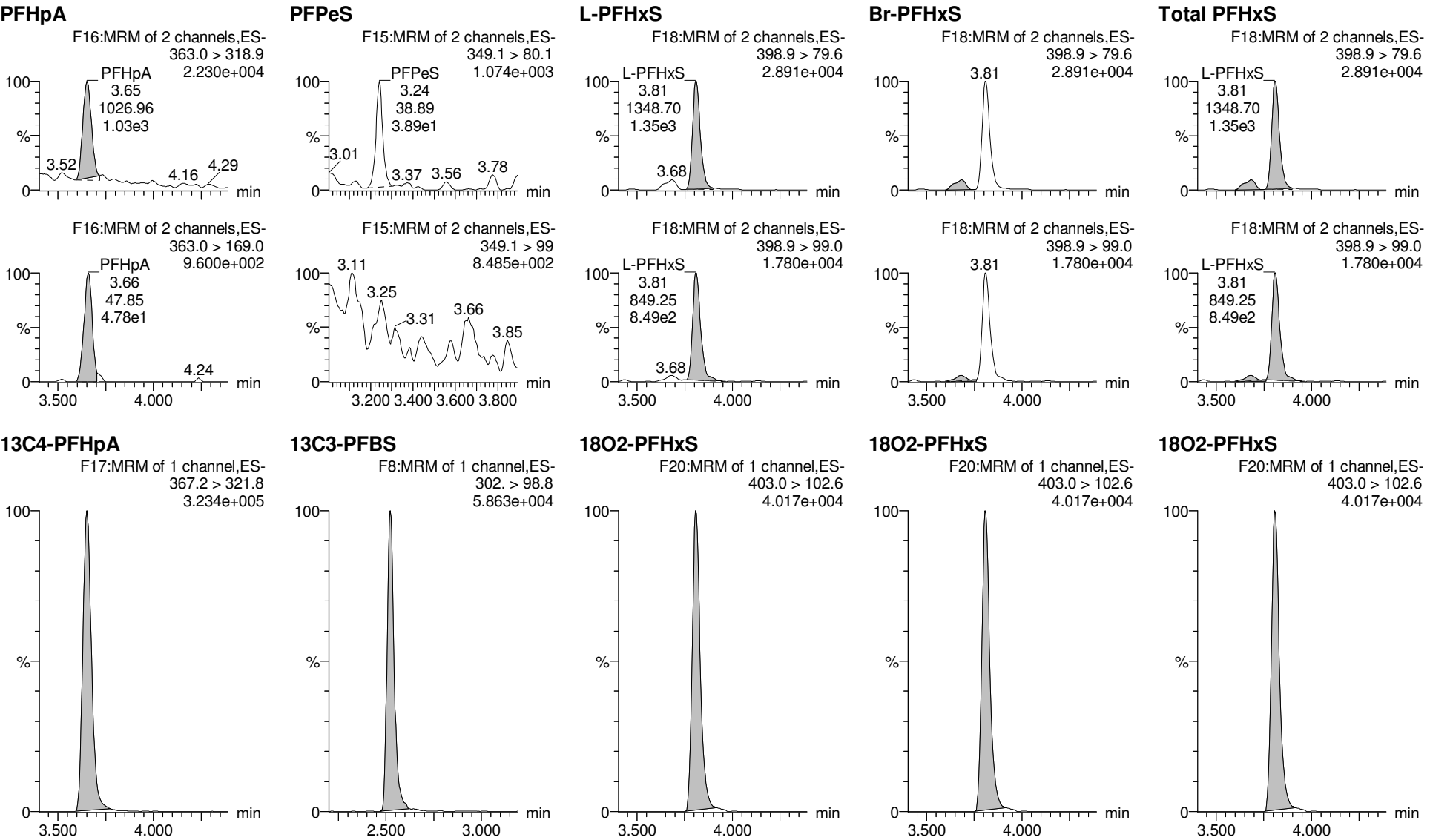

GM 9/20/2018

Dataset: Z:\Projects\PFAS.PRO\Results\180919M1\180919M1-92.qld

MMM 9/21/2018

Last Altered: Thursday, September 20, 2018 16:58:18 Pacific Daylight Time
Printed: Thursday, September 20, 2018 16:58:21 Pacific Daylight Time

Name: 180919M1_92, Date: 20-Sep-2018, Time: 08:10:15, ID: 1802860-12 SW1808281405SK 0.24825, Description: SW1808281405SK

6:2 FTS

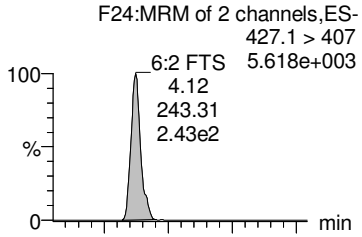

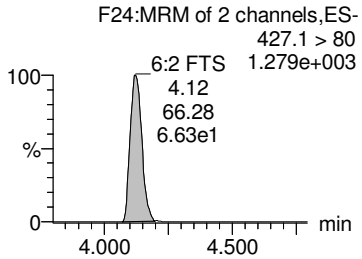

PFHpS

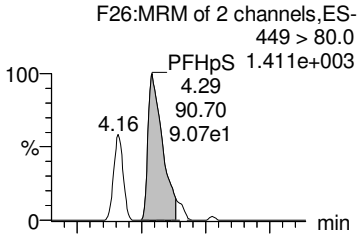

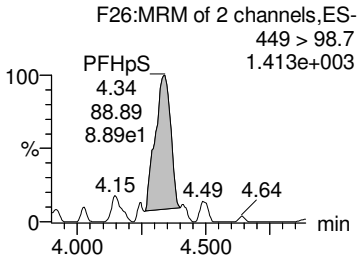

L-PFOA

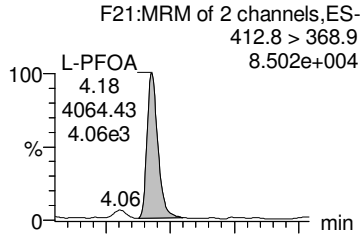

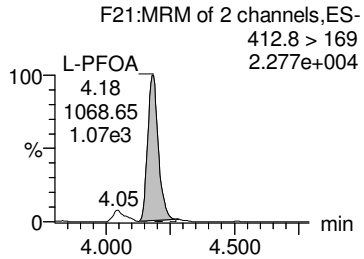

Br-PFOA

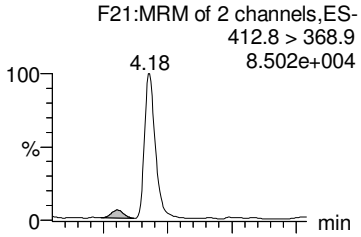

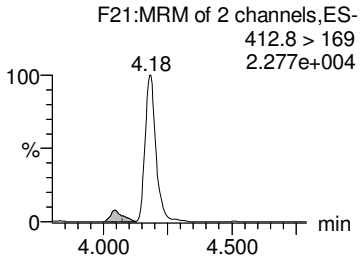

Total PFOA

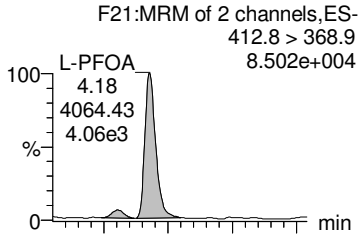

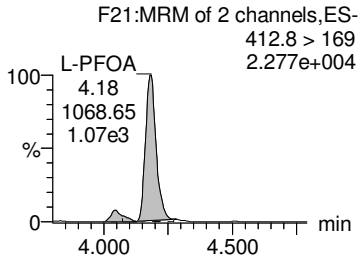

13C2-6:2 FTS

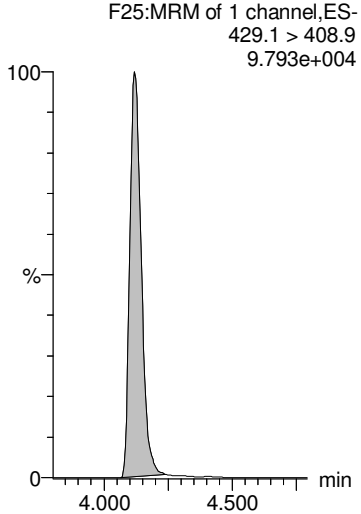

13C2-PFOA

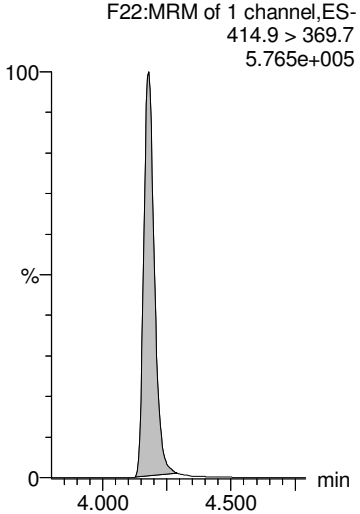

13C2-PFOA

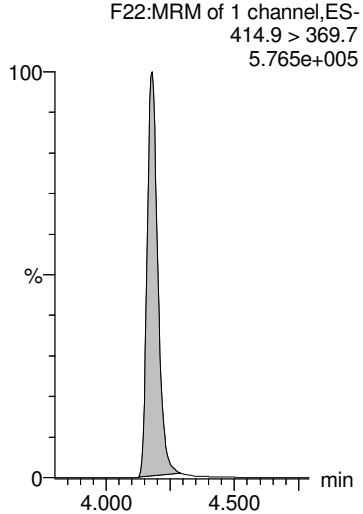

13C2-PFOA

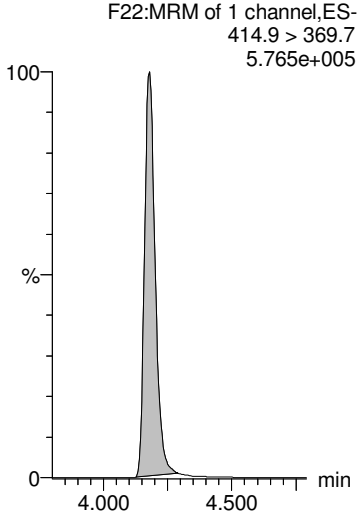

13C2-PFOA

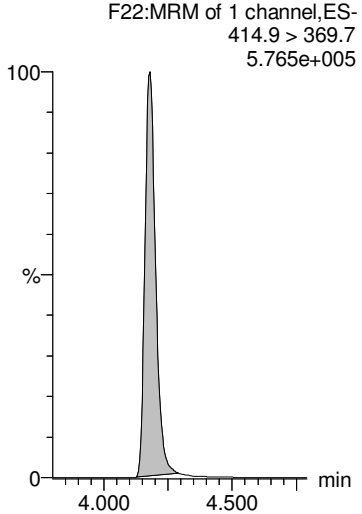

GM 9/20/2018

Dataset: Z:\Projects\PFAS.PRO\Results\180919M1\180919M1-92.qld

MMM 9/21/2018

Last Altered: Thursday, September 20, 2018 16:58:18 Pacific Daylight Time
Printed: Thursday, September 20, 2018 16:58:21 Pacific Daylight Time

Name: 180919M1_92, Date: 20-Sep-2018, Time: 08:10:15, ID: 1802860-12 SW1808281405SK 0.24825, Description: SW1808281405SK

PFNA

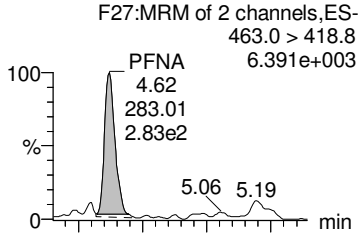

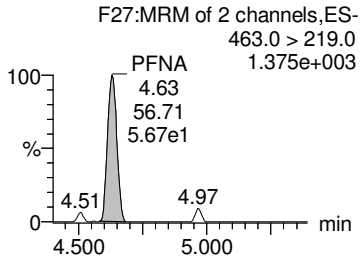

PFOSA

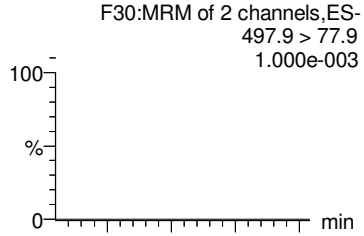

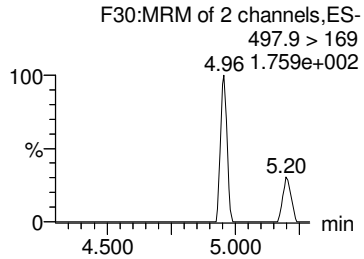

L-PFOS

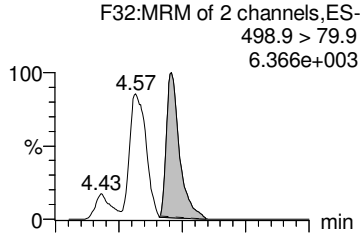

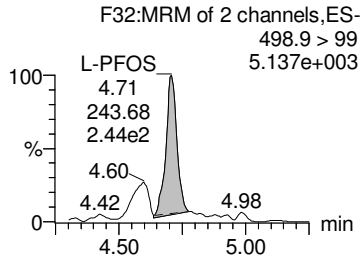

Br-PFOS

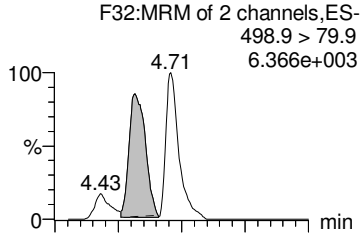

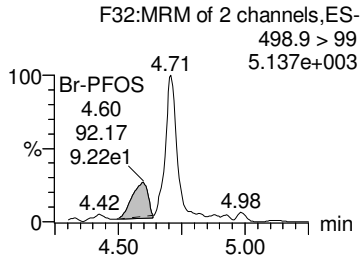

Total PFOS

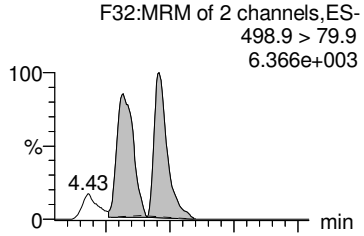

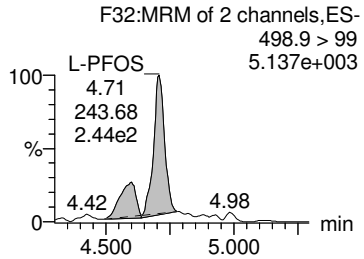

13C5-PFNA

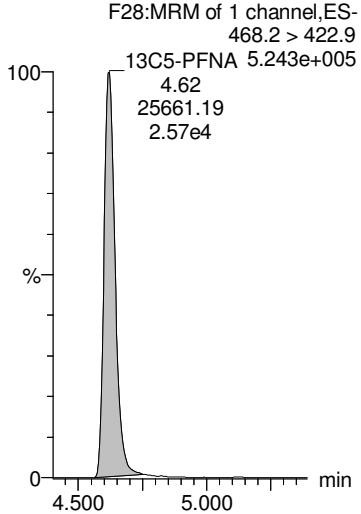

13C8-PFOSA

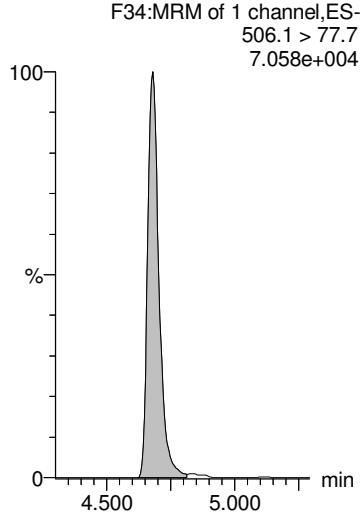

13C8-PFOS

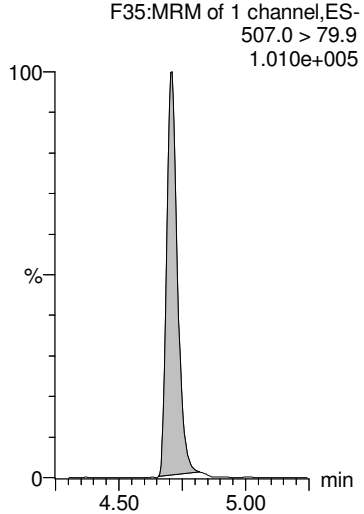

13C8-PFOS

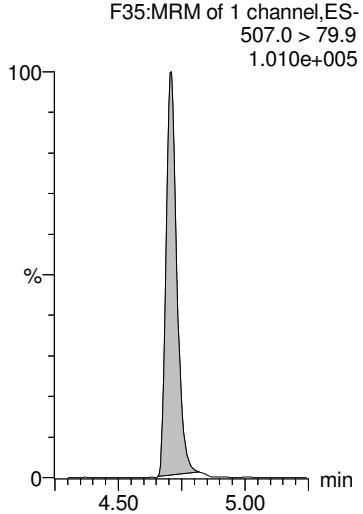

13C8-PFOS

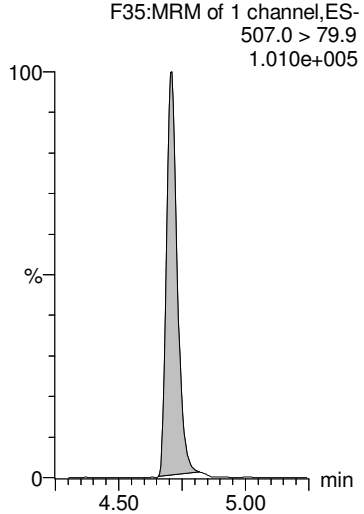

GM 9/20/2018

Dataset: Z:\Projects\PFAS.PRO\Results\180919M1\180919M1-92.qld

MMM 9/21/2018

Last Altered: Thursday, September 20, 2018 16:58:18 Pacific Daylight Time
Printed: Thursday, September 20, 2018 16:58:21 Pacific Daylight Time

Name: 180919M1_92, Date: 20-Sep-2018, Time: 08:10:15, ID: 1802860-12 SW1808281405SK 0.24825, Description: SW1808281405SK

PFDA

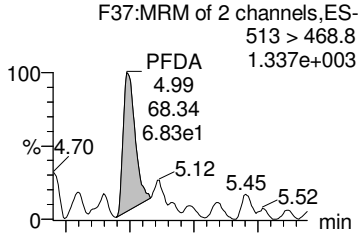

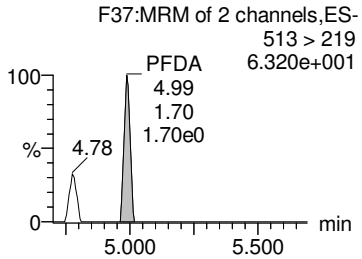

8:2 FTS

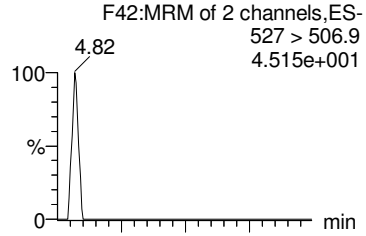

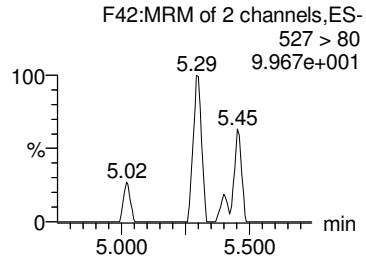

PFNS

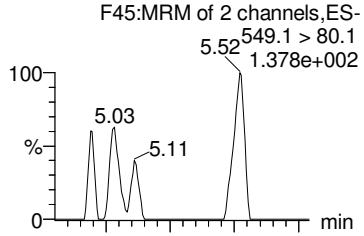

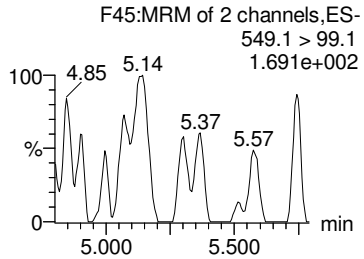

PFDS

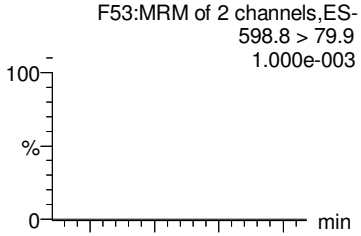

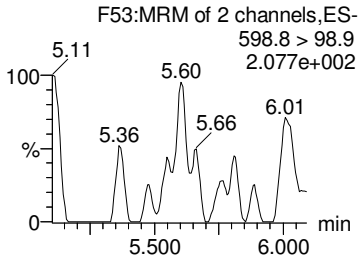

PFUdA

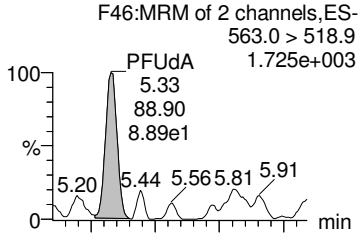

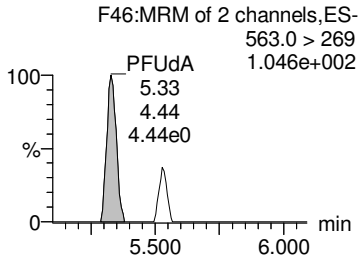

13C2-PFDA

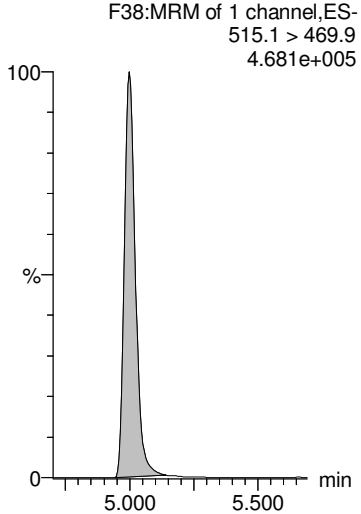

13C2-8:2 FTS

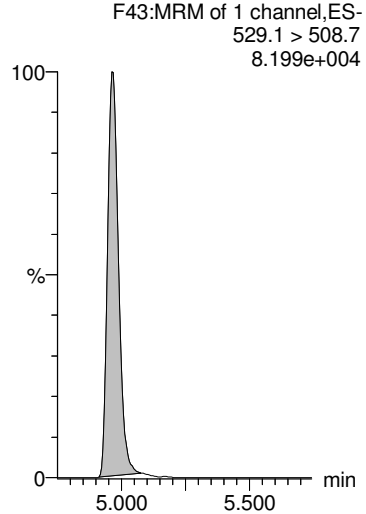

13C8-PFOS

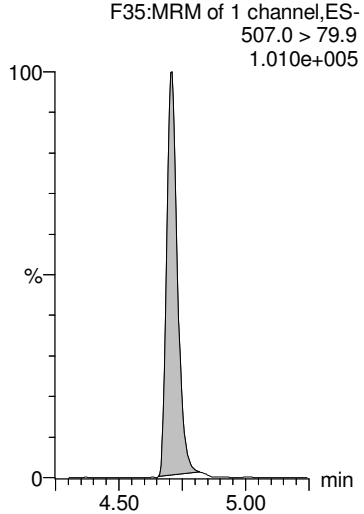

13C8-PFOS

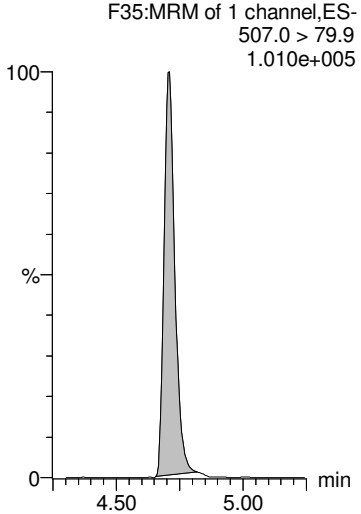

13C2-PFUdA

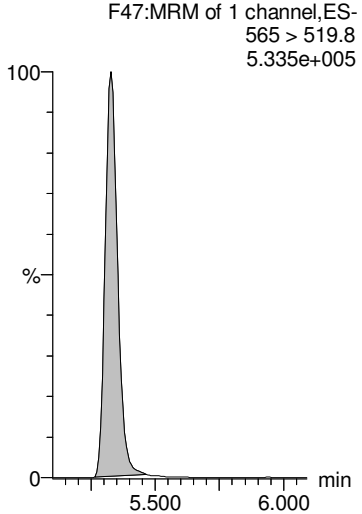

GM 9/20/2018

Dataset: Z:\Projects\PFAS.PRO\Results\180919M1\180919M1-92.qld

MMM 9/21/2018

Last Altered: Thursday, September 20, 2018 16:58:18 Pacific Daylight Time
Printed: Thursday, September 20, 2018 16:58:21 Pacific Daylight Time

Name: 180919M1_92, Date: 20-Sep-2018, Time: 08:10:15, ID: 1802860-12 SW1808281405SK 0.24825, Description: SW1808281405SK

L-MeFOSAA

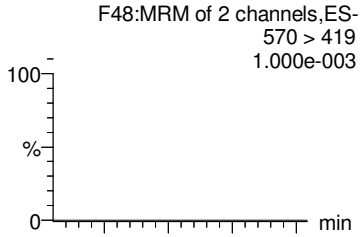

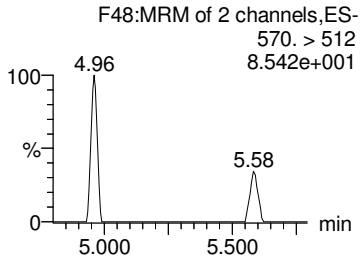

Br-MeFOSAA

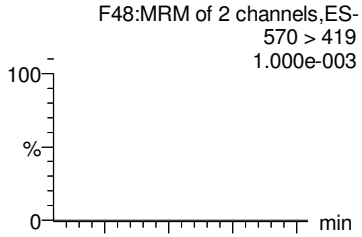

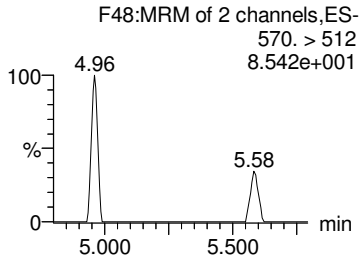

Total N-MeFOSAA

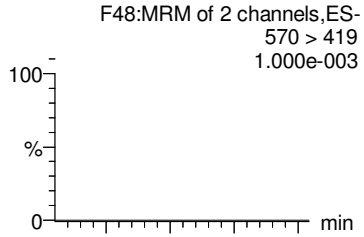

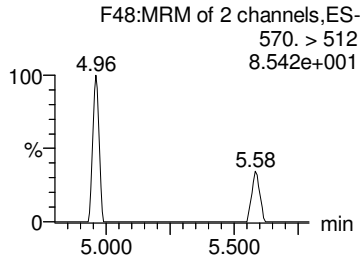

PFTrDA

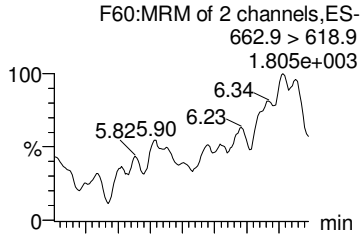

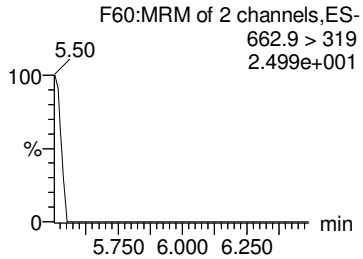

PFTeDA

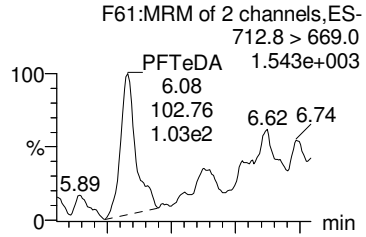

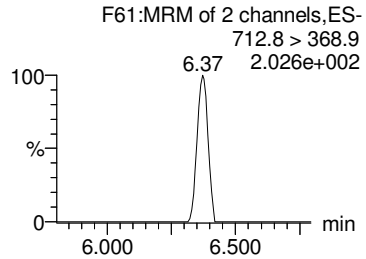

d3-N-MeFOSAA

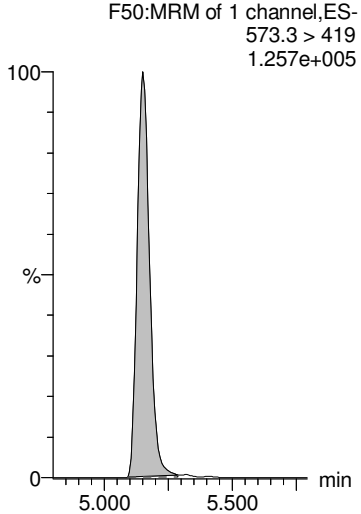

d3-N-MeFOSAA

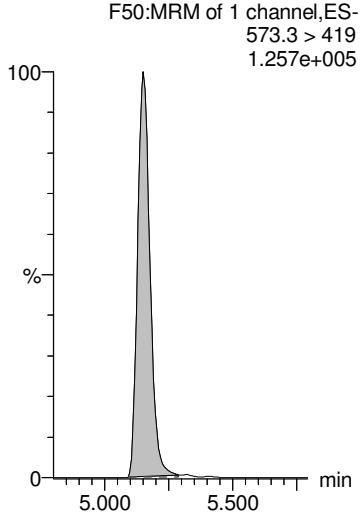

d3-N-MeFOSAA

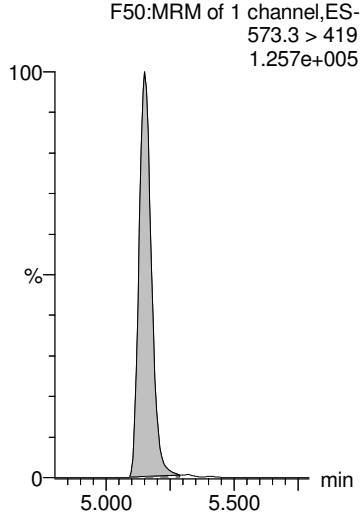

13C2-PFDoA

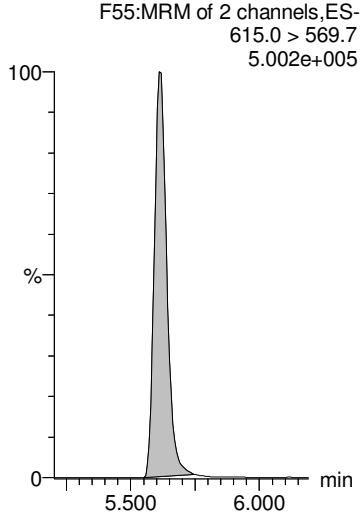

13C2-PFTeDA

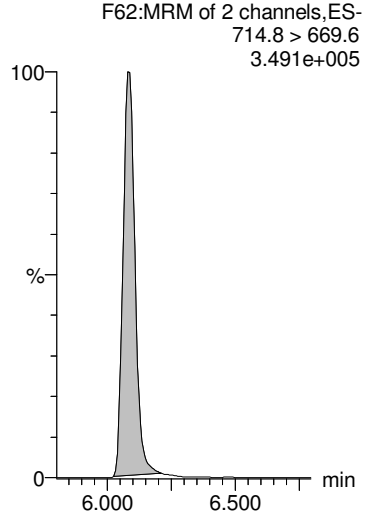

GM 9/20/2018

Dataset: Z:\Projects\PFAS.PRO\Results\180919M1\180919M1-92.qld

MMM 9/21/2018

Last Altered: Thursday, September 20, 2018 16:58:18 Pacific Daylight Time
Printed: Thursday, September 20, 2018 16:58:21 Pacific Daylight Time

Name: 180919M1_92, Date: 20-Sep-2018, Time: 08:10:15, ID: 1802860-12 SW1808281405SK 0.24825, Description: SW1808281405SK

L-EtFOSAA

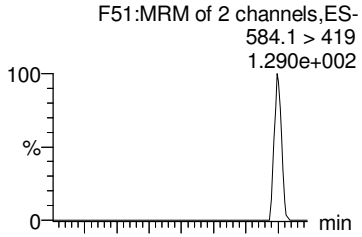

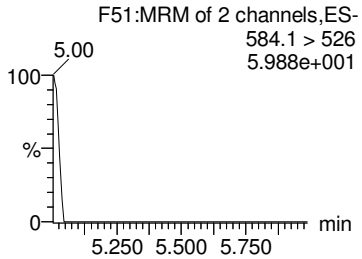

Br-ETFOSAA

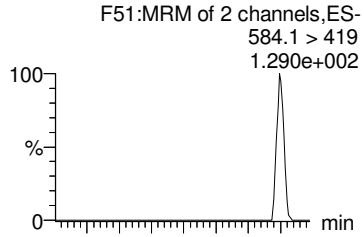

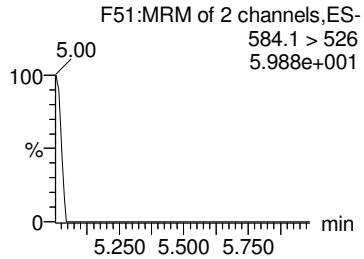

Total N-EtFOSAA

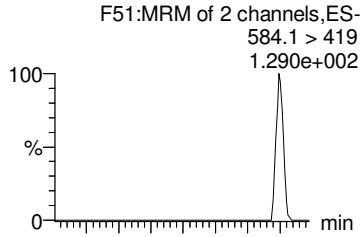

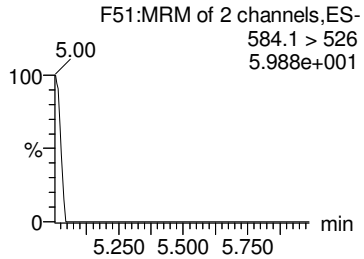

PFDoA

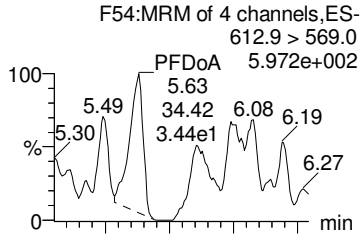

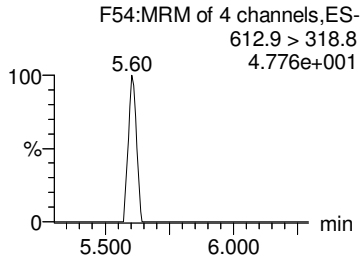

TCDA

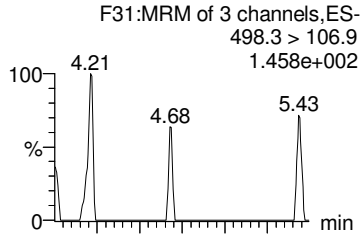

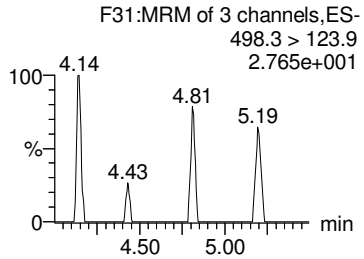

d5-N-EtFOSAA

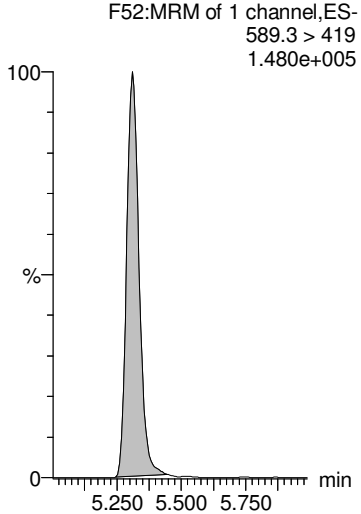

d5-N-EtFOSAA

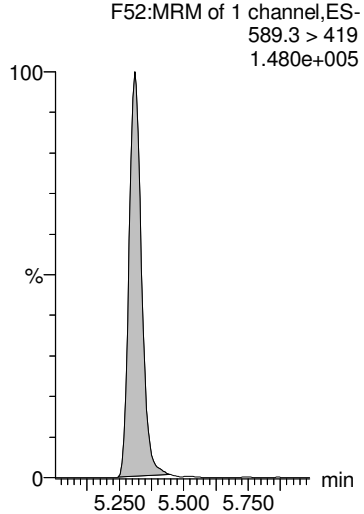

d5-N-EtFOSAA

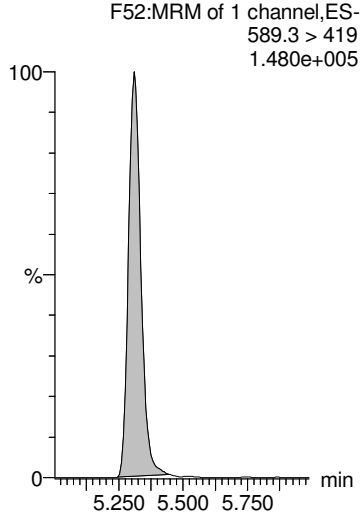

13C2-PFDoA

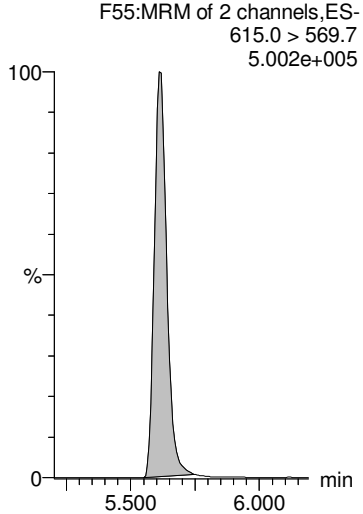

13C8-PFOS

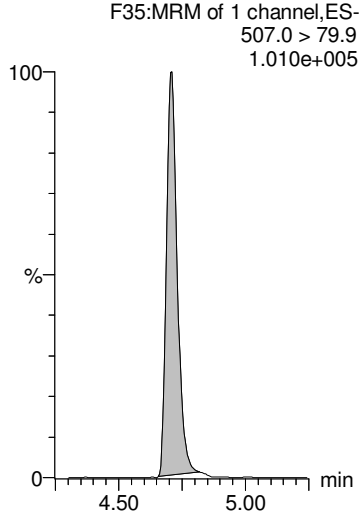

GM 9/20/2018

Dataset: Z:\Projects\PFAS.PRO\Results\180919M1\180919M1-92.qld

MMM 9/21/2018

Last Altered: Thursday, September 20, 2018 16:58:18 Pacific Daylight Time
Printed: Thursday, September 20, 2018 16:58:21 Pacific Daylight Time

Name: 180919M1_92, Date: 20-Sep-2018, Time: 08:10:15, ID: 1802860-12 SW1808281405SK 0.24825, Description: SW1808281405SK

13C4-PFBA

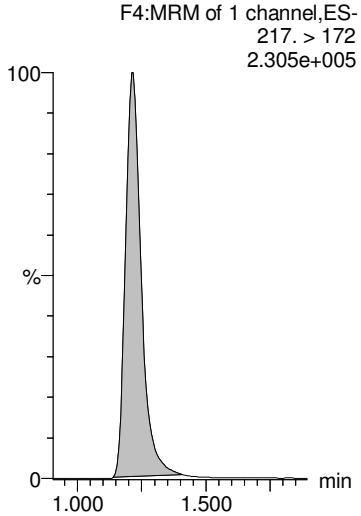

13C5-PFHxA

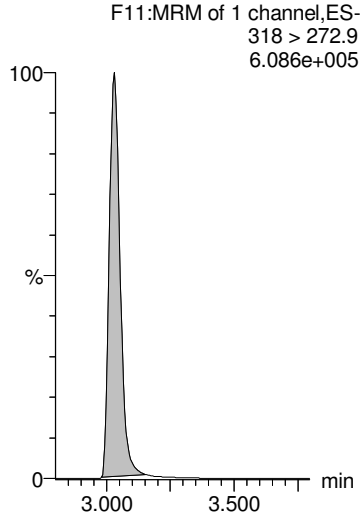

13C3-PFHxS

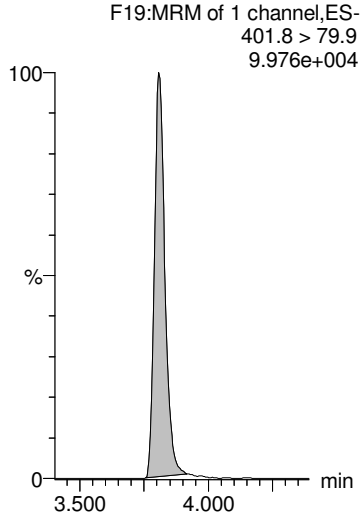

13C8-PFOA

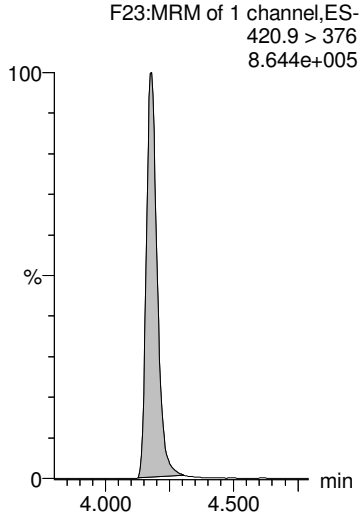

13C9-PFNA

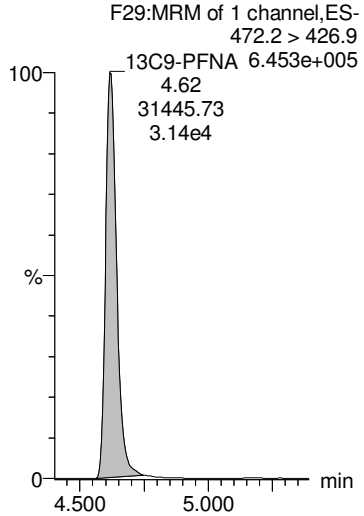

13C4-PFOS

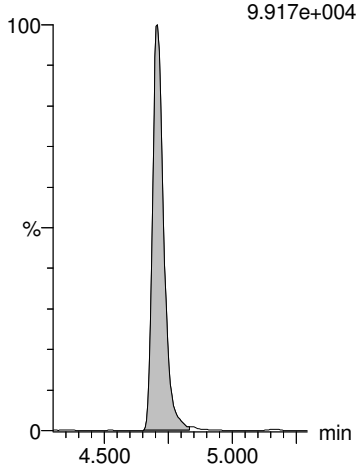

13C6-PFDA

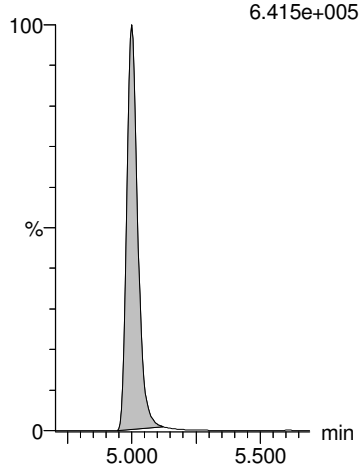

13C7-PFUdA

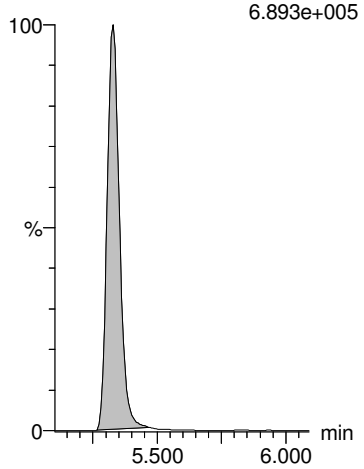

GM 9/20/2018

Dataset: Z:\Projects\PFAS.PRO\Results\180919M1\180919M1-95.qld

MMM 9/21/2018

Last Altered: Thursday, September 20, 2018 17:01:32 Pacific Daylight Time
Printed: Thursday, September 20, 2018 17:01:54 Pacific Daylight Time

Name: 180919M1_95, Date: 20-Sep-2018, Time: 08:42:05, ID: 1802860-13 PW1808281435SK 0.25556, Description: PW1808281435SK

	#	Name	Trace	Area	IS Area	Wt/Vol	RRF	RT	Response	Conc.	%Rec	Ion Ratio	Ratio Out?
1	1	PFBA	213.0 > 168.8	2.24e2	1.41e4	0.256	0.000	1.21	0.198	0.6269			
2	2	PFPeA	263.1 > 218.9	1.59e2	1.86e4	0.256	0.000	2.21	0.107	0.4198			
3	3	PFBS	299.0 > 79.7	2.43e2	2.64e3	0.256	0.000	2.52	1.15	2.6971		2.83	NO
4	4	4:2 FTS	327.2>307.2	3.82e0	4.73e3	0.256	0.000	2.95	0.0101			0.750	YES
5	5	PFHxA	313 > 269	5.94e2	1.22e4	0.256	0.000	3.03	0.243	0.8693		10.7	NO
6	36	13C3-PFBA	216.1 > 171.8	1.41e4	1.91e4	0.256	0.742	1.22	9.27	48.2988	98.7		
7	37	13C3-PFPeA	266. > 221.8	1.86e4	3.33e4	0.256	0.560	2.21	7.00	48.6373	99.4		
8	38	13C3-PFBS	302. > 98.8	2.64e3	5.00e3	0.256	0.528	2.52	6.60	51.4052	105.1		
9	39	13C2-4:2 FTS	329.2>308.9	4.73e3	5.00e3	0.256	0.946	2.94	11.8	42.3816	86.6		
10	40	13C2-PFHxA	315 > 270	1.22e4	3.33e4	0.256	0.917	3.03	4.58	19.0139	97.2		
11	-1												
12	7	PFHpA	363.0 > 318.9	4.54e2	1.95e4	0.256	0.000	3.65	0.290	0.9509		12.1	YES
13	6	PFPeS	349.1>80.1	7.47e1	2.64e3	0.256	0.000	3.24	0.353	1.0677		2.02	YES
14	8	L-PFHxS	398.9 > 79.6	3.50e3	2.15e3	0.256	0.000	3.81	20.4	41.3484		1.61	NO
15	9	Br-PFHxS	398.9 > 79.6	5.94e2	2.15e3	0.256	0.000	3.67	3.45	7.1014		2.80	NO
16	68	Total PFHxS	398.9 > 79.6	4.10e3	2.15e3	0.256			23.8	48.4498			
17	41	13C4-PFHpA	367.2 > 321.8	1.95e4	3.33e4	0.256	0.586	3.65	7.33	50.8180	103.9		
18	38	13C3-PFBS	302. > 98.8	2.64e3	5.00e3	0.256	0.528	2.52	6.60	51.4052	105.1		
19	42	18O2-PFHxS	403.0 > 102.6	2.15e3	5.00e3	0.256	0.430	3.81	5.38	52.6436	107.6		
20	42	18O2-PFHxS	403.0 > 102.6	2.15e3	5.00e3	0.256	0.430	3.81	5.38	52.6436	107.6		
21	42	18O2-PFHxS	403.0 > 102.6	2.15e3	5.00e3	0.256	0.430	3.81	5.38	52.6436	107.6		
22	-1												
23	10	6:2 FTS	427.1 > 407	1.39e1	5.04e3	0.256	0.000	4.11	0.0345	0.1731		2.89	NO
24	13	PFHpS	449 > 80.0	4.37e1	5.40e3	0.256	0.000	4.29	0.101	0.3136		3.38	YES
25	11	L-PFOA	412.8 > 368.9	4.33e3	3.11e4	0.256	0.000	4.18	1.74	4.6704		3.53	NO
26	12	Br-PFOA	412.8 > 368.9	2.35e2	3.11e4	0.256	0.000	4.05	0.0944	0.1879		3.28	NO
27	69	Total PFOA	412.8 > 368.9	4.56e3	3.11e4	0.256			1.84	4.8583			
28	43	13C2-6:2 FTS	429.1 > 408.9	5.04e3	5.49e3	0.256	0.918	4.12	11.5	38.6574	79.0		
29	44	13C2-PFOA	414.9 > 369.7	3.11e4	4.44e4	0.256	0.699	4.18	8.74	48.7212	99.6		
30	44	13C2-PFOA	414.9 > 369.7	3.11e4	4.44e4	0.256	0.699	4.18	8.74	48.7212	99.6		
31	44	13C2-PFOA	414.9 > 369.7	3.11e4	4.44e4	0.256	0.699	4.18	8.74	48.7212	99.6		
32	44	13C2-PFOA	414.9 > 369.7	3.11e4	4.44e4	0.256	0.699	4.18	8.74	48.7212	99.6		
33	-1												
34	14	PFNA	463.0 > 418.8		3.08e4	0.256							
35	15	PFOSA	497.9 > 77.9		3.70e3	0.256							
36	16	L-PFOS	498.9 > 79.9	4.02e1	5.40e3	0.256	0.000	4.71	0.0929	0.3270		3.73	YES
37	17	Br-PFOS	498.9 > 79.9	2.80e2	5.40e3	0.256	0.000	4.56	0.648	2.5077		4.47	NO

GM 9/20/2018

Dataset: Z:\Projects\PFAS.PRO\Results\180919M1\180919M1-95.qld

MMM 9/21/2018

Last Altered: Thursday, September 20, 2018 17:01:32 Pacific Daylight Time
Printed: Thursday, September 20, 2018 17:01:54 Pacific Daylight Time

Name: 180919M1_95, Date: 20-Sep-2018, Time: 08:42:05, ID: 1802860-13 PW1808281435SK 0.25556, Description: PW1808281435SK

	#	Name	Trace	Area	IS Area	Wt/Vol	RRF	RT	Response	Conc.	%Rec	Ion Ratio	Ratio Out?
38	70	Total PFOS	498.9 > 79.9	3.20e2	5.40e3	0.256			0.741	2.8347			
39	45	13C5-PFNA	468.2 > 422.9	3.08e4	3.46e4	0.256	0.891	4.62	11.1	45.0962	92.2		
40	46	13C8-PFOSA	506.1 > 77.7	3.70e3	4.13e4	0.256	0.0896	4.68	1.12	26.3182	53.8		
41	47	13C8-PFOS	507.0 > 79.9	5.40e3	5.49e3	0.256	0.984	4.70	12.3	45.9511	93.9		
42	47	13C8-PFOS	507.0 > 79.9	5.40e3	5.49e3	0.256	0.984	4.70	12.3	45.9511	93.9		
43	47	13C8-PFOS	507.0 > 79.9	5.40e3	5.49e3	0.256	0.984	4.70	12.3	45.9511	93.9		
44	-1												
45	18	PFDA	513 > 468.8		2.87e4	0.256							
46	19	8:2 FTS	527 > 506.9	1.38e0	4.20e3	0.256	0.000	4.95	0.00409	0.0198		2.18	NO
47	20	PFNS	549.1 > 80.1		5.40e3	0.256							
48	26	PFDS	598.8 > 79.9		5.40e3	0.256							
49	25	PFUdA	563.0 > 518.9	1.10e2	3.47e4	0.256	0.000	5.32	0.0397	0.1164		39.8	YES
50	48	13C2-PFDA	515.1 > 469.9	2.87e4	3.58e4	0.256	0.802	5.00	10.0	42.6074	87.1		
51	49	13C2-8:2 FTS	529.1 > 508.7	4.20e3	5.49e3	0.256	0.764	4.96	9.56	41.2979	84.4		
52	47	13C8-PFOS	507.0 > 79.9	5.40e3	5.49e3	0.256	0.984	4.70	12.3	45.9511	93.9		
53	47	13C8-PFOS	507.0 > 79.9	5.40e3	5.49e3	0.256	0.984	4.70	12.3	45.9511	93.9		
54	51	13C2-PFUdA	565 > 519.8	3.47e4	4.13e4	0.256	0.840	5.33	10.5	42.1152	86.1		
55	-1												
56	21	L-MeFOSAA	570 > 419		8.16e3	0.256							
57	22	Br-MeFOSAA	570. > 419		8.16e3	0.256							
58	71	Total N-MeFOSAA	570. > 419	0.00e0	8.16e3	0.256			0.000				
59	29	PFTrDA	662.9 > 618.9		3.22e4	0.256							
60	30	PFTeDA	712.8 > 669.0		2.21e4	0.256							
61	50	d3-N-MeFOSAA	573.3 > 419	8.16e3	4.13e4	0.256	0.198	5.15	2.47	42.0387	85.9		
62	50	d3-N-MeFOSAA	573.3 > 419	8.16e3	4.13e4	0.256	0.198	5.15	2.47	42.0387	85.9		
63	50	d3-N-MeFOSAA	573.3 > 419	8.16e3	4.13e4	0.256	0.198	5.15	2.47	42.0387	85.9		
64	53	13C2-PFDoA	615.0 > 569.7	3.22e4	3.58e4	0.256	0.900	5.61	11.3	39.9566	81.7		
65	55	13C2-PFTeDA	714.8 > 669.6	2.21e4	4.13e4	0.256	0.536	6.08	6.70	41.2611	84.4		
66	-1												
67	23	L-EtFOSAA	584.1 > 419		8.82e3	0.256							
68	24	Br-ETFOSAA	584.1 > 419		8.82e3	0.256							
69	72	Total N-EtFOSAA	584.1 > 419	0.00e0	8.82e3	0.256			0.000				
70	27	PFDoA	612.9 > 569.0		3.22e4	0.256							
71	73	TCDA	498.3>106.9			0.256							
72	52	d5-N-EtFOSAA	589.3 > 419	8.82e3	4.13e4	0.256	0.214	5.31	2.67	40.8283	83.5		
73	52	d5-N-EtFOSAA	589.3 > 419	8.82e3	4.13e4	0.256	0.214	5.31	2.67	40.8283	83.5		
74	52	d5-N-EtFOSAA	589.3 > 419	8.82e3	4.13e4	0.256	0.214	5.31	2.67	40.8283	83.5		

GM 9/20/2018

Dataset: Z:\Projects\PFAS.PRO\Results\180919M1\180919M1-95.qld

MMM 9/21/2018

Last Altered: Thursday, September 20, 2018 17:01:32 Pacific Daylight Time
Printed: Thursday, September 20, 2018 17:01:54 Pacific Daylight Time

Name: 180919M1_95, Date: 20-Sep-2018, Time: 08:42:05, ID: 1802860-13 PW1808281435SK 0.25556, Description: PW1808281435SK

	#	Name	Trace	Area	IS Area	Wt/Vol	RRF	RT	Response	Conc.	%Rec	Ion Ratio	Ratio Out?
75	53	13C2-PFDoA	615.0 > 569.7	3.22e4	3.58e4	0.256	0.900	5.61	11.3	39.9566	81.7		
76	47	13C8-PFOS	507.0 > 79.9	5.40e3	5.49e3	0.256	0.984	4.70	12.3	45.9511	93.9		
77	-1												
78	60	13C4-PFBA	217. > 172	1.91e4	1.91e4	0.256	1.00	1.22	12.5	48.9122	100.0		
79	61	13C5-PFHxA	318 > 272.9	3.33e4	3.33e4	0.256	1.00	3.03	12.5	48.9122	100.0		
80	62	13C3-PFHxS	401.8 > 79.9	5.00e3	5.00e3	0.256	1.00	3.81	12.5	48.9122	100.0		
81	63	13C8-PFOA	420.9 > 376	4.44e4	4.44e4	0.256	1.00	4.18	12.5	48.9122	100.0		
82	64	13C9-PFNA	472.2 > 426.9	3.46e4	3.46e4	0.256	1.00	4.62	12.5	48.9122	100.0		
83	65	13C4-PFOS	503 > 79.9	5.49e3	5.49e3	0.256	1.00	4.71	12.5	48.9122	100.0		
84	66	13C6-PFDA	519.1 > 473.7	3.58e4	3.58e4	0.256	1.00	5.00	12.5	48.9122	100.0		
85	67	13C7-PFUdA	570.1 > 524.8	4.13e4	4.13e4	0.256	1.00	5.33	12.5	48.9122	100.0		

GM 9/20/2018

Dataset: Z:\Projects\PFAS.PRO\Results\180919M1\180919M1-95.qld

MMM 9/21/2018

Last Altered: Thursday, September 20, 2018 17:01:32 Pacific Daylight Time
Printed: Thursday, September 20, 2018 17:01:54 Pacific Daylight Time

Method: Z:\Projects\PFAS.pro\MethDB\PFAS_FULL_80C_091918.mdb 20 Sep 2018 08:42:56
Calibration: Z:\Projects\PFAS.pro\CurveDB\C18_VAL-PFAS_Q4_09-18-18.cdb 19 Sep 2018 09:23:23

Name: 180919M1_95, Date: 20-Sep-2018, Time: 08:42:05, ID: 1802860-13 PW1808281435SK 0.25556, Description: PW1808281435SK

PFBA

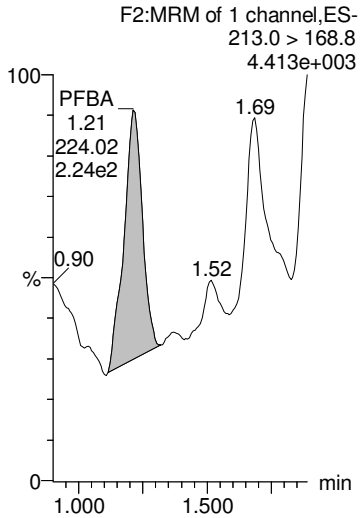

PFPeA

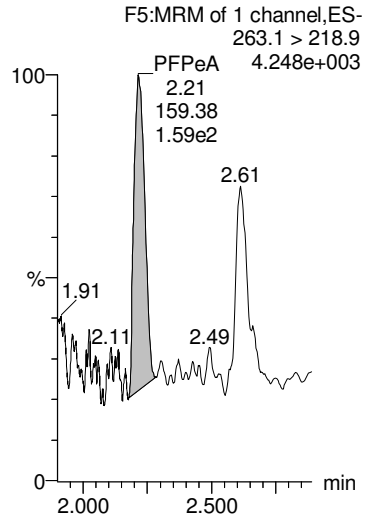

PFBS

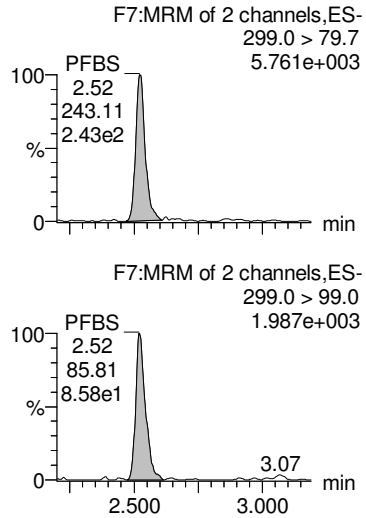

4:2 FTS

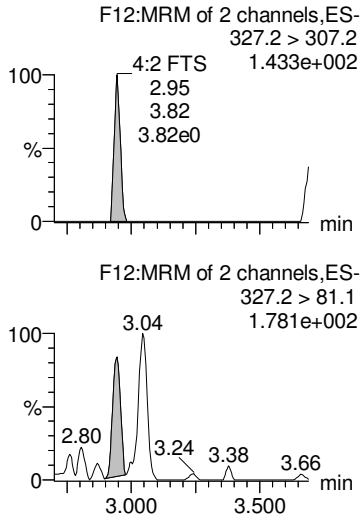

PFHxA

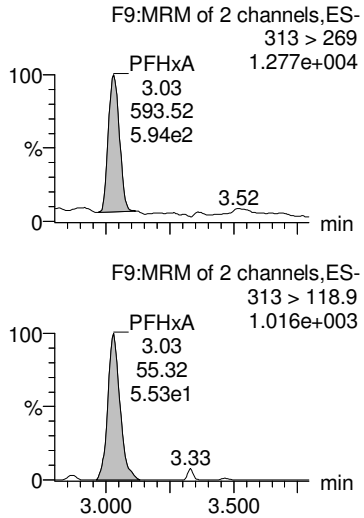

13C3-PFBA

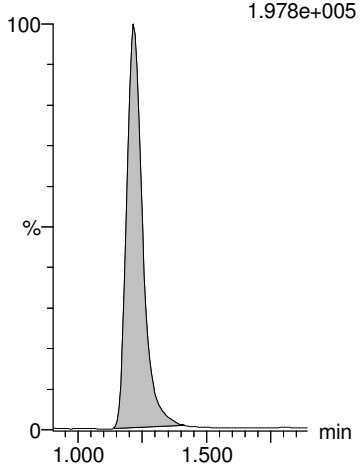

13C3-PFPeA

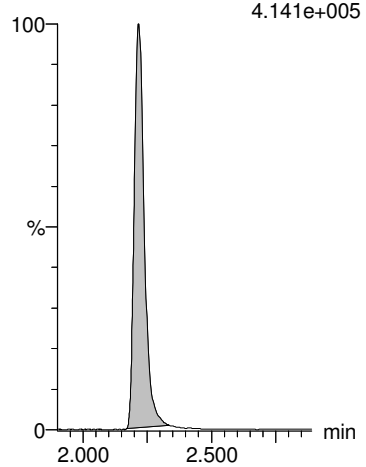

13C3-PFBS

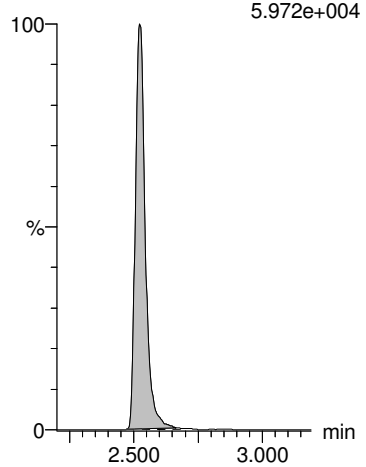

13C2-4:2 FTS

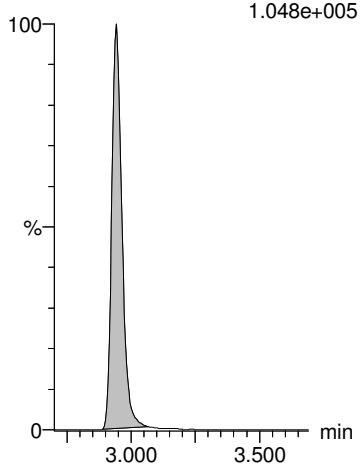

13C2-PFHxA

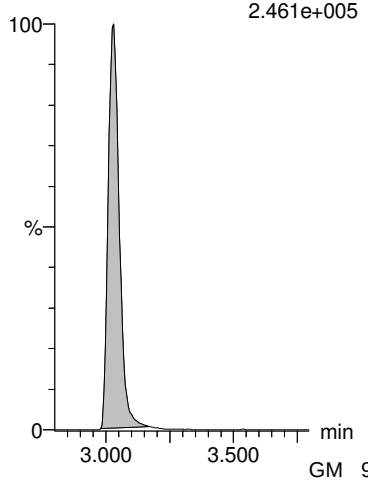

GM 9/20/2018

Dataset: Z:\Projects\PFAS.PRO\Results\180919M1\180919M1-95.qld

MMM 9/21/2018

Last Altered: Thursday, September 20, 2018 17:01:32 Pacific Daylight Time
Printed: Thursday, September 20, 2018 17:01:54 Pacific Daylight Time

Name: 180919M1_95, Date: 20-Sep-2018, Time: 08:42:05, ID: 1802860-13 PW1808281435SK 0.25556, Description: PW1808281435SK

PFHpA

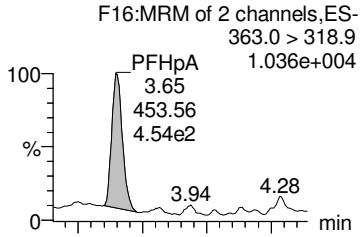

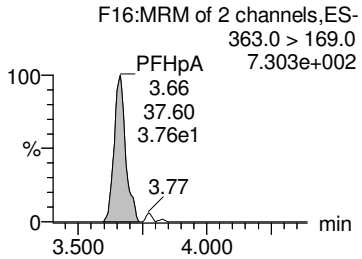

PFPeS

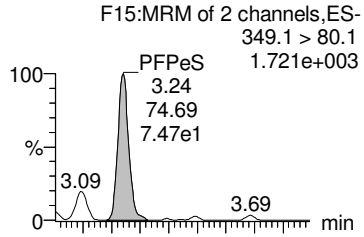

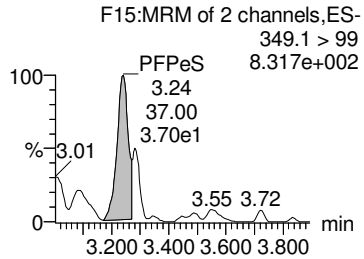

L-PFHxS

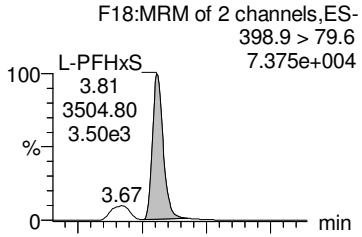

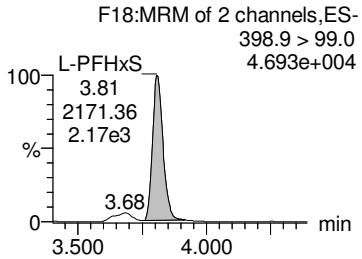

Br-PFHxS

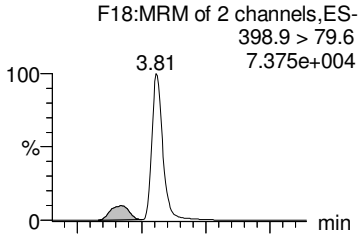

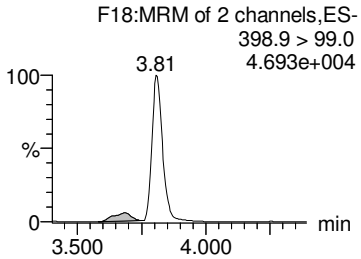

Total PFHxS

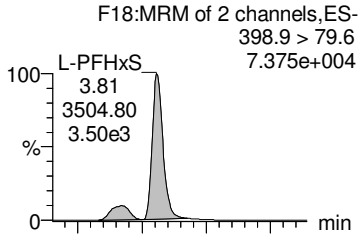

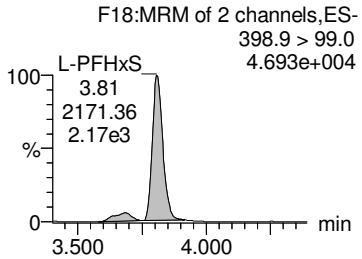

13C4-PFHpA

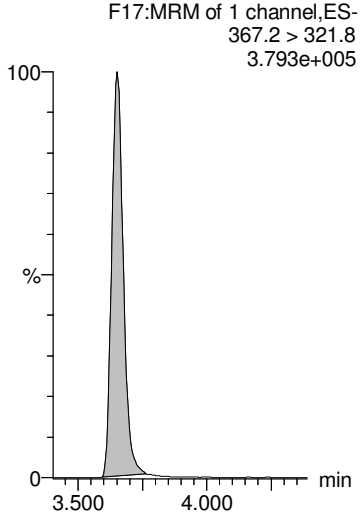

13C3-PFBS

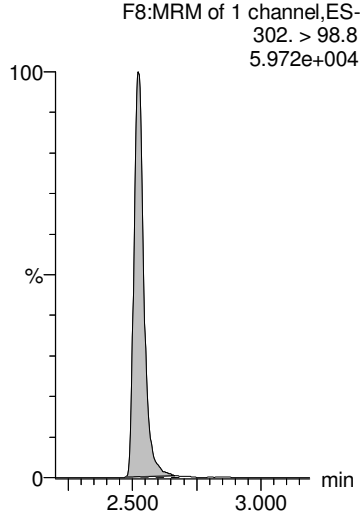

18O2-PFHxS

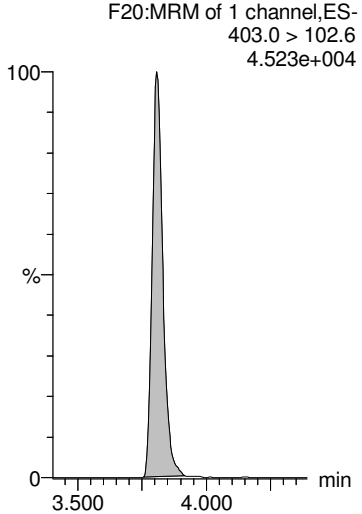

18O2-PFHxS

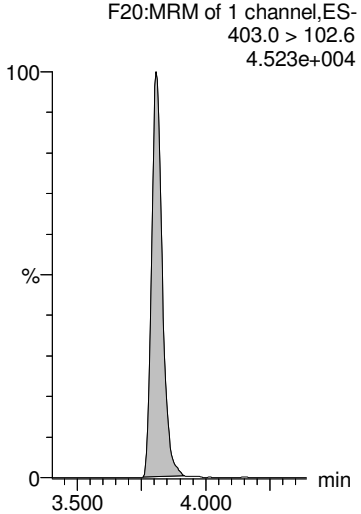

18O2-PFHxS

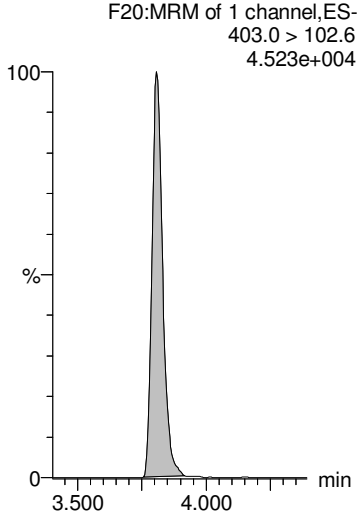

GM 9/20/2018

Dataset: Z:\Projects\PFAS.PRO\Results\180919M1\180919M1-95.qld

MMM 9/21/2018

Last Altered: Thursday, September 20, 2018 17:01:32 Pacific Daylight Time
Printed: Thursday, September 20, 2018 17:01:54 Pacific Daylight Time

Name: 180919M1_95, Date: 20-Sep-2018, Time: 08:42:05, ID: 1802860-13 PW1808281435SK 0.25556, Description: PW1808281435SK

6:2 FTS

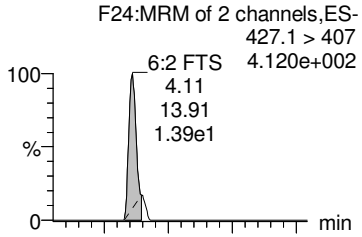

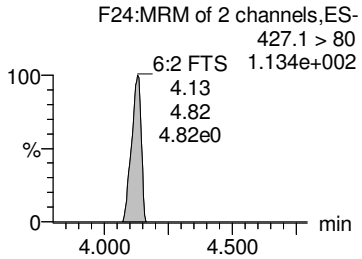

PFHpS

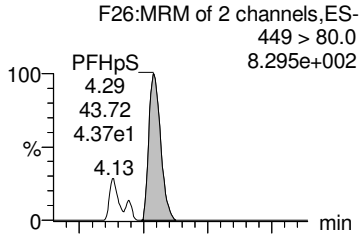

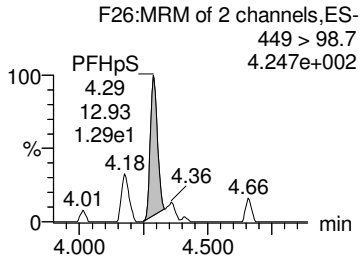

L-PFOA

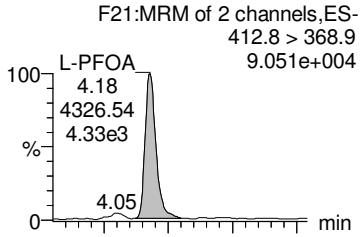

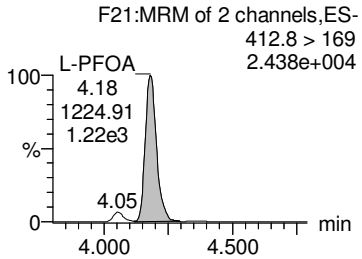

Br-PFOA

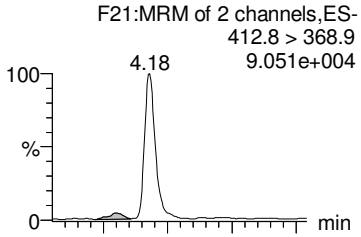

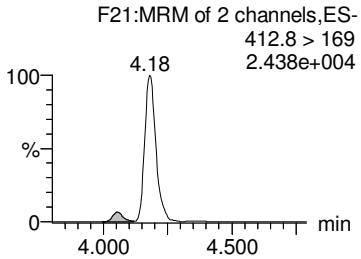

Total PFOA

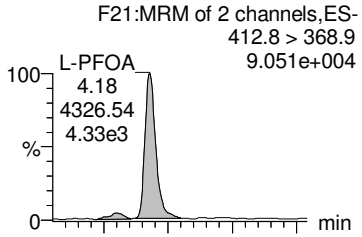

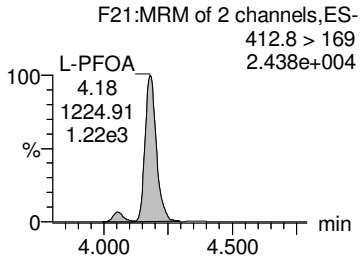

13C2-6:2 FTS

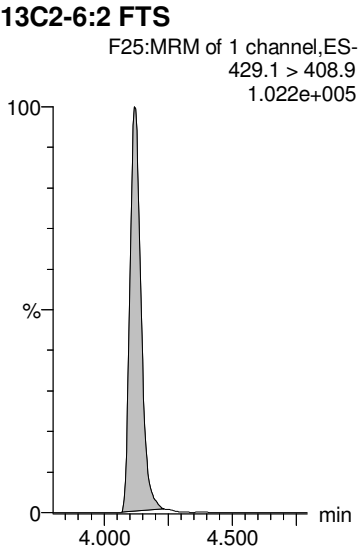

13C2-PFOA

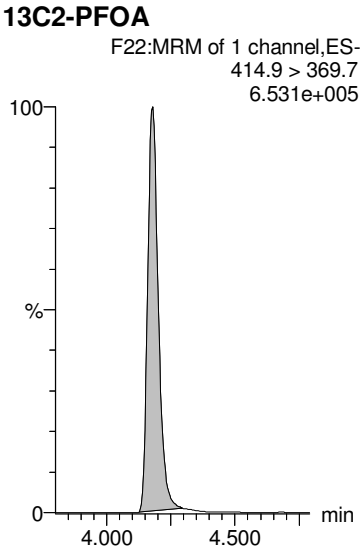

13C2-PFOA

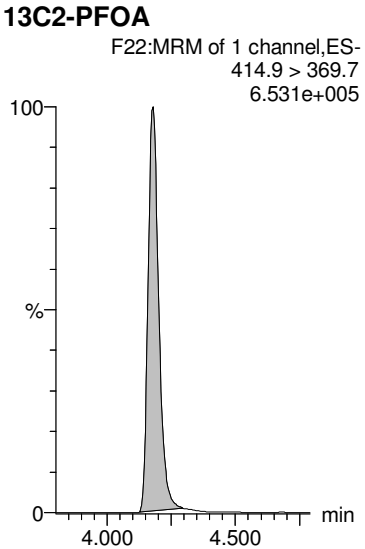

13C2-PFOA

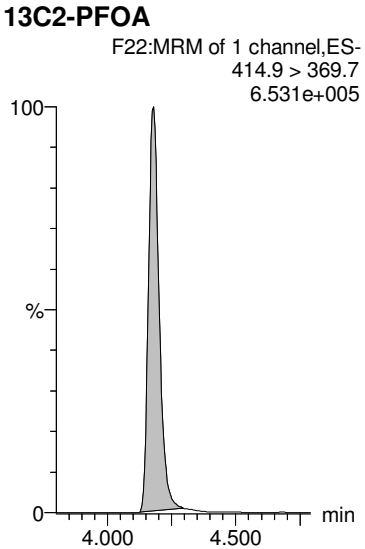

13C2-PFOA

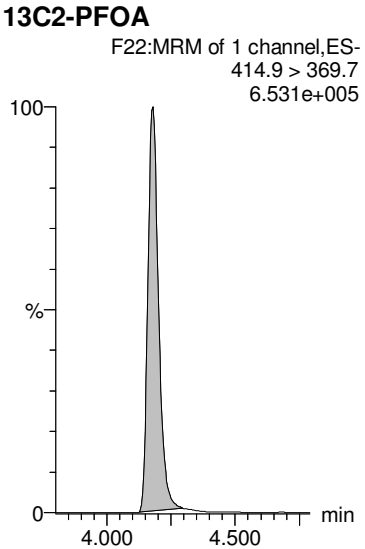

GM 9/20/2018

Dataset: Z:\Projects\PFAS.PRO\Results\180919M1\180919M1-95.qld

MMM 9/21/2018

Last Altered: Thursday, September 20, 2018 17:01:32 Pacific Daylight Time
Printed: Thursday, September 20, 2018 17:01:54 Pacific Daylight Time

Name: 180919M1_95, Date: 20-Sep-2018, Time: 08:42:05, ID: 1802860-13 PW1808281435SK 0.25556, Description: PW1808281435SK

PFNA

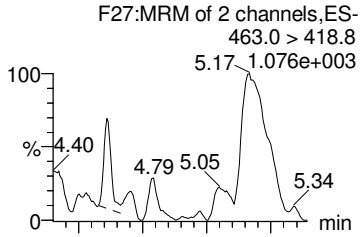

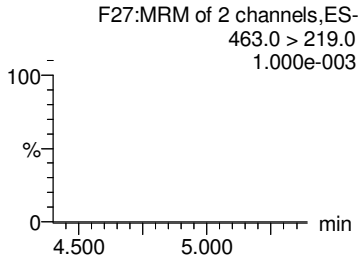

PFOSA

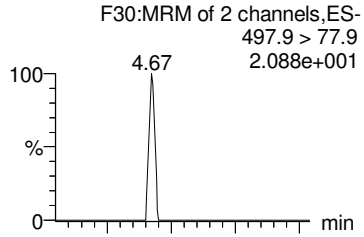

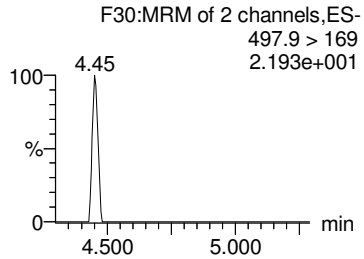

L-PFOS

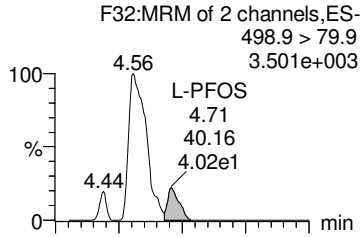

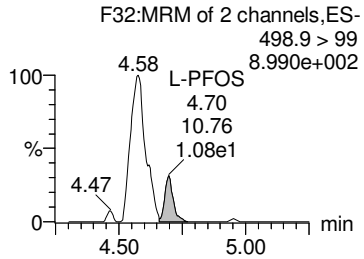

Br-PFOS

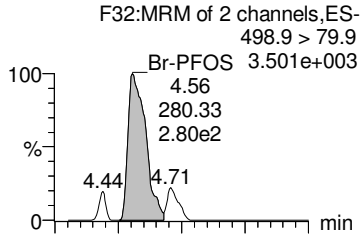

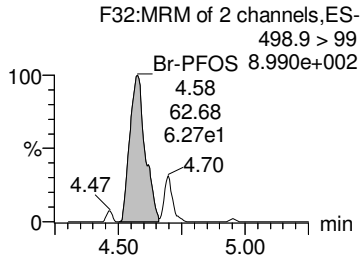

Total PFOS

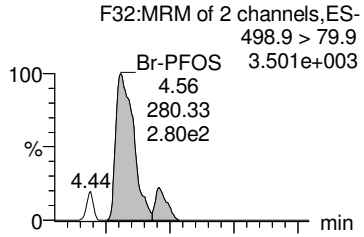

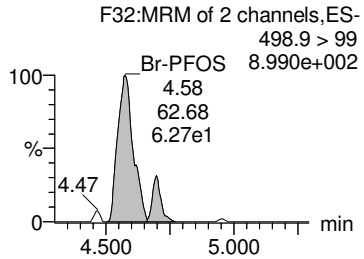

13C5-PFNA

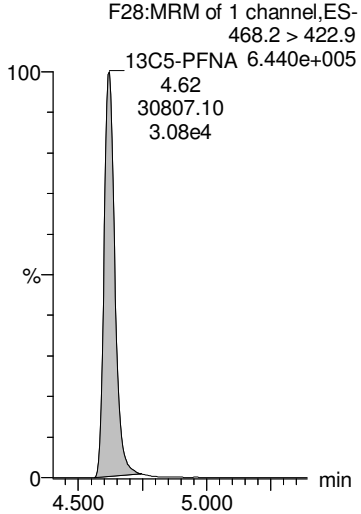

13C8-PFOSA

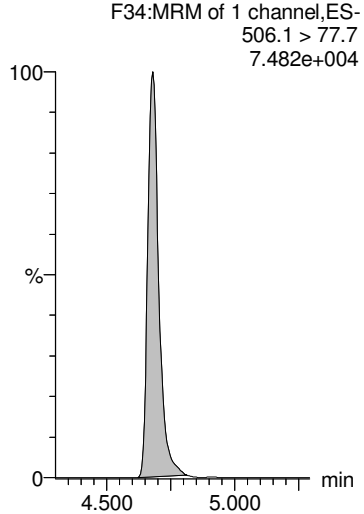

13C8-PFOS

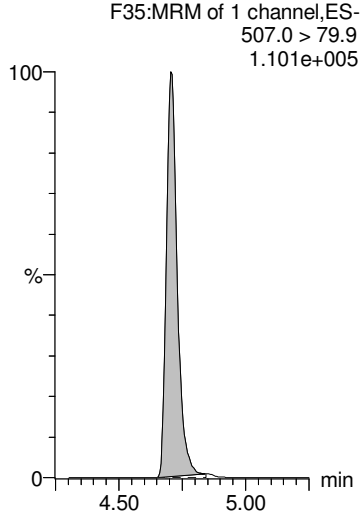

13C8-PFOS

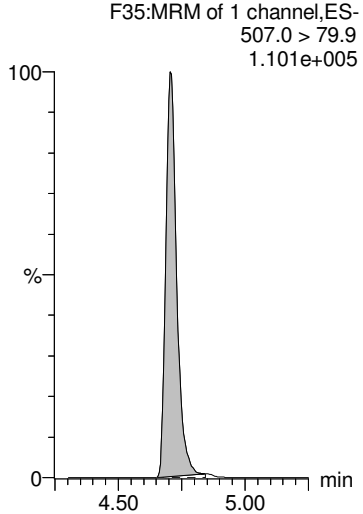

13C8-PFOS

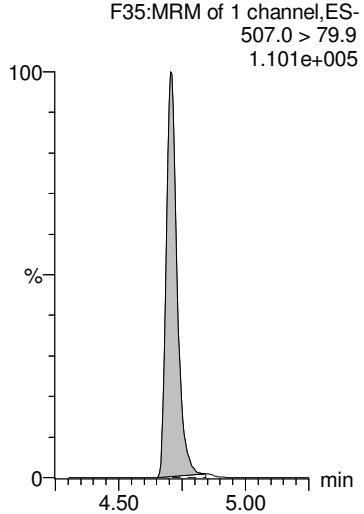

GM 9/20/2018

Dataset: Z:\Projects\PFAS.PRO\Results\180919M1\180919M1-95.qld

MMM 9/21/2018

Last Altered: Thursday, September 20, 2018 17:01:32 Pacific Daylight Time
Printed: Thursday, September 20, 2018 17:01:54 Pacific Daylight Time

Name: 180919M1_95, Date: 20-Sep-2018, Time: 08:42:05, ID: 1802860-13 PW1808281435SK 0.25556, Description: PW1808281435SK

PFDA

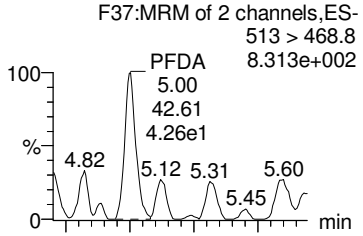

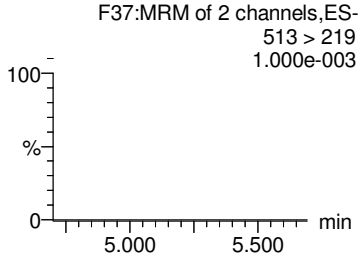

8:2 FTS

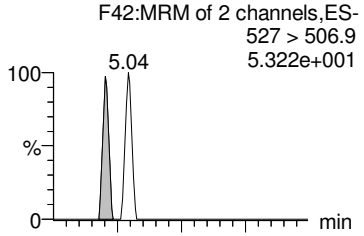

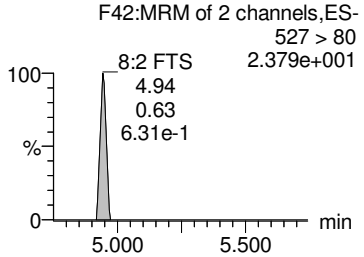

PFNS

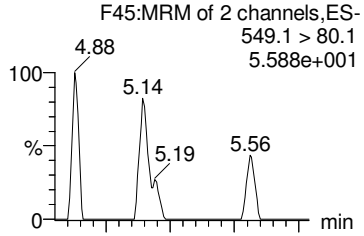

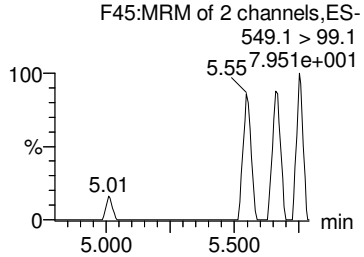

PFDS

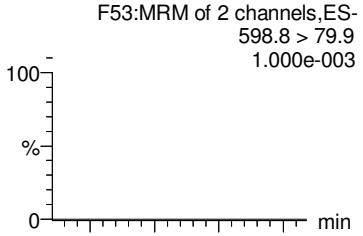

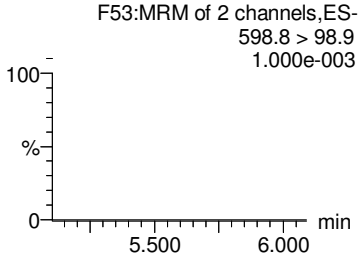

PFUdA

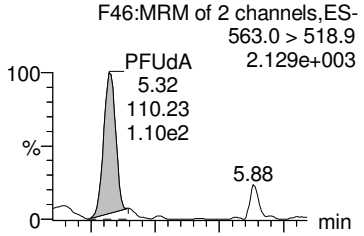

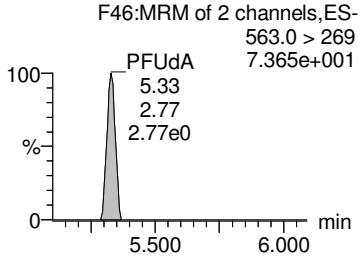

13C2-PFDA

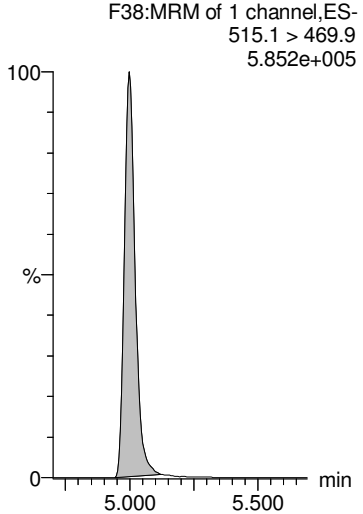

13C2-8:2 FTS

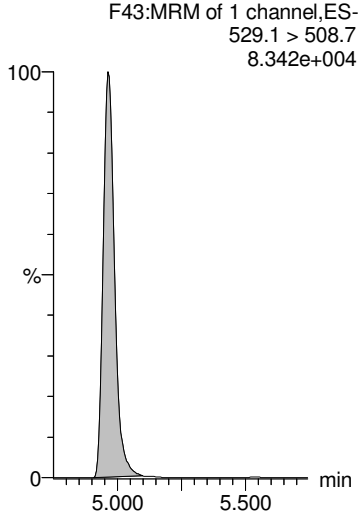

13C8-PFOS

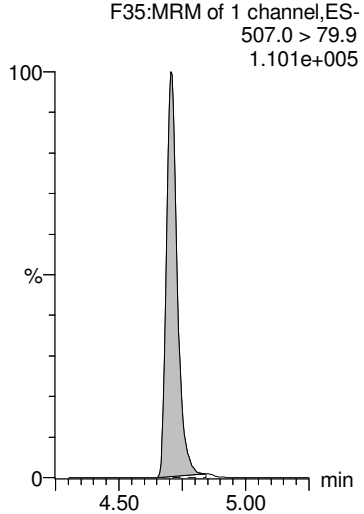

13C8-PFOS

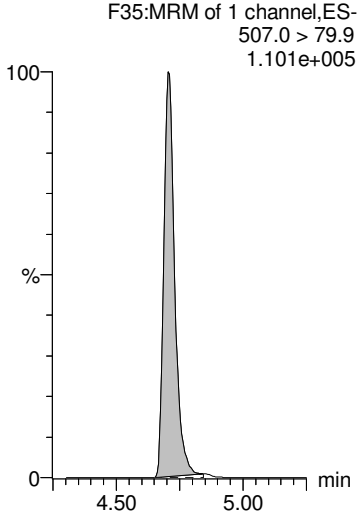

13C2-PFUdA

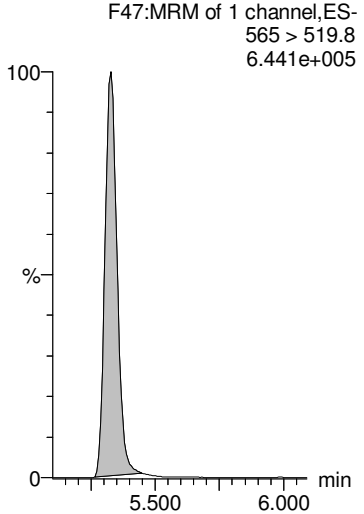

GM 9/20/2018

Dataset: Z:\Projects\PFAS.PRO\Results\180919M1\180919M1-95.qld

MMM 9/21/2018

Last Altered: Thursday, September 20, 2018 17:01:32 Pacific Daylight Time
Printed: Thursday, September 20, 2018 17:01:54 Pacific Daylight Time

Name: 180919M1_95, Date: 20-Sep-2018, Time: 08:42:05, ID: 1802860-13 PW1808281435SK 0.25556, Description: PW1808281435SK

L-MeFOSAA

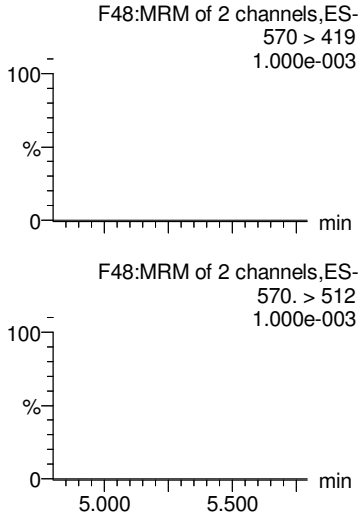

Br-MeFOSAA

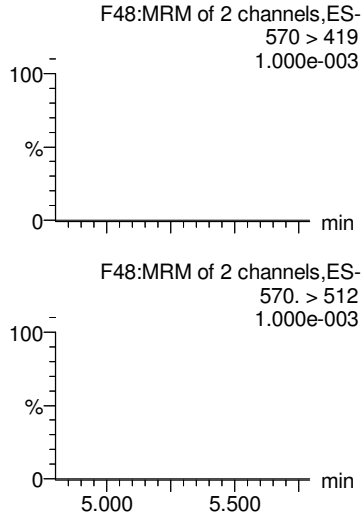

Total N-MeFOSAA

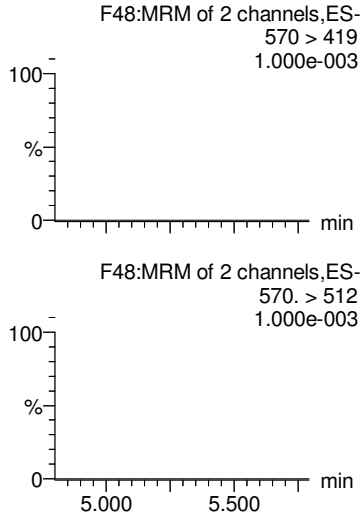

PFTrDA

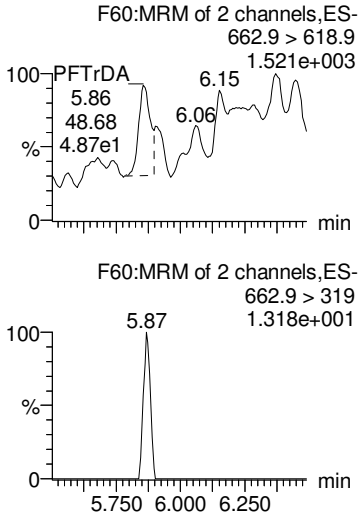

PFTeDA

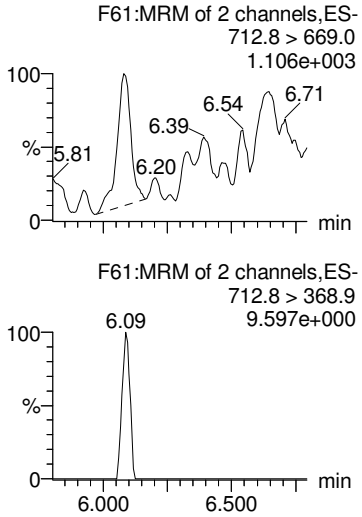

d3-N-MeFOSAA

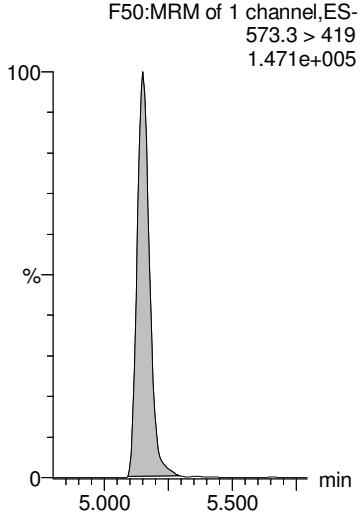

d3-N-MeFOSAA

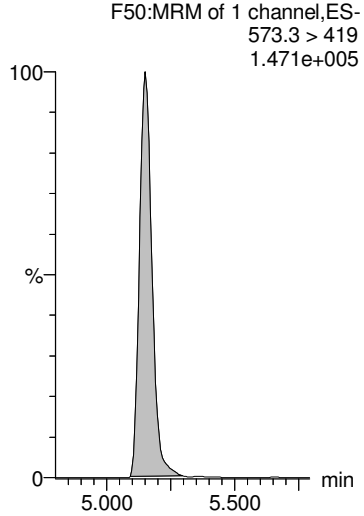

d3-N-MeFOSAA

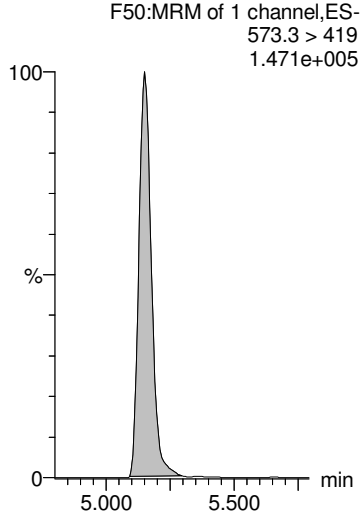

13C2-PFDoA

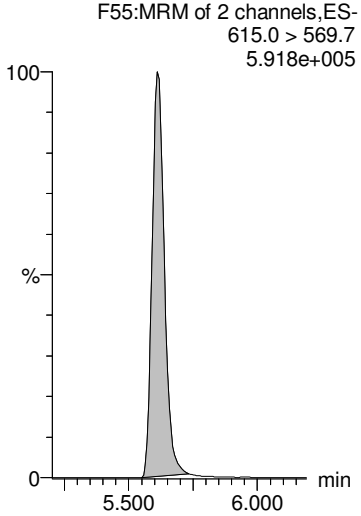

13C2-PFTeDA

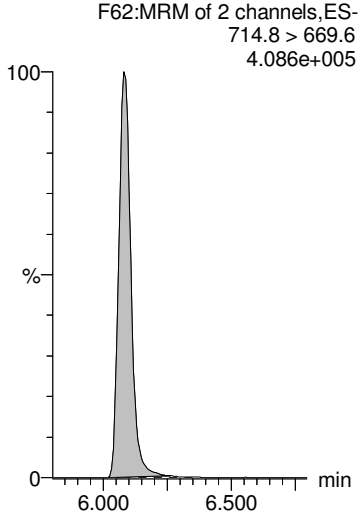

GM 9/20/2018

Dataset: Z:\Projects\PFAS.PRO\Results\180919M1\180919M1-95.qld

MMM 9/21/2018

Last Altered: Thursday, September 20, 2018 17:01:32 Pacific Daylight Time
Printed: Thursday, September 20, 2018 17:01:54 Pacific Daylight Time

Name: 180919M1_95, Date: 20-Sep-2018, Time: 08:42:05, ID: 1802860-13 PW1808281435SK 0.25556, Description: PW1808281435SK

L-EtFOSAA

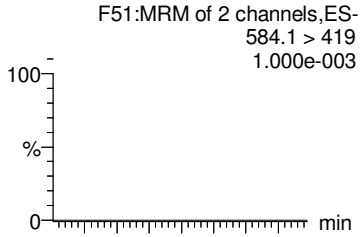

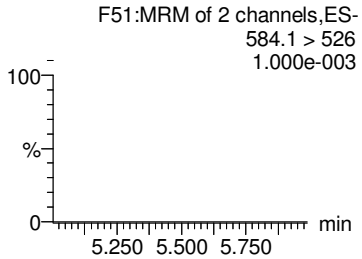

Br-ETFOSAA

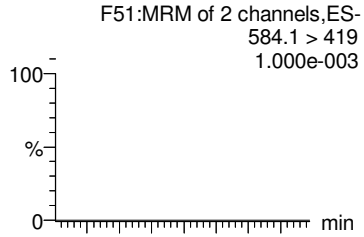

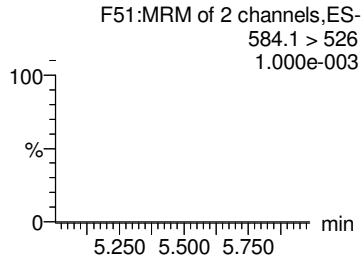

Total N-EtFOSAA

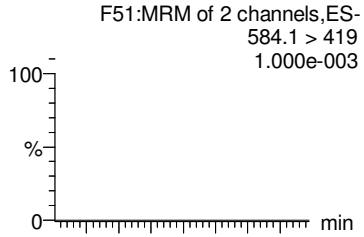

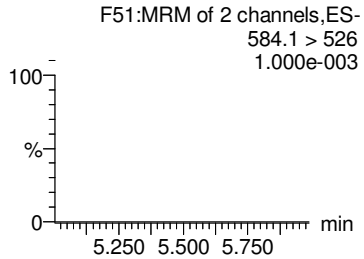

PFDoA

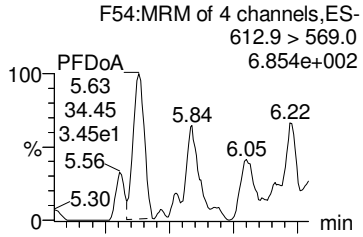

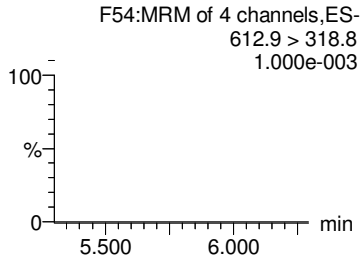

TCDA

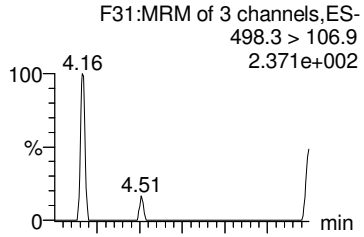

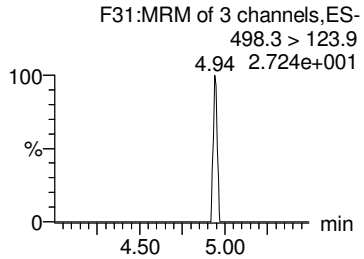

d5-N-EtFOSAA

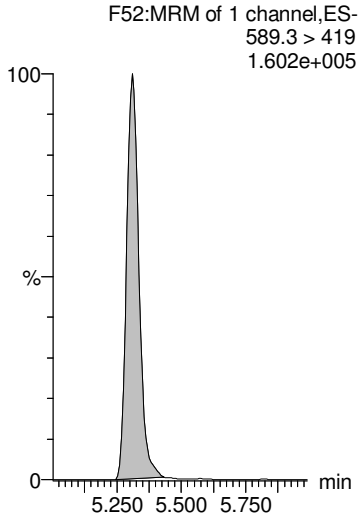

d5-N-EtFOSAA

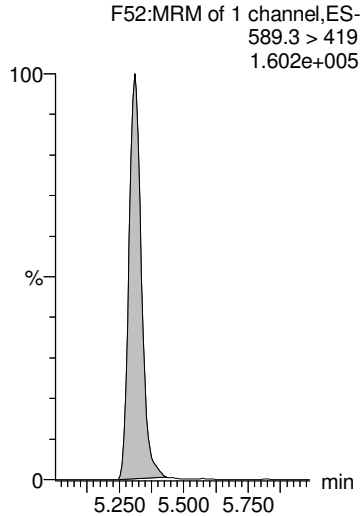

d5-N-EtFOSAA

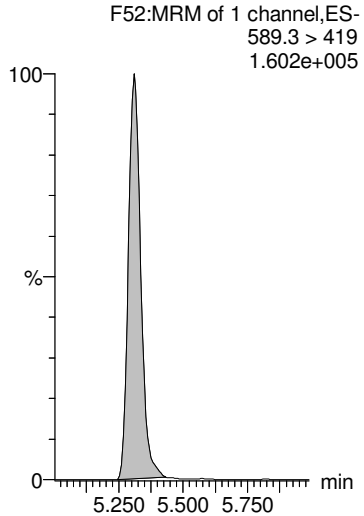

13C2-PFDoA

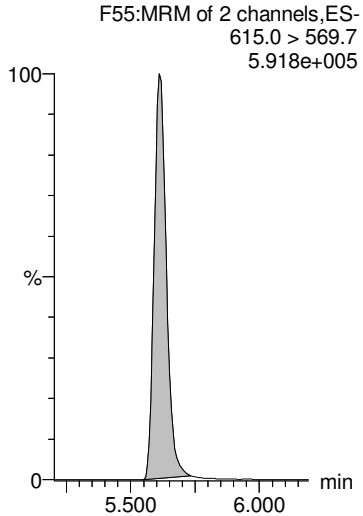

13C8-PFOS

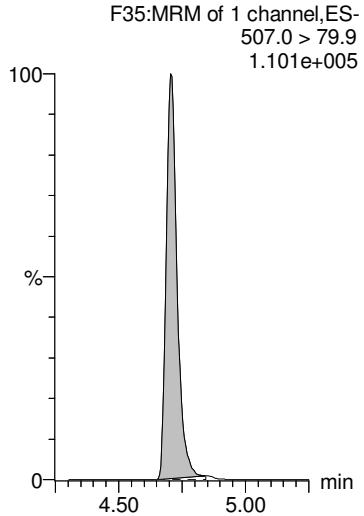

GM 9/20/2018

Dataset: Z:\Projects\PFAS.PRO\Results\180919M1\180919M1-95.qld

MMM 9/21/2018

Last Altered: Thursday, September 20, 2018 17:01:32 Pacific Daylight Time
Printed: Thursday, September 20, 2018 17:01:54 Pacific Daylight Time

Name: 180919M1_95, Date: 20-Sep-2018, Time: 08:42:05, ID: 1802860-13 PW1808281435SK 0.25556, Description: PW1808281435SK

13C4-PFBA

F4:MRM of 1 channel,ES-
217. > 172
2.663e+005

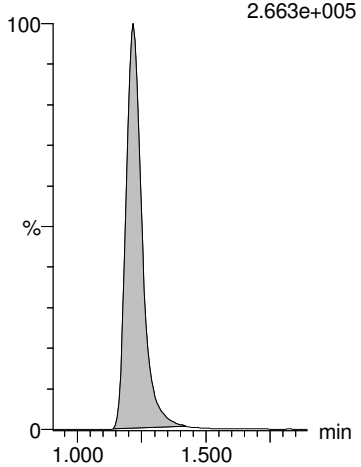

13C5-PFHxA

F11:MRM of 1 channel,ES-
318 > 272.9
6.674e+005

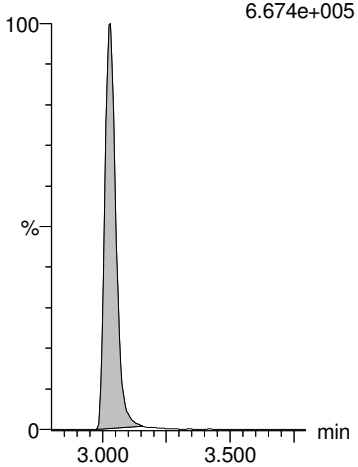

13C3-PFHxS

F19:MRM of 1 channel,ES-
401.8 > 79.9
1.048e+005

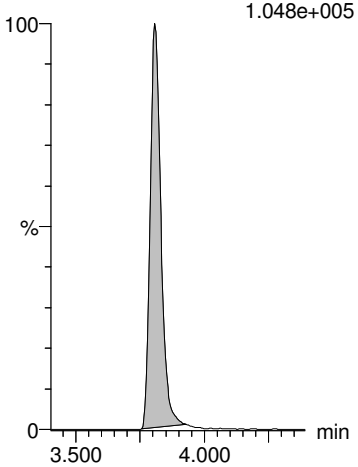

13C8-PFOA

F23:MRM of 1 channel,ES-
420.9 > 376
9.209e+005

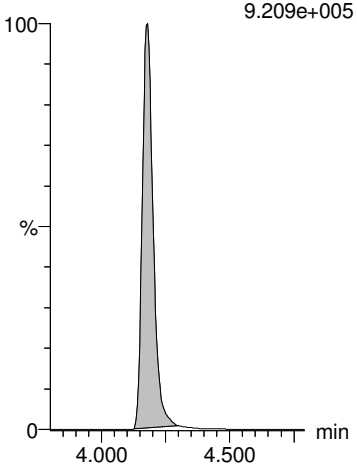

13C9-PFNA

F29:MRM of 1 channel,ES-
472.2 > 426.9
7.061e+005

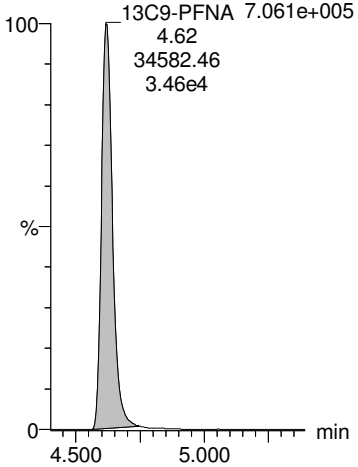

13C4-PFOS

F33:MRM of 1 channel,ES-
503 > 79.9
1.094e+005

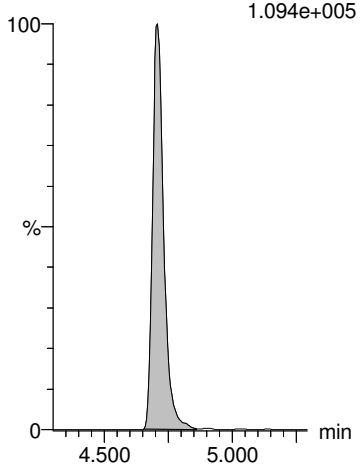

13C6-PFDA

F40:MRM of 1 channel,ES-
519.1 > 473.7
7.183e+005

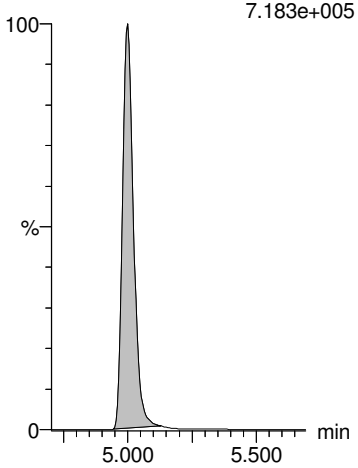

13C7-PFUdA

F49:MRM of 1 channel,ES-
570.1 > 524.8
7.427e+005

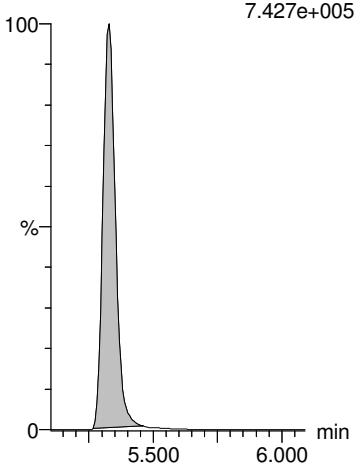

GM 9/20/2018

Dataset: Z:\Projects\PFAS.PRO\Results\180919M1\180919M1-96.qld

MMM 9/21/2018

Last Altered: Thursday, September 20, 2018 17:07:10 Pacific Daylight Time
Printed: Thursday, September 20, 2018 17:07:35 Pacific Daylight Time

Name: 180919M1_96, Date: 20-Sep-2018, Time: 08:52:37, ID: 1802860-14 SW1808281500SK 0.24836, Description: SW1808281500SK

	#	Name	Trace	Area	IS Area	Wt/Vol	RRF	RT	Response	Conc.	%Rec	Ion Ratio	Ratio Out?
1	1	PFBA	213.0 > 168.8	1.08e3	1.15e4	0.248	0.000	1.21	1.17	4.0885			
2	2	PFPeA	263.1 > 218.9	2.01e3	1.52e4	0.248	0.000	2.21	1.66	6.8221			
3	3	PFBS	299.0 > 79.7		2.37e3	0.248							
4	4	4:2 FTS	327.2>307.2		4.13e3	0.248							
5	5	PFHxA	313 > 269	2.95e3	1.03e4	0.248	0.000	3.03	1.42	5.7126		11.7	NO
6	36	13C3-PFBA	216.1 > 171.8	1.15e4	1.55e4	0.248	0.743	1.22	9.28	49.7393	98.8		
7	37	13C3-PFPeA	266. > 221.8	1.52e4	2.85e4	0.248	0.532	2.21	6.65	47.5401	94.5		
8	38	13C3-PFBS	302. > 98.8	2.37e3	4.75e3	0.248	0.498	2.52	6.23	49.9037	99.2		
9	39	13C2-4:2 FTS	329.2>308.9	4.13e3	4.75e3	0.248	0.870	2.94	10.9	40.1185	79.7		
10	40	13C2-PFHxA	315 > 270	1.03e4	2.85e4	0.248	0.907	3.03	4.53	19.3540	96.1		
11	-1												
12	7	PFHpA	363.0 > 318.9	1.35e3	1.66e4	0.248	0.000	3.65	1.02	3.3915		17.7	NO
13	6	PFPeS	349.1>80.1		2.37e3	0.248							
14	8	L-PFHxS	398.9 > 79.6	1.62e3	1.88e3	0.248	0.000	3.81	10.7	22.4849		1.73	NO
15	9	Br-PFHxS	398.9 > 79.6	2.04e2	1.88e3	0.248	0.000	3.68	1.35	2.9445		2.53	NO
16	68	Total PFHxS	398.9 > 79.6	1.82e3	1.88e3	0.248			12.1	25.4294			
17	41	13C4-PFHpA	367.2 > 321.8	1.66e4	2.85e4	0.248	0.582	3.65	7.28	51.9509	103.2		
18	38	13C3-PFBS	302. > 98.8	2.37e3	4.75e3	0.248	0.498	2.52	6.23	49.9037	99.2		
19	42	18O2-PFHxS	403.0 > 102.6	1.88e3	4.75e3	0.248	0.396	3.81	4.95	49.8432	99.0		
20	42	18O2-PFHxS	403.0 > 102.6	1.88e3	4.75e3	0.248	0.396	3.81	4.95	49.8432	99.0		
21	42	18O2-PFHxS	403.0 > 102.6	1.88e3	4.75e3	0.248	0.396	3.81	4.95	49.8432	99.0		
22	-1												
23	10	6:2 FTS	427.1 > 407	2.61e3	5.10e3	0.248	0.000	4.12	6.38	20.8292		3.28	NO
24	13	PFHpS	449 > 80.0	2.09e2	4.85e3	0.248	0.000	4.30	0.538	2.3330		2.29	YES
25	11	L-PFOA	412.8 > 368.9	5.72e3	2.60e4	0.248	0.000	4.18	2.74	7.6124		3.51	NO
26	12	Br-PFOA	412.8 > 368.9	2.58e2	2.60e4	0.248	0.000	4.05	0.124	0.2756		2.82	NO
27	69	Total PFOA	412.8 > 368.9	5.97e3	2.60e4	0.248			2.87	7.8879			
28	43	13C2-6:2 FTS	429.1 > 408.9	5.10e3	5.04e3	0.248	1.01	4.12	12.6	43.8390	87.1		
29	44	13C2-PFOA	414.9 > 369.7	2.60e4	3.88e4	0.248	0.671	4.18	8.39	48.1407	95.6		
30	44	13C2-PFOA	414.9 > 369.7	2.60e4	3.88e4	0.248	0.671	4.18	8.39	48.1407	95.6		
31	44	13C2-PFOA	414.9 > 369.7	2.60e4	3.88e4	0.248	0.671	4.18	8.39	48.1407	95.6		
32	44	13C2-PFOA	414.9 > 369.7	2.60e4	3.88e4	0.248	0.671	4.18	8.39	48.1407	95.6		
33	-1												
34	14	PFNA	463.0 > 418.8	2.57e2	2.66e4	0.248	0.000	4.63	0.121	0.3755		5.71	NO
35	15	PFOSA	497.9 > 77.9		3.51e3	0.248							
36	16	L-PFOS	498.9 > 79.9	1.07e3	4.85e3	0.248	0.000	4.71	2.75	11.0517		1.60	NO
37	17	Br-PFOS	498.9 > 79.9	1.12e3	4.85e3	0.248	0.000	4.56	2.89	11.6205		4.01	NO

GM 9/20/2018

Dataset: Z:\Projects\PFAS.PRO\Results\180919M1\180919M1-96.qld

MMM 9/21/2018

Last Altered: Thursday, September 20, 2018 17:07:10 Pacific Daylight Time
Printed: Thursday, September 20, 2018 17:07:35 Pacific Daylight Time

Name: 180919M1_96, Date: 20-Sep-2018, Time: 08:52:37, ID: 1802860-14 SW1808281500SK 0.24836, Description: SW1808281500SK

	#	Name	Trace	Area	IS Area	Wt/Vol	RRF	RT	Response	Conc.	%Rec	Ion Ratio	Ratio Out?
38	70	Total PFOS	498.9 > 79.9	2.18e3	4.85e3	0.248			5.63	22.6722			
39	45	13C5-PFNA	468.2 > 422.9	2.66e4	3.16e4	0.248	0.841	4.62	10.5	43.7900	87.0		
40	46	13C8-PFOSA	506.1 > 77.7	3.51e3	3.71e4	0.248	0.0946	4.68	1.18	28.5987	56.8		
41	47	13C8-PFOS	507.0 > 79.9	4.85e3	5.04e3	0.248	0.961	4.70	12.0	46.1951	91.8		
42	47	13C8-PFOS	507.0 > 79.9	4.85e3	5.04e3	0.248	0.961	4.70	12.0	46.1951	91.8		
43	47	13C8-PFOS	507.0 > 79.9	4.85e3	5.04e3	0.248	0.961	4.70	12.0	46.1951	91.8		
44	-1												
45	18	PFDA	513 > 468.8	5.66e1	2.49e4	0.248	0.000	5.00	0.0284			50.9	YES
46	19	8:2 FTS	527 > 506.9		3.81e3	0.248							
47	20	PFNS	549.1 > 80.1		4.85e3	0.248							
48	26	PFDS	598.8 > 79.9		4.85e3	0.248							
49	25	PFUdA	563.0 > 518.9		3.08e4	0.248							
50	48	13C2-PFDA	515.1 > 469.9	2.49e4	3.17e4	0.248	0.785	5.00	9.81	42.9132	85.3		
51	49	13C2-8:2 FTS	529.1 > 508.7	3.81e3	5.04e3	0.248	0.756	4.96	9.45	42.0071	83.5		
52	47	13C8-PFOS	507.0 > 79.9	4.85e3	5.04e3	0.248	0.961	4.70	12.0	46.1951	91.8		
53	47	13C8-PFOS	507.0 > 79.9	4.85e3	5.04e3	0.248	0.961	4.70	12.0	46.1951	91.8		
54	51	13C2-PFUdA	565 > 519.8	3.08e4	3.71e4	0.248	0.829	5.33	10.4	42.7836	85.0		
55	-1												
56	21	L-MeFOSAA	570 > 419		7.12e3	0.248							
57	22	Br-MeFOSAA	570. > 419		7.12e3	0.248							
58	71	Total N-MeFOSAA	570. > 419	0.00e0	7.12e3	0.248			0.000				
59	29	PFTrDA	662.9 > 618.9		2.84e4	0.248							
60	30	PFTeDA	712.8 > 669.0		1.95e4	0.248							
61	50	d3-N-MeFOSAA	573.3 > 419	7.12e3	3.71e4	0.248	0.192	5.15	2.40	41.9227	83.3		
62	50	d3-N-MeFOSAA	573.3 > 419	7.12e3	3.71e4	0.248	0.192	5.15	2.40	41.9227	83.3		
63	50	d3-N-MeFOSAA	573.3 > 419	7.12e3	3.71e4	0.248	0.192	5.15	2.40	41.9227	83.3		
64	53	13C2-PFDoA	615.0 > 569.7	2.84e4	3.17e4	0.248	0.894	5.61	11.2	40.8054	81.1		
65	55	13C2-PFTeDA	714.8 > 669.6	1.95e4	3.71e4	0.248	0.524	6.08	6.56	41.5249	82.5		
66	-1												
67	23	L-EtFOSAA	584.1 > 419		8.60e3	0.248							
68	24	Br-ETFOSAA	584.1 > 419		8.60e3	0.248							
69	72	Total N-EtFOSAA	584.1 > 419	0.00e0	8.60e3	0.248			0.000				
70	27	PFDoA	612.9 > 569.0		2.84e4	0.248							
71	73	TCDA	498.3>106.9			0.248							
72	52	d5-N-EtFOSAA	589.3 > 419	8.60e3	3.71e4	0.248	0.232	5.31	2.90	45.5335	90.5		
73	52	d5-N-EtFOSAA	589.3 > 419	8.60e3	3.71e4	0.248	0.232	5.31	2.90	45.5335	90.5		
74	52	d5-N-EtFOSAA	589.3 > 419	8.60e3	3.71e4	0.248	0.232	5.31	2.90	45.5335	90.5		

GM 9/20/2018

Dataset: Z:\Projects\PFAS.PRO\Results\180919M1\180919M1-96.qld

MMM 9/21/2018

Last Altered: Thursday, September 20, 2018 17:07:10 Pacific Daylight Time
Printed: Thursday, September 20, 2018 17:07:35 Pacific Daylight Time

Name: 180919M1_96, Date: 20-Sep-2018, Time: 08:52:37, ID: 1802860-14 SW1808281500SK 0.24836, Description: SW1808281500SK

	#	Name	Trace	Area	IS Area	Wt/Vol	RRF	RT	Response	Conc.	%Rec	Ion Ratio	Ratio Out?
75	53	13C2-PFDoA	615.0 > 569.7	2.84e4	3.17e4	0.248	0.894	5.61	11.2	40.8054	81.1		
76	47	13C8-PFOS	507.0 > 79.9	4.85e3	5.04e3	0.248	0.961	4.70	12.0	46.1951	91.8		
77	-1												
78	60	13C4-PFBA	217. > 172	1.55e4	1.55e4	0.248	1.00	1.22	12.5	50.3302	100.0		
79	61	13C5-PFHxA	318 > 272.9	2.85e4	2.85e4	0.248	1.00	3.03	12.5	50.3302	100.0		
80	62	13C3-PFHxS	401.8 > 79.9	4.75e3	4.75e3	0.248	1.00	3.81	12.5	50.3302	100.0		
81	63	13C8-PFOA	420.9 > 376	3.88e4	3.88e4	0.248	1.00	4.18	12.5	50.3302	100.0		
82	64	13C9-PFNA	472.2 > 426.9	3.16e4	3.16e4	0.248	1.00	4.62	12.5	50.3302	100.0		
83	65	13C4-PFOS	503 > 79.9	5.04e3	5.04e3	0.248	1.00	4.70	12.5	50.3302	100.0		
84	66	13C6-PFDA	519.1 > 473.7	3.17e4	3.17e4	0.248	1.00	5.00	12.5	50.3302	100.0		
85	67	13C7-PFUdA	570.1 > 524.8	3.71e4	3.71e4	0.248	1.00	5.33	12.5	50.3302	100.0		

GM 9/20/2018

Dataset: Z:\Projects\PFAS.PRO\Results\180919M1\180919M1-96.qld

MMM 9/21/2018

Last Altered: Thursday, September 20, 2018 17:07:10 Pacific Daylight Time
Printed: Thursday, September 20, 2018 17:07:35 Pacific Daylight Time

Method: Z:\Projects\PFAS.pro\MethDB\PFAS_FULL_80C_091918.mdb 20 Sep 2018 08:42:56
Calibration: Z:\Projects\PFAS.pro\CurveDB\C18_VAL-PFAS_Q4_09-18-18.cdb 19 Sep 2018 09:23:23

Name: 180919M1_96, Date: 20-Sep-2018, Time: 08:52:37, ID: 1802860-14 SW1808281500SK 0.24836, Description: SW1808281500SK

PFBA

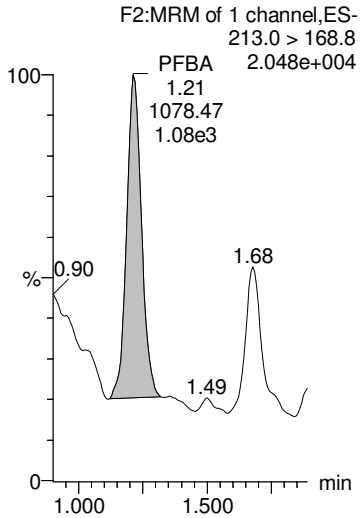

PFPeA

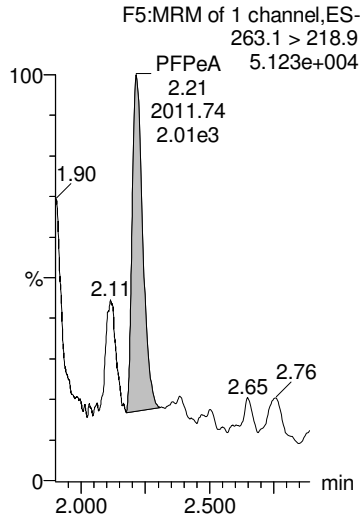

PFBS

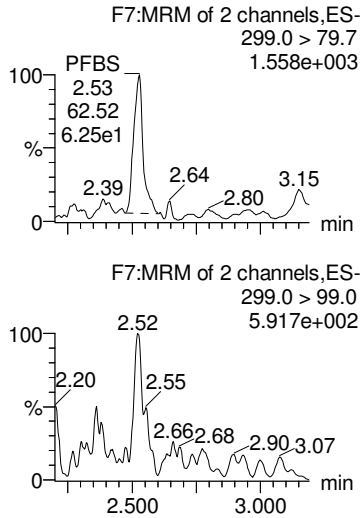

4:2 FTS

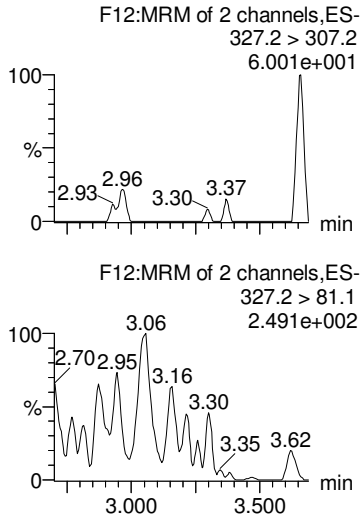

PFHxA

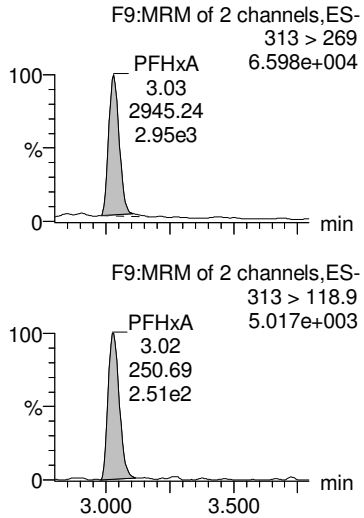

13C3-PFBA

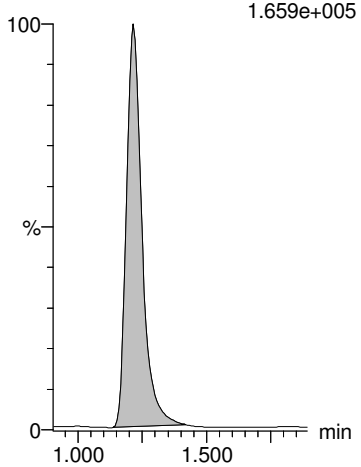

13C3-PFPeA

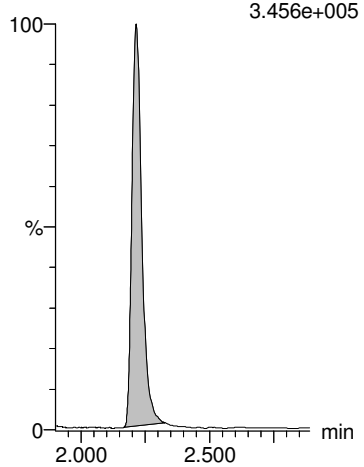

13C3-PFBS

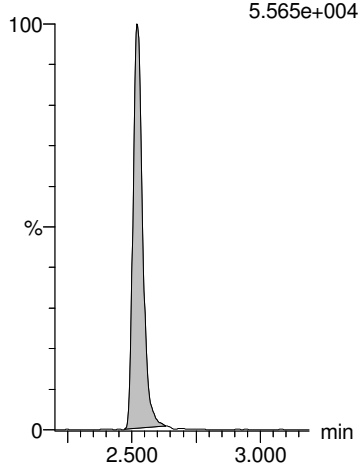

13C2-4:2 FTS

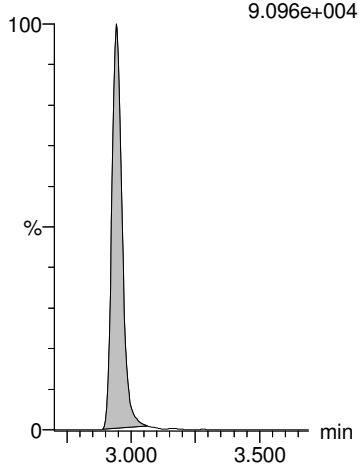

13C2-PFHxA

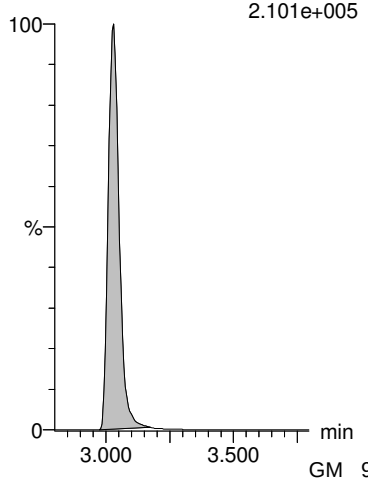

GM 9/20/2018

Dataset: Z:\Projects\PFAS.PRO\Results\180919M1\180919M1-96.qld

MMM 9/21/2018

Last Altered: Thursday, September 20, 2018 17:07:10 Pacific Daylight Time
Printed: Thursday, September 20, 2018 17:07:35 Pacific Daylight Time

Name: 180919M1_96, Date: 20-Sep-2018, Time: 08:52:37, ID: 1802860-14 SW1808281500SK 0.24836, Description: SW1808281500SK

PFHpA

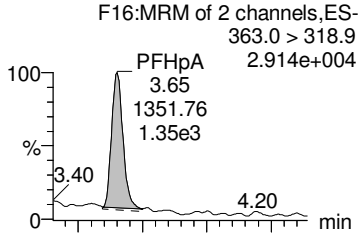

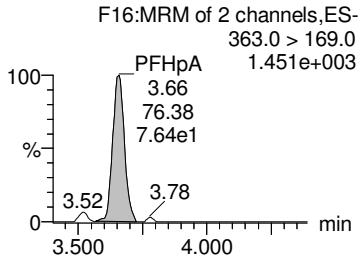

PFPeS

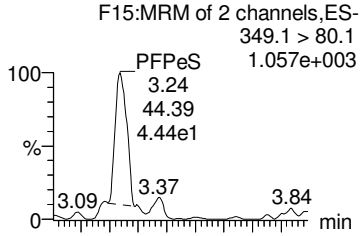

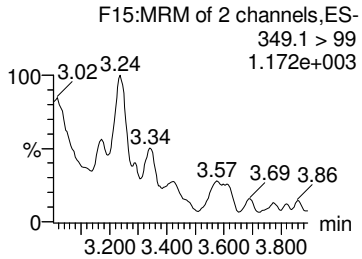

L-PFHxS

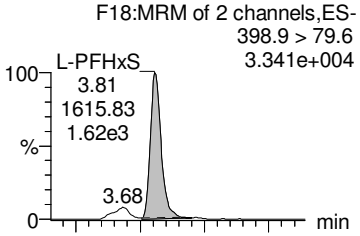

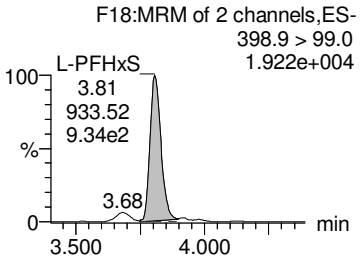

Br-PFHxS

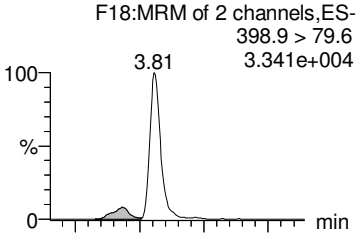

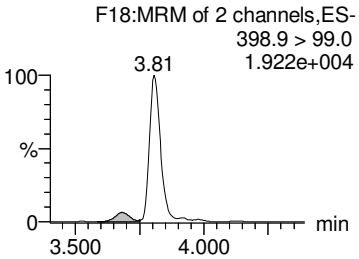

Total PFHxS

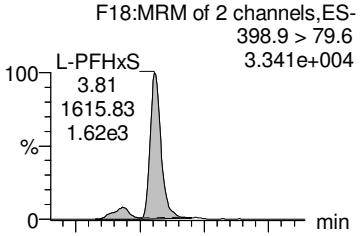

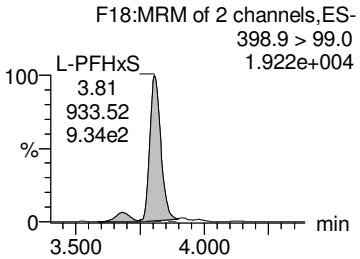

13C4-PFHpA

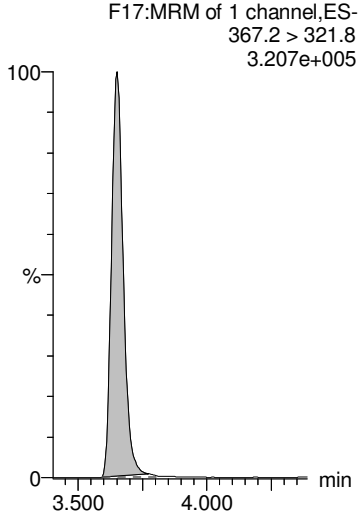

13C3-PFBS

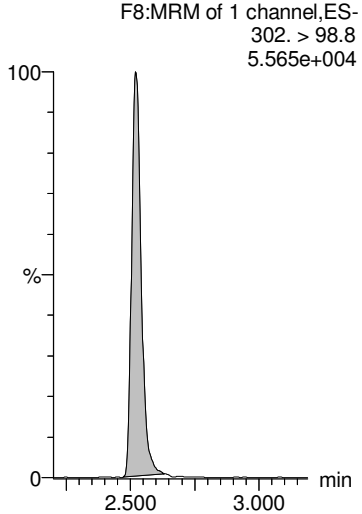

18O2-PFHxS

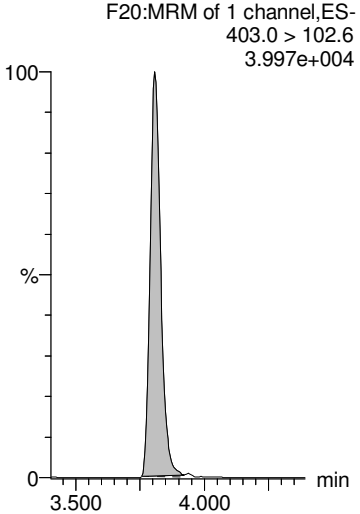

18O2-PFHxS

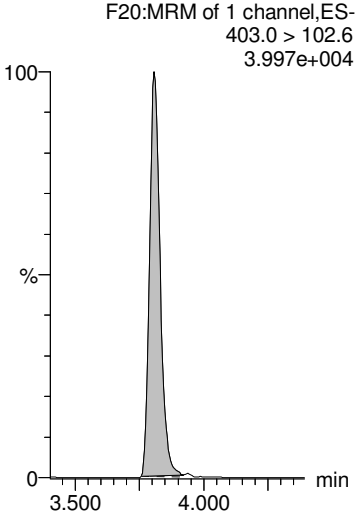

18O2-PFHxS

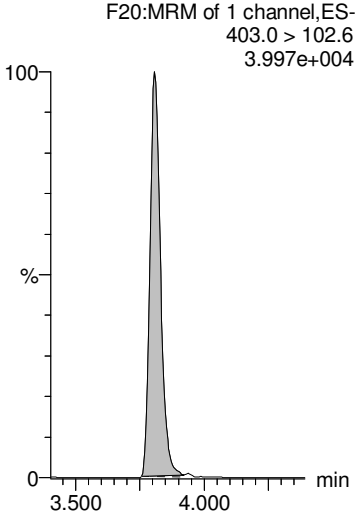

GM 9/20/2018

Dataset: Z:\Projects\PFAS.PRO\Results\180919M1\180919M1-96.qld

MMM 9/21/2018

Last Altered: Thursday, September 20, 2018 17:07:10 Pacific Daylight Time
Printed: Thursday, September 20, 2018 17:07:35 Pacific Daylight Time

Name: 180919M1_96, Date: 20-Sep-2018, Time: 08:52:37, ID: 1802860-14 SW1808281500SK 0.24836, Description: SW1808281500SK

6:2 FTS

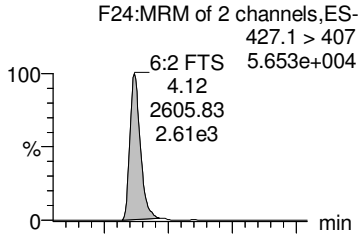

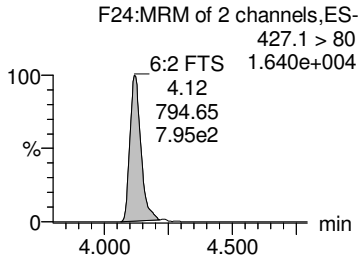

PFHpS

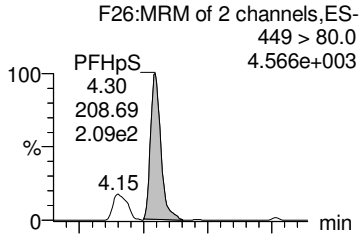

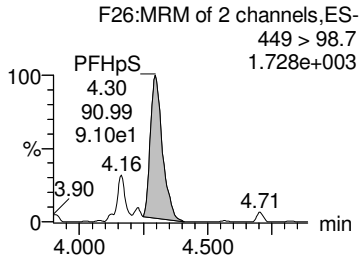

L-PFOA

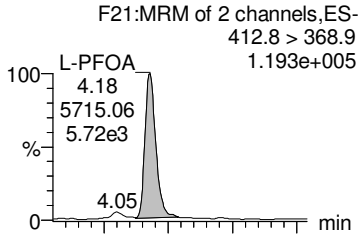

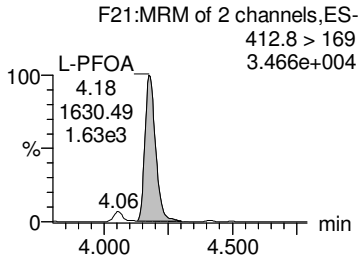

Br-PFOA

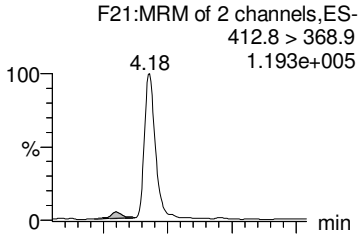

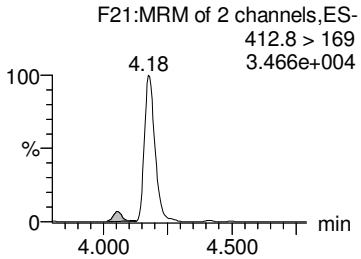

Total PFOA

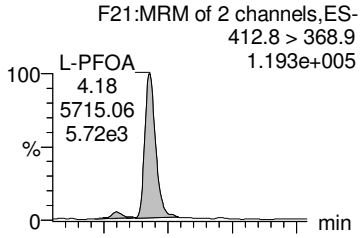

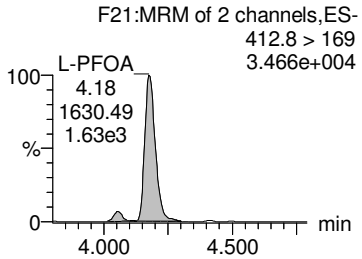

13C2-6:2 FTS

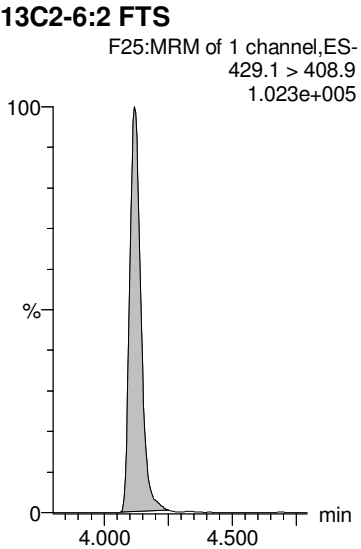

13C2-PFOA

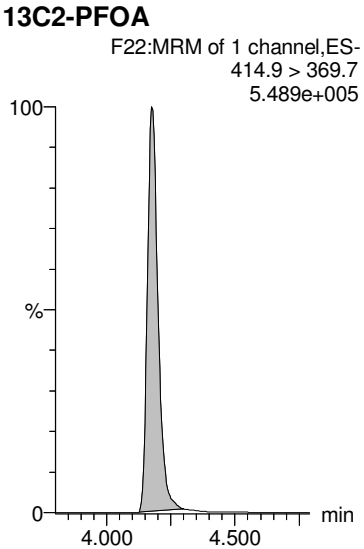

13C2-PFOA

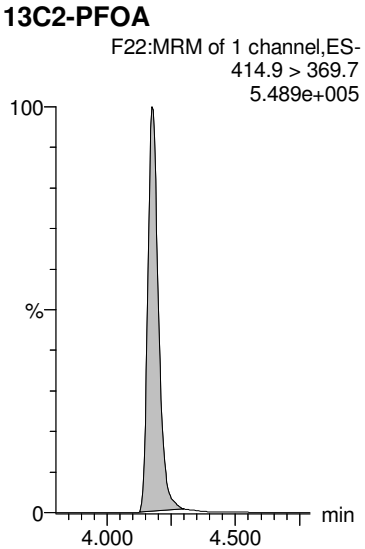

13C2-PFOA

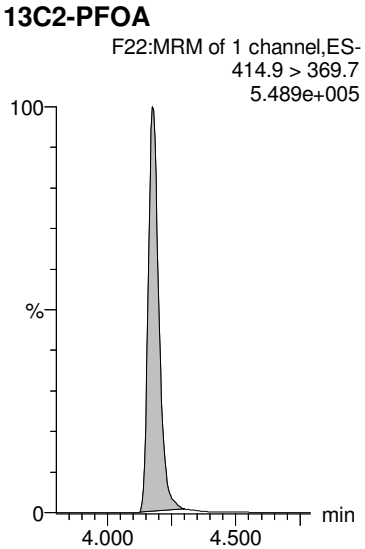

13C2-PFOA

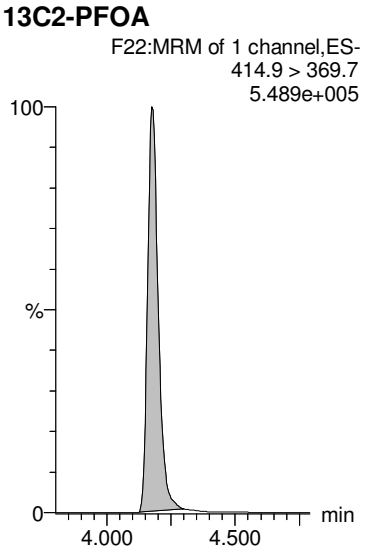

GM 9/20/2018

Dataset: Z:\Projects\PFAS.PRO\Results\180919M1\180919M1-96.qld

MMM 9/21/2018

Last Altered: Thursday, September 20, 2018 17:07:10 Pacific Daylight Time
Printed: Thursday, September 20, 2018 17:07:35 Pacific Daylight Time

Name: 180919M1_96, Date: 20-Sep-2018, Time: 08:52:37, ID: 1802860-14 SW1808281500SK 0.24836, Description: SW1808281500SK

PFNA

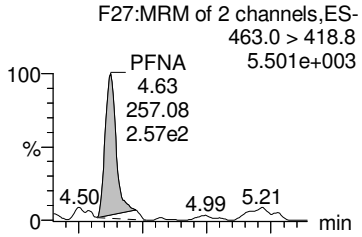

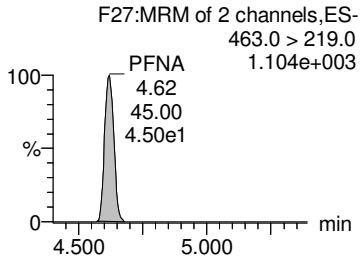

PFOSA

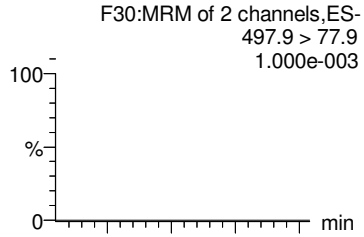

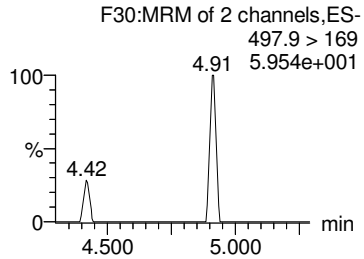

L-PFOS

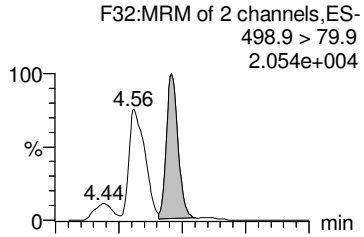

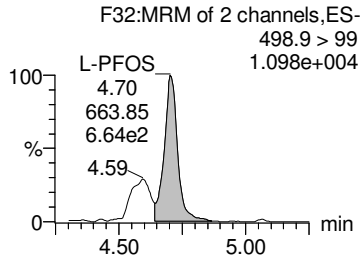

Br-PFOS

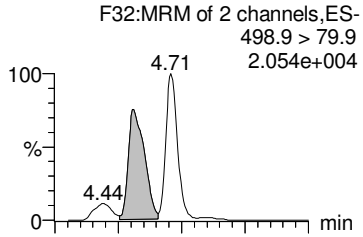

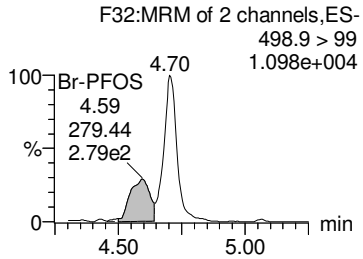

Total PFOS

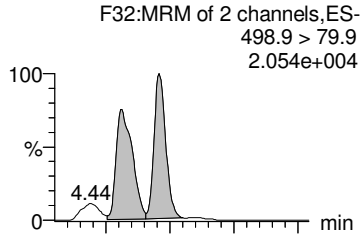

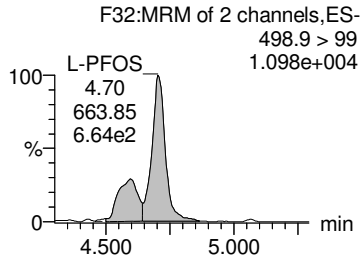

13C5-PFNA

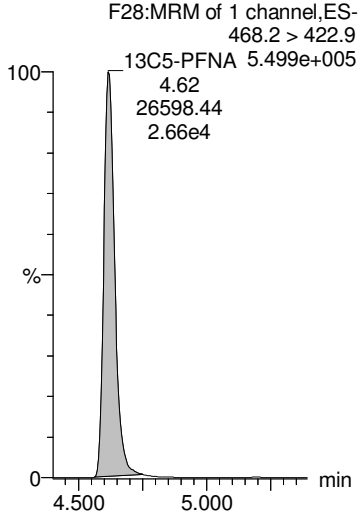

13C8-PFOSA

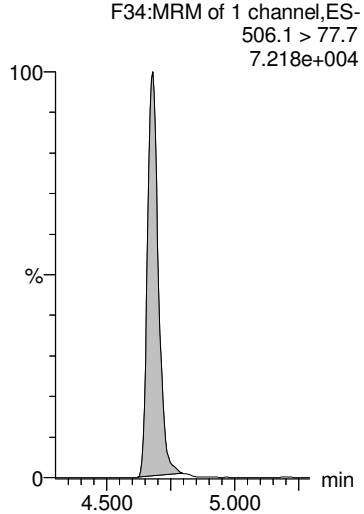

13C8-PFOS

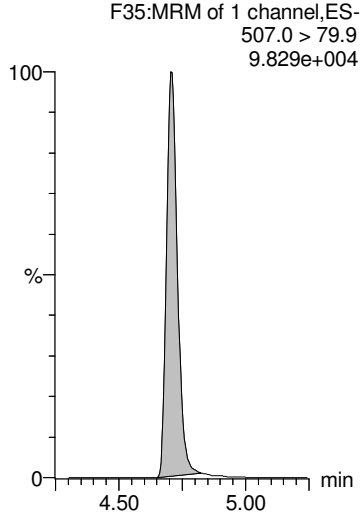

13C8-PFOS

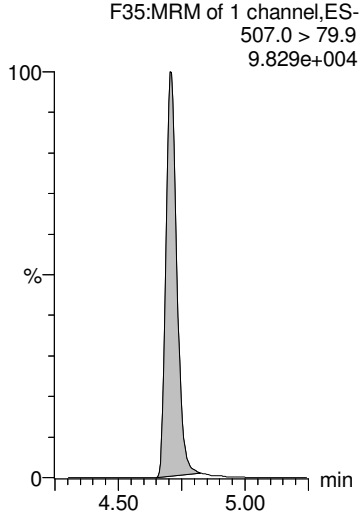

13C8-PFOS

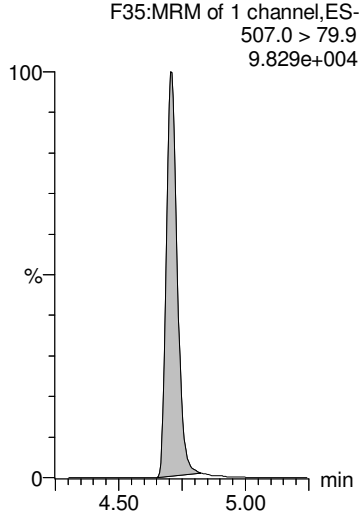

GM 9/20/2018

Dataset: Z:\Projects\PFAS.PRO\Results\180919M1\180919M1-96.qld

MMM 9/21/2018

Last Altered: Thursday, September 20, 2018 17:07:10 Pacific Daylight Time
Printed: Thursday, September 20, 2018 17:07:35 Pacific Daylight Time

Name: 180919M1_96, Date: 20-Sep-2018, Time: 08:52:37, ID: 1802860-14 SW1808281500SK 0.24836, Description: SW1808281500SK

PFDA

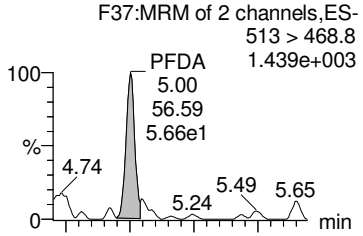

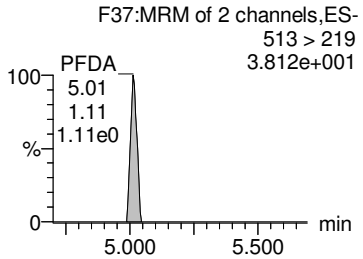

8:2 FTS

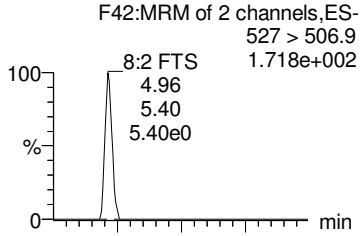

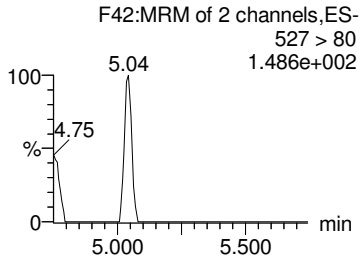

PFNS

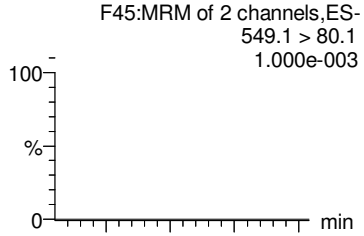

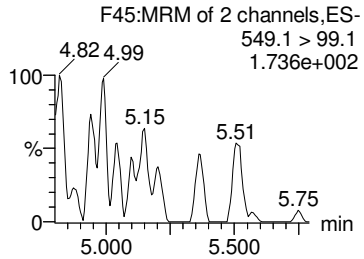

PFDS

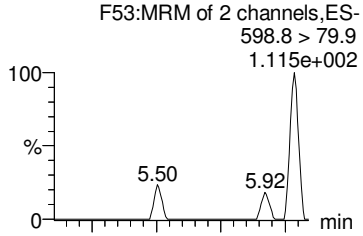

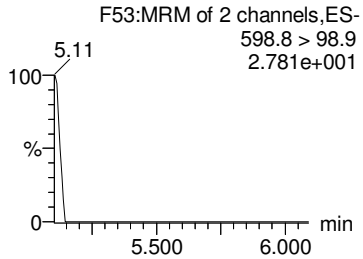

PFUdA

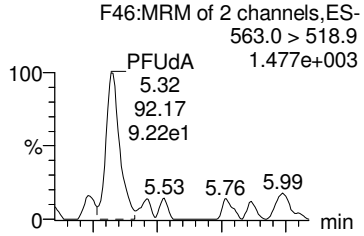

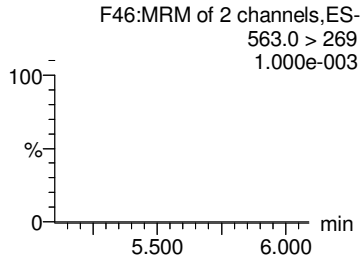

13C2-PFDA

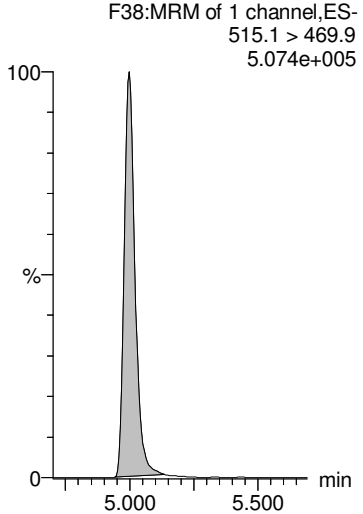

13C2-8:2 FTS

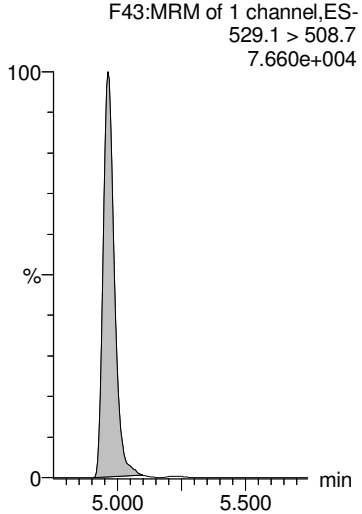

13C8-PFOS

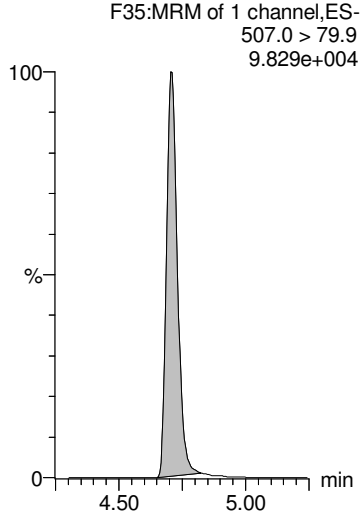

13C8-PFOS

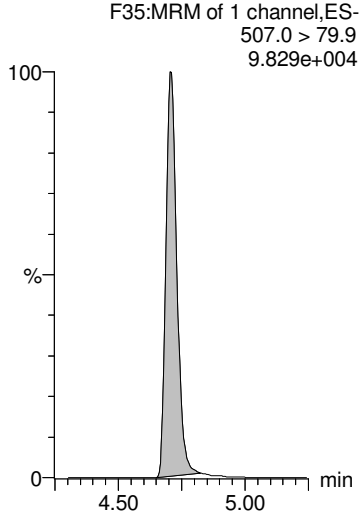

13C2-PFUdA

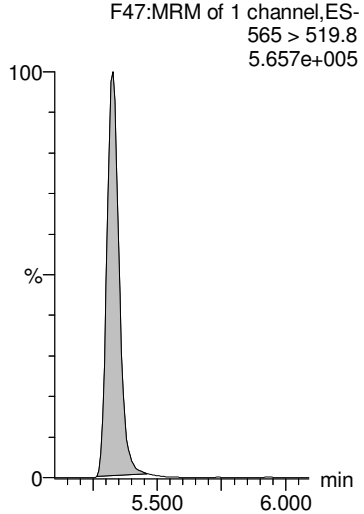

GM 9/20/2018

Dataset: Z:\Projects\PFAS.PRO\Results\180919M1\180919M1-96.qld

MMM 9/21/2018

Last Altered: Thursday, September 20, 2018 17:07:10 Pacific Daylight Time
Printed: Thursday, September 20, 2018 17:07:35 Pacific Daylight Time

Name: 180919M1_96, Date: 20-Sep-2018, Time: 08:52:37, ID: 1802860-14 SW1808281500SK 0.24836, Description: SW1808281500SK

L-MeFOSAA

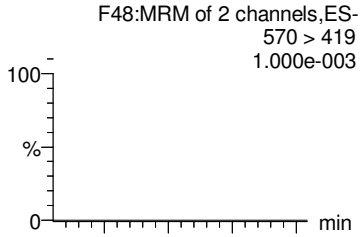

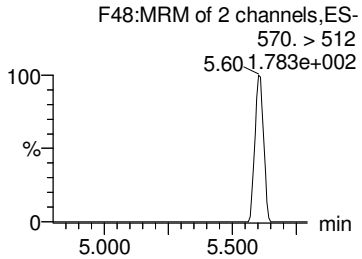

Br-MeFOSAA

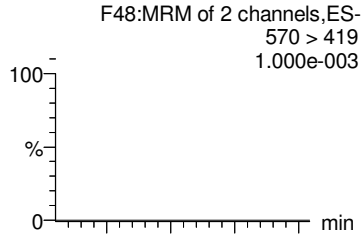

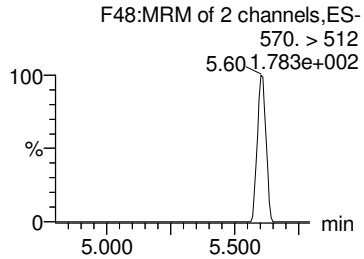

Total N-MeFOSAA

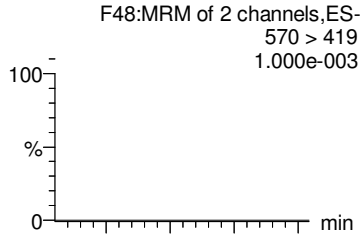

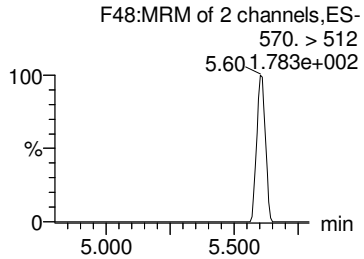

PFTrDA

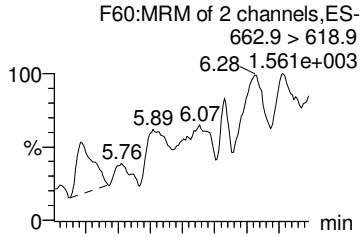

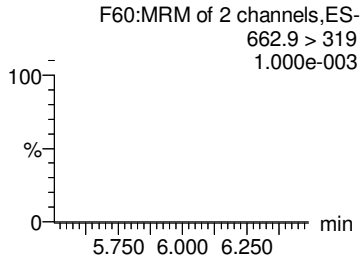

PFTeDA

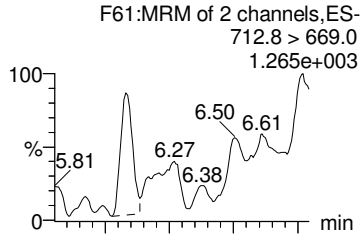

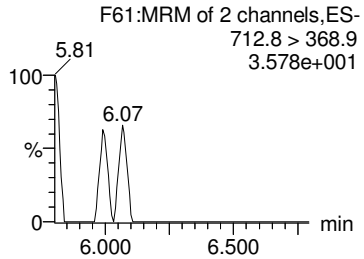

d3-N-MeFOSAA

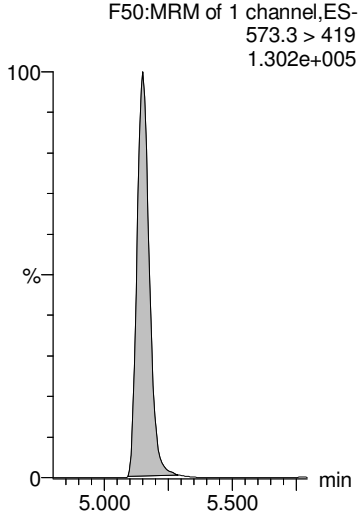

d3-N-MeFOSAA

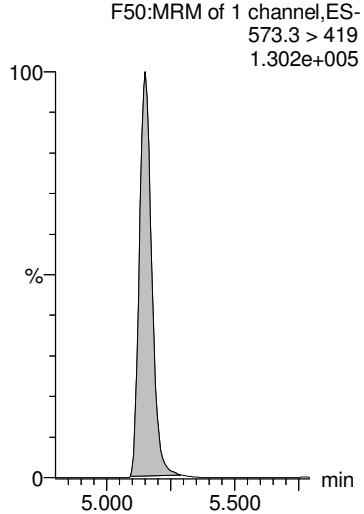

d3-N-MeFOSAA

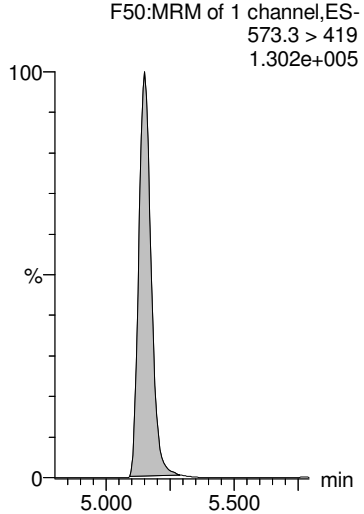

13C2-PFDoA

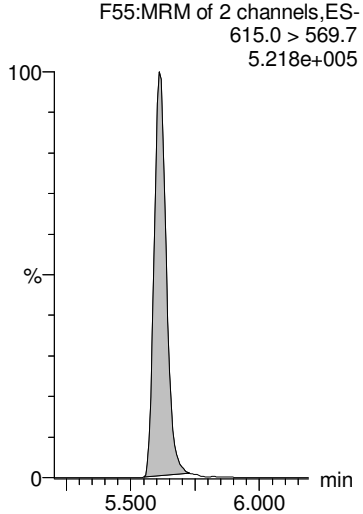

13C2-PFTeDA

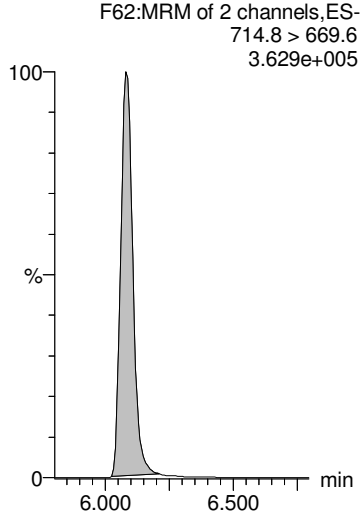

GM 9/20/2018

Dataset: Z:\Projects\PFAS.PRO\Results\180919M1\180919M1-96.qld

MMM 9/21/2018

Last Altered: Thursday, September 20, 2018 17:07:10 Pacific Daylight Time
Printed: Thursday, September 20, 2018 17:07:35 Pacific Daylight Time

Name: 180919M1_96, Date: 20-Sep-2018, Time: 08:52:37, ID: 1802860-14 SW1808281500SK 0.24836, Description: SW1808281500SK

L-EtFOSAA

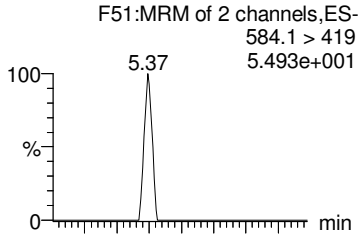

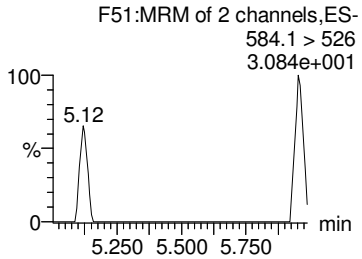

Br-ETFOSAA

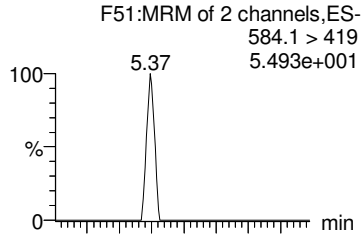

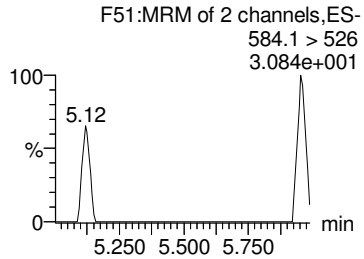

Total N-EtFOSAA

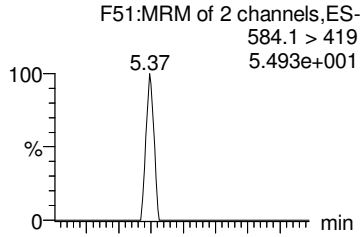

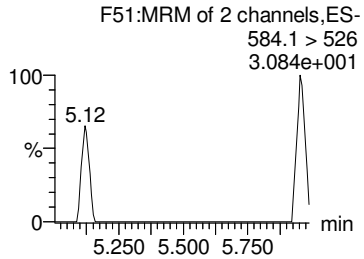

PFDoA

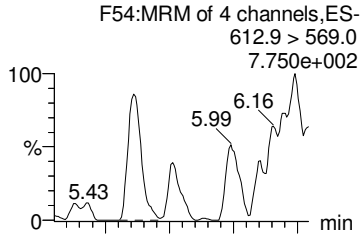

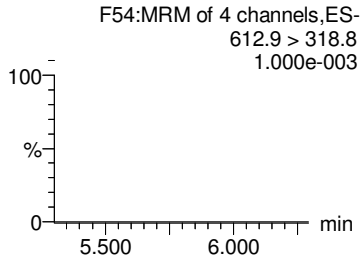

TCDA

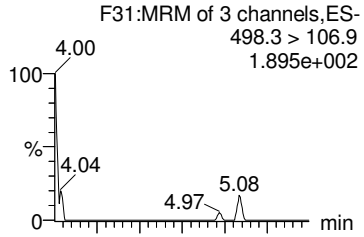

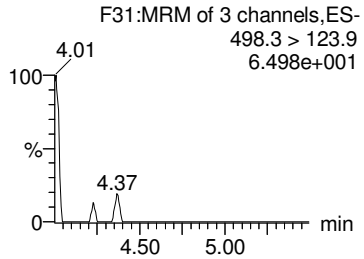

d5-N-EtFOSAA

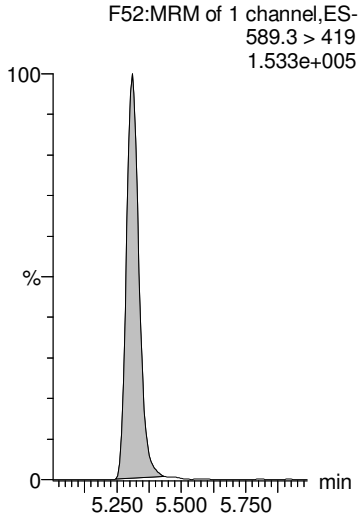

d5-N-EtFOSAA

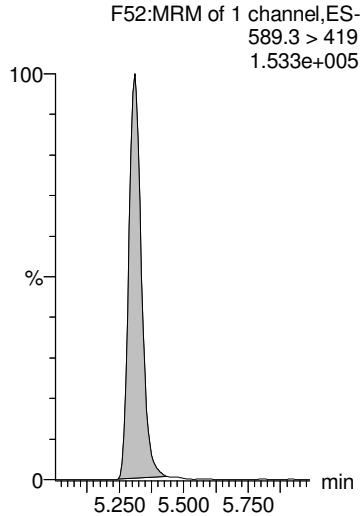

d5-N-EtFOSAA

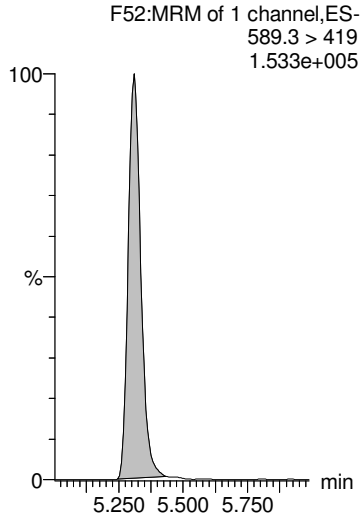

13C2-PFDoA

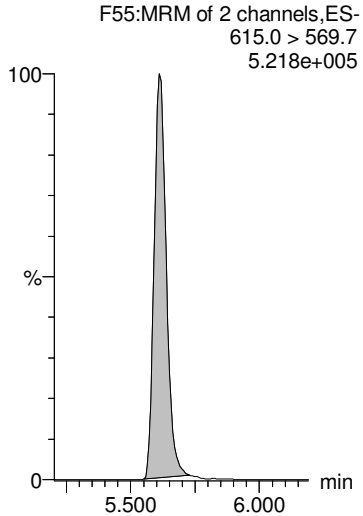

13C8-PFOS

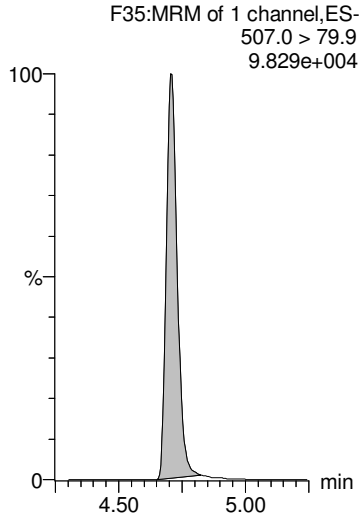

GM 9/20/2018

Dataset: Z:\Projects\PFAS.PRO\Results\180919M1\180919M1-96.qld

MMM 9/21/2018

Last Altered: Thursday, September 20, 2018 17:07:10 Pacific Daylight Time
Printed: Thursday, September 20, 2018 17:07:35 Pacific Daylight Time

Name: 180919M1_96, Date: 20-Sep-2018, Time: 08:52:37, ID: 1802860-14 SW1808281500SK 0.24836, Description: SW1808281500SK

13C4-PFBA

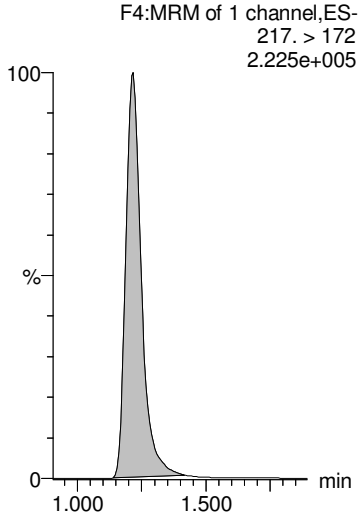

13C5-PFHxA

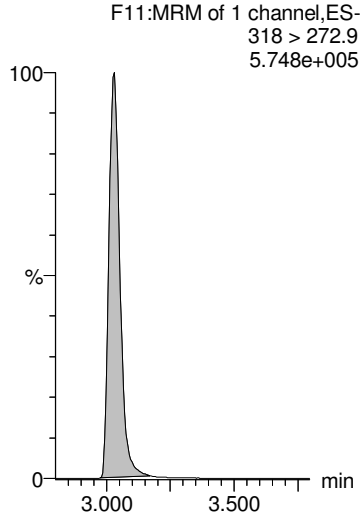

13C3-PFHxS

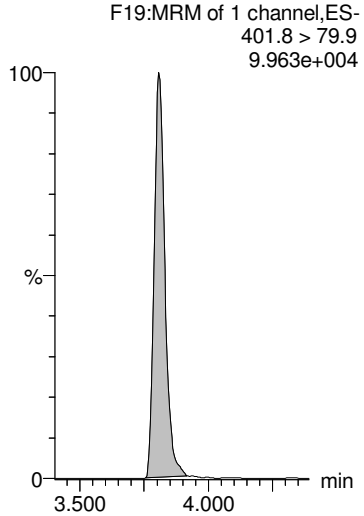

13C8-PFOA

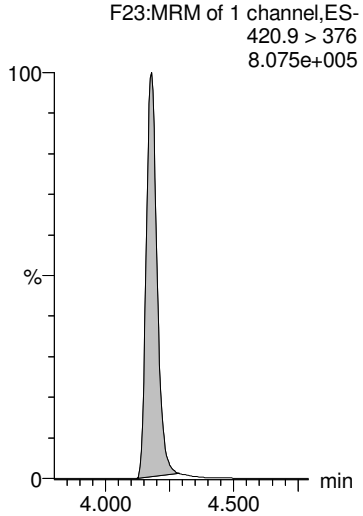

13C9-PFNA

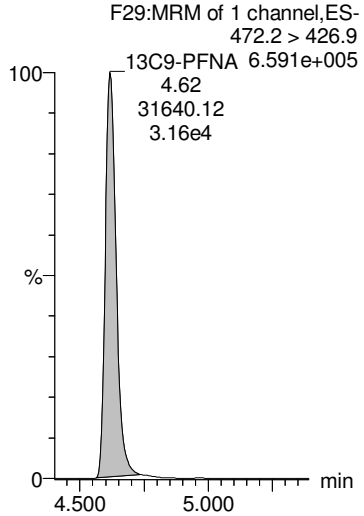

13C4-PFOS

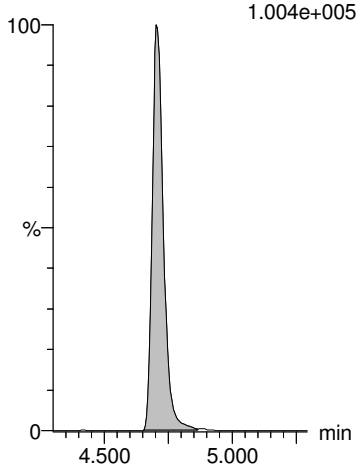

13C6-PFDA

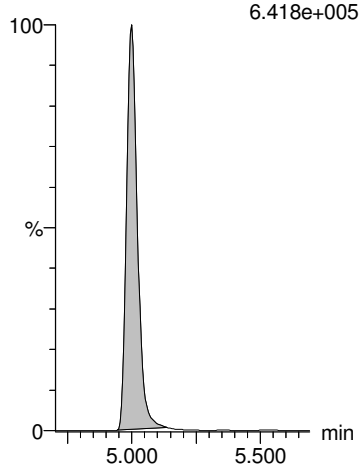

13C7-PFUdA

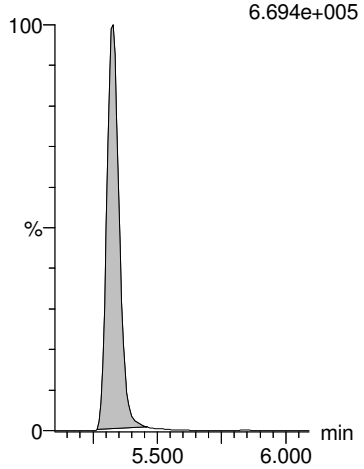

GM 9/20/2018

Dataset: Z:\Projects\PFAS.PRO\Results\180919M1\180919M1-97.qld

MMM 9/21/2018

Last Altered: Thursday, September 20, 2018 17:12:48 Pacific Daylight Time
Printed: Thursday, September 20, 2018 17:13:04 Pacific Daylight Time

Name: 180919M1_97, Date: 20-Sep-2018, Time: 09:03:15, ID: 1802860-15 PW1808281545SK 0.23949, Description: PW1808281545SK

	#	Name	Trace	Area	IS Area	Wt/Vol	RRF	RT	Response	Conc.	%Rec	Ion Ratio	Ratio Out?
1	1	PFBA	213.0 > 168.8	1.67e3	1.09e4	0.239	0.000	1.22	1.93	6.9842			
2	2	PFPeA	263.1 > 218.9	2.74e3	1.45e4	0.239	0.000	2.22	2.36	10.0951			
3	3	PFBS	299.0 > 79.7	1.12e3	2.08e3	0.239	0.000	2.52	6.74	14.9433		2.78	NO
4	4	4:2 FTS	327.2>307.2		3.62e3	0.239							
5	5	PFHxA	313 > 269	5.67e3	9.43e3	0.239	0.000	3.03	3.01	12.6248		15.1	NO
6	36	13C3-PFBA	216.1 > 171.8	1.09e4	1.42e4	0.239	0.763	1.22	9.54	53.0304	101.6		
7	37	13C3-PFPeA	266. > 221.8	1.45e4	2.55e4	0.239	0.568	2.22	7.10	52.5889	100.8		
8	38	13C3-PFBS	302. > 98.8	2.08e3	3.70e3	0.239	0.561	2.53	7.01	58.2786	111.7		
9	39	13C2-4:2 FTS	329.2>308.9	3.62e3	3.70e3	0.239	0.979	2.94	12.2	46.8051	89.7		
10	40	13C2-PFHxA	315 > 270	9.43e3	2.55e4	0.239	0.924	3.03	4.62	20.4502	98.0		
11	-1												
12	7	PFHpA	363.0 > 318.9	8.41e2	1.47e4	0.239	0.000	3.65	0.717	2.4823		16.8	NO
13	6	PFPeS	349.1>80.1	8.96e1	2.08e3	0.239	0.000	3.24	0.540	1.6423		1.58	NO
14	8	L-PFHxS	398.9 > 79.6	1.02e3	1.71e3	0.239	0.000	3.81	7.47	16.2439		1.68	NO
15	9	Br-PFHxS	398.9 > 79.6	2.14e2	1.71e3	0.239	0.000	3.68	1.57	3.5173		2.57	NO
16	68	Total PFHxS	398.9 > 79.6	1.23e3	1.71e3	0.239			9.04	19.7612			
17	41	13C4-PFHpA	367.2 > 321.8	1.47e4	2.55e4	0.239	0.575	3.65	7.18	53.1537	101.8		
18	38	13C3-PFBS	302. > 98.8	2.08e3	3.70e3	0.239	0.561	2.53	7.01	58.2786	111.7		
19	42	18O2-PFHxS	403.0 > 102.6	1.71e3	3.70e3	0.239	0.462	3.81	5.77	60.2848	115.5		
20	42	18O2-PFHxS	403.0 > 102.6	1.71e3	3.70e3	0.239	0.462	3.81	5.77	60.2848	115.5		
21	42	18O2-PFHxS	403.0 > 102.6	1.71e3	3.70e3	0.239	0.462	3.81	5.77	60.2848	115.5		
22	-1												
23	10	6:2 FTS	427.1 > 407	8.70e0	4.12e3	0.239	0.000	4.15	0.0264	0.1578		3.93	NO
24	13	PFHpS	449 > 80.0		4.11e3	0.239							
25	11	L-PFOA	412.8 > 368.9	3.74e3	2.46e4	0.239	0.000	4.18	1.90	5.4379		3.66	NO
26	12	Br-PFOA	412.8 > 368.9	4.64e2	2.46e4	0.239	0.000	4.05	0.235	0.6098		1.69	NO
27	69	Total PFOA	412.8 > 368.9	4.21e3	2.46e4	0.239			2.13	6.0477			
28	43	13C2-6:2 FTS	429.1 > 408.9	4.12e3	3.95e3	0.239	1.04	4.12	13.0	46.8859	89.8		
29	44	13C2-PFOA	414.9 > 369.7	2.46e4	3.54e4	0.239	0.695	4.18	8.69	51.7258	99.1		
30	44	13C2-PFOA	414.9 > 369.7	2.46e4	3.54e4	0.239	0.695	4.18	8.69	51.7258	99.1		
31	44	13C2-PFOA	414.9 > 369.7	2.46e4	3.54e4	0.239	0.695	4.18	8.69	51.7258	99.1		
32	44	13C2-PFOA	414.9 > 369.7	2.46e4	3.54e4	0.239	0.695	4.18	8.69	51.7258	99.1		
33	-1												
34	14	PFNA	463.0 > 418.8		2.33e4	0.239							
35	15	PFOSA	497.9 > 77.9		2.83e3	0.239							
36	16	L-PFOS	498.9 > 79.9		4.11e3	0.239							
37	17	Br-PFOS	498.9 > 79.9	1.08e2	4.11e3	0.239	0.000	4.59	0.328	1.3322		3.70	NO

GM 9/20/2018

Dataset: Z:\Projects\PFAS.PRO\Results\180919M1\180919M1-97.qld

MMM 9/21/2018

Last Altered: Thursday, September 20, 2018 17:12:48 Pacific Daylight Time
Printed: Thursday, September 20, 2018 17:13:04 Pacific Daylight Time

Name: 180919M1_97, Date: 20-Sep-2018, Time: 09:03:15, ID: 1802860-15 PW1808281545SK 0.23949, Description: PW1808281545SK

	#	Name	Trace	Area	IS Area	Wt/Vol	RRF	RT	Response	Conc.	%Rec	Ion Ratio	Ratio Out?
38	70	Total PFOS	498.9 > 79.9	1.08e2	4.11e3	0.239			0.328	1.3322			
39	45	13C5-PFNA	468.2 > 422.9	2.33e4	2.65e4	0.239	0.877	4.62	11.0	47.3828	90.8		
40	46	13C8-PFOSA	506.1 > 77.7	2.83e3	3.22e4	0.239	0.0879	4.68	1.10	27.5530	52.8		
41	47	13C8-PFOS	507.0 > 79.9	4.11e3	3.95e3	0.239	1.04	4.71	13.0	51.8570	99.4		
42	47	13C8-PFOS	507.0 > 79.9	4.11e3	3.95e3	0.239	1.04	4.71	13.0	51.8570	99.4		
43	47	13C8-PFOS	507.0 > 79.9	4.11e3	3.95e3	0.239	1.04	4.71	13.0	51.8570	99.4		
44	-1												
45	18	PFDA	513 > 468.8	2.52e1	2.06e4	0.239	0.000	5.00	0.0153			59.0	YES
46	19	8:2 FTS	527 > 506.9		3.41e3	0.239							
47	20	PFNS	549.1 > 80.1		4.11e3	0.239							
48	26	PFDS	598.8 > 79.9		4.11e3	0.239							
49	25	PFUdA	563.0 > 518.9		2.56e4	0.239							
50	48	13C2-PFDA	515.1 > 469.9	2.06e4	2.69e4	0.239	0.767	5.00	9.59	43.5197	83.4		
51	49	13C2-8:2 FTS	529.1 > 508.7	3.41e3	3.95e3	0.239	0.863	4.96	10.8	49.7532	95.3		
52	47	13C8-PFOS	507.0 > 79.9	4.11e3	3.95e3	0.239	1.04	4.71	13.0	51.8570	99.4		
53	47	13C8-PFOS	507.0 > 79.9	4.11e3	3.95e3	0.239	1.04	4.71	13.0	51.8570	99.4		
54	51	13C2-PFUdA	565 > 519.8	2.56e4	3.22e4	0.239	0.796	5.33	9.95	42.6247	81.7		
55	-1												
56	21	L-MeFOSAA	570 > 419		6.01e3	0.239							
57	22	Br-MeFOSAA	570. > 419		6.01e3	0.239							
58	71	Total N-MeFOSAA	570. > 419	0.00e0	6.01e3	0.239			0.000				
59	29	PFTrDA	662.9 > 618.9		2.44e4	0.239							
60	30	PFTeDA	712.8 > 669.0		1.69e4	0.239							
61	50	d3-N-MeFOSAA	573.3 > 419	6.01e3	3.22e4	0.239	0.187	5.15	2.33	42.3420	81.1		
62	50	d3-N-MeFOSAA	573.3 > 419	6.01e3	3.22e4	0.239	0.187	5.15	2.33	42.3420	81.1		
63	50	d3-N-MeFOSAA	573.3 > 419	6.01e3	3.22e4	0.239	0.187	5.15	2.33	42.3420	81.1		
64	53	13C2-PFDoA	615.0 > 569.7	2.44e4	2.69e4	0.239	0.909	5.61	11.4	43.0473	82.5		
65	55	13C2-PFTeDA	714.8 > 669.6	1.69e4	3.22e4	0.239	0.525	6.08	6.57	43.1240	82.6		
66	-1												
67	23	L-EtFOSAA	584.1 > 419		7.10e3	0.239							
68	24	Br-ETFOSAA	584.1 > 419		7.10e3	0.239							
69	72	Total N-EtFOSAA	584.1 > 419	0.00e0	7.10e3	0.239			0.000				
70	27	PFDoA	612.9 > 569.0		2.44e4	0.239							
71	73	TCDA	498.3>106.9			0.239							
72	52	d5-N-EtFOSAA	589.3 > 419	7.10e3	3.22e4	0.239	0.220	5.31	2.76	44.9375	86.1		
73	52	d5-N-EtFOSAA	589.3 > 419	7.10e3	3.22e4	0.239	0.220	5.31	2.76	44.9375	86.1		
74	52	d5-N-EtFOSAA	589.3 > 419	7.10e3	3.22e4	0.239	0.220	5.31	2.76	44.9375	86.1		

GM 9/20/2018

Dataset: Z:\Projects\PFAS.PRO\Results\180919M1\180919M1-97.qld

MMM 9/21/2018

Last Altered: Thursday, September 20, 2018 17:12:48 Pacific Daylight Time
Printed: Thursday, September 20, 2018 17:13:04 Pacific Daylight Time

Name: 180919M1_97, Date: 20-Sep-2018, Time: 09:03:15, ID: 1802860-15 PW1808281545SK 0.23949, Description: PW1808281545SK

	#	Name	Trace	Area	IS Area	Wt/Vol	RRF	RT	Response	Conc.	%Rec	Ion Ratio	Ratio Out?
75	53	13C2-PFDoA	615.0 > 569.7	2.44e4	2.69e4	0.239	0.909	5.61	11.4	43.0473	82.5		
76	47	13C8-PFOS	507.0 > 79.9	4.11e3	3.95e3	0.239	1.04	4.71	13.0	51.8570	99.4		
77	-1												
78	60	13C4-PFBA	217. > 172	1.42e4	1.42e4	0.239	1.00	1.22	12.5	52.1942	100.0		
79	61	13C5-PFHxA	318 > 272.9	2.55e4	2.55e4	0.239	1.00	3.03	12.5	52.1942	100.0		
80	62	13C3-PFHxS	401.8 > 79.9	3.70e3	3.70e3	0.239	1.00	3.81	12.5	52.1942	100.0		
81	63	13C8-PFOA	420.9 > 376	3.54e4	3.54e4	0.239	1.00	4.18	12.5	52.1942	100.0		
82	64	13C9-PFNA	472.2 > 426.9	2.65e4	2.65e4	0.239	1.00	4.62	12.5	52.1942	100.0		
83	65	13C4-PFOS	503 > 79.9	3.95e3	3.95e3	0.239	1.00	4.71	12.5	52.1942	100.0		
84	66	13C6-PFDA	519.1 > 473.7	2.69e4	2.69e4	0.239	1.00	5.00	12.5	52.1942	100.0		
85	67	13C7-PFUdA	570.1 > 524.8	3.22e4	3.22e4	0.239	1.00	5.33	12.5	52.1942	100.0		

GM 9/20/2018

Dataset: Z:\Projects\PFAS.PRO\Results\180919M1\180919M1-97.qld MMM 9/21/2018

Last Altered: Thursday, September 20, 2018 17:12:48 Pacific Daylight Time
Printed: Thursday, September 20, 2018 17:13:04 Pacific Daylight Time

Method: Z:\Projects\PFAS.pro\MethDB\PFAS_FULL_80C_091918.mdb 20 Sep 2018 08:42:56
Calibration: Z:\Projects\PFAS.pro\CurveDB\C18_VAL-PFAS_Q4_09-18-18.cdb 19 Sep 2018 09:23:23

Name: 180919M1_97, Date: 20-Sep-2018, Time: 09:03:15, ID: 1802860-15 PW1808281545SK 0.23949, Description: PW1808281545SK

PFBA

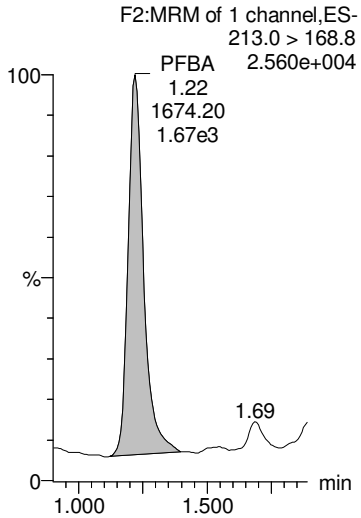

PFPeA

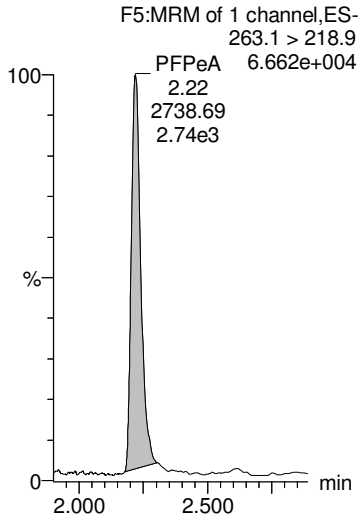

PFBS

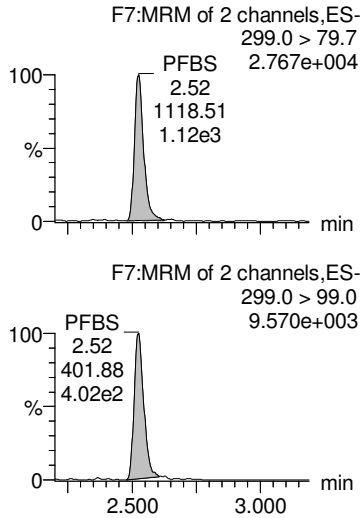

4:2 FTS

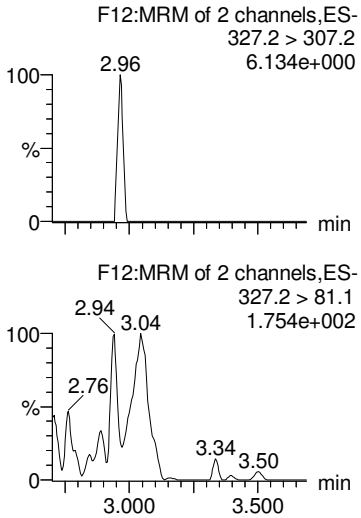

PFHxA

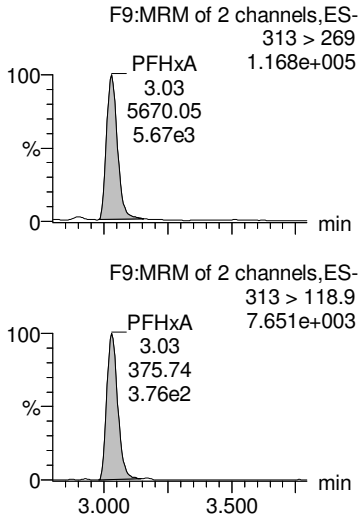

13C3-PFBA

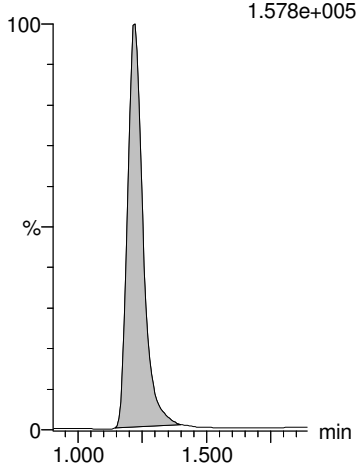

13C3-PFPeA

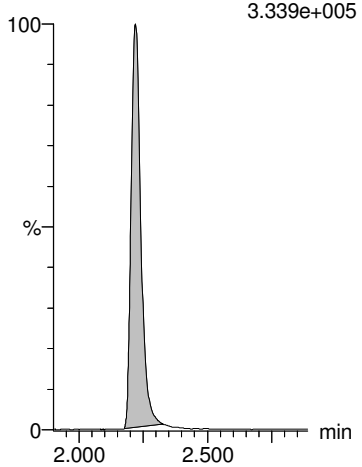

13C3-PFBS

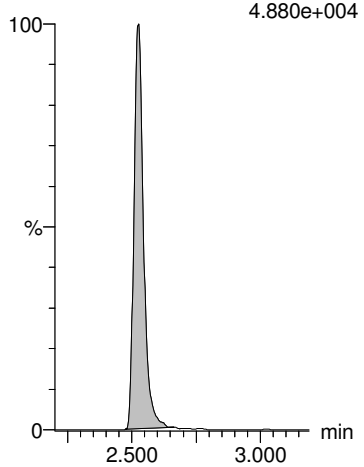

13C2-4:2 FTS

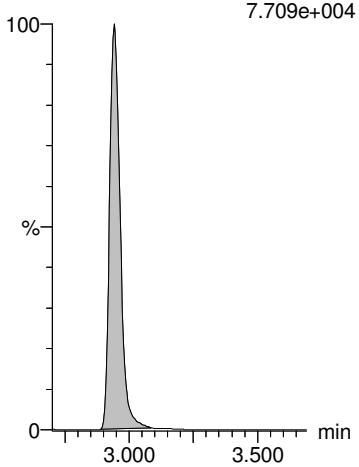

13C2-PFHxA

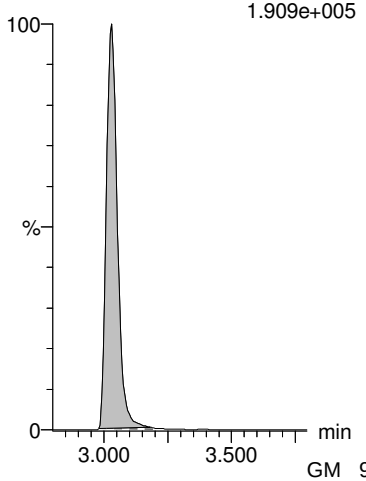

GM 9/20/2018

Dataset: Z:\Projects\PFAS.PRO\Results\180919M1\180919M1-97.qld

MMM 9/21/2018

Last Altered: Thursday, September 20, 2018 17:12:48 Pacific Daylight Time
Printed: Thursday, September 20, 2018 17:13:04 Pacific Daylight Time

Name: 180919M1_97, Date: 20-Sep-2018, Time: 09:03:15, ID: 1802860-15 PW1808281545SK 0.23949, Description: PW1808281545SK

PFHpA

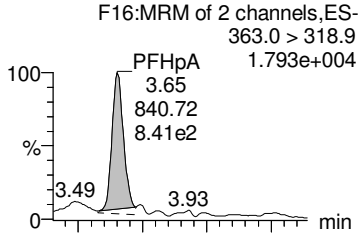

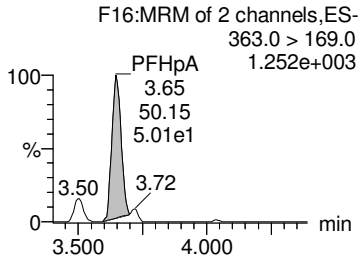

PFPeS

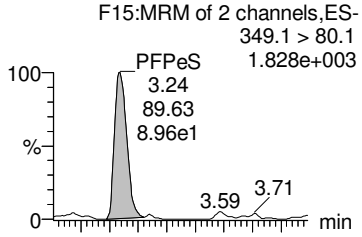

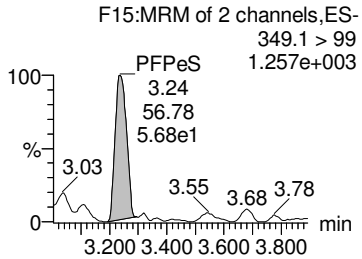

L-PFHxS

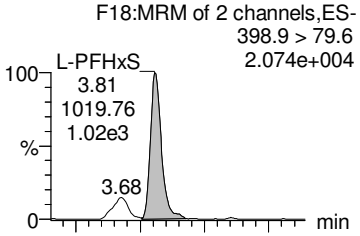

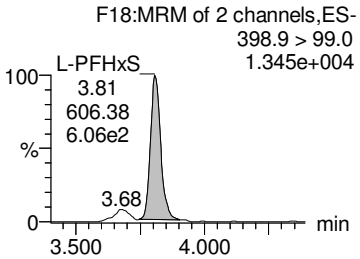

Br-PFHxS

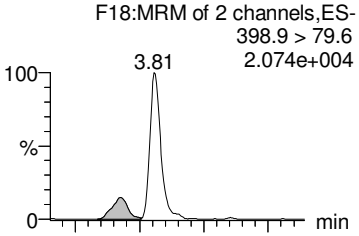

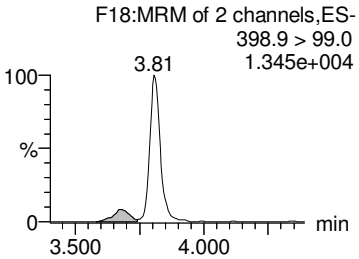

Total PFHxS

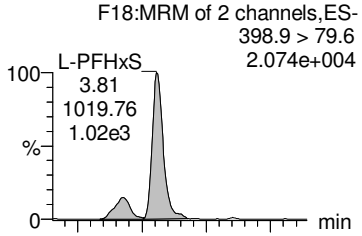

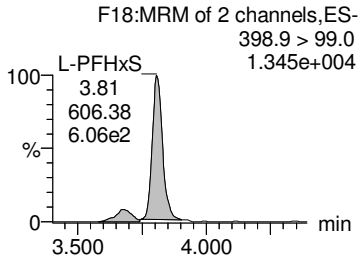

13C4-PFHpA

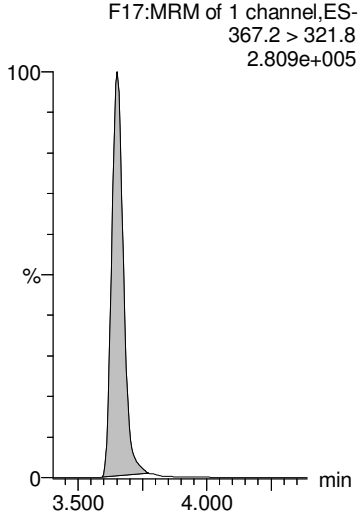

13C3-PFBS

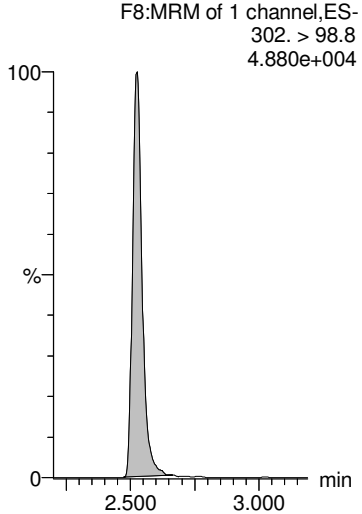

18O2-PFHxS

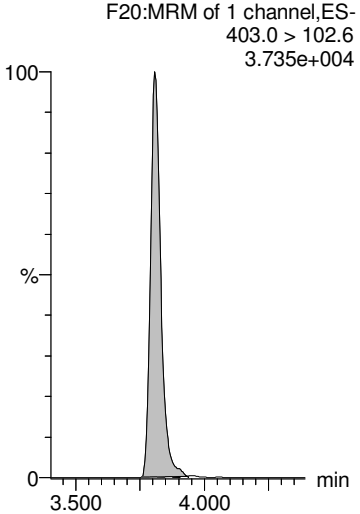

18O2-PFHxS

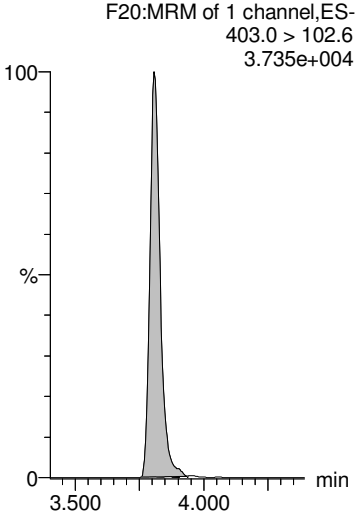

18O2-PFHxS

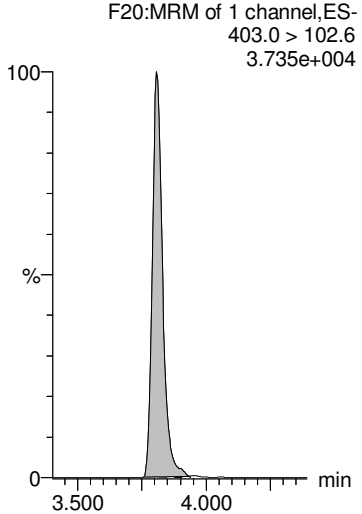

GM 9/20/2018

Dataset: Z:\Projects\PFAS.PRO\Results\180919M1\180919M1-97.qld

MMM 9/21/2018

Last Altered: Thursday, September 20, 2018 17:12:48 Pacific Daylight Time
Printed: Thursday, September 20, 2018 17:13:04 Pacific Daylight Time

Name: 180919M1_97, Date: 20-Sep-2018, Time: 09:03:15, ID: 1802860-15 PW1808281545SK 0.23949, Description: PW1808281545SK

6:2 FTS

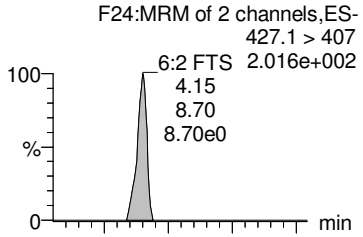

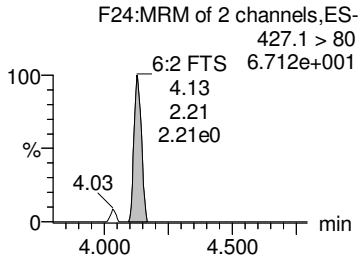

PFHpS

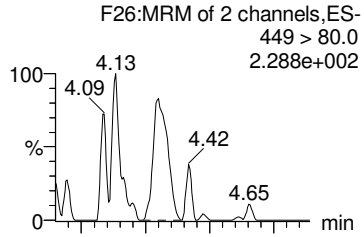

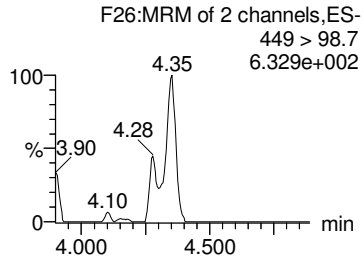

L-PFOA

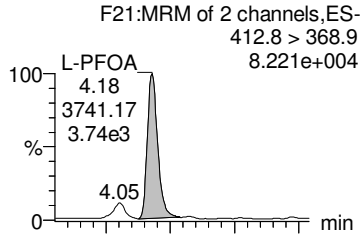

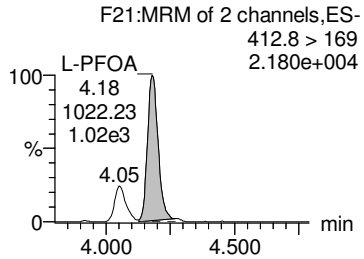

Br-PFOA

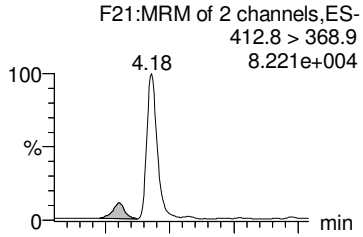

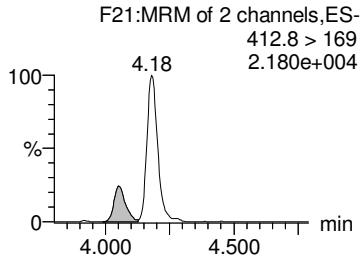

Total PFOA

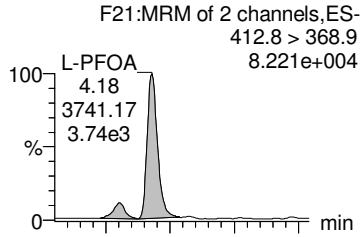

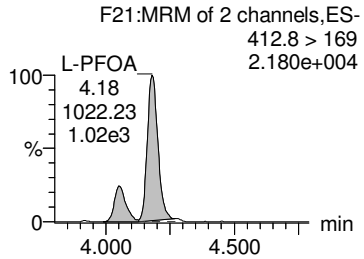

13C2-6:2 FTS

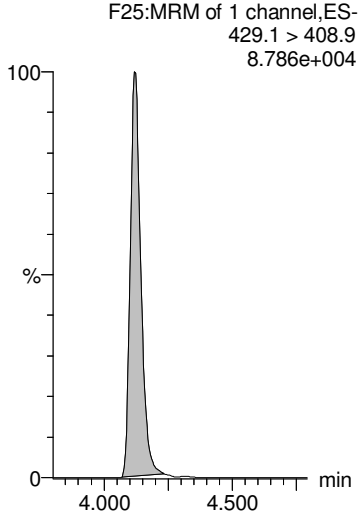

13C2-PFOA

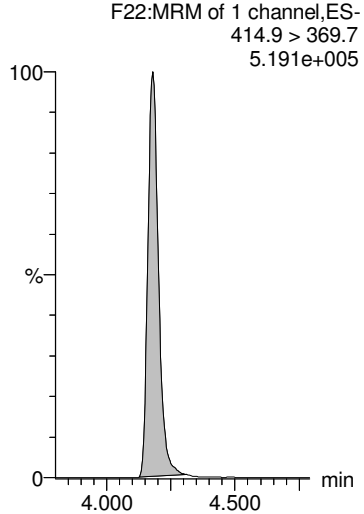

13C2-PFOA

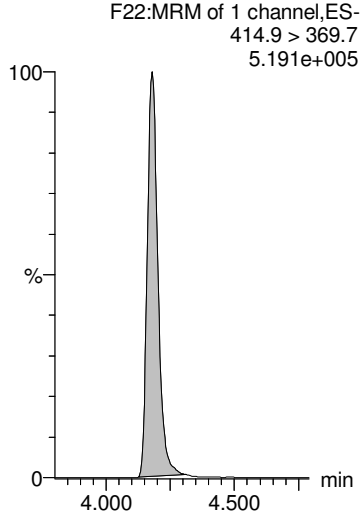

13C2-PFOA

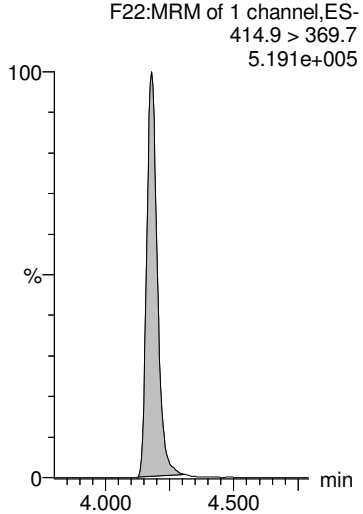

13C2-PFOA

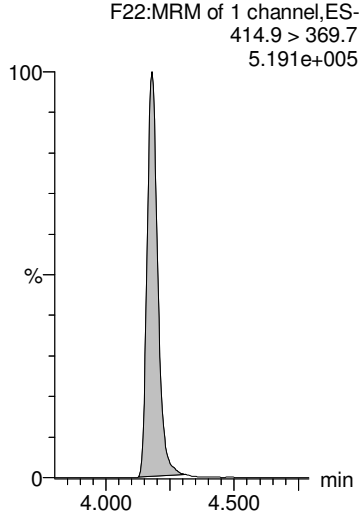

GM 9/20/2018

Dataset: Z:\Projects\PFAS.PRO\Results\180919M1\180919M1-97.qld

MMM 9/21/2018

Last Altered: Thursday, September 20, 2018 17:12:48 Pacific Daylight Time
Printed: Thursday, September 20, 2018 17:13:04 Pacific Daylight Time

Name: 180919M1_97, Date: 20-Sep-2018, Time: 09:03:15, ID: 1802860-15 PW1808281545SK 0.23949, Description: PW1808281545SK

PFNA

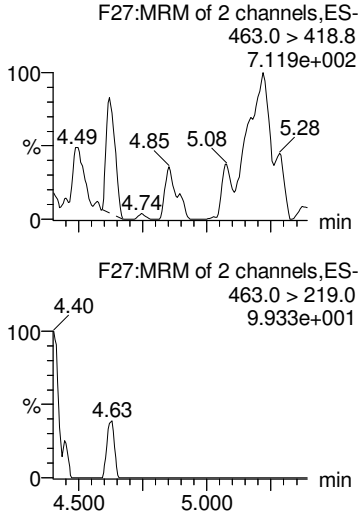

PFOSA

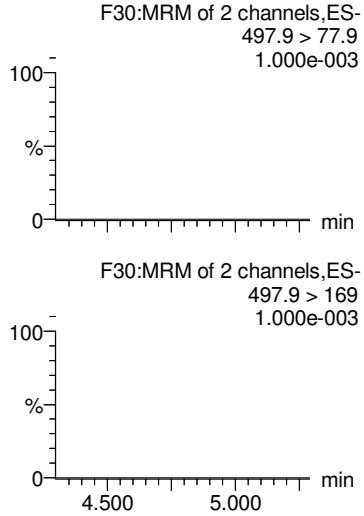

L-PFOS

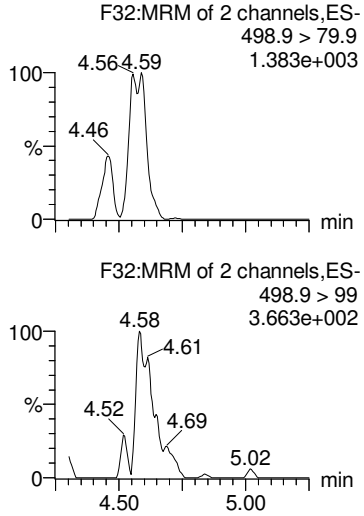

Br-PFOS

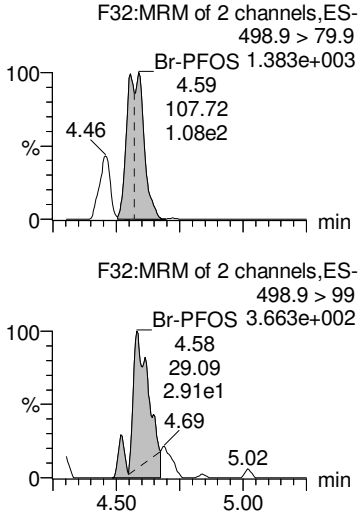

Total PFOS

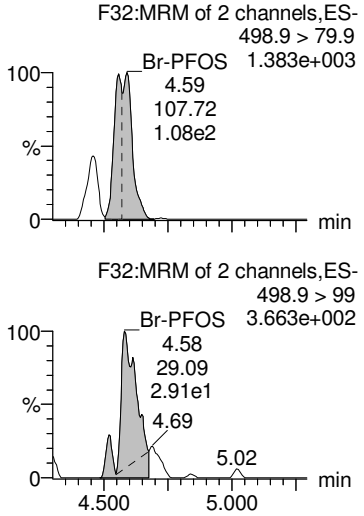

13C5-PFNA

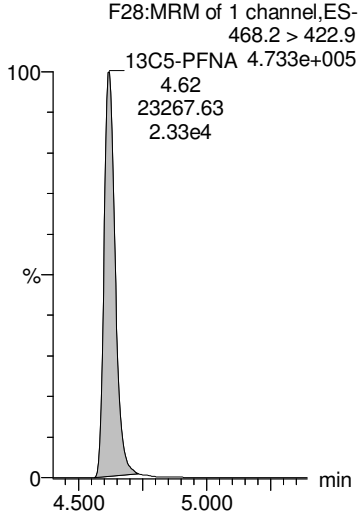

13C8-PFOSA

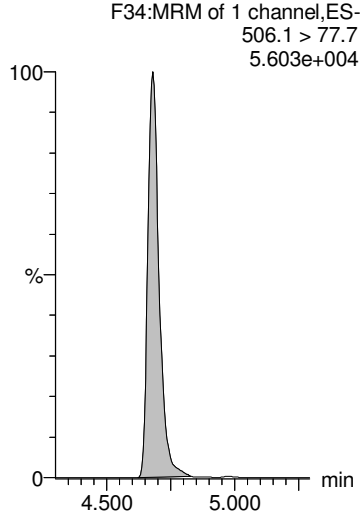

13C8-PFOS

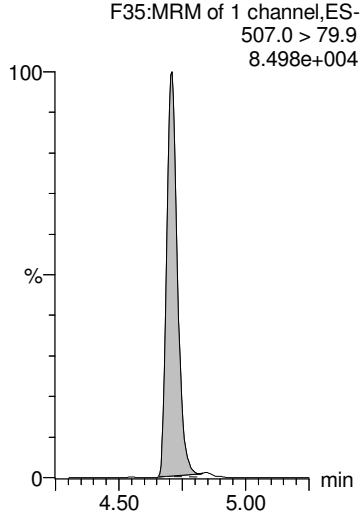

13C8-PFOS

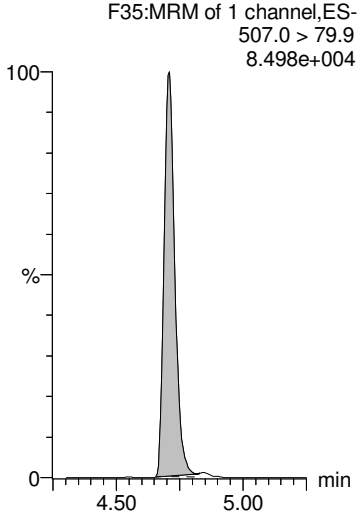

13C8-PFOS

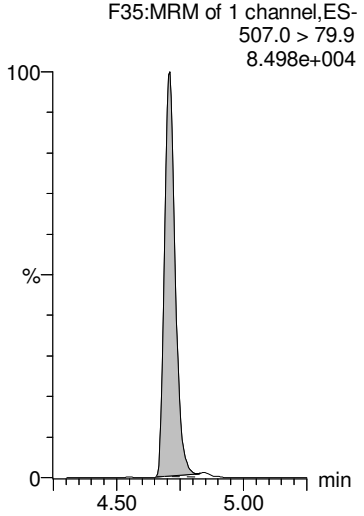

GM 9/20/2018

Dataset: Z:\Projects\PFAS.PRO\Results\180919M1\180919M1-97.qld

MMM 9/21/2018

Last Altered: Thursday, September 20, 2018 17:12:48 Pacific Daylight Time
Printed: Thursday, September 20, 2018 17:13:04 Pacific Daylight Time

Name: 180919M1_97, Date: 20-Sep-2018, Time: 09:03:15, ID: 1802860-15 PW1808281545SK 0.23949, Description: PW1808281545SK

PFDA

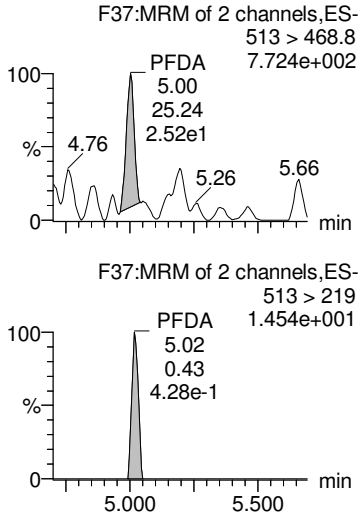

8:2 FTS

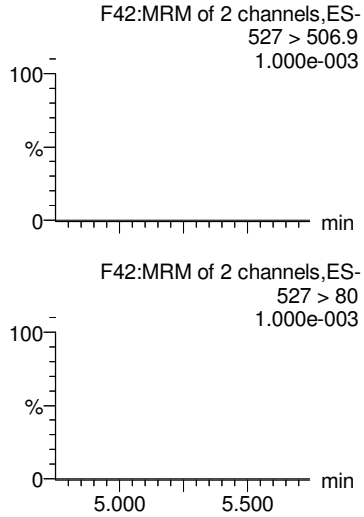

PFNS

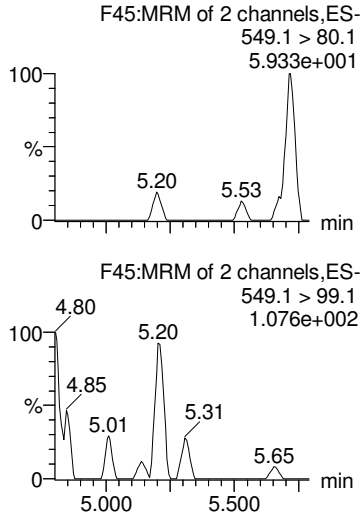

PFDS

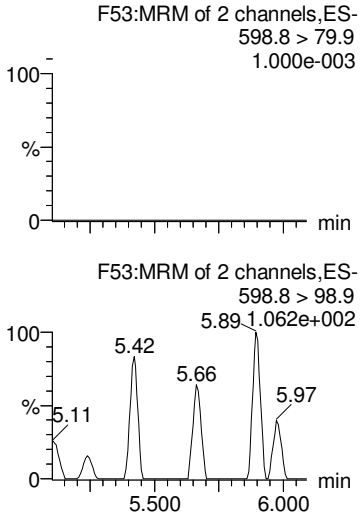

PFUdA

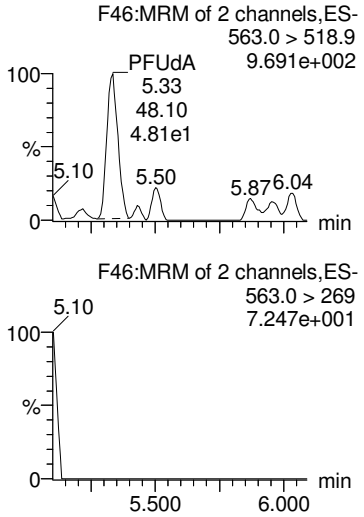

13C2-PFDA

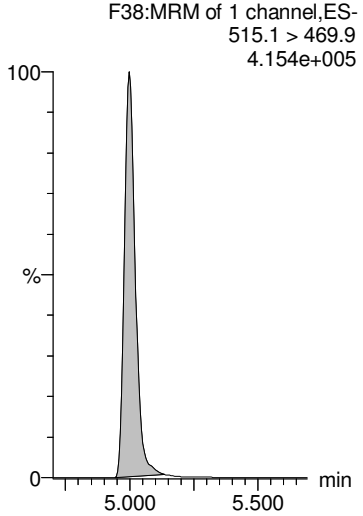

13C2-8:2 FTS

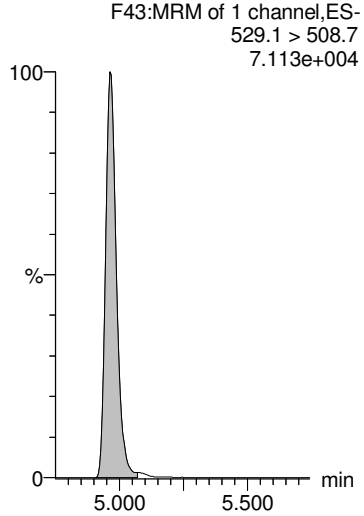

13C8-PFOS

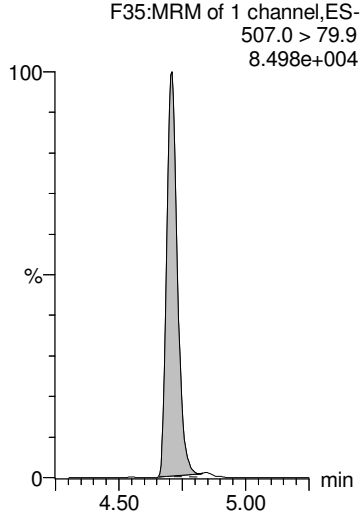

13C8-PFOS

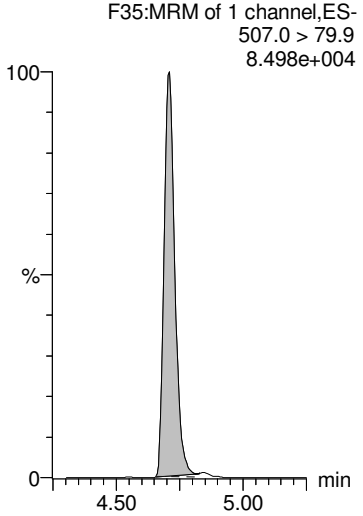

13C2-PFUdA

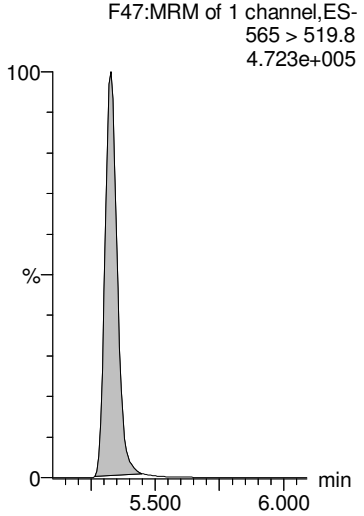

GM 9/20/2018

Dataset: Z:\Projects\PFAS.PRO\Results\180919M1\180919M1-97.qld

MMM 9/21/2018

Last Altered: Thursday, September 20, 2018 17:12:48 Pacific Daylight Time
Printed: Thursday, September 20, 2018 17:13:04 Pacific Daylight Time

Name: 180919M1_97, Date: 20-Sep-2018, Time: 09:03:15, ID: 1802860-15 PW1808281545SK 0.23949, Description: PW1808281545SK

L-MeFOSAA

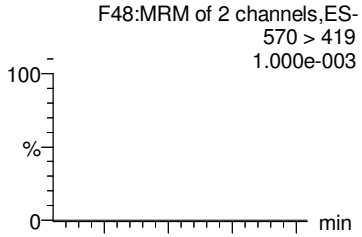

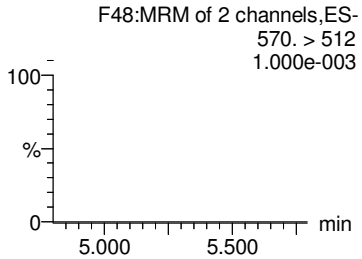

Br-MeFOSAA

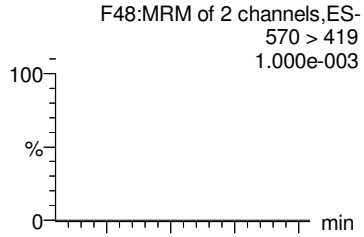

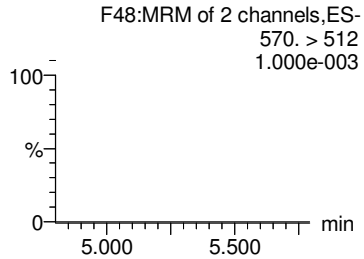

Total N-MeFOSAA

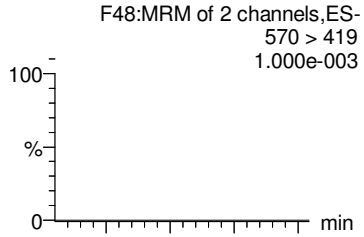

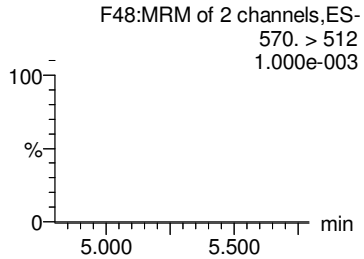

PFTrDA

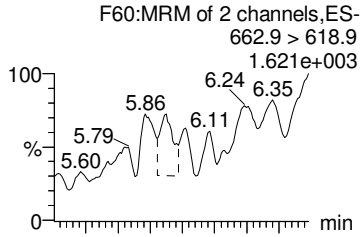

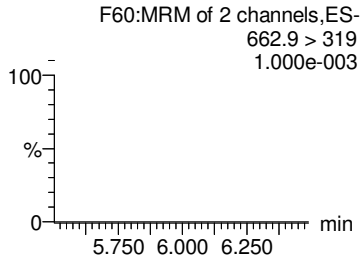

PFTeDA

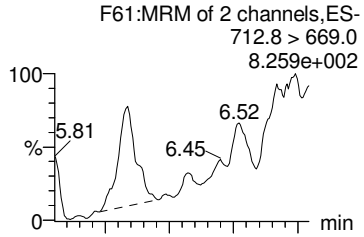

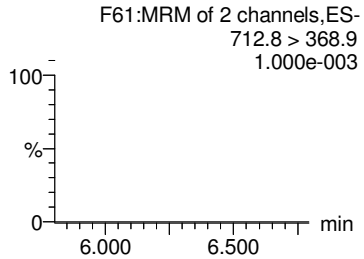

d3-N-MeFOSAA

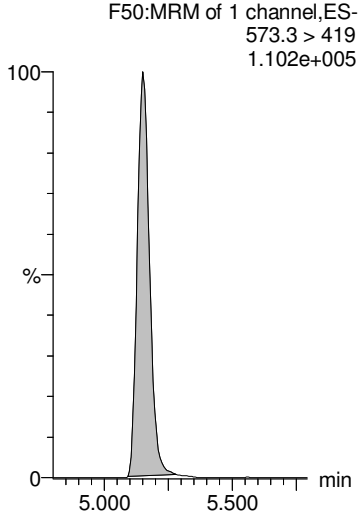

d3-N-MeFOSAA

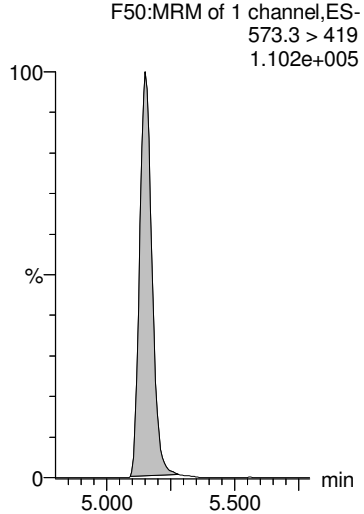

d3-N-MeFOSAA

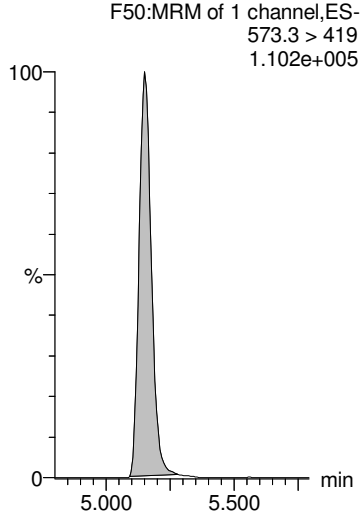

13C2-PFDoA

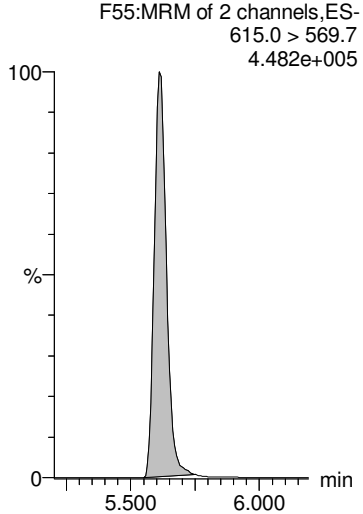

13C2-PFTeDA

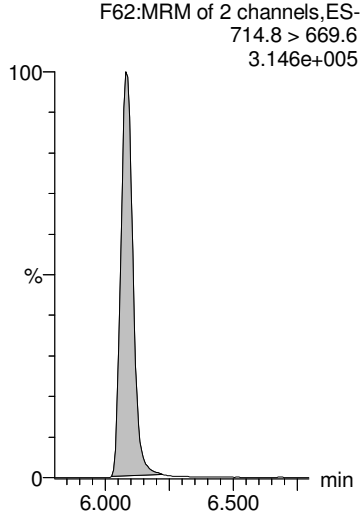

GM 9/20/2018

Dataset: Z:\Projects\PFAS.PRO\Results\180919M1\180919M1-97.qld

MMM 9/21/2018

Last Altered: Thursday, September 20, 2018 17:12:48 Pacific Daylight Time
Printed: Thursday, September 20, 2018 17:13:04 Pacific Daylight Time

Name: 180919M1_97, Date: 20-Sep-2018, Time: 09:03:15, ID: 1802860-15 PW1808281545SK 0.23949, Description: PW1808281545SK

L-EtFOSAA

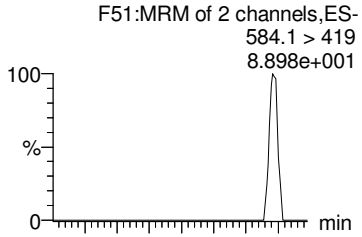

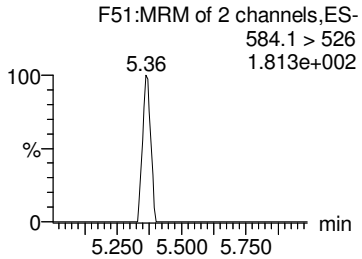

Br-ETFOSAA

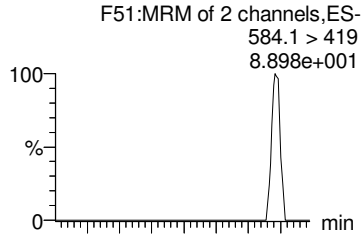

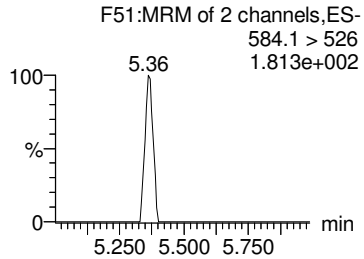

Total N-EtFOSAA

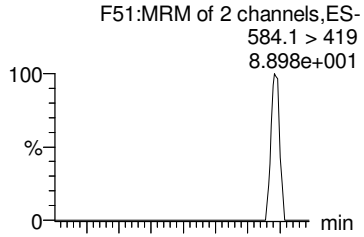

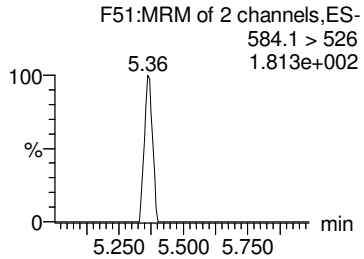

PFDoA

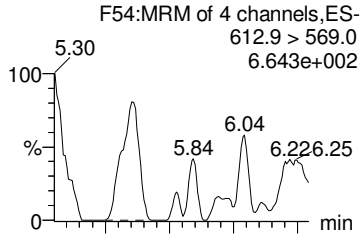

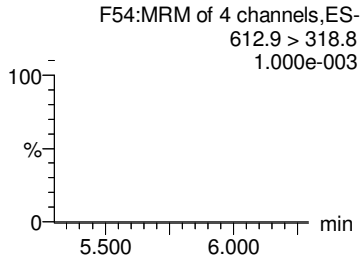

TCDA

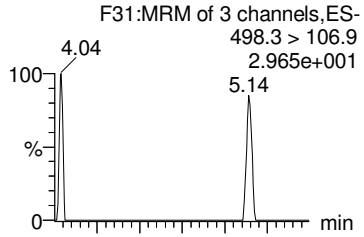

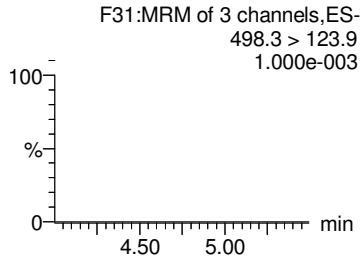

d5-N-EtFOSAA

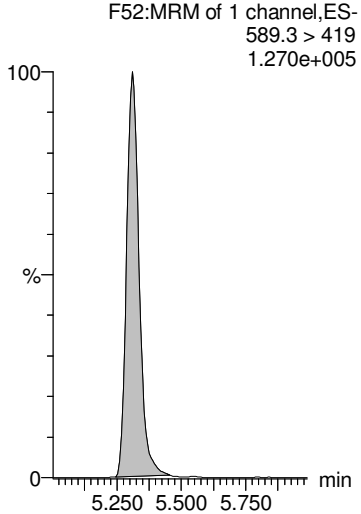

d5-N-EtFOSAA

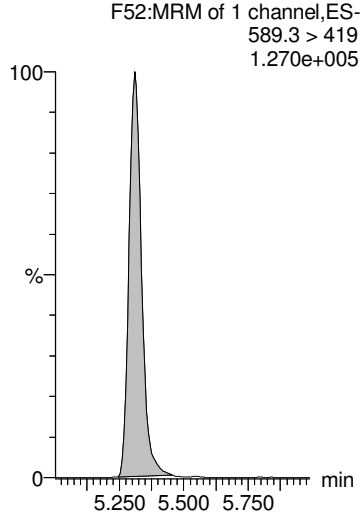

d5-N-EtFOSAA

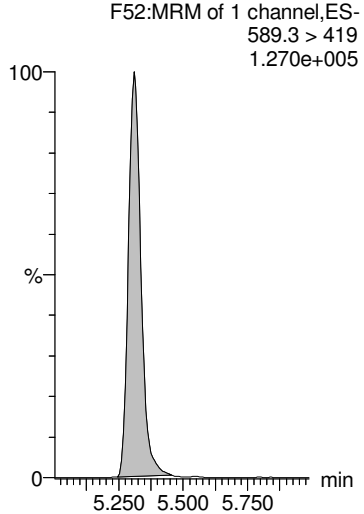

13C2-PFDoA

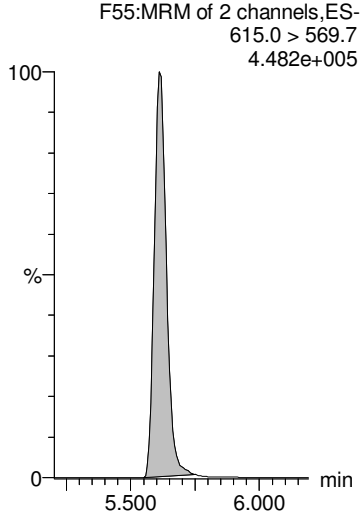

13C8-PFOS

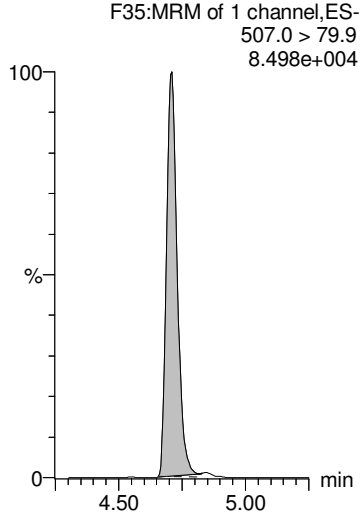

GM 9/20/2018

Dataset: Z:\Projects\PFAS.PRO\Results\180919M1\180919M1-97.qld

MMM 9/21/2018

Last Altered: Thursday, September 20, 2018 17:12:48 Pacific Daylight Time
Printed: Thursday, September 20, 2018 17:13:04 Pacific Daylight Time

Name: 180919M1_97, Date: 20-Sep-2018, Time: 09:03:15, ID: 1802860-15 PW1808281545SK 0.23949, Description: PW1808281545SK

13C4-PFBA

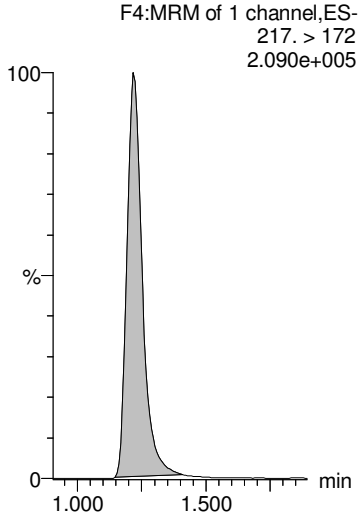

13C5-PFHxA

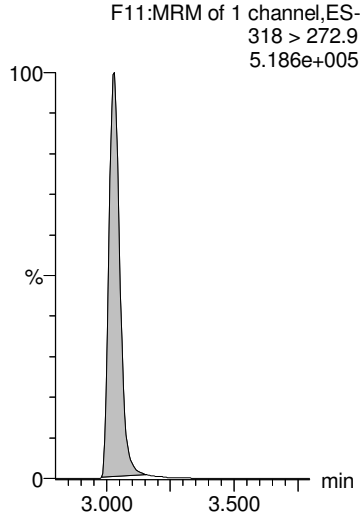

13C3-PFHxS

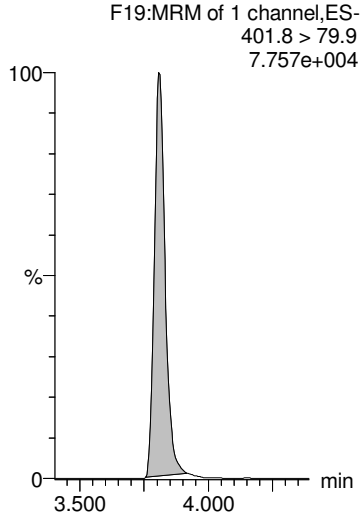

13C8-PFOA

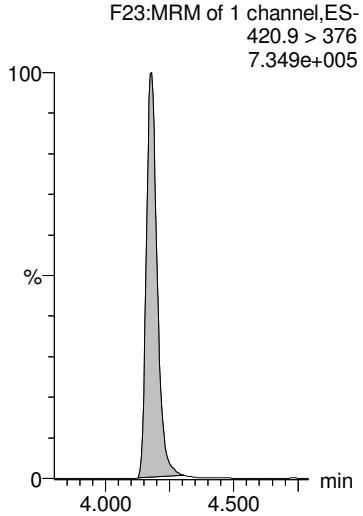

13C9-PFNA

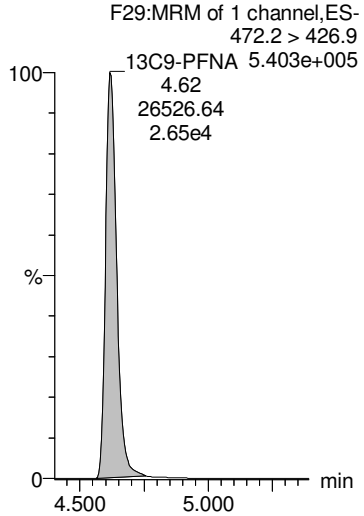

13C4-PFOS

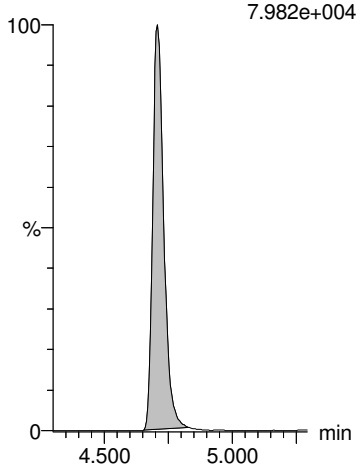

13C6-PFDA

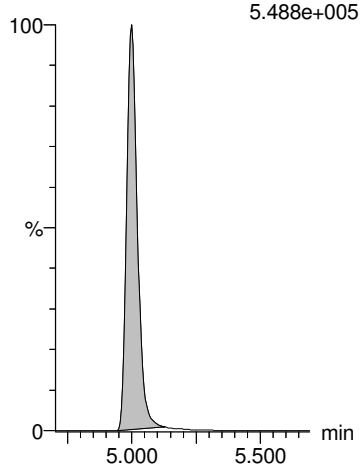

13C7-PFUdA

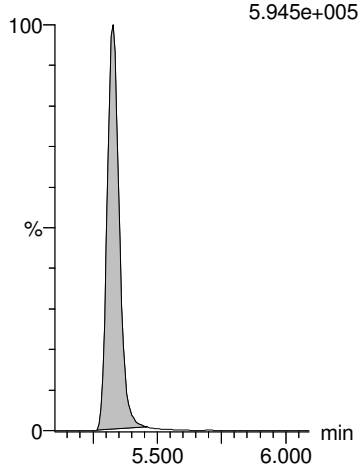

GM 9/20/2018

Dataset: Z:\Projects\PFAS.PRO\Results\180919M1\180919M1-98.qld

MMM 9/21/2018

Last Altered: Thursday, September 20, 2018 17:18:32 Pacific Daylight Time
Printed: Thursday, September 20, 2018 17:18:40 Pacific Daylight Time

Name: 180919M1_98, Date: 20-Sep-2018, Time: 09:13:48, ID: 1802860-16 SW1808281610SK 0.2481, Description: SW1808281610SK

	#	Name	Trace	Area	IS Area	Wt/Vol	RRF	RT	Response	Conc.	%Rec	Ion Ratio	Ratio Out?
1	1	PFBA	213.0 > 168.8	8.15e2	1.17e4	0.248	0.000	1.21	0.871	3.0201			
2	2	PFPeA	263.1 > 218.9	7.02e2	1.58e4	0.248	0.000	2.22	0.555	2.2796			
3	3	PFBS	299.0 > 79.7		2.33e3	0.248							
4	4	4:2 FTS	327.2>307.2		4.21e3	0.248							
5	5	PFHxA	313 > 269	1.13e3	1.03e4	0.248	0.000	3.03	0.547	2.1387		13.3	NO
6	36	13C3-PFBA	216.1 > 171.8	1.17e4	1.57e4	0.248	0.743	1.22	9.29	49.8260	98.9		
7	37	13C3-PFPeA	266. > 221.8	1.58e4	2.99e4	0.248	0.529	2.21	6.61	47.3219	93.9		
8	38	13C3-PFBS	302. > 98.8	2.33e3	4.65e3	0.248	0.502	2.52	6.28	50.3703	100.0		
9	39	13C2-4:2 FTS	329.2>308.9	4.21e3	4.65e3	0.248	0.907	2.95	11.3	41.8624	83.1		
10	40	13C2-PFHxA	315 > 270	1.03e4	2.99e4	0.248	0.861	3.03	4.30	18.3878	91.2		
11	-1												
12	7	PFHpA	363.0 > 318.9	6.04e2	1.69e4	0.248	0.000	3.65	0.446	1.4961		14.7	NO
13	6	PFPeS	349.1>80.1		2.33e3	0.248							
14	8	L-PFHxS	398.9 > 79.6	3.90e2	1.86e3	0.248	0.000	3.81	2.62	5.5921		1.58	NO
15	9	Br-PFHxS	398.9 > 79.6	4.36e1	1.86e3	0.248	0.000	3.68	0.294	0.7402		1.86	NO
16	68	Total PFHxS	398.9 > 79.6	4.33e2	1.86e3	0.248			2.92	6.3322			
17	41	13C4-PFHpA	367.2 > 321.8	1.69e4	2.99e4	0.248	0.567	3.65	7.08	50.5961	100.4		
18	38	13C3-PFBS	302. > 98.8	2.33e3	4.65e3	0.248	0.502	2.52	6.28	50.3703	100.0		
19	42	18O2-PFHxS	403.0 > 102.6	1.86e3	4.65e3	0.248	0.399	3.81	4.99	50.3606	100.0		
20	42	18O2-PFHxS	403.0 > 102.6	1.86e3	4.65e3	0.248	0.399	3.81	4.99	50.3606	100.0		
21	42	18O2-PFHxS	403.0 > 102.6	1.86e3	4.65e3	0.248	0.399	3.81	4.99	50.3606	100.0		
22	-1												
23	10	6:2 FTS	427.1 > 407	1.41e2	5.12e3	0.248	0.000	4.12	0.343	1.1691		2.97	NO
24	13	PFHpS	449 > 80.0	2.04e1	4.98e3	0.248	0.000	4.30	0.0511	0.0927		1.28	NO
25	11	L-PFOA	412.8 > 368.9	1.94e3	2.69e4	0.248	0.000	4.18	0.904	2.4638		3.96	NO
26	12	Br-PFOA	412.8 > 368.9	1.41e2	2.69e4	0.248	0.000	4.05	0.0655	0.1123		2.33	NO
27	69	Total PFOA	412.8 > 368.9	2.09e3	2.69e4	0.248			0.970	2.5761			
28	43	13C2-6:2 FTS	429.1 > 408.9	5.12e3	4.98e3	0.248	1.03	4.12	12.8	44.5718	88.5		
29	44	13C2-PFOA	414.9 > 369.7	2.69e4	4.03e4	0.248	0.667	4.18	8.33	47.8626	95.0		
30	44	13C2-PFOA	414.9 > 369.7	2.69e4	4.03e4	0.248	0.667	4.18	8.33	47.8626	95.0		
31	44	13C2-PFOA	414.9 > 369.7	2.69e4	4.03e4	0.248	0.667	4.18	8.33	47.8626	95.0		
32	44	13C2-PFOA	414.9 > 369.7	2.69e4	4.03e4	0.248	0.667	4.18	8.33	47.8626	95.0		
33	-1												
34	14	PFNA	463.0 > 418.8	2.06e2	2.63e4	0.248	0.000	4.63	0.0980	0.2955		8.93	YES
35	15	PFOSA	497.9 > 77.9		2.87e3	0.248							
36	16	L-PFOS	498.9 > 79.9	2.53e2	4.98e3	0.248	0.000	4.71	0.635	2.5272		1.62	NO
37	17	Br-PFOS	498.9 > 79.9	1.87e2	4.98e3	0.248	0.000	4.57	0.468	1.8548		2.94	NO

GM 9/20/2018

Dataset: Z:\Projects\PFAS.PRO\Results\180919M1\180919M1-98.qld

MMM 9/21/2018

Last Altered: Thursday, September 20, 2018 17:18:32 Pacific Daylight Time
Printed: Thursday, September 20, 2018 17:18:40 Pacific Daylight Time

Name: 180919M1_98, Date: 20-Sep-2018, Time: 09:13:48, ID: 1802860-16 SW1808281610SK 0.2481, Description: SW1808281610SK

	#	Name	Trace	Area	IS Area	Wt/Vol	RRF	RT	Response	Conc.	%Rec	Ion Ratio	Ratio Out?
38	70	Total PFOS	498.9 > 79.9	4.39e2	4.98e3	0.248			1.10	4.3819			
39	45	13C5-PFNA	468.2 > 422.9	2.63e4	3.09e4	0.248	0.851	4.62	10.6	44.3690	88.1		
40	46	13C8-PFOSA	506.1 > 77.7	2.87e3	3.87e4	0.248	0.0742	4.68	0.928	22.4615	44.6		
41	47	13C8-PFOS	507.0 > 79.9	4.98e3	4.98e3	0.248	1.00	4.71	12.5	48.0941	95.5		
42	47	13C8-PFOS	507.0 > 79.9	4.98e3	4.98e3	0.248	1.00	4.71	12.5	48.0941	95.5		
43	47	13C8-PFOS	507.0 > 79.9	4.98e3	4.98e3	0.248	1.00	4.71	12.5	48.0941	95.5		
44	-1												
45	18	PFDA	513 > 468.8		2.43e4	0.248							
46	19	8:2 FTS	527 > 506.9		4.19e3	0.248							
47	20	PFNS	549.1 > 80.1		4.98e3	0.248							
48	26	PFDS	598.8 > 79.9		4.98e3	0.248							
49	25	PFUdA	563.0 > 518.9	4.48e1	2.90e4	0.248	0.000	5.33	0.0193	0.0357		26.3	YES
50	48	13C2-PFDA	515.1 > 469.9	2.43e4	3.24e4	0.248	0.751	5.00	9.39	41.1159	81.6		
51	49	13C2-8:2 FTS	529.1 > 508.7	4.19e3	4.98e3	0.248	0.841	4.97	10.5	46.7987	92.9		
52	47	13C8-PFOS	507.0 > 79.9	4.98e3	4.98e3	0.248	1.00	4.71	12.5	48.0941	95.5		
53	47	13C8-PFOS	507.0 > 79.9	4.98e3	4.98e3	0.248	1.00	4.71	12.5	48.0941	95.5		
54	51	13C2-PFUdA	565 > 519.8	2.90e4	3.87e4	0.248	0.749	5.33	9.36	38.6873	76.8		
55	-1												
56	21	L-MeFOSAA	570 > 419		7.19e3	0.248							
57	22	Br-MeFOSAA	570. > 419		7.19e3	0.248							
58	71	Total N-MeFOSAA	570. > 419	0.00e0	7.19e3	0.248			0.000				
59	29	PFTrDA	662.9 > 618.9		2.75e4	0.248							
60	30	PFTeDA	712.8 > 669.0	5.55e1	1.98e4	0.248	0.000	6.08	0.0350			21.3	YES
61	50	d3-N-MeFOSAA	573.3 > 419	7.19e3	3.87e4	0.248	0.186	5.16	2.32	40.7143	80.8		
62	50	d3-N-MeFOSAA	573.3 > 419	7.19e3	3.87e4	0.248	0.186	5.16	2.32	40.7143	80.8		
63	50	d3-N-MeFOSAA	573.3 > 419	7.19e3	3.87e4	0.248	0.186	5.16	2.32	40.7143	80.8		
64	53	13C2-PFDoA	615.0 > 569.7	2.75e4	3.24e4	0.248	0.849	5.62	10.6	38.8165	77.0		
65	55	13C2-PFTeDA	714.8 > 669.6	1.98e4	3.87e4	0.248	0.513	6.09	6.41	40.6302	80.6		
66	-1												
67	23	L-EtFOSAA	584.1 > 419		8.12e3	0.248							
68	24	Br-ETFOSAA	584.1 > 419		8.12e3	0.248							
69	72	Total N-EtFOSAA	584.1 > 419	0.00e0	8.12e3	0.248			0.000				
70	27	PFDoA	612.9 > 569.0		2.75e4	0.248							
71	73	TCDA	498.3>106.9			0.248							
72	52	d5-N-EtFOSAA	589.3 > 419	8.12e3	3.87e4	0.248	0.210	5.32	2.62	41.2822	81.9		
73	52	d5-N-EtFOSAA	589.3 > 419	8.12e3	3.87e4	0.248	0.210	5.32	2.62	41.2822	81.9		
74	52	d5-N-EtFOSAA	589.3 > 419	8.12e3	3.87e4	0.248	0.210	5.32	2.62	41.2822	81.9		

GM 9/20/2018

Dataset: Z:\Projects\PFAS.PRO\Results\180919M1\180919M1-98.qld

MMM 9/21/2018

Last Altered: Thursday, September 20, 2018 17:18:32 Pacific Daylight Time
Printed: Thursday, September 20, 2018 17:18:40 Pacific Daylight Time

Name: 180919M1_98, Date: 20-Sep-2018, Time: 09:13:48, ID: 1802860-16 SW1808281610SK 0.2481, Description: SW1808281610SK

	#	Name	Trace	Area	IS Area	Wt/Vol	RRF	RT	Response	Conc.	%Rec	Ion Ratio	Ratio Out?
75	53	13C2-PFDoA	615.0 > 569.7	2.75e4	3.24e4	0.248	0.849	5.62	10.6	38.8165	77.0		
76	47	13C8-PFOS	507.0 > 79.9	4.98e3	4.98e3	0.248	1.00	4.71	12.5	48.0941	95.5		
77	-1												
78	60	13C4-PFBA	217. > 172	1.57e4	1.57e4	0.248	1.00	1.21	12.5	50.3829	100.0		
79	61	13C5-PFHxA	318 > 272.9	2.99e4	2.99e4	0.248	1.00	3.03	12.5	50.3829	100.0		
80	62	13C3-PFHxS	401.8 > 79.9	4.65e3	4.65e3	0.248	1.00	3.81	12.5	50.3829	100.0		
81	63	13C8-PFOA	420.9 > 376	4.03e4	4.03e4	0.248	1.00	4.18	12.5	50.3829	100.0		
82	64	13C9-PFNA	472.2 > 426.9	3.09e4	3.09e4	0.248	1.00	4.62	12.5	50.3829	100.0		
83	65	13C4-PFOS	503 > 79.9	4.98e3	4.98e3	0.248	1.00	4.71	12.5	50.3829	100.0		
84	66	13C6-PFDA	519.1 > 473.7	3.24e4	3.24e4	0.248	1.00	5.00	12.5	50.3829	100.0		
85	67	13C7-PFUdA	570.1 > 524.8	3.87e4	3.87e4	0.248	1.00	5.33	12.5	50.3829	100.0		

GM 9/20/2018

Dataset: Z:\Projects\PFAS.PRO\Results\180919M1\180919M1-98.qld

MMM 9/21/2018

Last Altered: Thursday, September 20, 2018 17:18:32 Pacific Daylight Time
Printed: Thursday, September 20, 2018 17:18:40 Pacific Daylight Time

Method: Z:\Projects\PFAS.pro\MethDB\PFAS_FULL_80C_091918.mdb 20 Sep 2018 08:42:56
Calibration: Z:\Projects\PFAS.pro\CurveDB\C18_VAL-PFAS_Q4_09-18-18.cdb 19 Sep 2018 09:23:23

Name: 180919M1_98, Date: 20-Sep-2018, Time: 09:13:48, ID: 1802860-16 SW1808281610SK 0.2481, Description: SW1808281610SK

PFBA

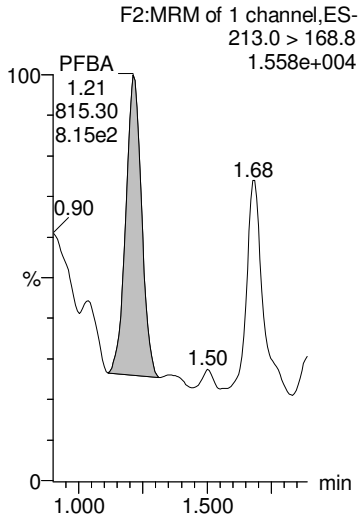

PFPeA

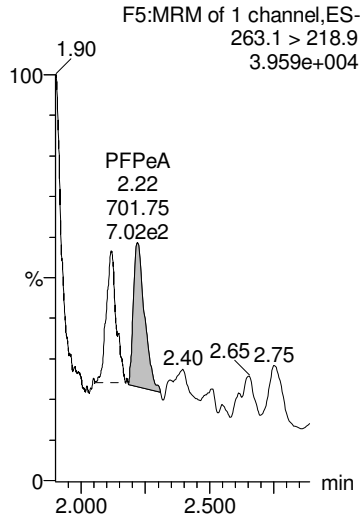

PFBS

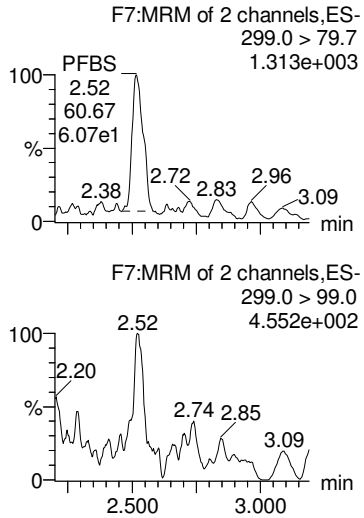

4:2 FTS

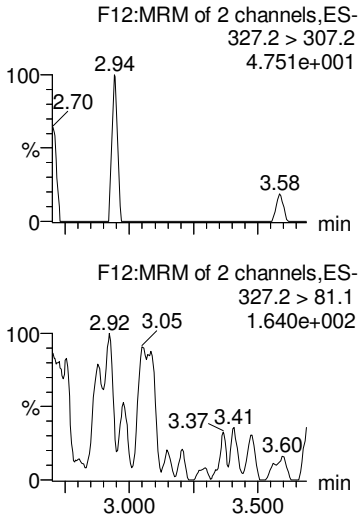

PFHxA

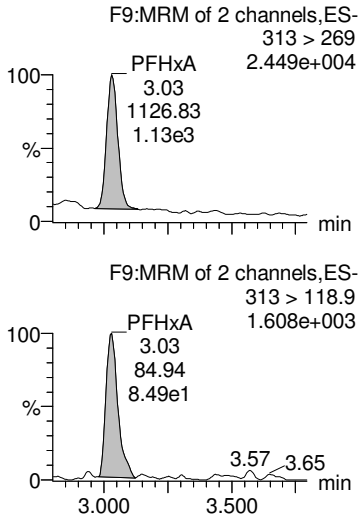

13C3-PFBA

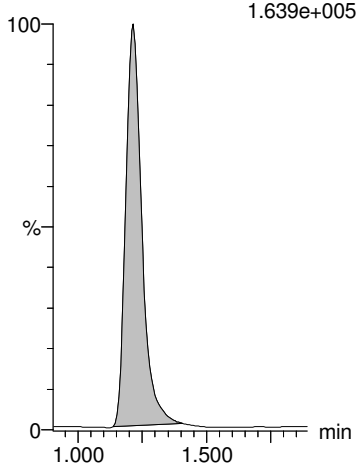

13C3-PFPeA

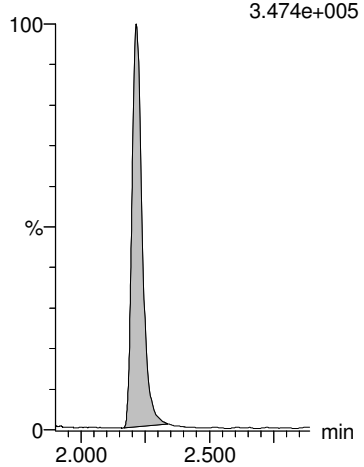

13C3-PFBS

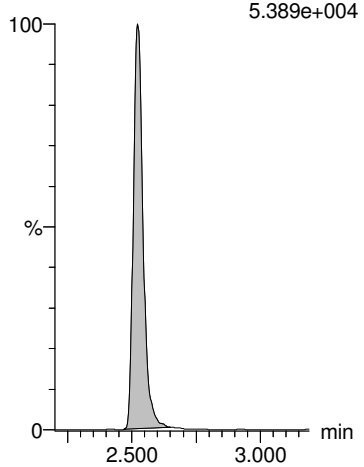

13C2-4:2 FTS

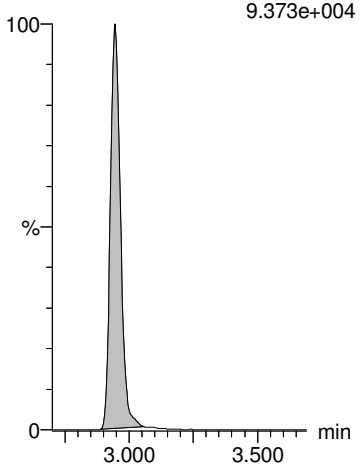

13C2-PFHxA

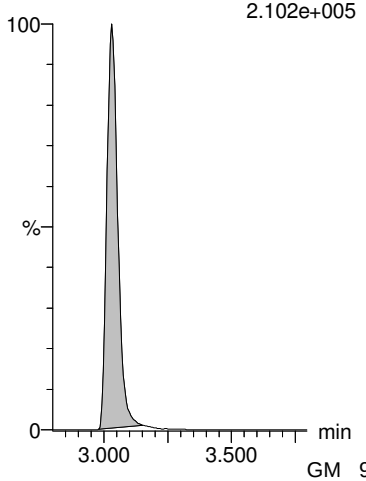

GM 9/20/2018

Dataset: Z:\Projects\PFAS.PRO\Results\180919M1\180919M1-98.qld

MMM 9/21/2018

Last Altered: Thursday, September 20, 2018 17:18:32 Pacific Daylight Time
Printed: Thursday, September 20, 2018 17:18:40 Pacific Daylight Time

Name: 180919M1_98, Date: 20-Sep-2018, Time: 09:13:48, ID: 1802860-16 SW1808281610SK 0.2481, Description: SW1808281610SK

PFHpA

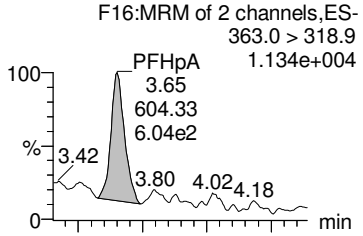

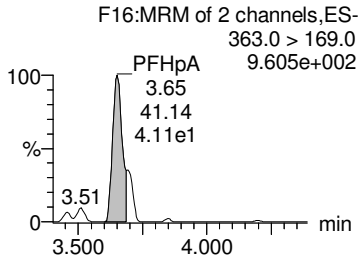

PFPeS

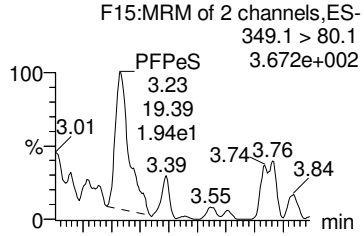

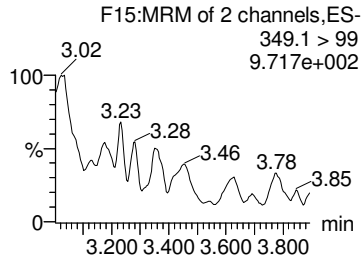

L-PFHxS

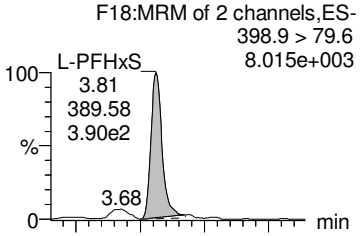

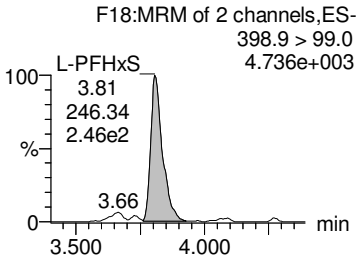

Br-PFHxS

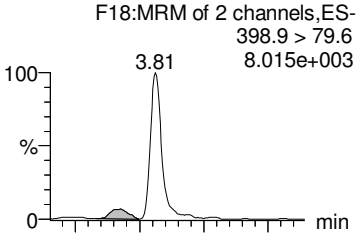

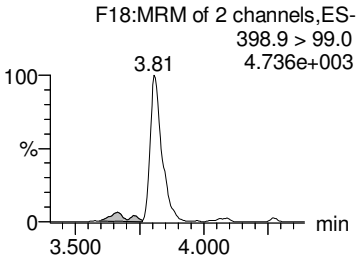

Total PFHxS

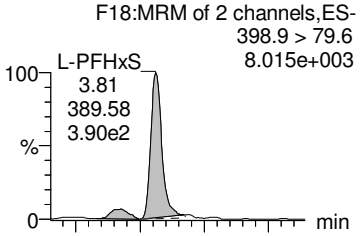

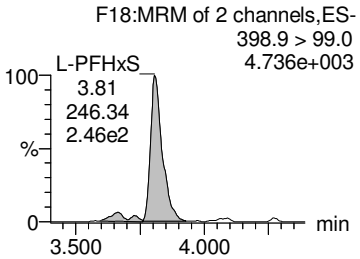

13C4-PFHpA

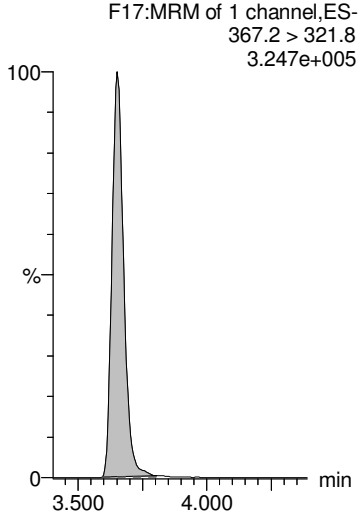

13C3-PFBS

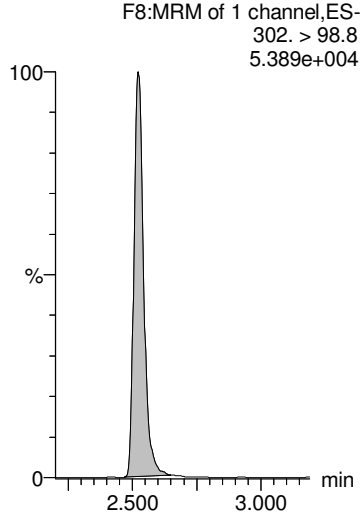

18O2-PFHxS

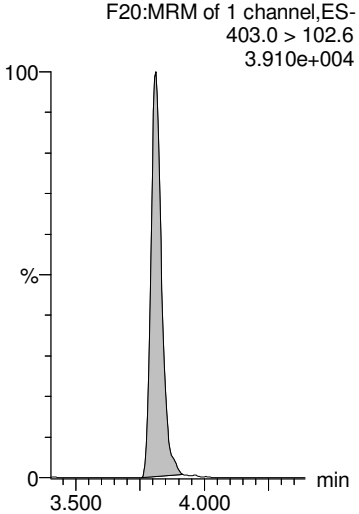

18O2-PFHxS

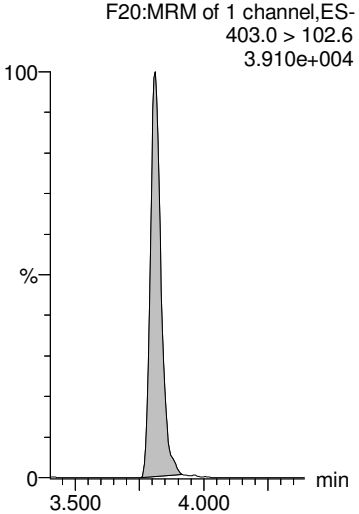

18O2-PFHxS

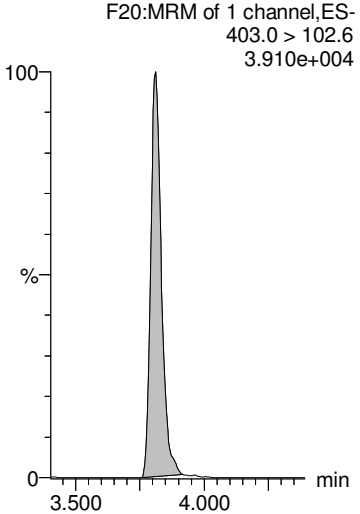

GM 9/20/2018

Dataset: Z:\Projects\PFAS.PRO\Results\180919M1\180919M1-98.qld

MMM 9/21/2018

Last Altered: Thursday, September 20, 2018 17:18:32 Pacific Daylight Time
Printed: Thursday, September 20, 2018 17:18:40 Pacific Daylight Time

Name: 180919M1_98, Date: 20-Sep-2018, Time: 09:13:48, ID: 1802860-16 SW1808281610SK 0.2481, Description: SW1808281610SK

6:2 FTS

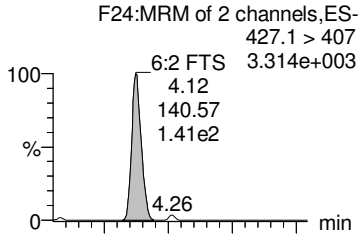

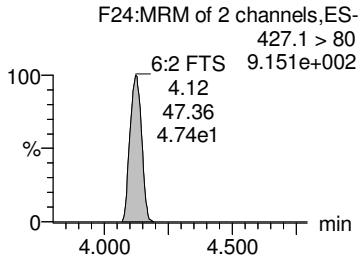

PFHpS

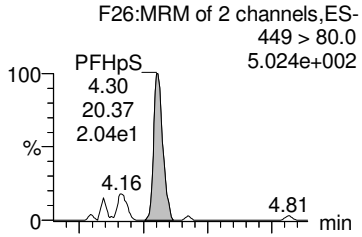

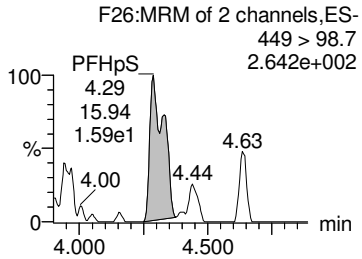

L-PFOA

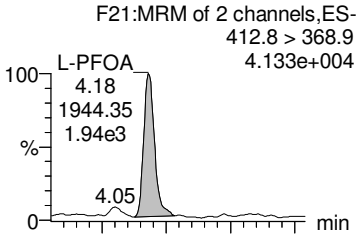

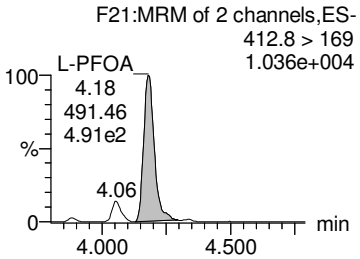

Br-PFOA

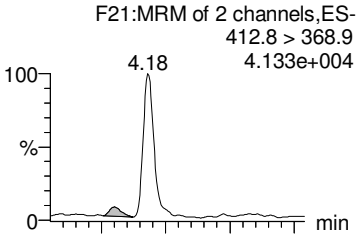

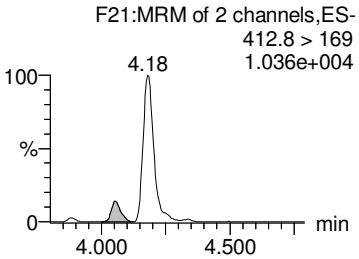

Total PFOA

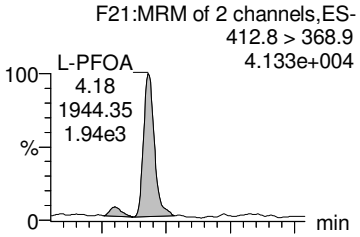

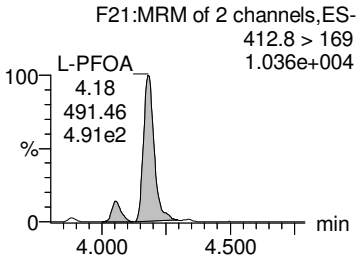

13C2-6:2 FTS

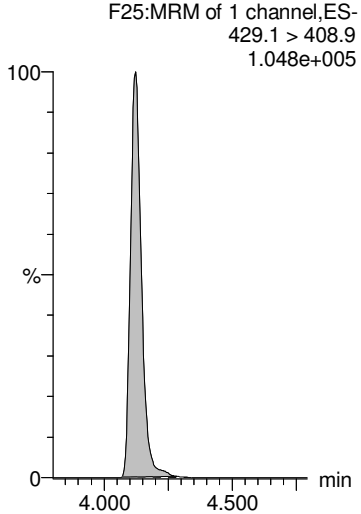

13C2-PFOA

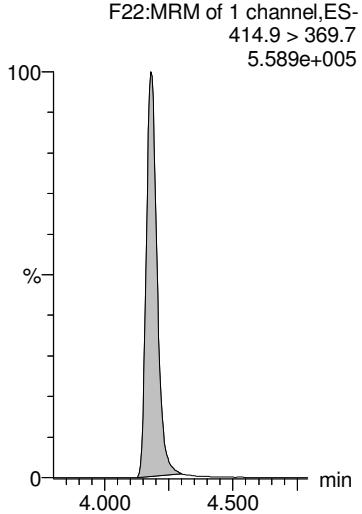

13C2-PFOA

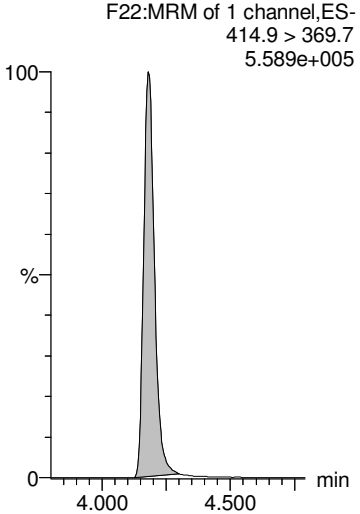

13C2-PFOA

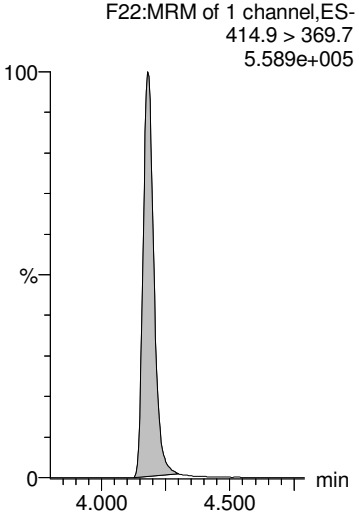

13C2-PFOA

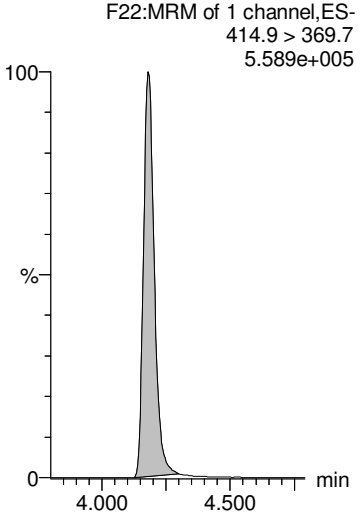

GM 9/20/2018

Dataset: Z:\Projects\PFAS.PRO\Results\180919M1\180919M1-98.qld

MMM 9/21/2018

Last Altered: Thursday, September 20, 2018 17:18:32 Pacific Daylight Time
Printed: Thursday, September 20, 2018 17:18:40 Pacific Daylight Time

Name: 180919M1_98, Date: 20-Sep-2018, Time: 09:13:48, ID: 1802860-16 SW1808281610SK 0.2481, Description: SW1808281610SK

PFNA

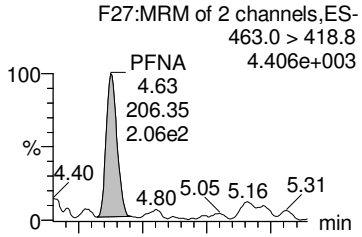

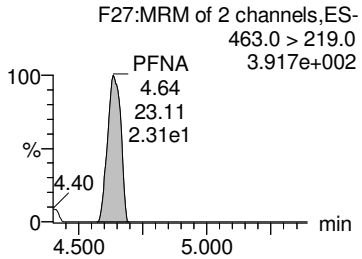

PFOSA

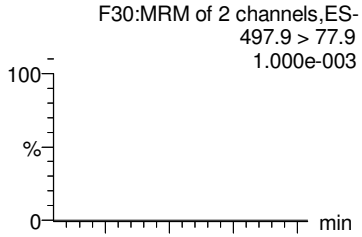

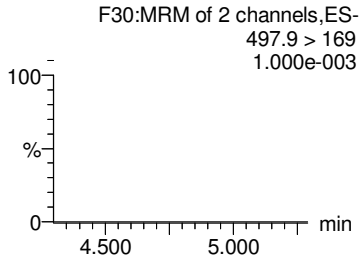

L-PFOS

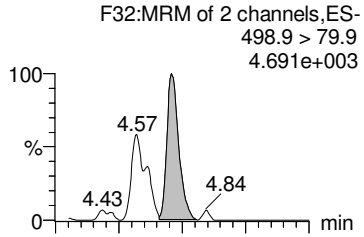

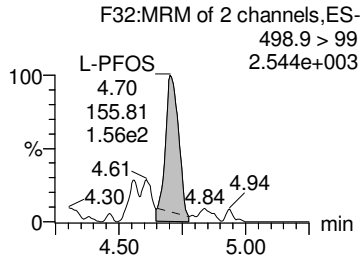

Br-PFOS

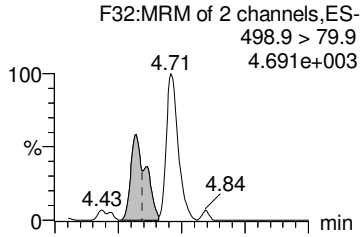

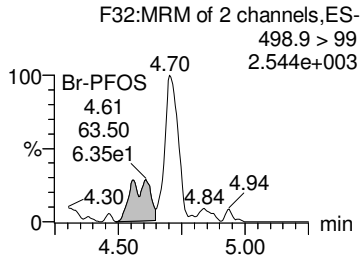

Total PFOS

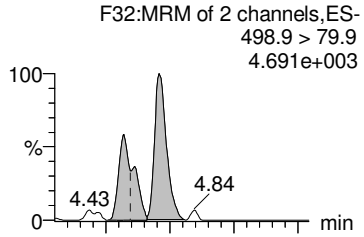

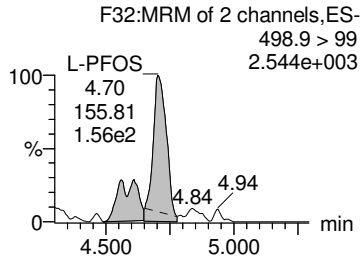

13C5-PFNA

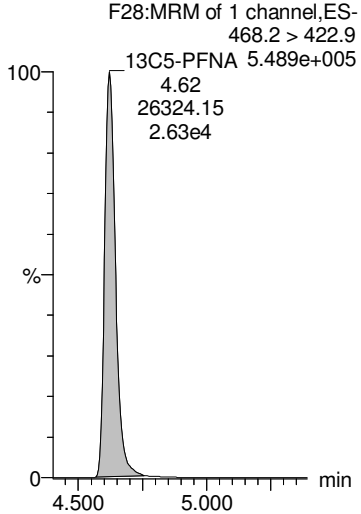

13C8-PFOSA

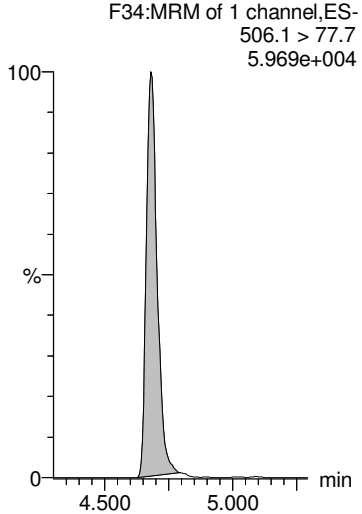

13C8-PFOS

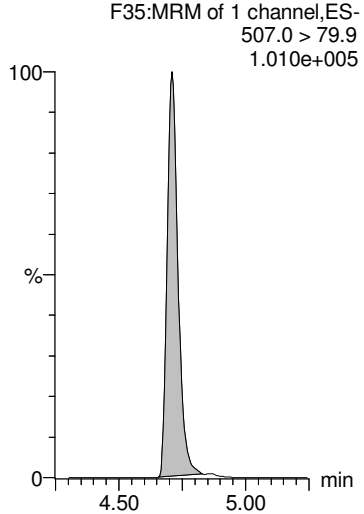

13C8-PFOS

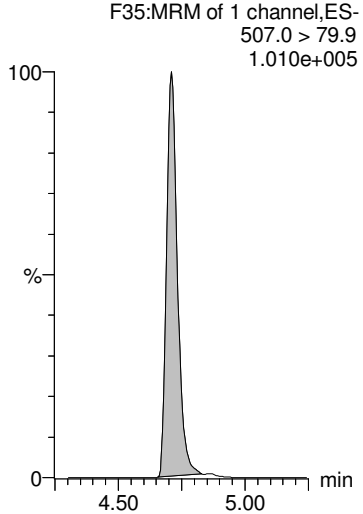

13C8-PFOS

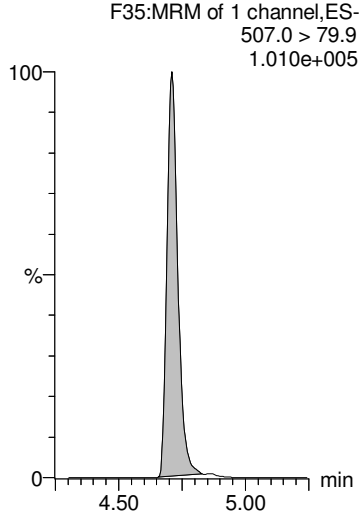

GM 9/20/2018

Dataset: Z:\Projects\PFAS.PRO\Results\180919M1\180919M1-98.qld

MMM 9/21/2018

Last Altered: Thursday, September 20, 2018 17:18:32 Pacific Daylight Time
Printed: Thursday, September 20, 2018 17:18:40 Pacific Daylight Time

Name: 180919M1_98, Date: 20-Sep-2018, Time: 09:13:48, ID: 1802860-16 SW1808281610SK 0.2481, Description: SW1808281610SK

PFDA

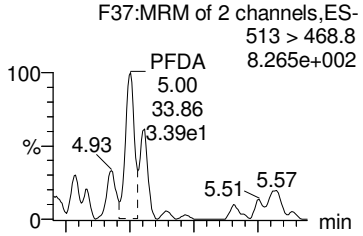

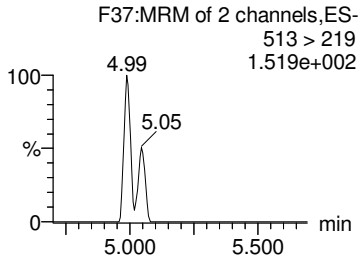

8:2 FTS

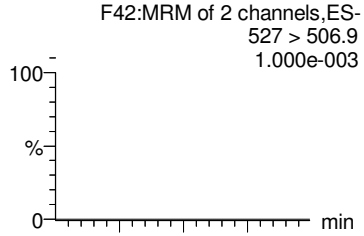

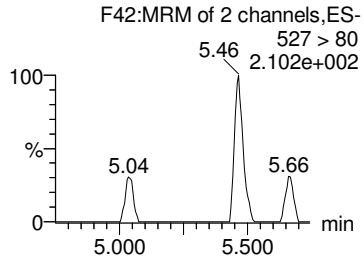

PFNS

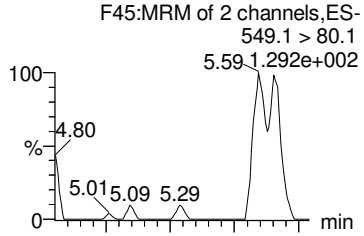

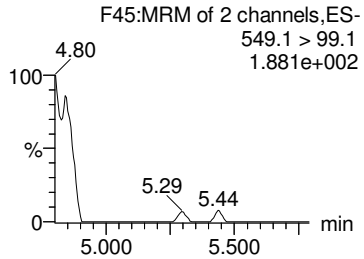

PFDS

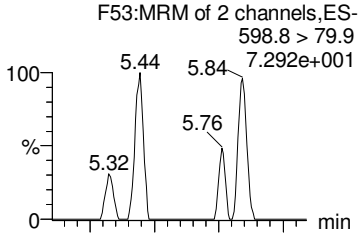

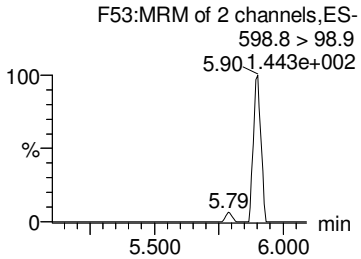

PFUdA

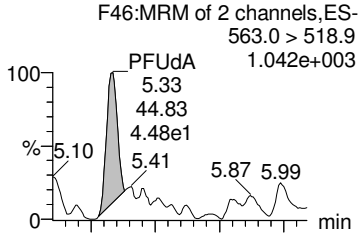

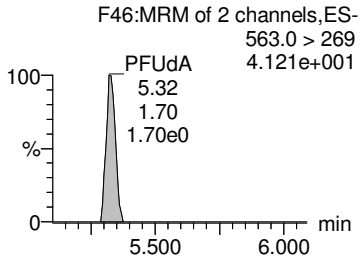

13C2-PFDA

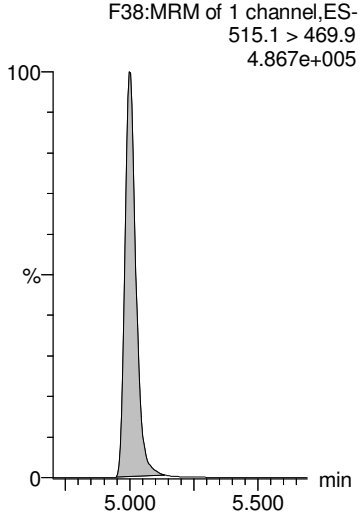

13C2-8:2 FTS

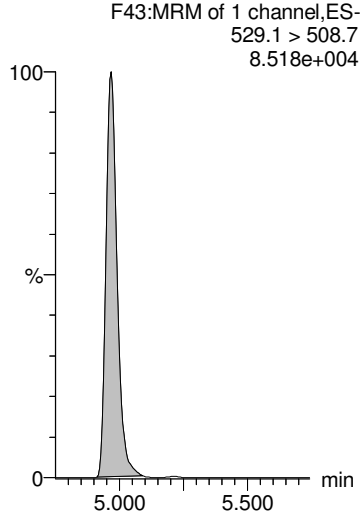

13C8-PFOS

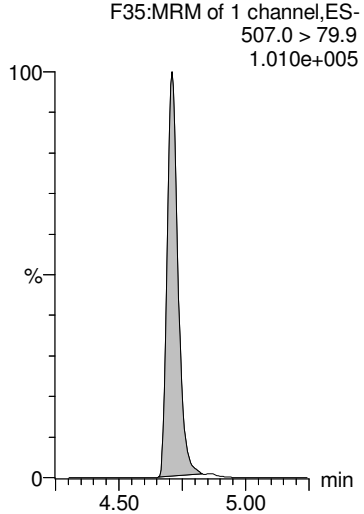

13C8-PFOS

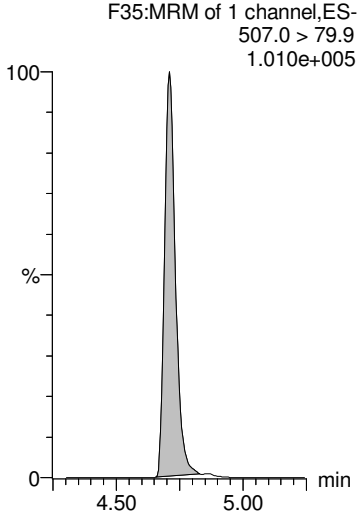

13C2-PFUdA

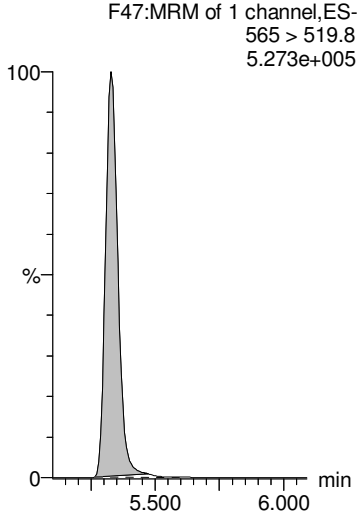

GM 9/20/2018

Dataset: Z:\Projects\PFAS.PRO\Results\180919M1\180919M1-98.qld

MMM 9/21/2018

Last Altered: Thursday, September 20, 2018 17:18:32 Pacific Daylight Time
Printed: Thursday, September 20, 2018 17:18:40 Pacific Daylight Time

Name: 180919M1_98, Date: 20-Sep-2018, Time: 09:13:48, ID: 1802860-16 SW1808281610SK 0.2481, Description: SW1808281610SK

L-MeFOSAA

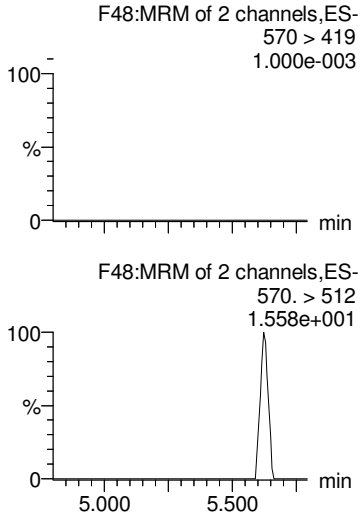

Br-MeFOSAA

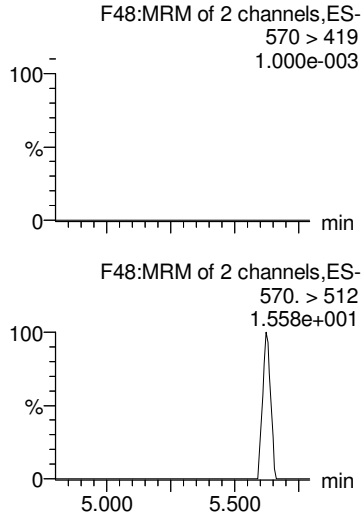

Total N-MeFOSAA

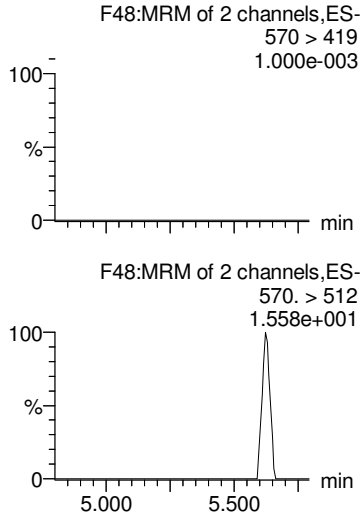

PFTrDA

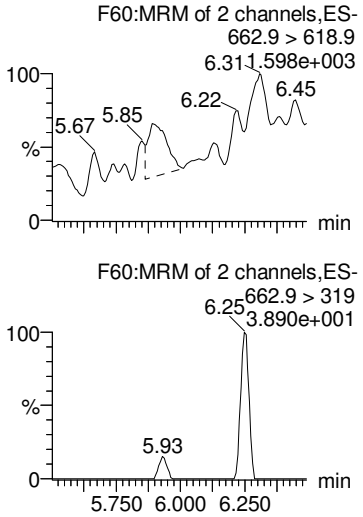

PFTeDA

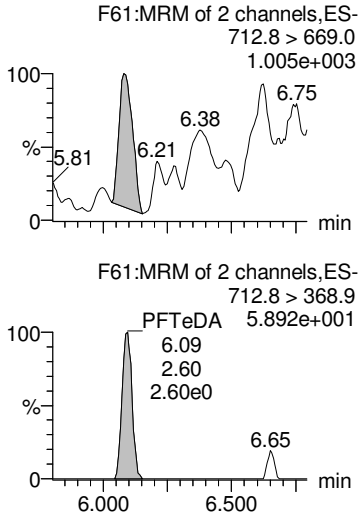

d3-N-MeFOSAA

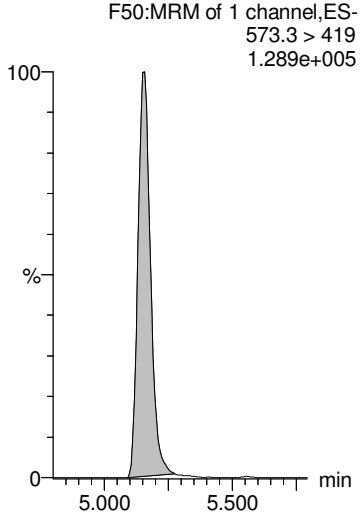

d3-N-MeFOSAA

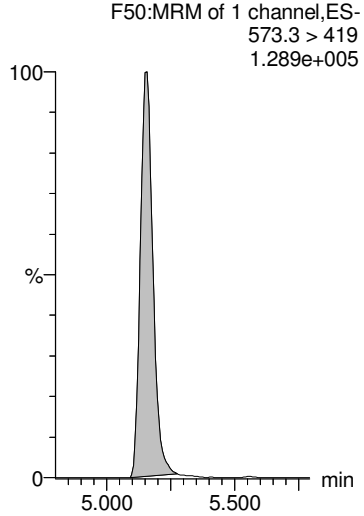

d3-N-MeFOSAA

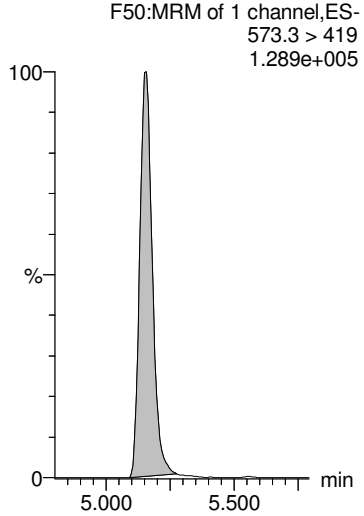

13C2-PFDoA

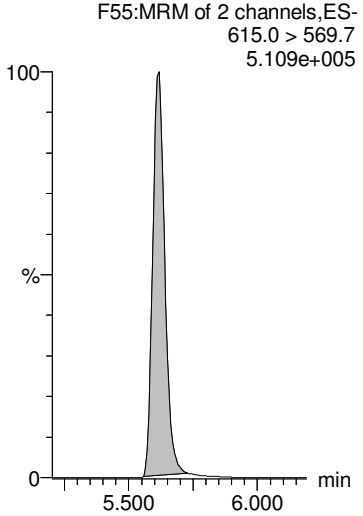

13C2-PFTeDA

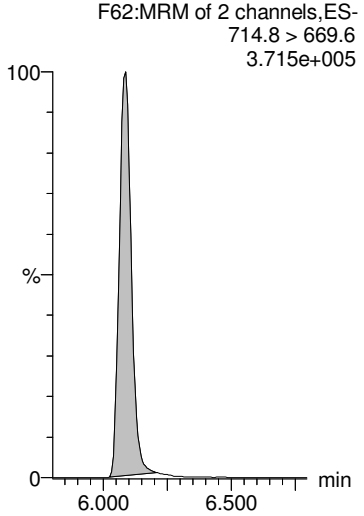

GM 9/20/2018

Dataset: Z:\Projects\PFAS.PRO\Results\180919M1\180919M1-98.qld

MMM 9/21/2018

Last Altered: Thursday, September 20, 2018 17:18:32 Pacific Daylight Time
Printed: Thursday, September 20, 2018 17:18:40 Pacific Daylight Time

Name: 180919M1_98, Date: 20-Sep-2018, Time: 09:13:48, ID: 1802860-16 SW1808281610SK 0.2481, Description: SW1808281610SK

L-EtFOSAA

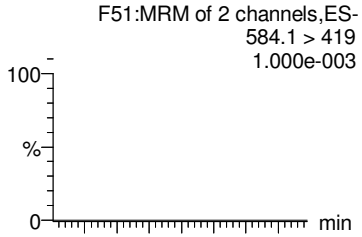

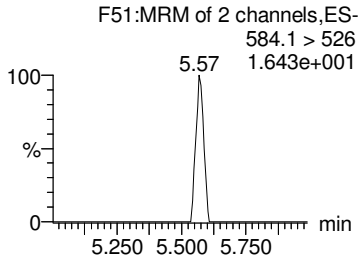

Br-ETFOSAA

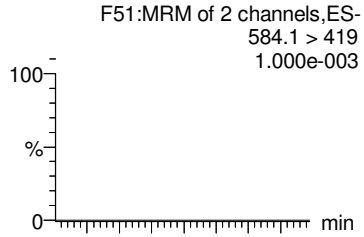

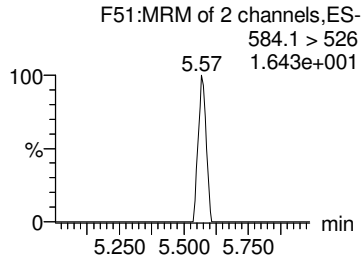

Total N-EtFOSAA

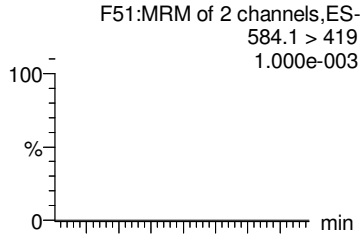

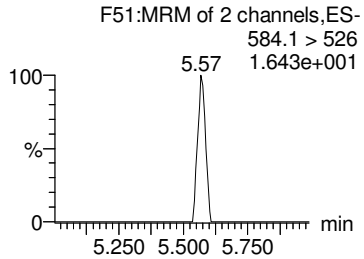

PFDoA

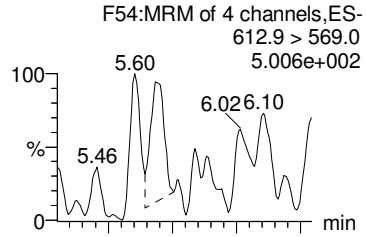

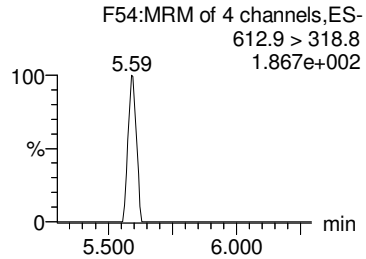

TCDA

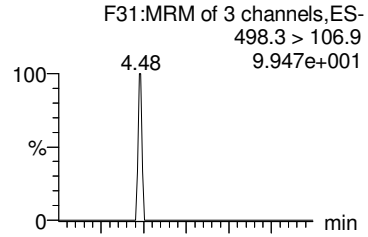

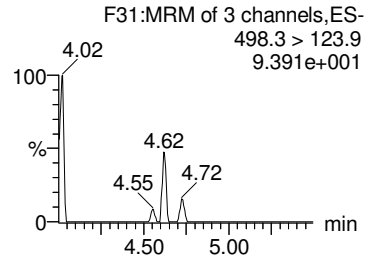

d5-N-EtFOSAA

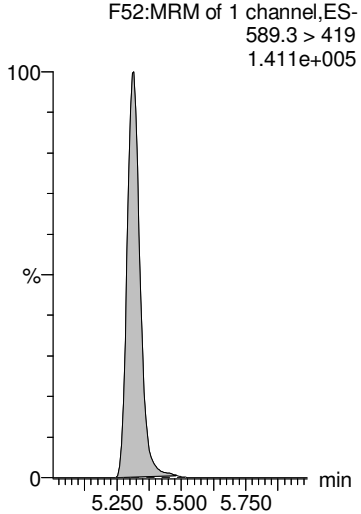

d5-N-EtFOSAA

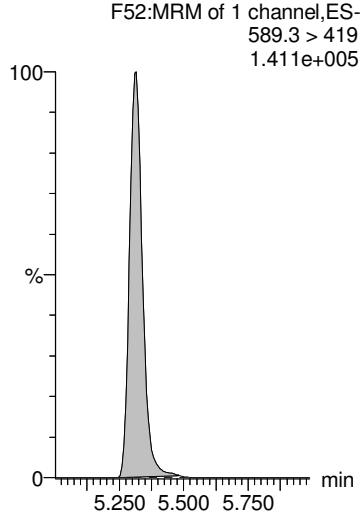

d5-N-EtFOSAA

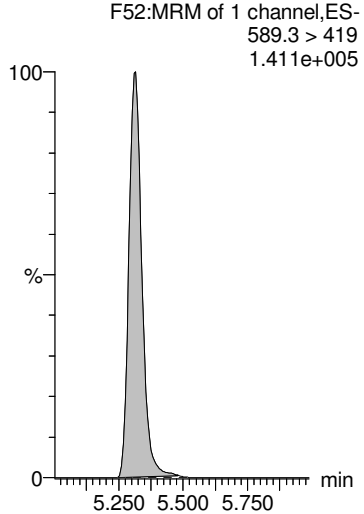

13C2-PFDoA

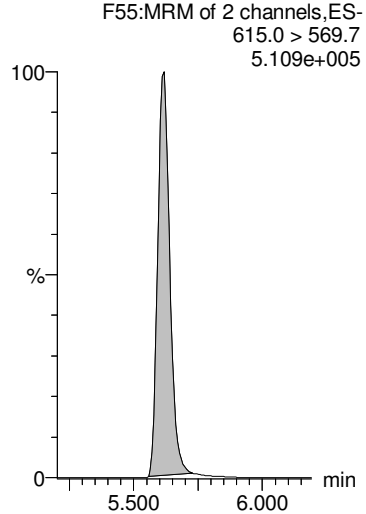

13C8-PFOS

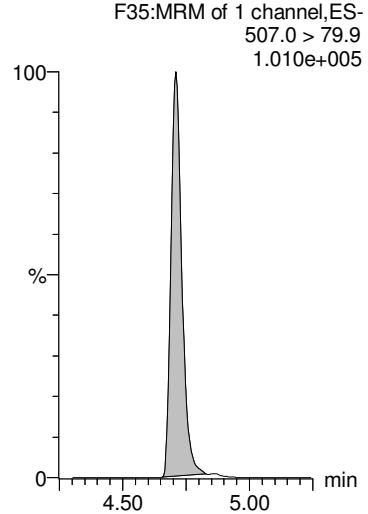

GM 9/20/2018

Dataset: Z:\Projects\PFAS.PRO\Results\180919M1\180919M1-98.qld

MMM 9/21/2018

Last Altered: Thursday, September 20, 2018 17:18:32 Pacific Daylight Time
Printed: Thursday, September 20, 2018 17:18:40 Pacific Daylight Time

Name: 180919M1_98, Date: 20-Sep-2018, Time: 09:13:48, ID: 1802860-16 SW1808281610SK 0.2481, Description: SW1808281610SK

13C4-PFBA

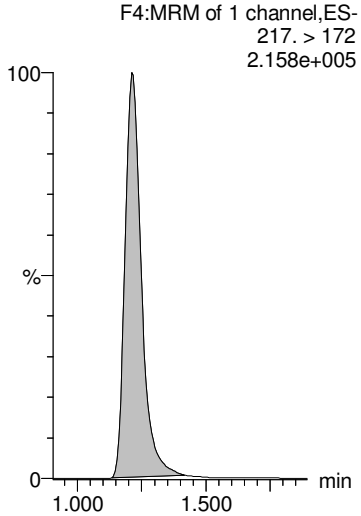

13C5-PFHxA

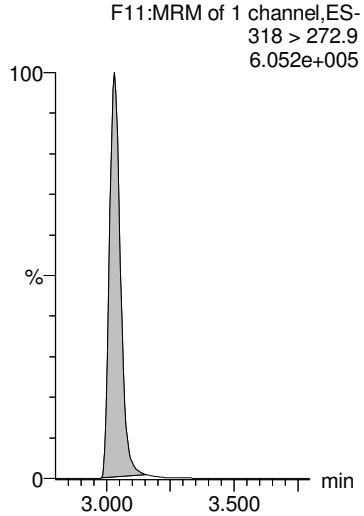

13C3-PFHxS

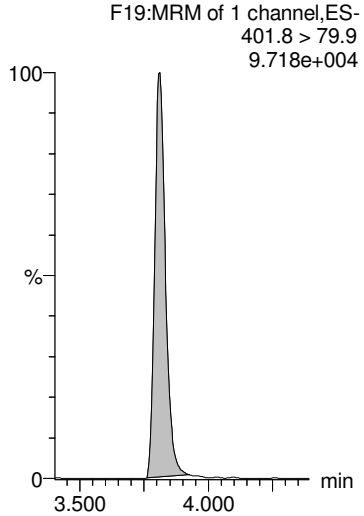

13C8-PFOA

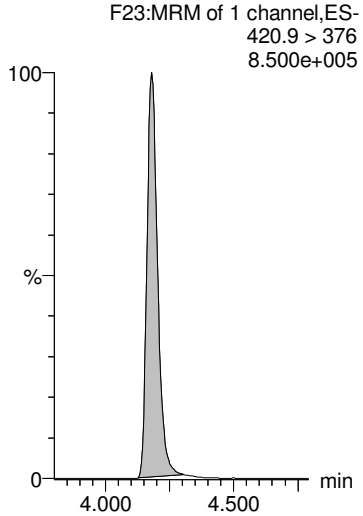

13C9-PFNA

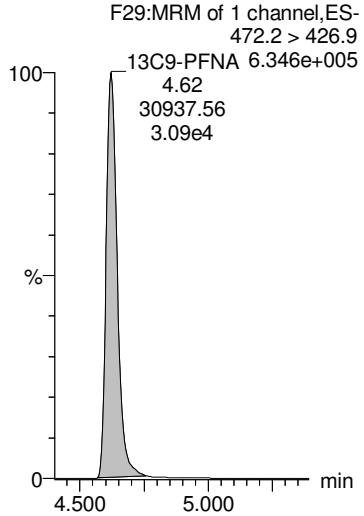

13C4-PFOS

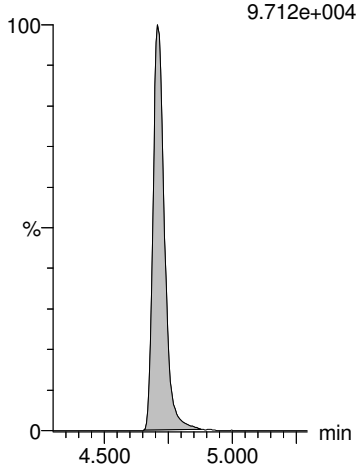

13C6-PFDA

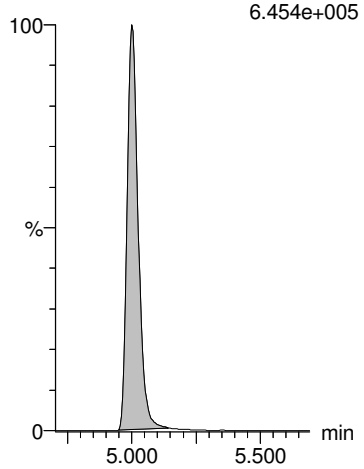

13C7-PFUdA

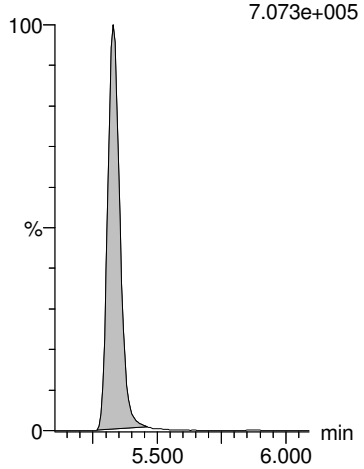

GM 9/20/2018

Dataset: Z:\Projects\PFAS.PRO\Results\180919M1\180919M1-99.qld

MMM 9/21/2018

Last Altered: Thursday, September 20, 2018 17:22:59 Pacific Daylight Time
Printed: Thursday, September 20, 2018 17:23:15 Pacific Daylight Time

Name: 180919M1_99, Date: 20-Sep-2018, Time: 09:24:27, ID: 1802860-17 PW1808281645SK 0.24178, Description: PW1808281645SK

	#	Name	Trace	Area	IS Area	Wt/Vol	RRF	RT	Response	Conc.	%Rec	Ion Ratio	Ratio Out?
1	1	PFBA	213.0 > 168.8	3.95e2	1.24e4	0.242	0.000	1.21	0.400	1.3922			
2	2	PFPeA	263.1 > 218.9	5.33e1	1.64e4	0.242	0.000	2.22	0.0407	0.1638			
3	3	PFBS	299.0 > 79.7	1.34e2	2.51e3	0.242	0.000	2.53	0.666	1.8140		2.02	NO
4	4	4:2 FTS	327.2>307.2		4.50e3	0.242							
5	5	PFHxA	313 > 269	2.56e2	1.07e4	0.242	0.000	3.03	0.120	0.4012		29.8	YES
6	36	13C3-PFBA	216.1 > 171.8	1.24e4	1.65e4	0.242	0.750	1.22	9.37	51.5728	99.8		
7	37	13C3-PFPeA	266. > 221.8	1.64e4	2.97e4	0.242	0.551	2.22	6.88	50.5430	97.8		
8	38	13C3-PFBS	302. > 98.8	2.51e3	4.77e3	0.242	0.527	2.53	6.59	54.2360	104.9		
9	39	13C2-4:2 FTS	329.2>308.9	4.50e3	4.77e3	0.242	0.944	2.94	11.8	44.7364	86.5		
10	40	13C2-PFHxA	315 > 270	1.07e4	2.97e4	0.242	0.902	3.03	4.51	19.7743	95.6		
11	-1												
12	7	PFHpA	363.0 > 318.9	7.14e2	1.74e4	0.242	0.000	3.65	0.514	1.7665		14.0	NO
13	6	PFPeS	349.1>80.1		2.51e3	0.242							
14	8	L-PFHxS	398.9 > 79.6	3.23e2	1.98e3	0.242	0.000	3.81	2.04	4.4850		1.58	NO
15	9	Br-PFHxS	398.9 > 79.6	2.21e1	1.98e3	0.242	0.000	3.69	0.139	0.4294		1.08	NO
16	68	Total PFHxS	398.9 > 79.6	3.45e2	1.98e3	0.242			2.18	4.9143			
17	41	13C4-PFHpA	367.2 > 321.8	1.74e4	2.97e4	0.242	0.585	3.65	7.31	53.5814	103.6		
18	38	13C3-PFBS	302. > 98.8	2.51e3	4.77e3	0.242	0.527	2.53	6.59	54.2360	104.9		
19	42	18O2-PFHxS	403.0 > 102.6	1.98e3	4.77e3	0.242	0.415	3.81	5.19	53.6918	103.9		
20	42	18O2-PFHxS	403.0 > 102.6	1.98e3	4.77e3	0.242	0.415	3.81	5.19	53.6918	103.9		
21	42	18O2-PFHxS	403.0 > 102.6	1.98e3	4.77e3	0.242	0.415	3.81	5.19	53.6918	103.9		
22	-1												
23	10	6:2 FTS	427.1 > 407	1.25e1	4.97e3	0.242	0.000	4.11	0.0314	0.1728		6.82	YES
24	13	PFHpS	449 > 80.0		5.21e3	0.242							
25	11	L-PFOA	412.8 > 368.9	3.16e3	2.80e4	0.242	0.000	4.18	1.41	3.9938		3.40	NO
26	12	Br-PFOA	412.8 > 368.9	3.83e2	2.80e4	0.242	0.000	4.05	0.171	0.4200		1.91	NO
27	69	Total PFOA	412.8 > 368.9	3.55e3	2.80e4	0.242			1.59	4.4138			
28	43	13C2-6:2 FTS	429.1 > 408.9	4.97e3	5.00e3	0.242	0.994	4.12	12.4	44.2343	85.6		
29	44	13C2-PFOA	414.9 > 369.7	2.80e4	4.16e4	0.242	0.671	4.18	8.39	49.4753	95.7		
30	44	13C2-PFOA	414.9 > 369.7	2.80e4	4.16e4	0.242	0.671	4.18	8.39	49.4753	95.7		
31	44	13C2-PFOA	414.9 > 369.7	2.80e4	4.16e4	0.242	0.671	4.18	8.39	49.4753	95.7		
32	44	13C2-PFOA	414.9 > 369.7	2.80e4	4.16e4	0.242	0.671	4.18	8.39	49.4753	95.7		
33	-1												
34	14	PFNA	463.0 > 418.8		2.48e4	0.242							
35	15	PFOSA	497.9 > 77.9		3.11e3	0.242							
36	16	L-PFOS	498.9 > 79.9		5.21e3	0.242							
37	17	Br-PFOS	498.9 > 79.9		5.21e3	0.242							

GM 9/20/2018

Dataset: Z:\Projects\PFAS.PRO\Results\180919M1\180919M1-99.qld

MMM 9/21/2018

Last Altered: Thursday, September 20, 2018 17:22:59 Pacific Daylight Time
Printed: Thursday, September 20, 2018 17:23:15 Pacific Daylight Time

Name: 180919M1_99, Date: 20-Sep-2018, Time: 09:24:27, ID: 1802860-17 PW1808281645SK 0.24178, Description: PW1808281645SK

	#	Name	Trace	Area	IS Area	Wt/Vol	RRF	RT	Response	Conc.	%Rec	Ion Ratio	Ratio Out?
38	70	Total PFOS	498.9 > 79.9	0.00e0	5.21e3	0.242			0.000				
39	45	13C5-PFNA	468.2 > 422.9	2.48e4	3.27e4	0.242	0.759	4.62	9.49	40.6181	78.6		
40	46	13C8-PFOSA	506.1 > 77.7	3.11e3	3.91e4	0.242	0.0797	4.68	0.997	24.7649	47.9		
41	47	13C8-PFOS	507.0 > 79.9	5.21e3	5.00e3	0.242	1.04	4.71	13.0	51.3916	99.4		
42	47	13C8-PFOS	507.0 > 79.9	5.21e3	5.00e3	0.242	1.04	4.71	13.0	51.3916	99.4		
43	47	13C8-PFOS	507.0 > 79.9	5.21e3	5.00e3	0.242	1.04	4.71	13.0	51.3916	99.4		
44	-1												
45	18	PFDA	513 > 468.8	3.55e1	2.27e4	0.242	0.000	5.00	0.0196			5.82	NO
46	19	8:2 FTS	527 > 506.9		3.90e3	0.242							
47	20	PFNS	549.1 > 80.1		5.21e3	0.242							
48	26	PFDS	598.8 > 79.9		5.21e3	0.242							
49	25	PFUdA	563.0 > 518.9	9.33e1	2.85e4	0.242	0.000	5.33	0.0410	0.1281		48.6	YES
50	48	13C2-PFDA	515.1 > 469.9	2.27e4	3.27e4	0.242	0.694	5.00	8.67	38.9718	75.4		
51	49	13C2-8:2 FTS	529.1 > 508.7	3.90e3	5.00e3	0.242	0.780	4.96	9.75	44.5170	86.1		
52	47	13C8-PFOS	507.0 > 79.9	5.21e3	5.00e3	0.242	1.04	4.71	13.0	51.3916	99.4		
53	47	13C8-PFOS	507.0 > 79.9	5.21e3	5.00e3	0.242	1.04	4.71	13.0	51.3916	99.4		
54	51	13C2-PFUdA	565 > 519.8	2.85e4	3.91e4	0.242	0.729	5.33	9.12	38.6630	74.8		
55	-1												
56	21	L-MeFOSAA	570 > 419		7.34e3	0.242							
57	22	Br-MeFOSAA	570. > 419		7.34e3	0.242							
58	71	Total N-MeFOSAA	570. > 419	0.00e0	7.34e3	0.242			0.000				
59	29	PFTrDA	662.9 > 618.9		2.82e4	0.242							
60	30	PFTeDA	712.8 > 669.0		1.99e4	0.242							
61	50	d3-N-MeFOSAA	573.3 > 419	7.34e3	3.91e4	0.242	0.188	5.15	2.35	42.2003	81.6		
62	50	d3-N-MeFOSAA	573.3 > 419	7.34e3	3.91e4	0.242	0.188	5.15	2.35	42.2003	81.6		
63	50	d3-N-MeFOSAA	573.3 > 419	7.34e3	3.91e4	0.242	0.188	5.15	2.35	42.2003	81.6		
64	53	13C2-PFDoA	615.0 > 569.7	2.82e4	3.27e4	0.242	0.864	5.61	10.8	40.5271	78.4		
65	55	13C2-PFTeDA	714.8 > 669.6	1.99e4	3.91e4	0.242	0.510	6.08	6.37	41.4395	80.2		
66	-1												
67	23	L-EtFOSAA	584.1 > 419		8.42e3	0.242							
68	24	Br-ETFOSAA	584.1 > 419		8.42e3	0.242							
69	72	Total N-EtFOSAA	584.1 > 419	0.00e0	8.42e3	0.242			0.000				
70	27	PFDoA	612.9 > 569.0		2.82e4	0.242							
71	73	TCDA	498.3>106.9			0.242							
72	52	d5-N-EtFOSAA	589.3 > 419	8.42e3	3.91e4	0.242	0.216	5.31	2.69	43.5186	84.2		
73	52	d5-N-EtFOSAA	589.3 > 419	8.42e3	3.91e4	0.242	0.216	5.31	2.69	43.5186	84.2		
74	52	d5-N-EtFOSAA	589.3 > 419	8.42e3	3.91e4	0.242	0.216	5.31	2.69	43.5186	84.2		

GM 9/20/2018

Dataset: Z:\Projects\PFAS.PRO\Results\180919M1\180919M1-99.qld

MMM 9/21/2018

Last Altered: Thursday, September 20, 2018 17:22:59 Pacific Daylight Time
Printed: Thursday, September 20, 2018 17:23:15 Pacific Daylight Time

Name: 180919M1_99, Date: 20-Sep-2018, Time: 09:24:27, ID: 1802860-17 PW1808281645SK 0.24178, Description: PW1808281645SK

	#	Name	Trace	Area	IS Area	Wt/Vol	RRF	RT	Response	Conc.	%Rec	Ion Ratio	Ratio Out?
75	53	13C2-PFDoA	615.0 > 569.7	2.82e4	3.27e4	0.242	0.864	5.61	10.8	40.5271	78.4		
76	47	13C8-PFOS	507.0 > 79.9	5.21e3	5.00e3	0.242	1.04	4.71	13.0	51.3916	99.4		
77	-1												
78	60	13C4-PFBA	217. > 172	1.65e4	1.65e4	0.242	1.00	1.22	12.5	51.6999	100.0		
79	61	13C5-PFHxA	318 > 272.9	2.97e4	2.97e4	0.242	1.00	3.03	12.5	51.6999	100.0		
80	62	13C3-PFHxS	401.8 > 79.9	4.77e3	4.77e3	0.242	1.00	3.81	12.5	51.6999	100.0		
81	63	13C8-PFOA	420.9 > 376	4.16e4	4.16e4	0.242	1.00	4.18	12.5	51.6999	100.0		
82	64	13C9-PFNA	472.2 > 426.9	3.27e4	3.27e4	0.242	1.00	4.62	12.5	51.6999	100.0		
83	65	13C4-PFOS	503 > 79.9	5.00e3	5.00e3	0.242	1.00	4.71	12.5	51.6999	100.0		
84	66	13C6-PFDA	519.1 > 473.7	3.27e4	3.27e4	0.242	1.00	5.00	12.5	51.6999	100.0		
85	67	13C7-PFUdA	570.1 > 524.8	3.91e4	3.91e4	0.242	1.00	5.33	12.5	51.6999	100.0		

GM 9/20/2018

Dataset: Z:\Projects\PFAS.PRO\Results\180919M1\180919M1-99.qld

MMM 9/21/2018

Last Altered: Thursday, September 20, 2018 17:22:59 Pacific Daylight Time
Printed: Thursday, September 20, 2018 17:23:15 Pacific Daylight Time

Method: Z:\Projects\PFAS.pro\MethDB\PFAS_FULL_80C_091918.mdb 20 Sep 2018 08:42:56
Calibration: Z:\Projects\PFAS.pro\CurveDB\C18_VAL-PFAS_Q4_09-18-18.cdb 19 Sep 2018 09:23:23

Name: 180919M1_99, Date: 20-Sep-2018, Time: 09:24:27, ID: 1802860-17 PW1808281645SK 0.24178, Description: PW1808281645SK

PFBA

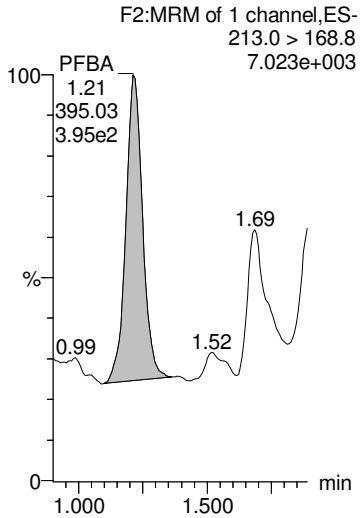

PFPeA

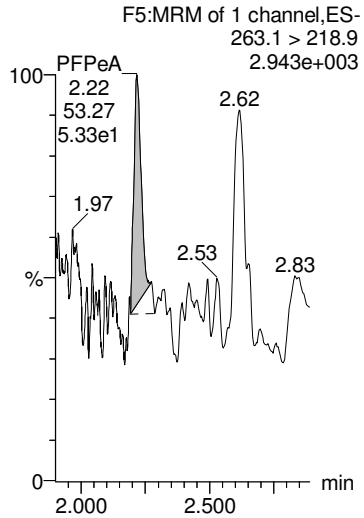

PFBS

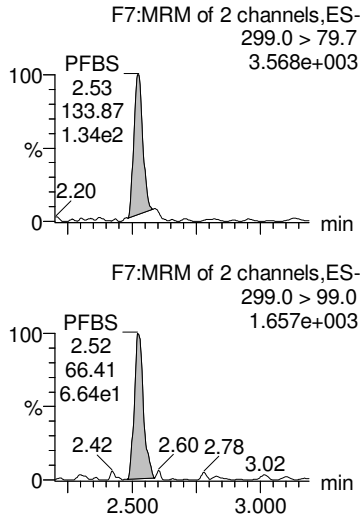

4:2 FTS

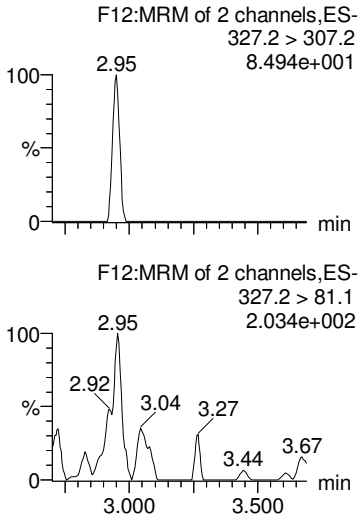

PFHxA

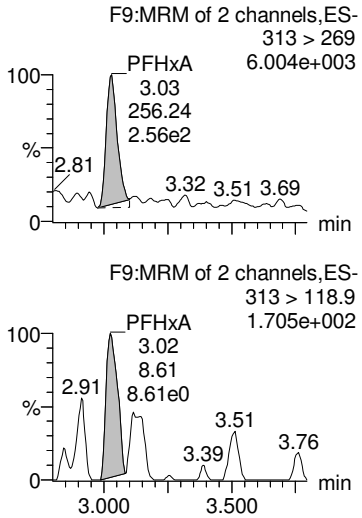

13C3-PFBA

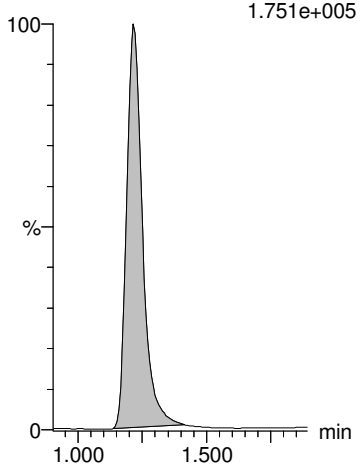

13C3-PFPeA

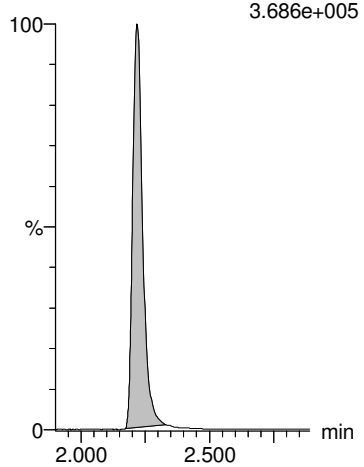

13C3-PFBS

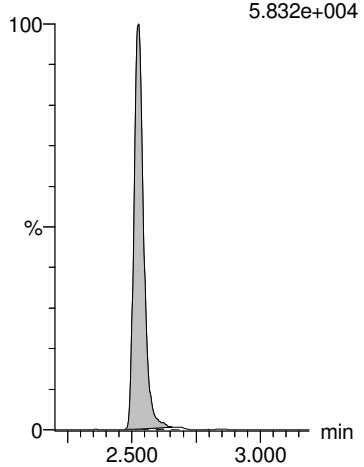

13C2-4:2 FTS

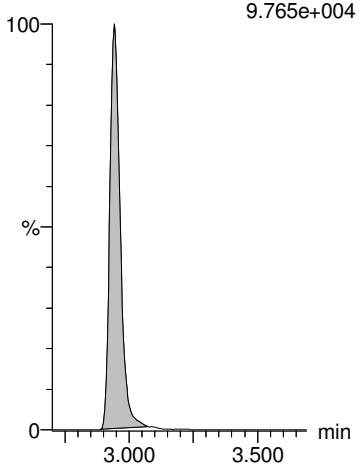

13C2-PFHxA

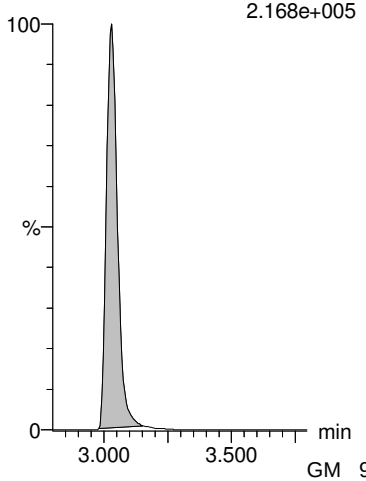

GM 9/20/2018

Dataset: Z:\Projects\PFAS.PRO\Results\180919M1\180919M1-99.qld

MMM 9/21/2018

Last Altered: Thursday, September 20, 2018 17:22:59 Pacific Daylight Time
Printed: Thursday, September 20, 2018 17:23:15 Pacific Daylight Time

Name: 180919M1_99, Date: 20-Sep-2018, Time: 09:24:27, ID: 1802860-17 PW1808281645SK 0.24178, Description: PW1808281645SK

PFHpA

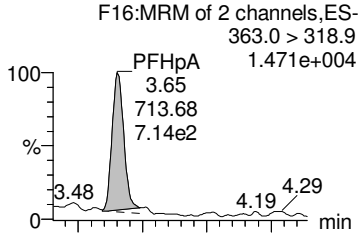

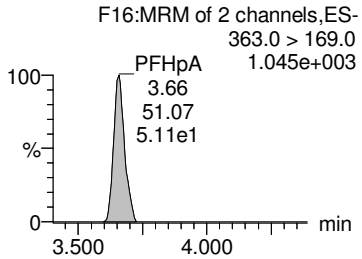

PFPeS

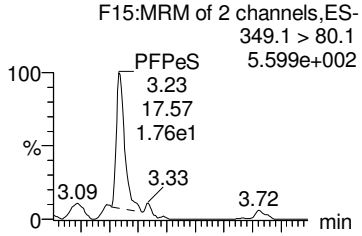

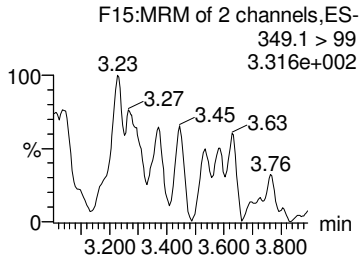

L-PFHxS

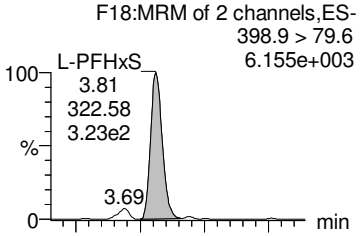

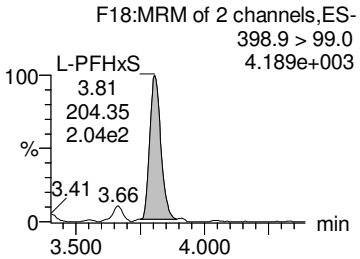

Br-PFHxS

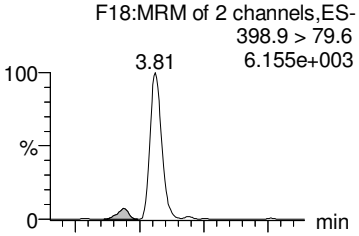

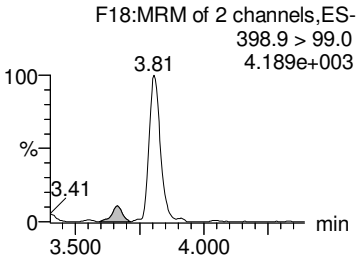

Total PFHxS

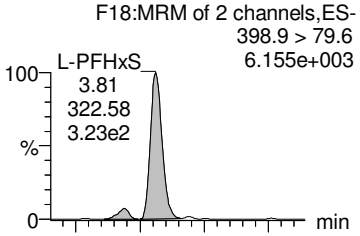

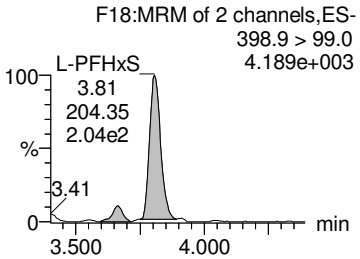

13C4-PFHpA

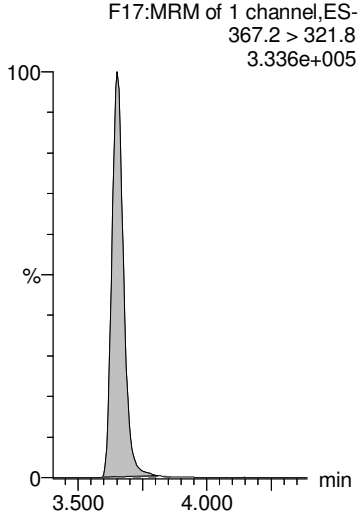

13C3-PFBS

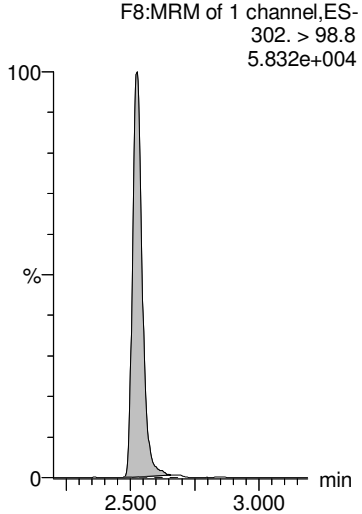

18O2-PFHxS

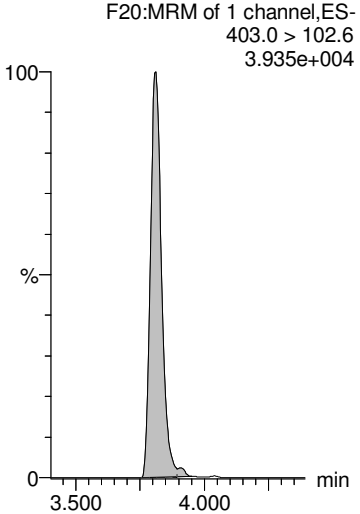

18O2-PFHxS

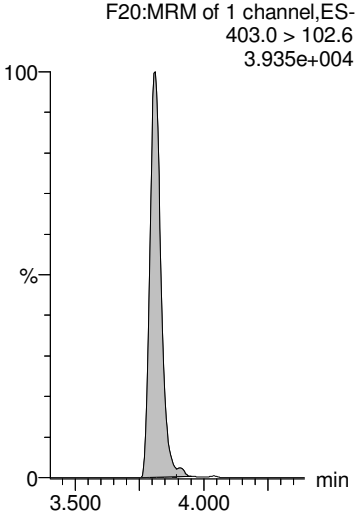

18O2-PFHxS

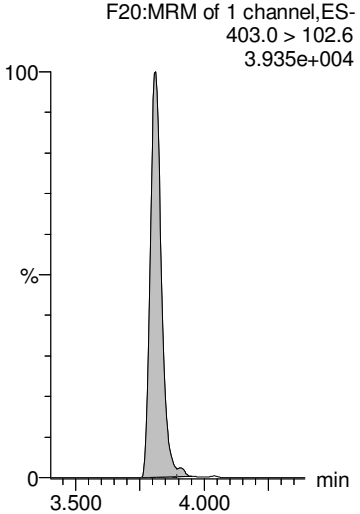

GM 9/20/2018

Dataset: Z:\Projects\PFAS.PRO\Results\180919M1\180919M1-99.qld

MMM 9/21/2018

Last Altered: Thursday, September 20, 2018 17:22:59 Pacific Daylight Time
Printed: Thursday, September 20, 2018 17:23:15 Pacific Daylight Time

Name: 180919M1_99, Date: 20-Sep-2018, Time: 09:24:27, ID: 1802860-17 PW1808281645SK 0.24178, Description: PW1808281645SK

6:2 FTS

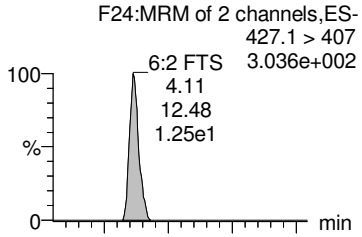

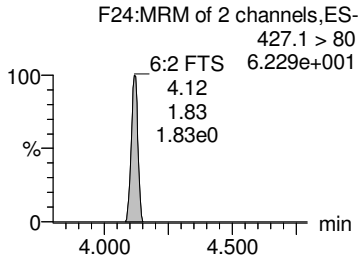

PFHpS

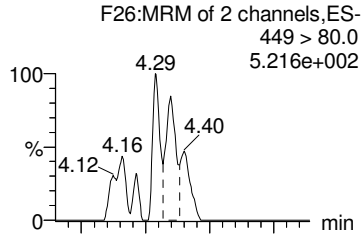

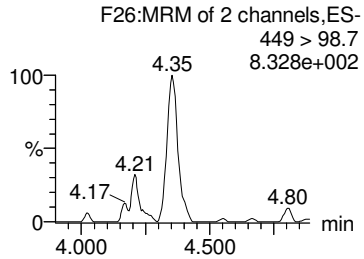

L-PFOA

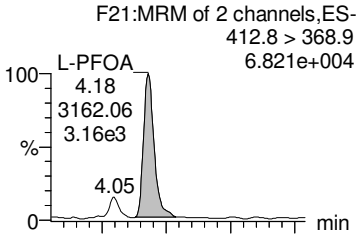

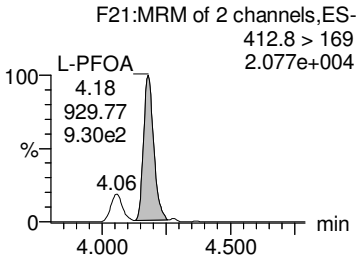

Br-PFOA

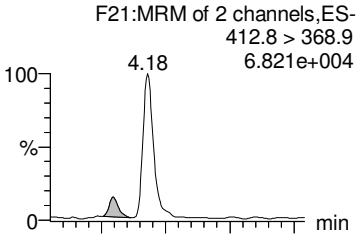

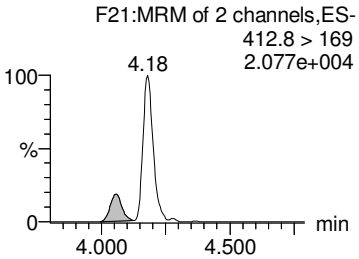

Total PFOA

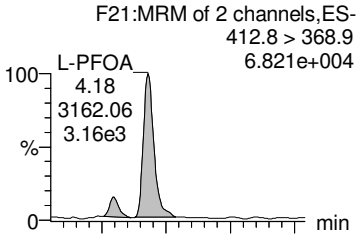

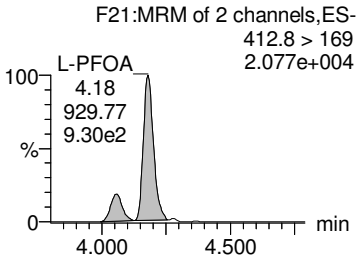

13C2-6:2 FTS

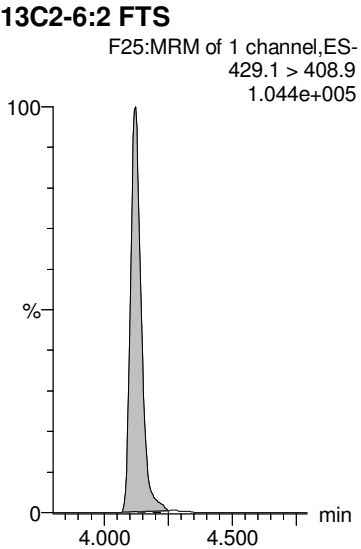

13C2-PFOA

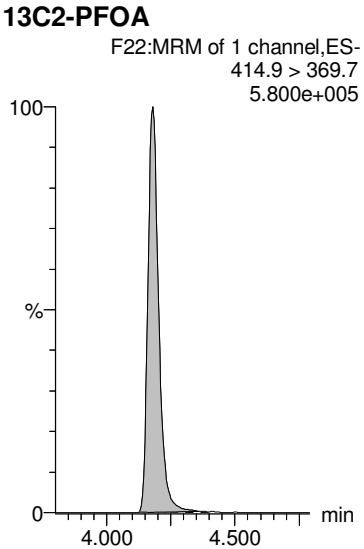

13C2-PFOA

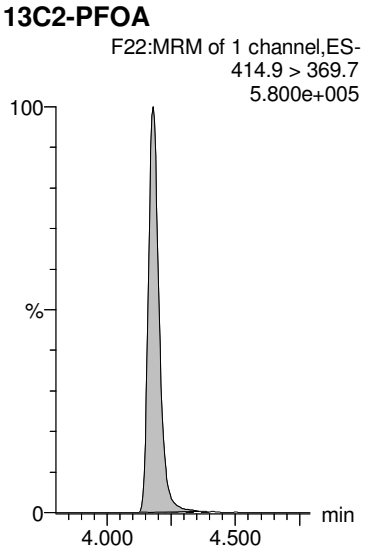

13C2-PFOA

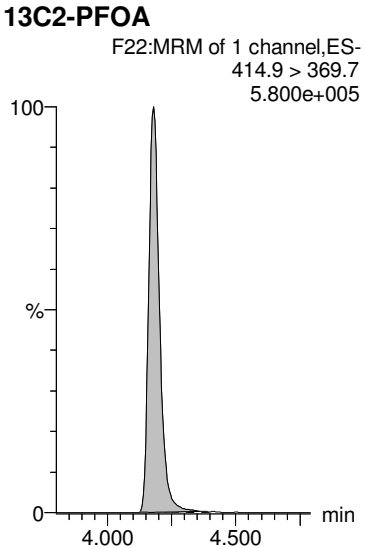

13C2-PFOA

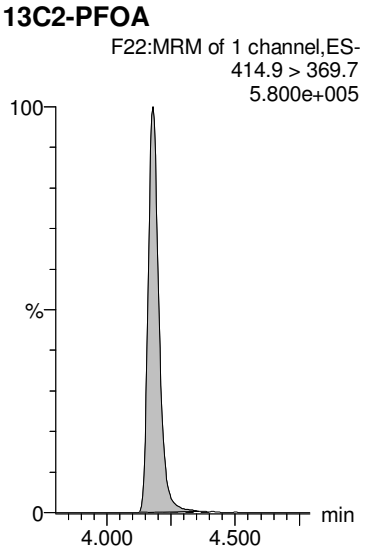

GM 9/20/2018

Dataset: Z:\Projects\PFAS.PRO\Results\180919M1\180919M1-99.qld

MMM 9/21/2018

Last Altered: Thursday, September 20, 2018 17:22:59 Pacific Daylight Time
Printed: Thursday, September 20, 2018 17:23:15 Pacific Daylight Time

Name: 180919M1_99, Date: 20-Sep-2018, Time: 09:24:27, ID: 1802860-17 PW1808281645SK 0.24178, Description: PW1808281645SK

PFNA

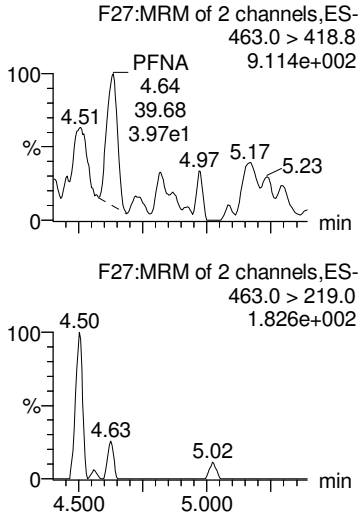

PFOSA

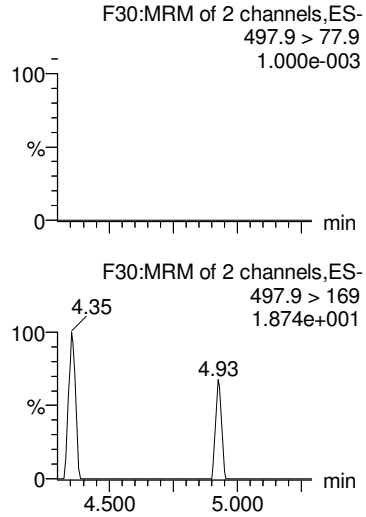

L-PFOS

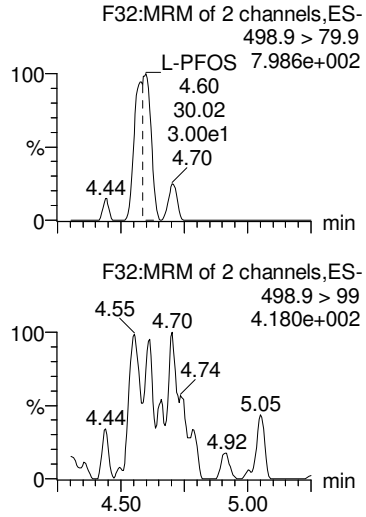

Br-PFOS

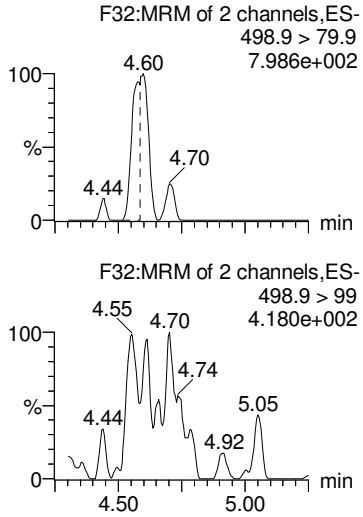

Total PFOS

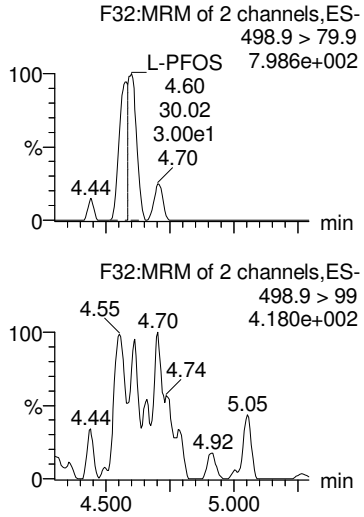

13C5-PFNA

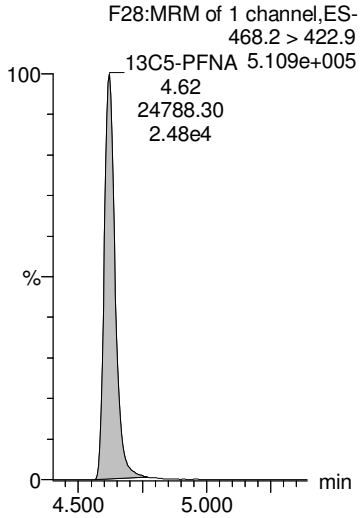

13C8-PFOSA

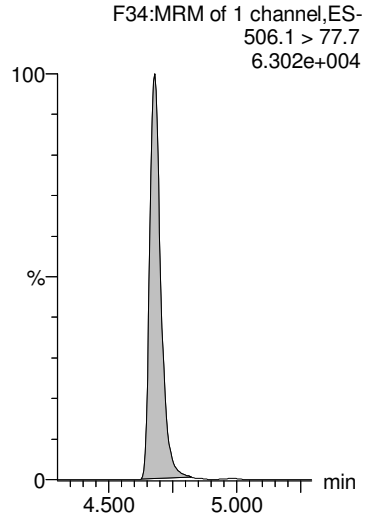

13C8-PFOS

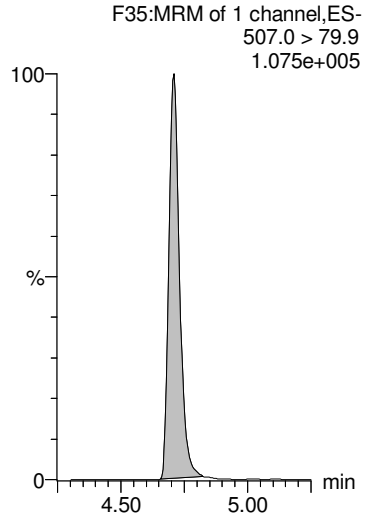

13C8-PFOS

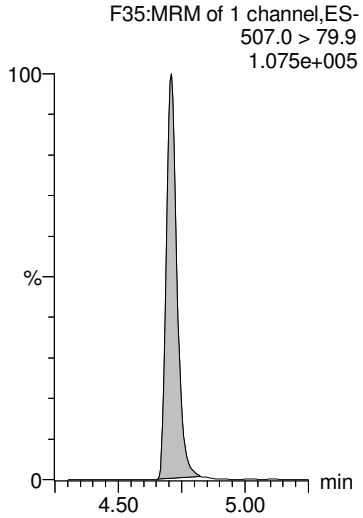

13C8-PFOS

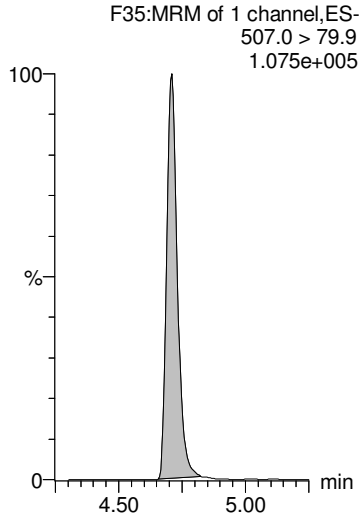

GM 9/20/2018

Dataset: Z:\Projects\PFAS.PRO\Results\180919M1\180919M1-99.qld

MMM 9/21/2018

Last Altered: Thursday, September 20, 2018 17:22:59 Pacific Daylight Time
Printed: Thursday, September 20, 2018 17:23:15 Pacific Daylight Time

Name: 180919M1_99, Date: 20-Sep-2018, Time: 09:24:27, ID: 1802860-17 PW1808281645SK 0.24178, Description: PW1808281645SK

PFDA

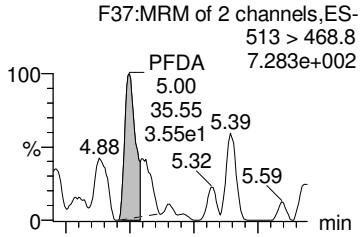

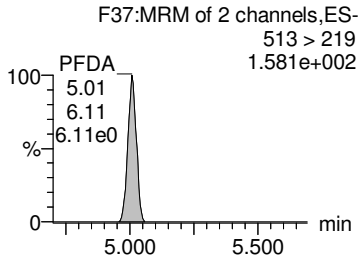

8:2 FTS

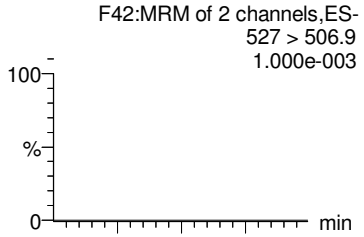

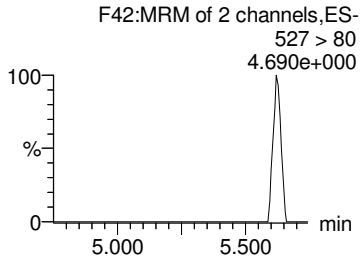

PFNS

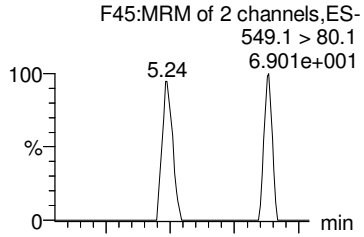

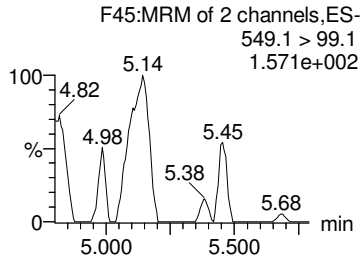

PFDS

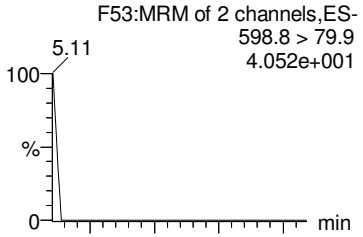

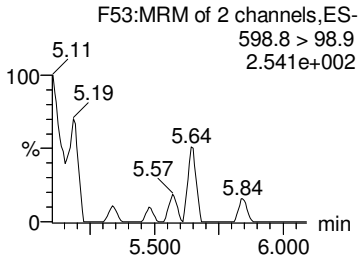

PFUdA

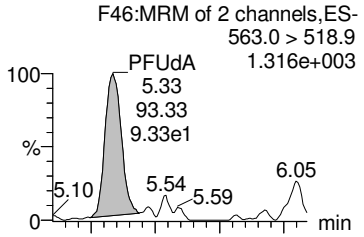

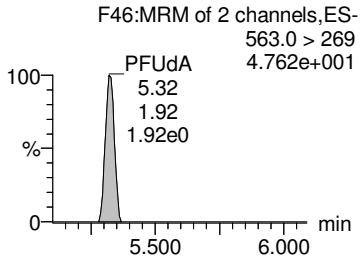

13C2-PFDA

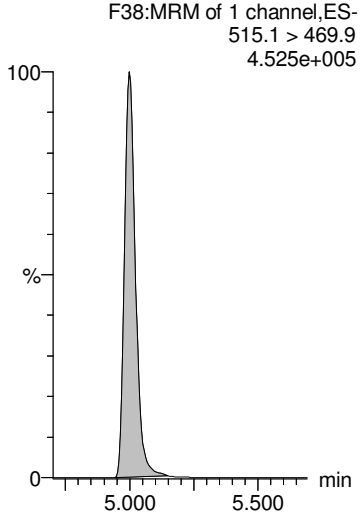

13C2-8:2 FTS

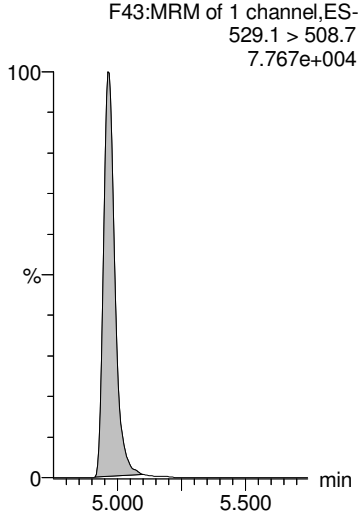

13C8-PFOS

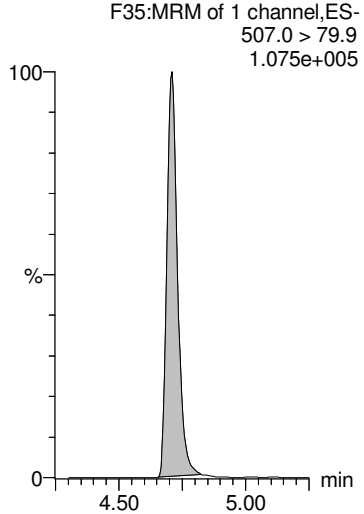

13C8-PFOS

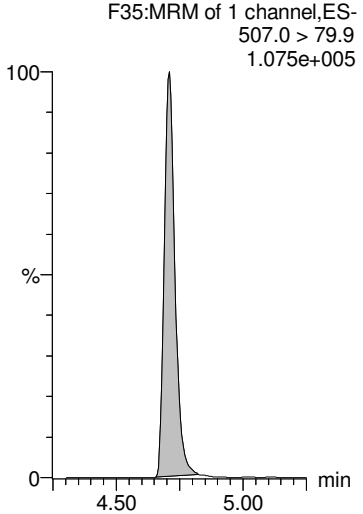

13C2-PFUdA

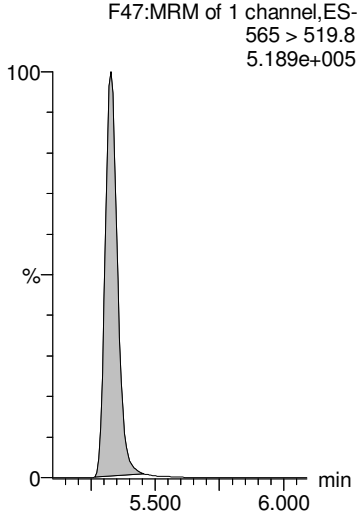

GM 9/20/2018

Dataset: Z:\Projects\PFAS.PRO\Results\180919M1\180919M1-99.qld

MMM 9/21/2018

Last Altered: Thursday, September 20, 2018 17:22:59 Pacific Daylight Time
Printed: Thursday, September 20, 2018 17:23:15 Pacific Daylight Time

Name: 180919M1_99, Date: 20-Sep-2018, Time: 09:24:27, ID: 1802860-17 PW1808281645SK 0.24178, Description: PW1808281645SK

L-MeFOSAA

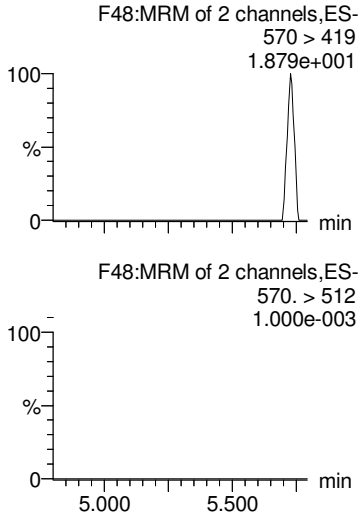

Br-MeFOSAA

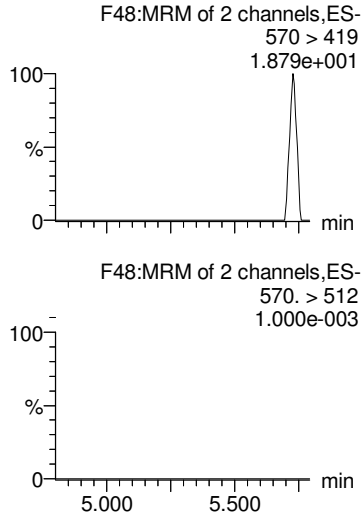

Total N-MeFOSAA

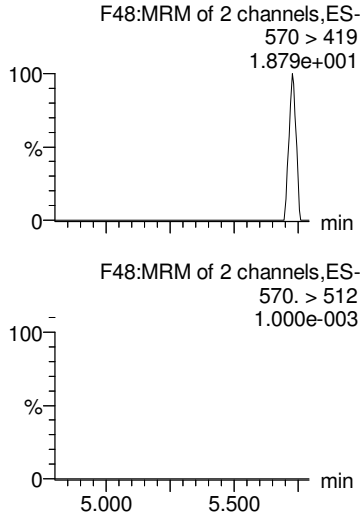

PFTrDA

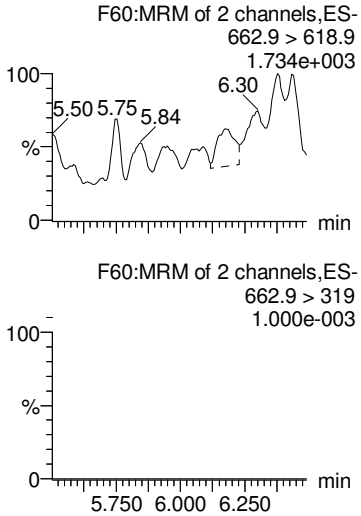

PFTeDA

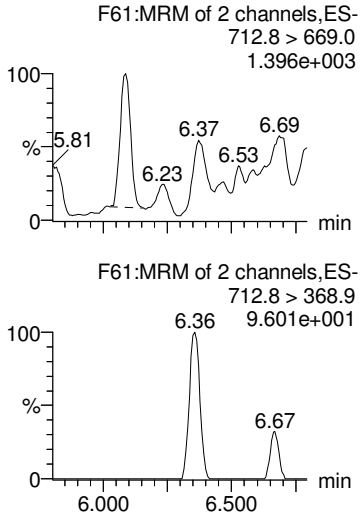

d3-N-MeFOSAA

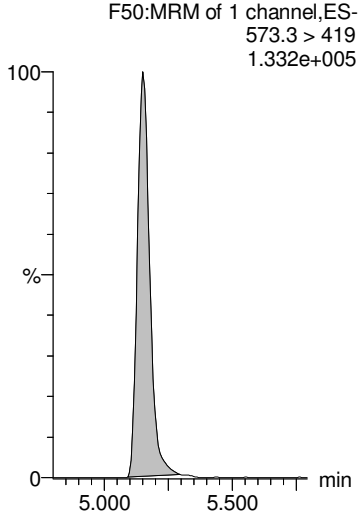

d3-N-MeFOSAA

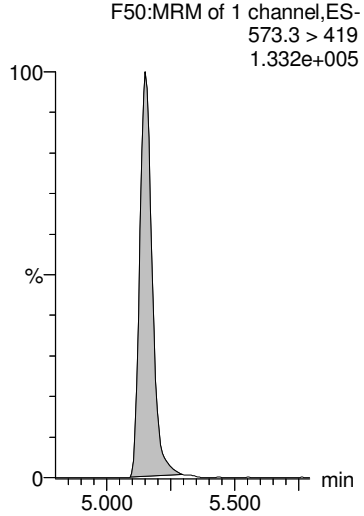

d3-N-MeFOSAA

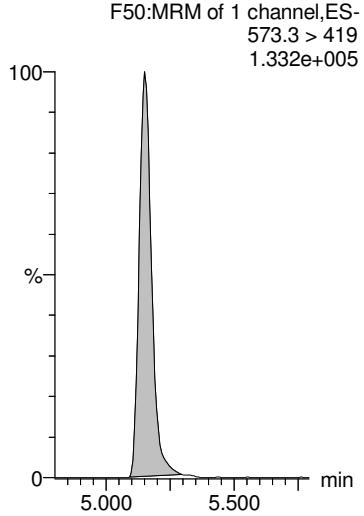

13C2-PFDoA

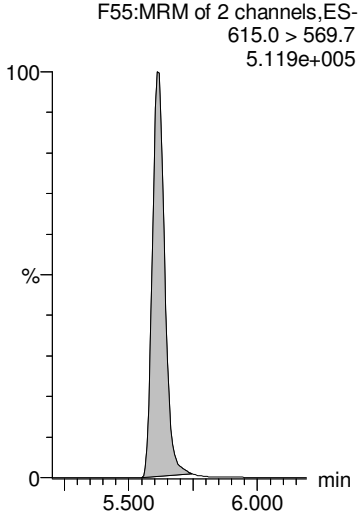

13C2-PFTeDA

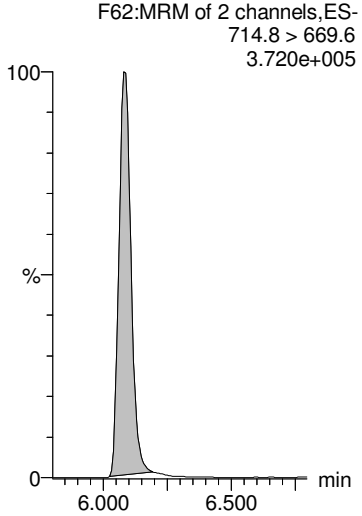

GM 9/20/2018

Dataset: Z:\Projects\PFAS.PRO\Results\180919M1\180919M1-99.qld

MMM 9/21/2018

Last Altered: Thursday, September 20, 2018 17:22:59 Pacific Daylight Time
Printed: Thursday, September 20, 2018 17:23:15 Pacific Daylight Time

Name: 180919M1_99, Date: 20-Sep-2018, Time: 09:24:27, ID: 1802860-17 PW1808281645SK 0.24178, Description: PW1808281645SK

L-EtFOSAA

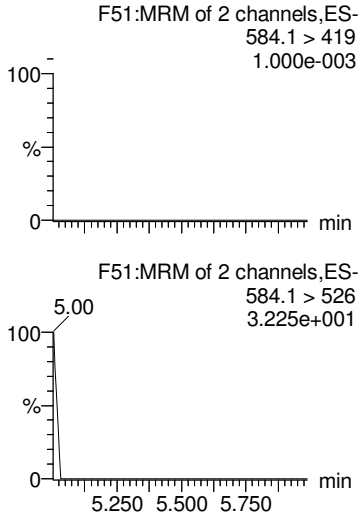

Br-ETFOSAA

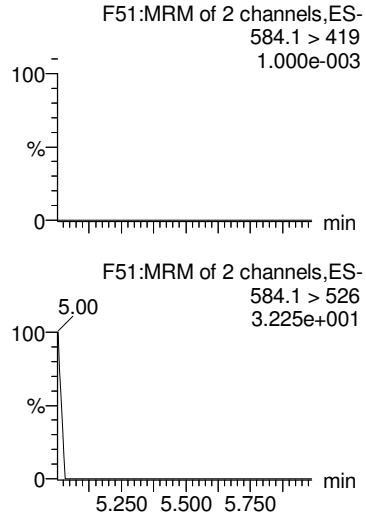

Total N-EtFOSAA

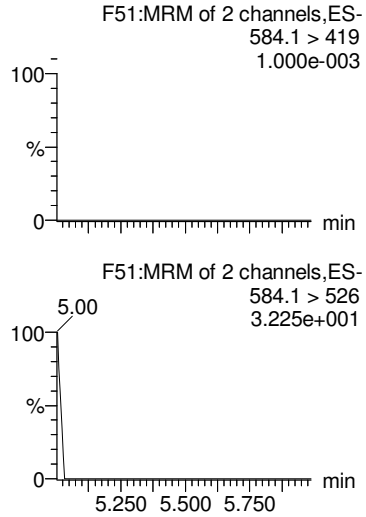

PFDoA

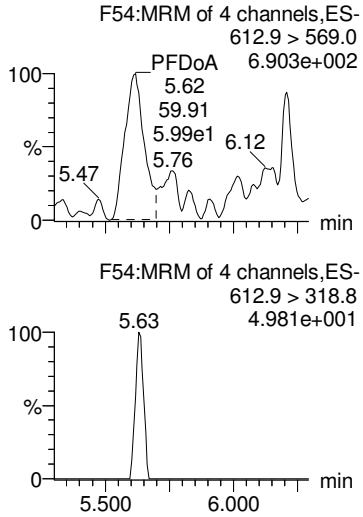

TCDA

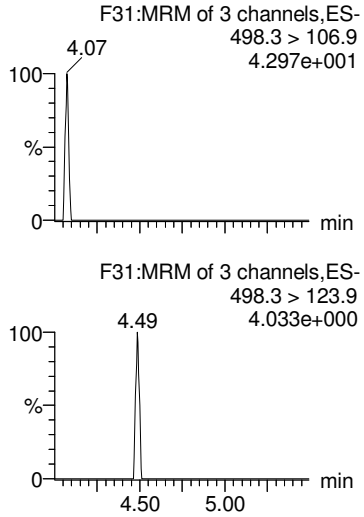

d5-N-EtFOSAA

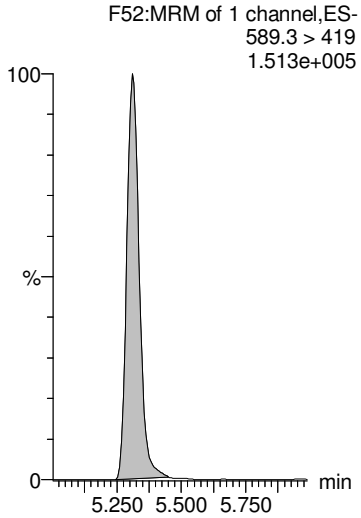

d5-N-EtFOSAA

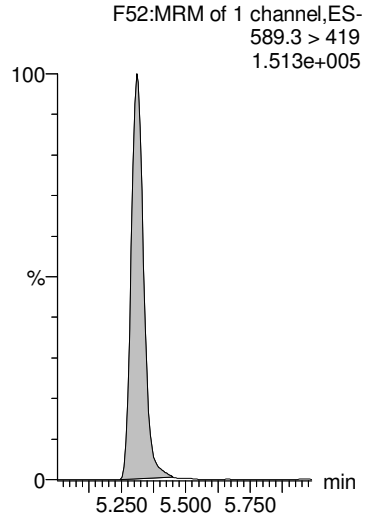

d5-N-EtFOSAA

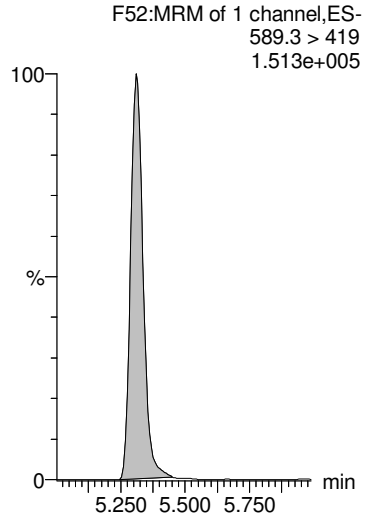

13C2-PFDoA

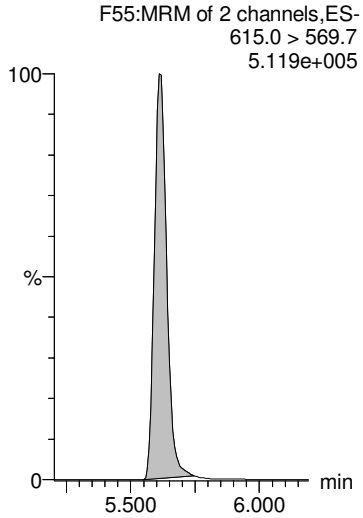

13C8-PFOS

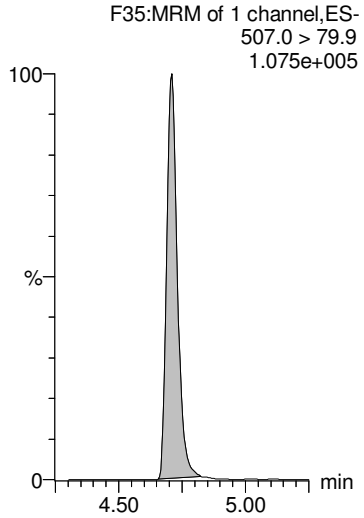

GM 9/20/2018

Dataset: Z:\Projects\PFAS.PRO\Results\180919M1\180919M1-99.qld

MMM 9/21/2018

Last Altered: Thursday, September 20, 2018 17:22:59 Pacific Daylight Time
Printed: Thursday, September 20, 2018 17:23:15 Pacific Daylight Time

Name: 180919M1_99, Date: 20-Sep-2018, Time: 09:24:27, ID: 1802860-17 PW1808281645SK 0.24178, Description: PW1808281645SK

13C4-PFBA

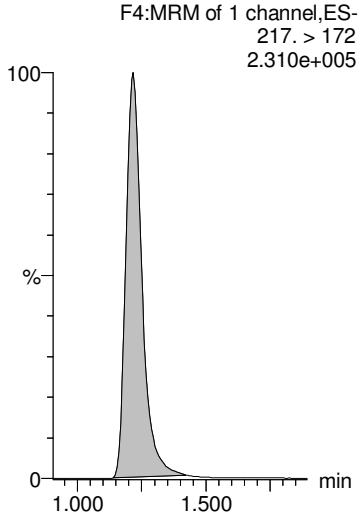

13C5-PFHxA

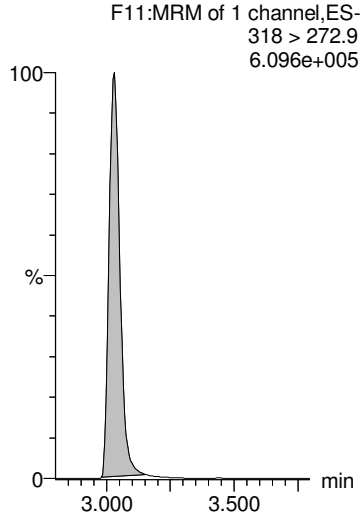

13C3-PFHxS

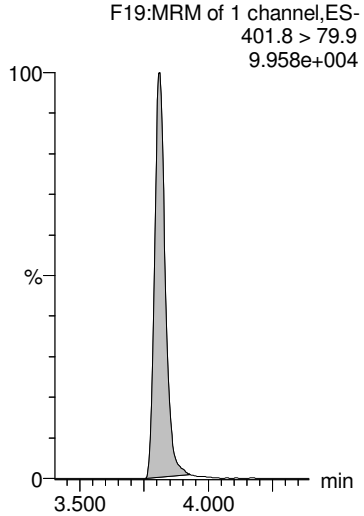

13C8-PFOA

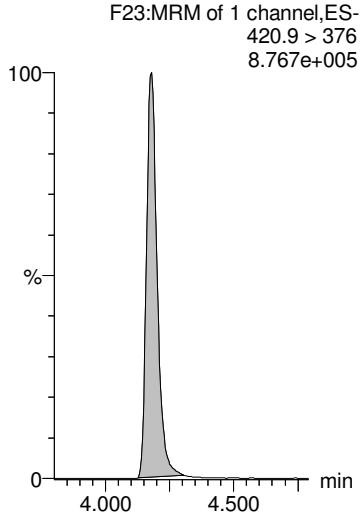

13C9-PFNA

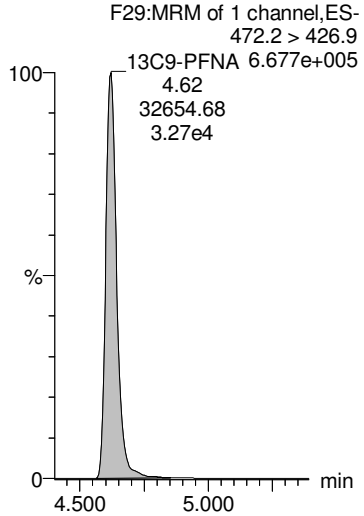

13C4-PFOS

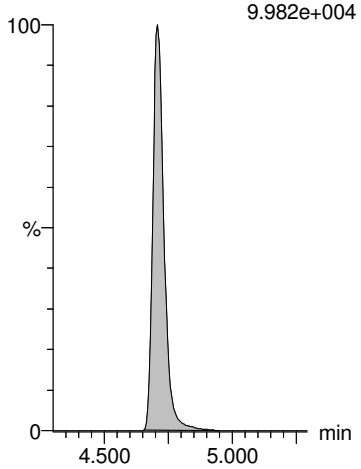

13C6-PFDA

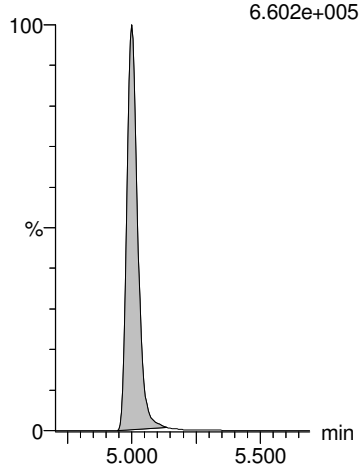

13C7-PFUdA

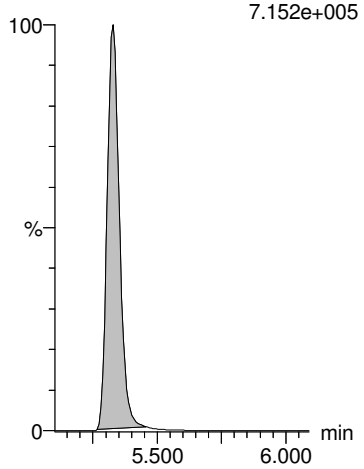

GM 9/20/2018

Dataset: Z:\Projects\PFAS.PRO\Results\180919M1\180919M1-100.qld

MMM 9/21/2018

Last Altered: Thursday, September 20, 2018 17:26:48 Pacific Daylight Time
Printed: Thursday, September 20, 2018 17:27:14 Pacific Daylight Time

Name: 180919M1_100, Date: 20-Sep-2018, Time: 09:34:59, ID: 1802860-18 SW1808291000GC 0.22098, Description: SW1808291000GC

	#	Name	Trace	Area	IS Area	Wt/Vol	RRF	RT	Response	Conc.	%Rec	Ion Ratio	Ratio Out?
1	1	PFBA	213.0 > 168.8	2.79e2	1.15e4	0.221	0.000	1.21	0.303	1.1421			
2	2	PFPeA	263.1 > 218.9		1.52e4	0.221							
3	3	PFBS	299.0 > 79.7	2.74e1	2.29e3	0.221	0.000	2.51	0.150	0.7770		3.51	YES
4	4	4:2 FTS	327.2>307.2		4.23e3	0.221							
5	5	PFHxA	313 > 269	4.43e2	1.00e4	0.221	0.000	3.02	0.222	0.9069		13.3	NO
6	36	13C3-PFBA	216.1 > 171.8	1.15e4	1.52e4	0.221	0.757	1.22	9.46	56.9766	100.7		
7	37	13C3-PFPeA	266. > 221.8	1.52e4	2.76e4	0.221	0.549	2.21	6.87	55.1649	97.5		
8	38	13C3-PFBS	302. > 98.8	2.29e3	4.58e3	0.221	0.500	2.52	6.25	56.2561	99.5		
9	39	13C2-4:2 FTS	329.2>308.9	4.23e3	4.58e3	0.221	0.923	2.94	11.5	47.8688	84.6		
10	40	13C2-PFHxA	315 > 270	1.00e4	2.76e4	0.221	0.906	3.03	4.53	21.7392	96.1		
11	-1												
12	7	PFHpA	363.0 > 318.9	1.87e2	1.56e4	0.221	0.000	3.65	0.150	0.5751		41.7	YES
13	6	PFPeS	349.1>80.1		2.29e3	0.221							
14	8	L-PFHxS	398.9 > 79.6	1.48e2	1.78e3	0.221	0.000	3.81	1.04	2.5768		1.44	NO
15	9	Br-PFHxS	398.9 > 79.6		1.78e3	0.221							
16	68	Total PFHxS	398.9 > 79.6	1.48e2	1.78e3	0.221			1.04	2.5768			
17	41	13C4-PFHpA	367.2 > 321.8	1.56e4	2.76e4	0.221	0.566	3.65	7.07	56.7083	100.3		
18	38	13C3-PFBS	302. > 98.8	2.29e3	4.58e3	0.221	0.500	2.52	6.25	56.2561	99.5		
19	42	18O2-PFHxS	403.0 > 102.6	1.78e3	4.58e3	0.221	0.388	3.81	4.85	54.9208	97.1		
20	42	18O2-PFHxS	403.0 > 102.6	1.78e3	4.58e3	0.221	0.388	3.81	4.85	54.9208	97.1		
21	42	18O2-PFHxS	403.0 > 102.6	1.78e3	4.58e3	0.221	0.388	3.81	4.85	54.9208	97.1		
22	-1												
23	10	6:2 FTS	427.1 > 407	5.07e1	4.88e3	0.221	0.000	4.13	0.130	0.5438		8.18	YES
24	13	PFHpS	449 > 80.0		4.88e3	0.221							
25	11	L-PFOA	412.8 > 368.9	6.44e2	2.58e4	0.221	0.000	4.18	0.312	0.9026		4.88	YES
26	12	Br-PFOA	412.8 > 368.9		2.58e4	0.221							
27	69	Total PFOA	412.8 > 368.9	6.44e2	2.58e4	0.221			0.312	0.9026			
28	43	13C2-6:2 FTS	429.1 > 408.9	4.88e3	4.91e3	0.221	0.993	4.12	12.4	48.3611	85.5		
29	44	13C2-PFOA	414.9 > 369.7	2.58e4	3.87e4	0.221	0.667	4.18	8.33	53.7387	95.0		
30	44	13C2-PFOA	414.9 > 369.7	2.58e4	3.87e4	0.221	0.667	4.18	8.33	53.7387	95.0		
31	44	13C2-PFOA	414.9 > 369.7	2.58e4	3.87e4	0.221	0.667	4.18	8.33	53.7387	95.0		
32	44	13C2-PFOA	414.9 > 369.7	2.58e4	3.87e4	0.221	0.667	4.18	8.33	53.7387	95.0		
33	-1												
34	14	PFNA	463.0 > 418.8	1.20e2	2.43e4	0.221	0.000	4.62	0.0619	0.1893		16.6	YES
35	15	PFOSA	497.9 > 77.9		2.97e3	0.221							
36	16	L-PFOS	498.9 > 79.9	2.09e2	4.88e3	0.221	0.000	4.71	0.535	2.3860		1.41	NO
37	17	Br-PFOS	498.9 > 79.9	1.59e2	4.88e3	0.221	0.000	4.57	0.407	1.8023		5.80	NO

GM 9/20/2018

Dataset: Z:\Projects\PFAS.PRO\Results\180919M1\180919M1-100.qld

MMM 9/21/2018

Last Altered: Thursday, September 20, 2018 17:26:48 Pacific Daylight Time
Printed: Thursday, September 20, 2018 17:27:14 Pacific Daylight Time

Name: 180919M1_100, Date: 20-Sep-2018, Time: 09:34:59, ID: 1802860-18 SW1808291000GC 0.22098, Description: SW1808291000GC

	#	Name	Trace	Area	IS Area	Wt/Vol	RRF	RT	Response	Conc.	%Rec	Ion Ratio	Ratio Out?
38	70	Total PFOS	498.9 > 79.9	3.68e2	4.88e3	0.221			0.942	4.1883			
39	45	13C5-PFNA	468.2 > 422.9	2.43e4	2.93e4	0.221	0.829	4.62	10.4	48.5156	85.8		
40	46	13C8-PFOSA	506.1 > 77.7	2.97e3	3.54e4	0.221	0.0838	4.68	1.05	28.4720	50.3		
41	47	13C8-PFOS	507.0 > 79.9	4.88e3	4.91e3	0.221	0.994	4.70	12.4	53.6779	94.9		
42	47	13C8-PFOS	507.0 > 79.9	4.88e3	4.91e3	0.221	0.994	4.70	12.4	53.6779	94.9		
43	47	13C8-PFOS	507.0 > 79.9	4.88e3	4.91e3	0.221	0.994	4.70	12.4	53.6779	94.9		
44	-1												
45	18	PFDA	513 > 468.8	3.18e1	2.38e4	0.221	0.000	5.00	0.0167			19.7	YES
46	19	8:2 FTS	527 > 506.9		3.75e3	0.221							
47	20	PFNS	549.1 > 80.1		4.88e3	0.221							
48	26	PFDS	598.8 > 79.9		4.88e3	0.221							
49	25	PFUdA	563.0 > 518.9	7.80e1	3.04e4	0.221	0.000	5.33	0.0321	0.0992		6.44	YES
50	48	13C2-PFDA	515.1 > 469.9	2.38e4	3.00e4	0.221	0.794	5.00	9.93	48.8092	86.3		
51	49	13C2-8:2 FTS	529.1 > 508.7	3.75e3	4.91e3	0.221	0.763	4.96	9.54	47.6695	84.3		
52	47	13C8-PFOS	507.0 > 79.9	4.88e3	4.91e3	0.221	0.994	4.70	12.4	53.6779	94.9		
53	47	13C8-PFOS	507.0 > 79.9	4.88e3	4.91e3	0.221	0.994	4.70	12.4	53.6779	94.9		
54	51	13C2-PFUdA	565 > 519.8	3.04e4	3.54e4	0.221	0.857	5.33	10.7	49.6883	87.8		
55	-1												
56	21	L-MeFOSAA	570 > 419		7.27e3	0.221							
57	22	Br-MeFOSAA	570. > 419		7.27e3	0.221							
58	71	Total N-MeFOSAA	570. > 419	0.00e0	7.27e3	0.221			0.000				
59	29	PFTrDA	662.9 > 618.9		2.85e4	0.221							
60	30	PFTeDA	712.8 > 669.0	6.43e1	1.98e4	0.221	0.000	6.09	0.0406			27.1	YES
61	50	d3-N-MeFOSAA	573.3 > 419	7.27e3	3.54e4	0.221	0.205	5.15	2.56	50.4157	89.1		
62	50	d3-N-MeFOSAA	573.3 > 419	7.27e3	3.54e4	0.221	0.205	5.15	2.56	50.4157	89.1		
63	50	d3-N-MeFOSAA	573.3 > 419	7.27e3	3.54e4	0.221	0.205	5.15	2.56	50.4157	89.1		
64	53	13C2-PFDoA	615.0 > 569.7	2.85e4	3.00e4	0.221	0.949	5.61	11.9	48.7162	86.1		
65	55	13C2-PFTeDA	714.8 > 669.6	1.98e4	3.54e4	0.221	0.559	6.08	6.98	49.7164	87.9		
66	-1												
67	23	L-EtFOSAA	584.1 > 419		7.99e3	0.221							
68	24	Br-ETFOSAA	584.1 > 419		7.99e3	0.221							
69	72	Total N-EtFOSAA	584.1 > 419	0.00e0	7.99e3	0.221			0.000				
70	27	PFDoA	612.9 > 569.0		2.85e4	0.221							
71	73	TCDA	498.3>106.9			0.221							
72	52	d5-N-EtFOSAA	589.3 > 419	7.99e3	3.54e4	0.221	0.225	5.31	2.82	49.7904	88.0		
73	52	d5-N-EtFOSAA	589.3 > 419	7.99e3	3.54e4	0.221	0.225	5.31	2.82	49.7904	88.0		
74	52	d5-N-EtFOSAA	589.3 > 419	7.99e3	3.54e4	0.221	0.225	5.31	2.82	49.7904	88.0		

GM 9/20/2018

Dataset: Z:\Projects\PFAS.PRO\Results\180919M1\180919M1-100.qld

MMM 9/21/2018

Last Altered: Thursday, September 20, 2018 17:26:48 Pacific Daylight Time
Printed: Thursday, September 20, 2018 17:27:14 Pacific Daylight Time

Name: 180919M1_100, Date: 20-Sep-2018, Time: 09:34:59, ID: 1802860-18 SW1808291000GC 0.22098, Description: SW1808291000GC

	#	Name	Trace	Area	IS Area	Wt/Vol	RRF	RT	Response	Conc.	%Rec	Ion Ratio	Ratio Out?
75	53	13C2-PFDoA	615.0 > 569.7	2.85e4	3.00e4	0.221	0.949	5.61	11.9	48.7162	86.1		
76	47	13C8-PFOS	507.0 > 79.9	4.88e3	4.91e3	0.221	0.994	4.70	12.4	53.6779	94.9		
77	-1												
78	60	13C4-PFBA	217. > 172	1.52e4	1.52e4	0.221	1.00	1.22	12.5	56.5662	100.0		
79	61	13C5-PFHxA	318 > 272.9	2.76e4	2.76e4	0.221	1.00	3.03	12.5	56.5662	100.0		
80	62	13C3-PFHxS	401.8 > 79.9	4.58e3	4.58e3	0.221	1.00	3.81	12.5	56.5662	100.0		
81	63	13C8-PFOA	420.9 > 376	3.87e4	3.87e4	0.221	1.00	4.18	12.5	56.5662	100.0		
82	64	13C9-PFNA	472.2 > 426.9	2.93e4	2.93e4	0.221	1.00	4.62	12.5	56.5662	100.0		
83	65	13C4-PFOS	503 > 79.9	4.91e3	4.91e3	0.221	1.00	4.71	12.5	56.5662	100.0		
84	66	13C6-PFDA	519.1 > 473.7	3.00e4	3.00e4	0.221	1.00	5.00	12.5	56.5662	100.0		
85	67	13C7-PFUdA	570.1 > 524.8	3.54e4	3.54e4	0.221	1.00	5.33	12.5	56.5662	100.0		

GM 9/20/2018

Dataset: Z:\Projects\PFAS.PRO\Results\180919M1\180919M1-100.qld

MMM 9/21/2018

Last Altered: Thursday, September 20, 2018 17:26:48 Pacific Daylight Time
Printed: Thursday, September 20, 2018 17:27:14 Pacific Daylight Time

Method: Z:\Projects\PFAS.pro\MethDB\PFAS_FULL_80C_091918.mdb 20 Sep 2018 08:42:56
Calibration: Z:\Projects\PFAS.pro\CurveDB\C18_VAL-PFAS_Q4_09-18-18.cdb 19 Sep 2018 09:23:23

Name: 180919M1_100, Date: 20-Sep-2018, Time: 09:34:59, ID: 1802860-18 SW1808291000GC 0.22098, Description: SW1808291000GC

PFBA

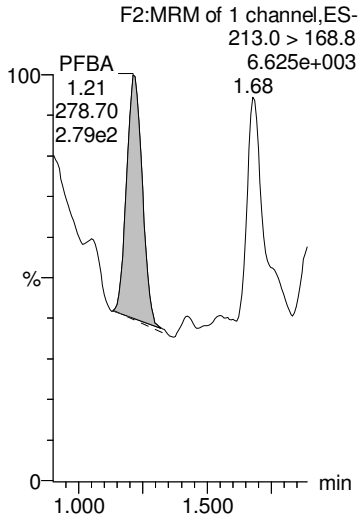

PFPeA

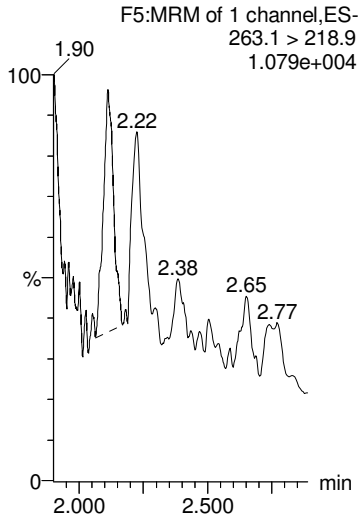

PFBS

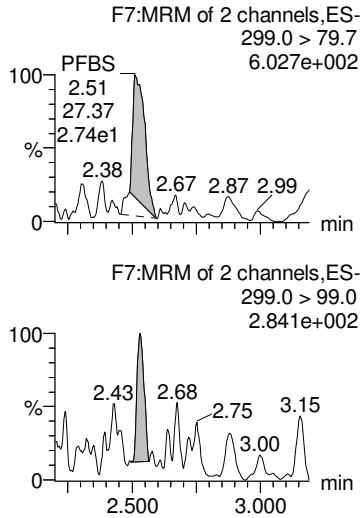

4:2 FTS

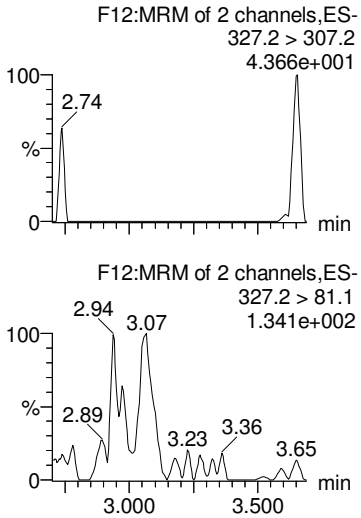

PFHxA

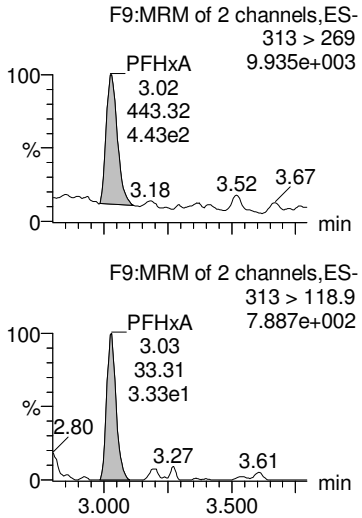

13C3-PFBA

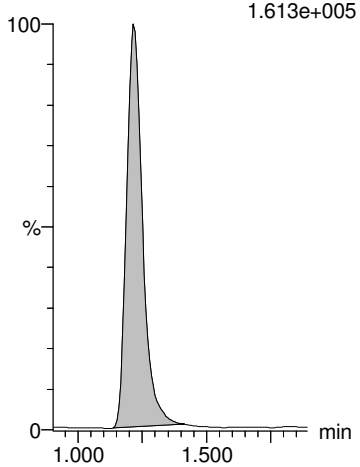

13C3-PFPeA

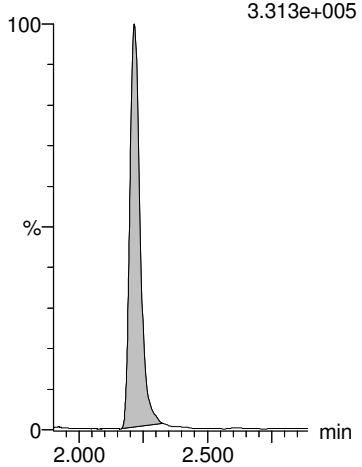

13C3-PFBS

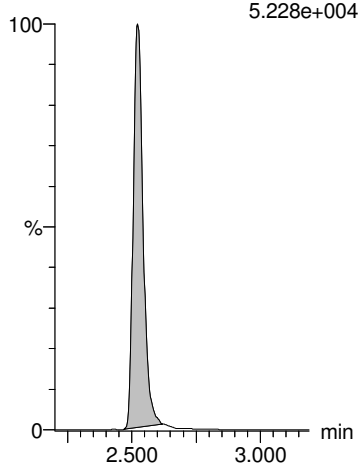

13C2-4:2 FTS

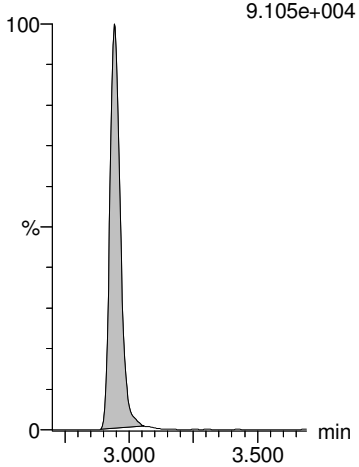

13C2-PFHxA

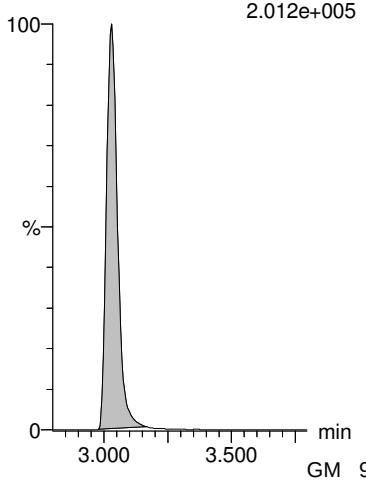

GM 9/20/2018

Dataset: Z:\Projects\PFAS.PRO\Results\180919M1\180919M1-100.qld

MMM 9/21/2018

Last Altered: Thursday, September 20, 2018 17:26:48 Pacific Daylight Time
Printed: Thursday, September 20, 2018 17:27:14 Pacific Daylight Time

Name: 180919M1_100, Date: 20-Sep-2018, Time: 09:34:59, ID: 1802860-18 SW1808291000GC 0.22098, Description: SW1808291000GC

PFHpA

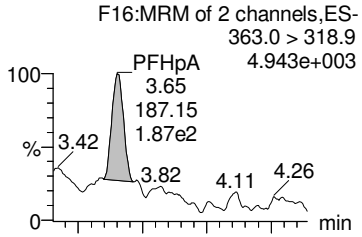

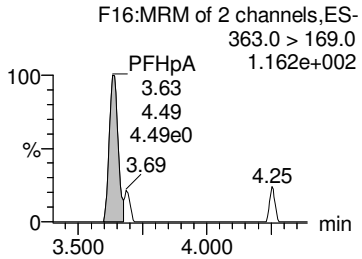

PFPeS

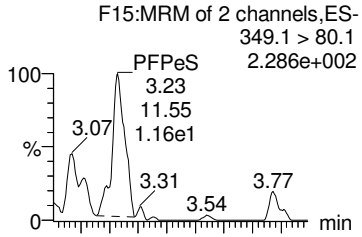

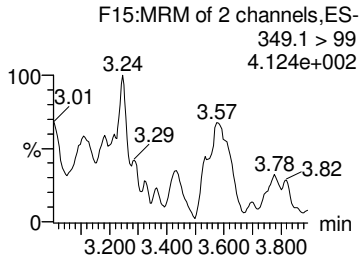

L-PFHxS

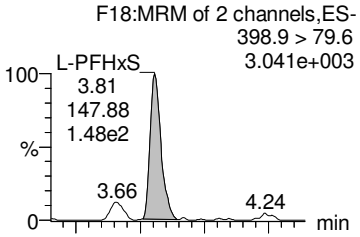

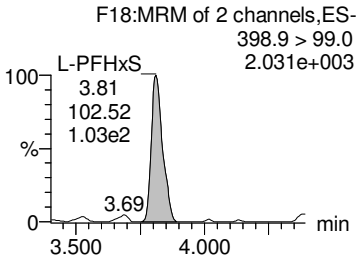

Br-PFHxS

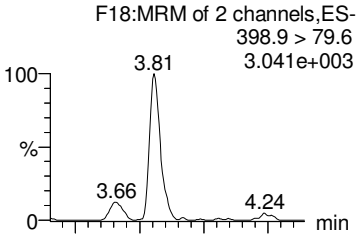

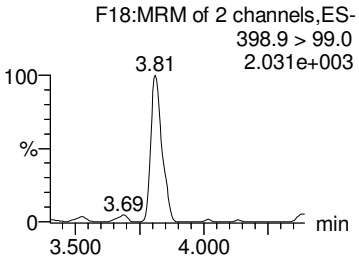

Total PFHxS

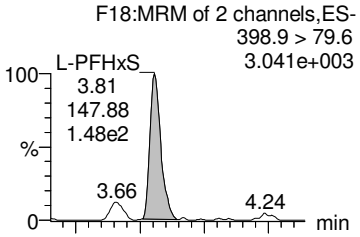

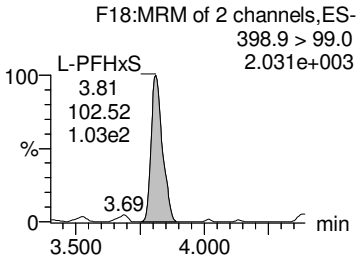

13C4-PFHpA

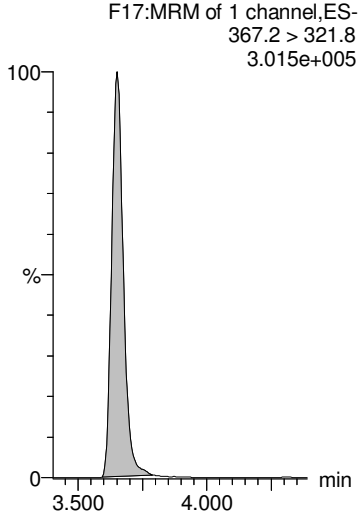

13C3-PFBS

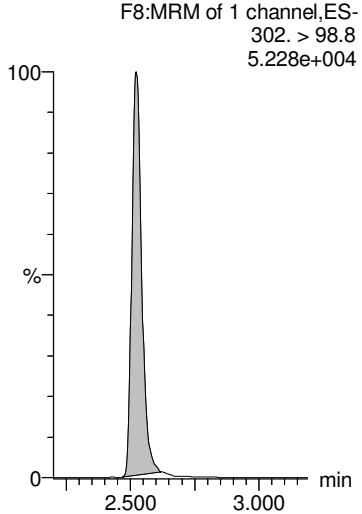

18O2-PFHxS

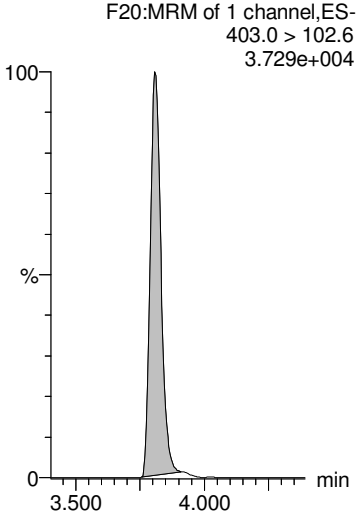

18O2-PFHxS

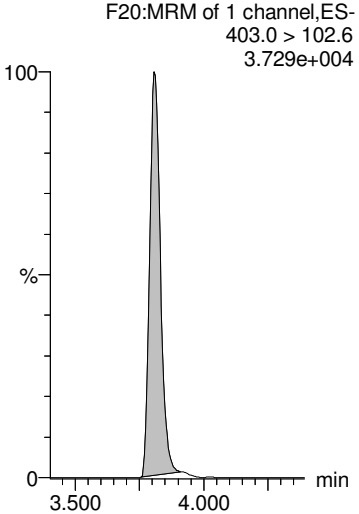

18O2-PFHxS

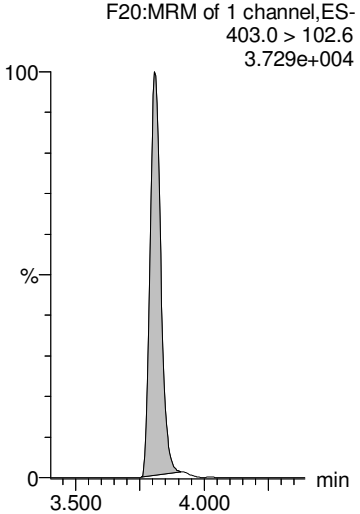

GM 9/20/2018

Dataset: Z:\Projects\PFAS.PRO\Results\180919M1\180919M1-100.qld

MMM 9/21/2018

Last Altered: Thursday, September 20, 2018 17:26:48 Pacific Daylight Time
Printed: Thursday, September 20, 2018 17:27:14 Pacific Daylight Time

Name: 180919M1_100, Date: 20-Sep-2018, Time: 09:34:59, ID: 1802860-18 SW1808291000GC 0.22098, Description: SW1808291000GC

6:2 FTS

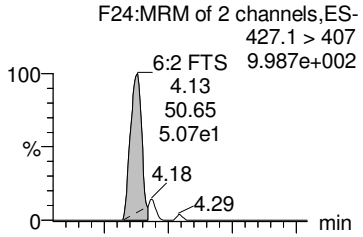

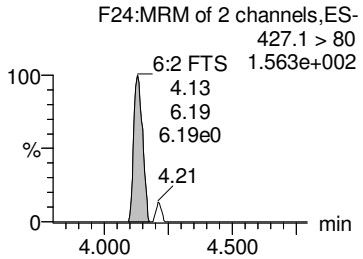

PFHpS

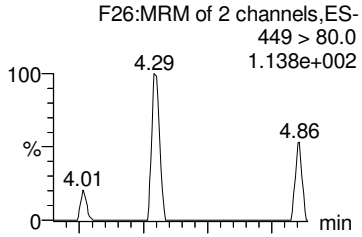

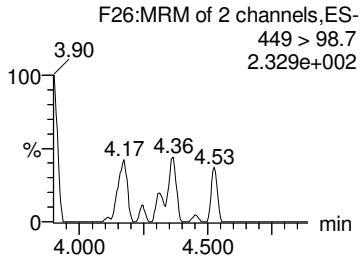

L-PFOA

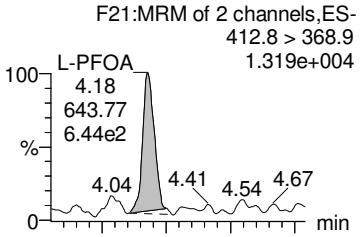

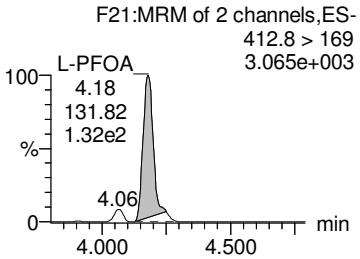

Br-PFOA

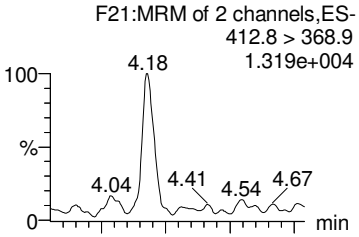

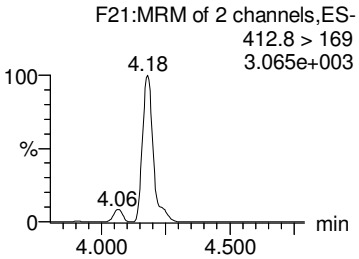

Total PFOA

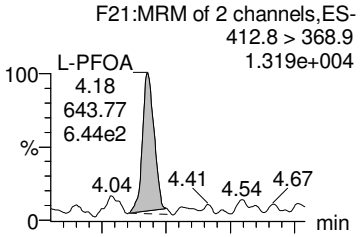

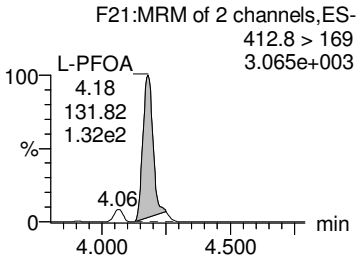

13C2-6:2 FTS

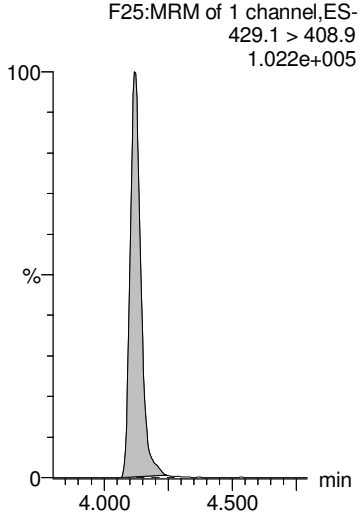

13C2-PFOA

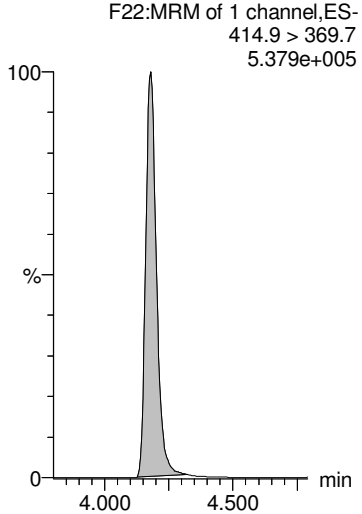

13C2-PFOA

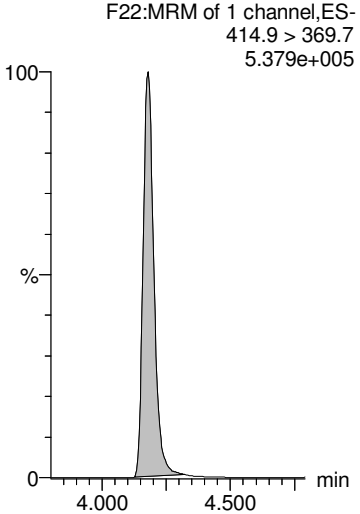

13C2-PFOA

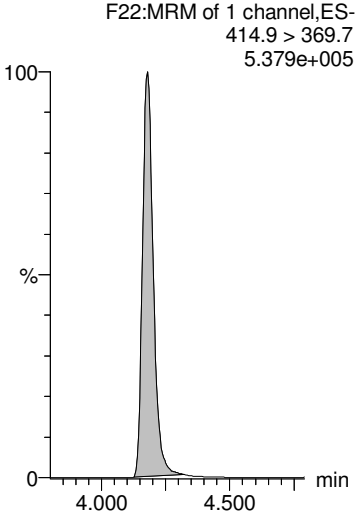

13C2-PFOA

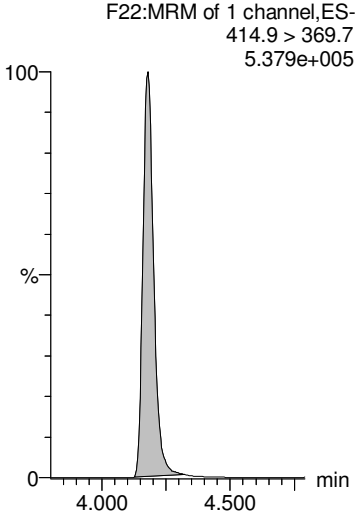

GM 9/20/2018

Dataset: Z:\Projects\PFAS.PRO\Results\180919M1\180919M1-100.qld

MMM 9/21/2018

Last Altered: Thursday, September 20, 2018 17:26:48 Pacific Daylight Time
Printed: Thursday, September 20, 2018 17:27:14 Pacific Daylight Time

Name: 180919M1_100, Date: 20-Sep-2018, Time: 09:34:59, ID: 1802860-18 SW1808291000GC 0.22098, Description: SW1808291000GC

PFNA

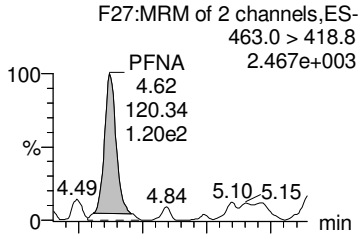

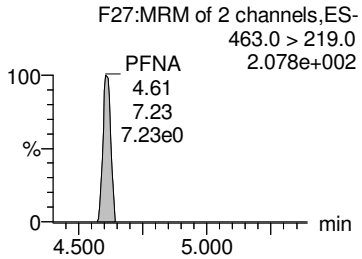

PFOSA

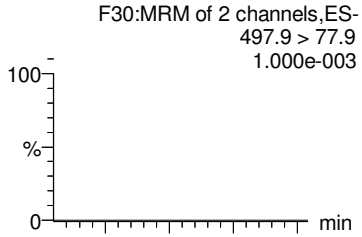

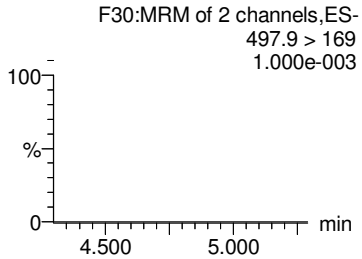

L-PFOS

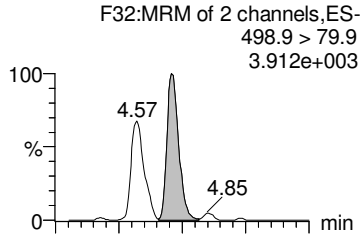

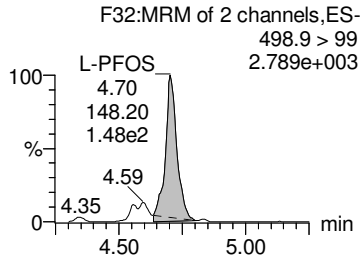

Br-PFOS

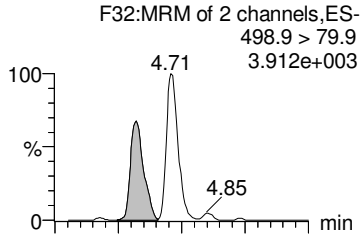

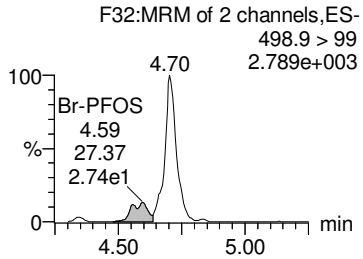

Total PFOS

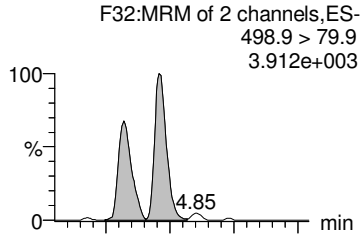

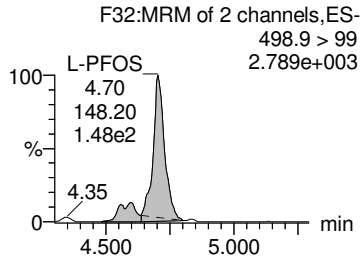

13C5-PFNA

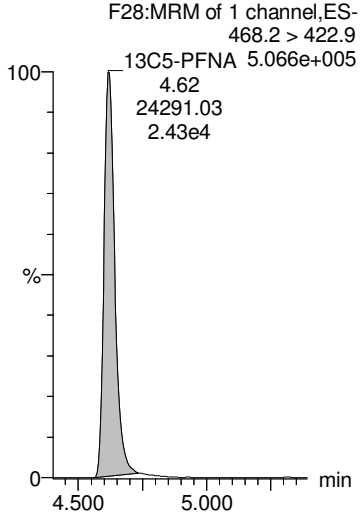

13C8-PFOSA

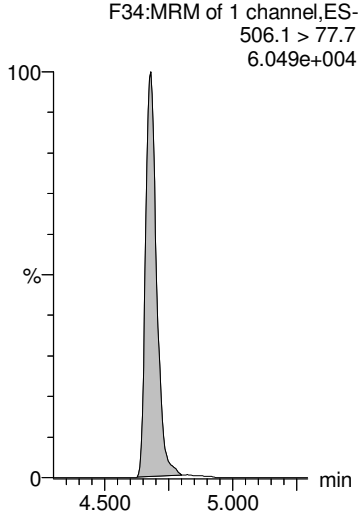

13C8-PFOS

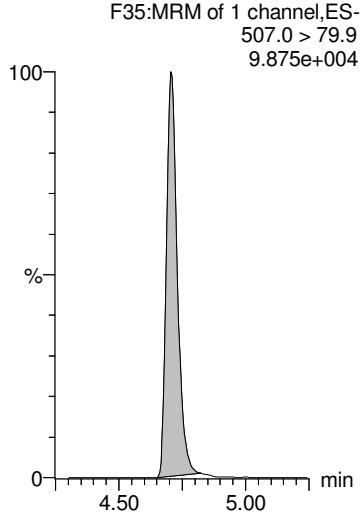

13C8-PFOS

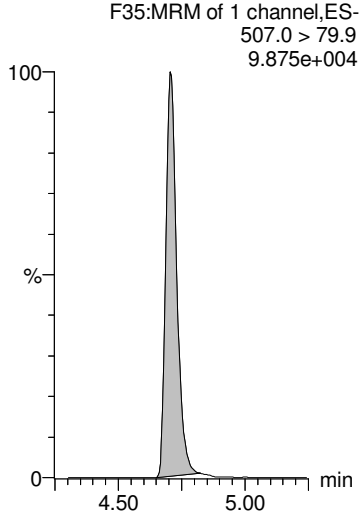

13C8-PFOS

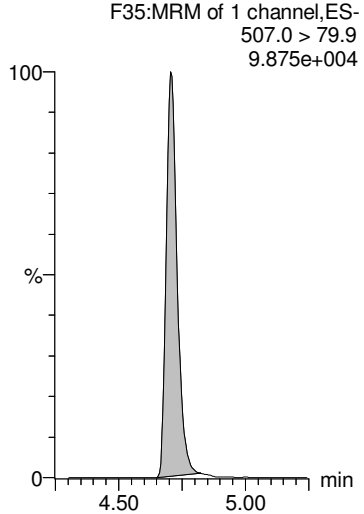

GM 9/20/2018

Dataset: Z:\Projects\PFAS.PRO\Results\180919M1\180919M1-100.qld

MMM 9/21/2018

Last Altered: Thursday, September 20, 2018 17:26:48 Pacific Daylight Time
Printed: Thursday, September 20, 2018 17:27:14 Pacific Daylight Time

Name: 180919M1_100, Date: 20-Sep-2018, Time: 09:34:59, ID: 1802860-18 SW1808291000GC 0.22098, Description: SW1808291000GC

PFDA

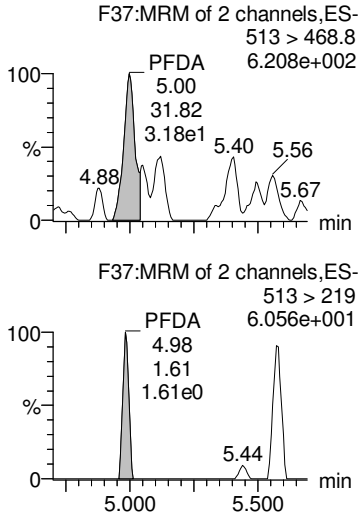

8:2 FTS

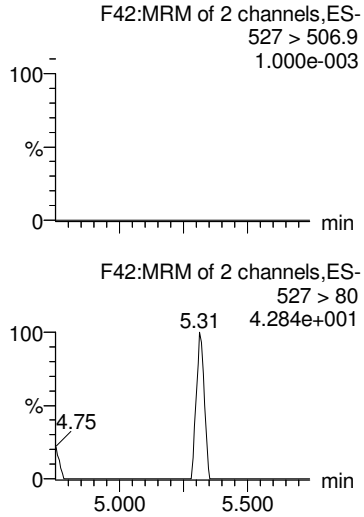

PFNS

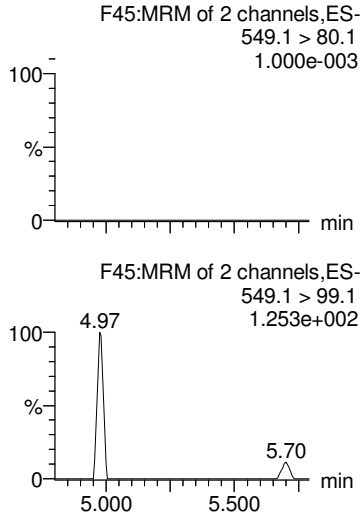

PFDS

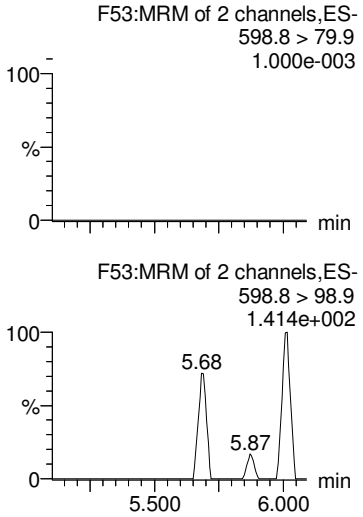

PFUdA

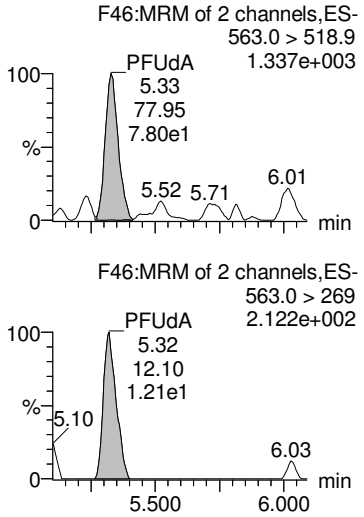

13C2-PFDA

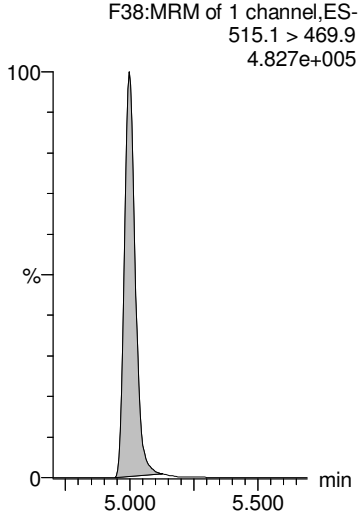

13C2-8:2 FTS

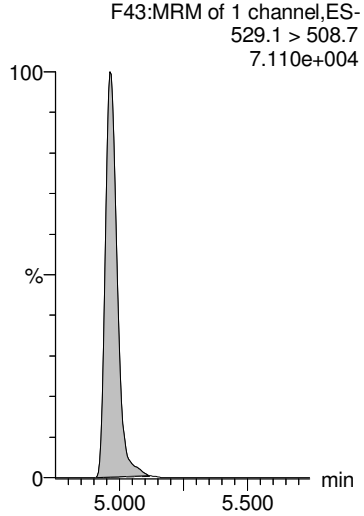

13C8-PFOS

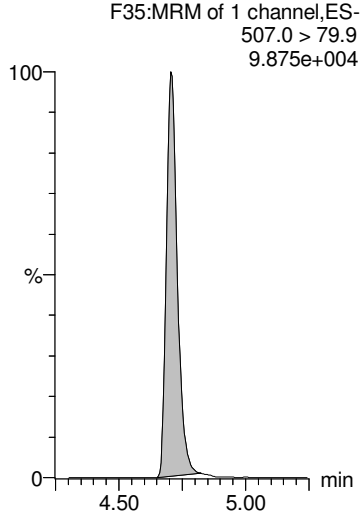

13C8-PFOS

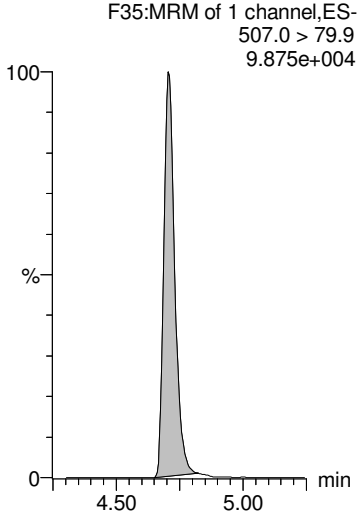

13C2-PFUdA

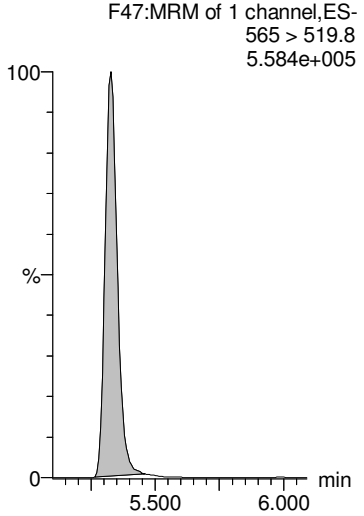

GM 9/20/2018

Dataset: Z:\Projects\PFAS.PRO\Results\180919M1\180919M1-100.qld

MMM 9/21/2018

Last Altered: Thursday, September 20, 2018 17:26:48 Pacific Daylight Time
Printed: Thursday, September 20, 2018 17:27:14 Pacific Daylight Time

Name: 180919M1_100, Date: 20-Sep-2018, Time: 09:34:59, ID: 1802860-18 SW1808291000GC 0.22098, Description: SW1808291000GC

L-MeFOSAA

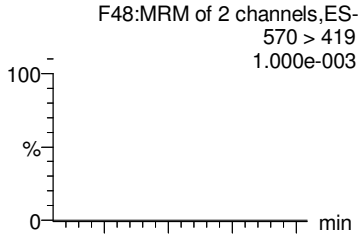

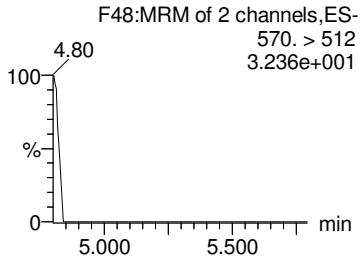

Br-MeFOSAA

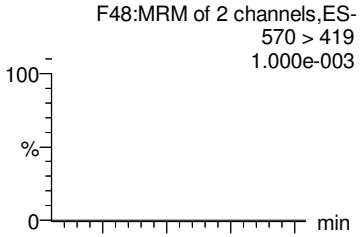

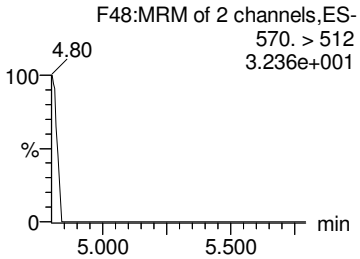

Total N-MeFOSAA

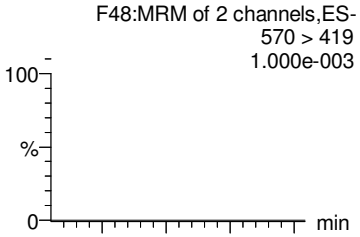

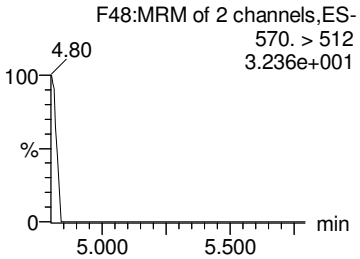

PFTrDA

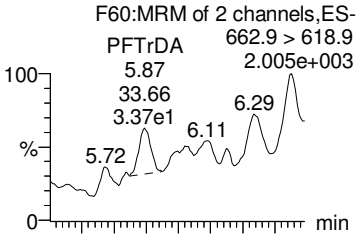

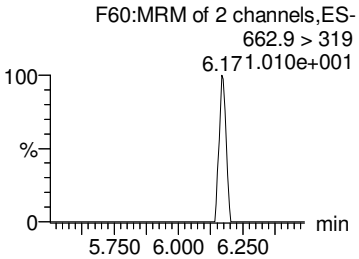

PFTeDA

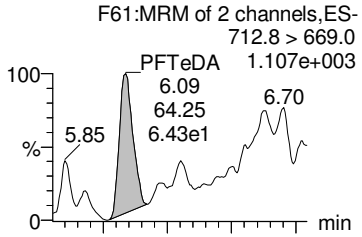

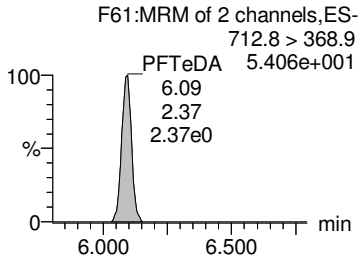

d3-N-MeFOSAA

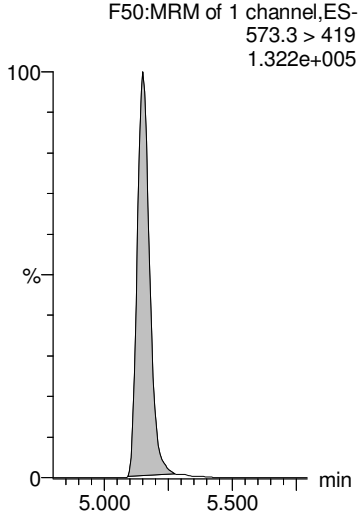

d3-N-MeFOSAA

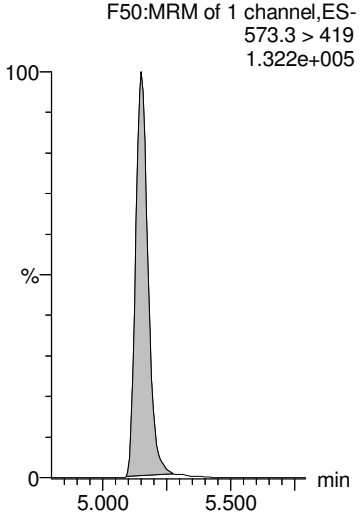

d3-N-MeFOSAA

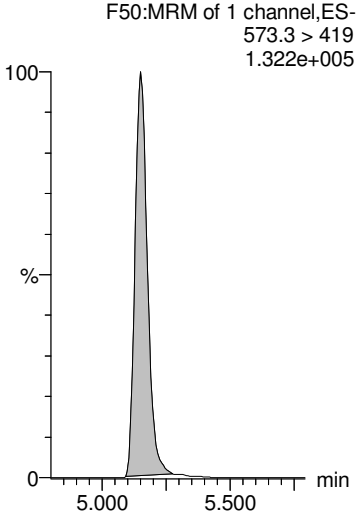

13C2-PFDoA

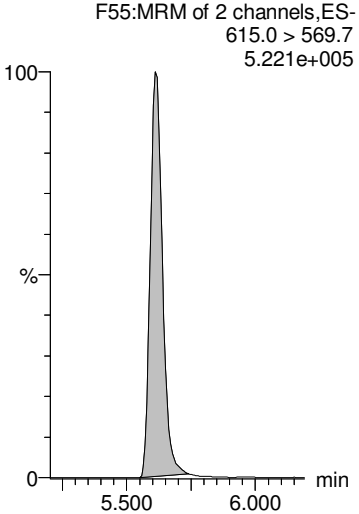

13C2-PFTeDA

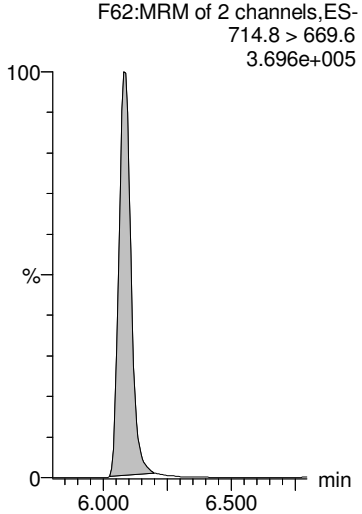

GM 9/20/2018

Dataset: Z:\Projects\PFAS.PRO\Results\180919M1\180919M1-100.qld

MMM 9/21/2018

Last Altered: Thursday, September 20, 2018 17:26:48 Pacific Daylight Time
Printed: Thursday, September 20, 2018 17:27:14 Pacific Daylight Time

Name: 180919M1_100, Date: 20-Sep-2018, Time: 09:34:59, ID: 1802860-18 SW1808291000GC 0.22098, Description: SW1808291000GC

L-EtFOSAA

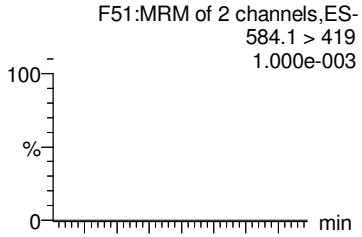

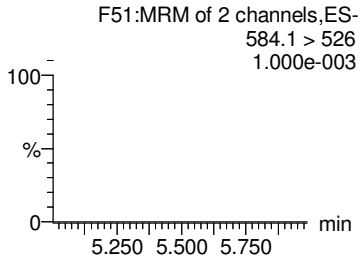

Br-ETFOSAA

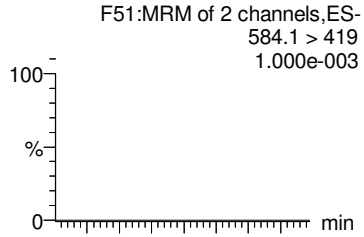

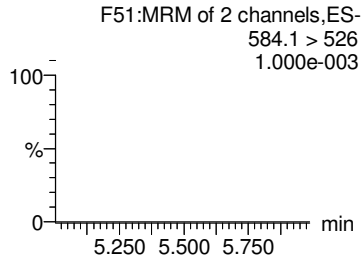

Total N-EtFOSAA

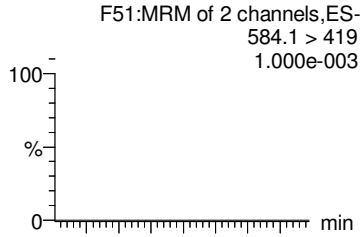

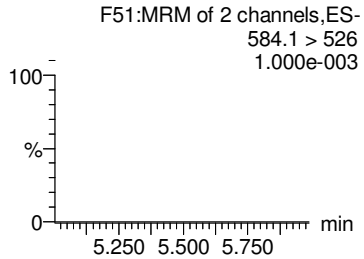

PFDoA

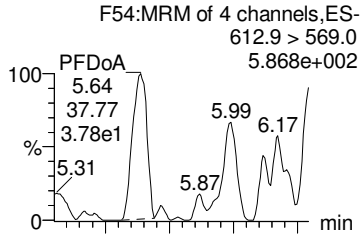

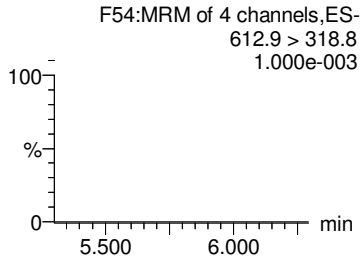

TCDA

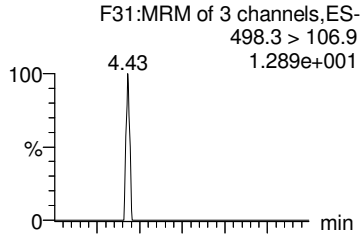

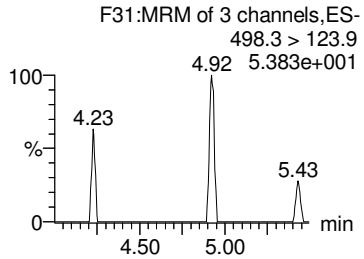

d5-N-EtFOSAA

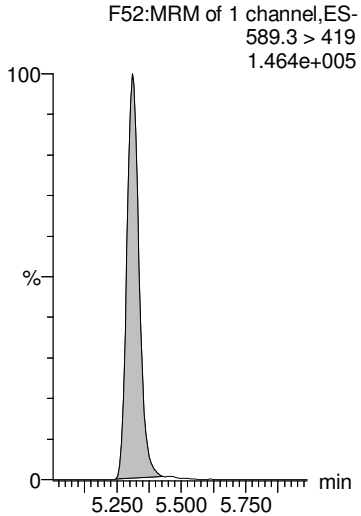

d5-N-EtFOSAA

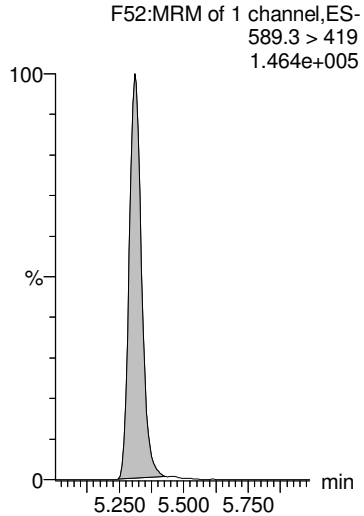

d5-N-EtFOSAA

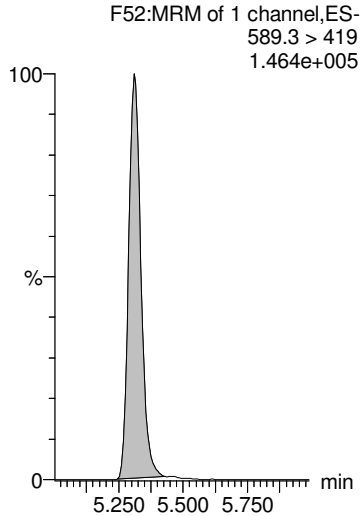

13C2-PFDoA

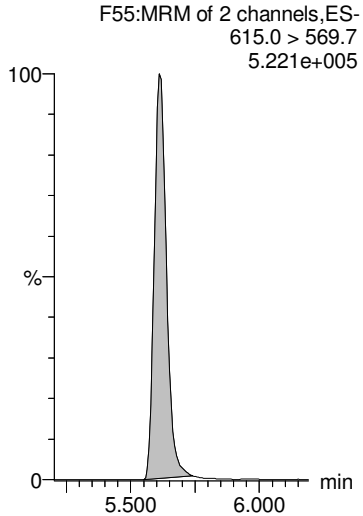

13C8-PFOS

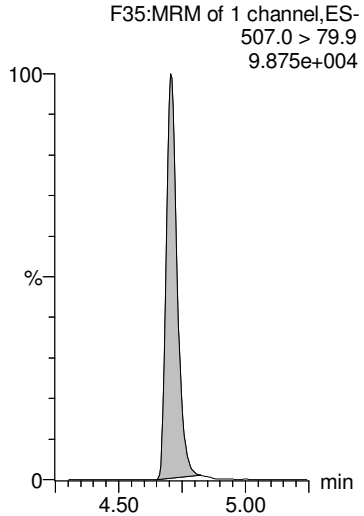

GM 9/20/2018

Dataset: Z:\Projects\PFAS.PRO\Results\180919M1\180919M1-100.qld

MMM 9/21/2018

Last Altered: Thursday, September 20, 2018 17:26:48 Pacific Daylight Time
Printed: Thursday, September 20, 2018 17:27:14 Pacific Daylight Time

Name: 180919M1_100, Date: 20-Sep-2018, Time: 09:34:59, ID: 1802860-18 SW1808291000GC 0.22098, Description: SW1808291000GC

13C4-PFBA

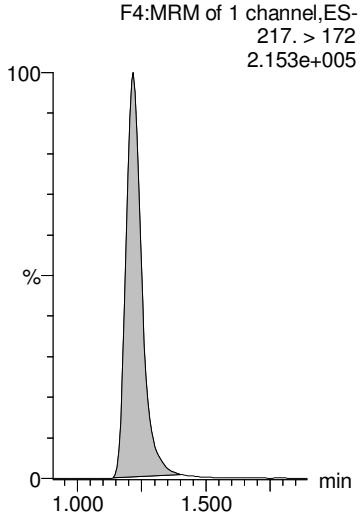

13C5-PFHxA

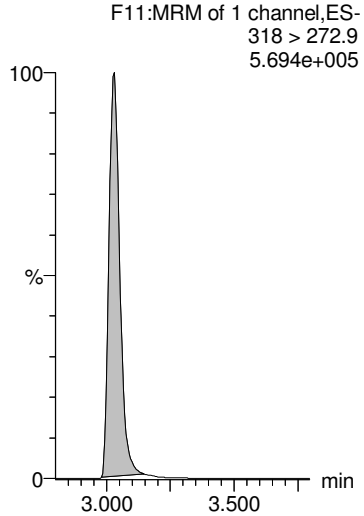

13C3-PFHxS

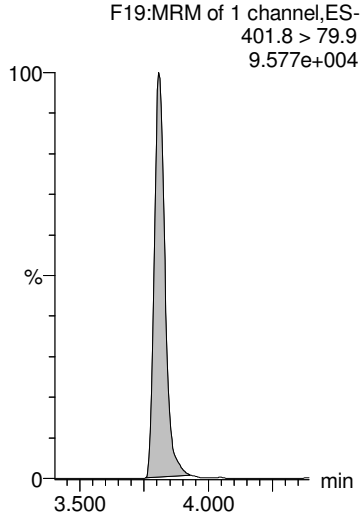

13C8-PFOA

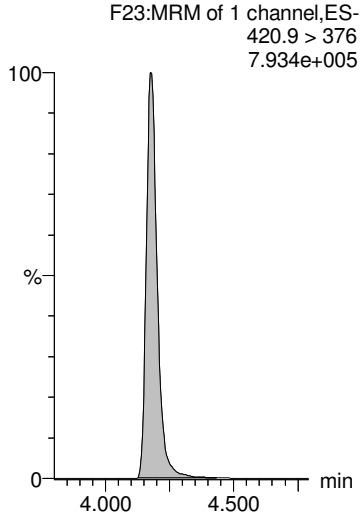

13C9-PFNA

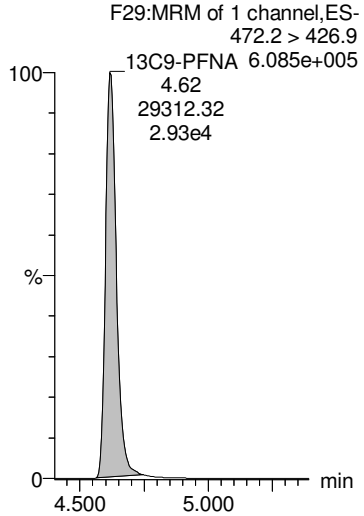

13C4-PFOS

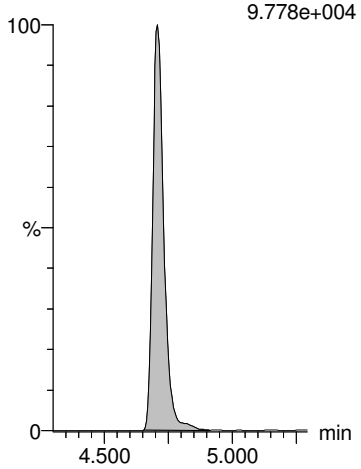

13C6-PFDA

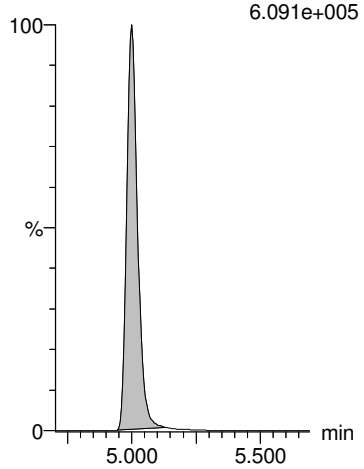

13C7-PFUdA

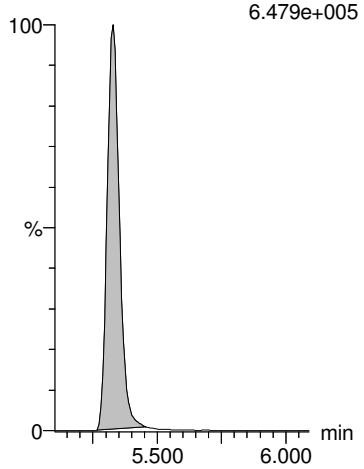

GM 9/20/2018

Dataset: Z:\Projects\PFAS.PRO\Results\180919M1\180919M1-101.qld

MMM 9/21/2018

Last Altered: Thursday, September 20, 2018 17:31:10 Pacific Daylight Time
Printed: Thursday, September 20, 2018 17:31:18 Pacific Daylight Time

Name: 180919M1_101, Date: 20-Sep-2018, Time: 09:45:37, ID: 1802860-19 SW1808291035GC 0.22897, Description: SW1808291035GC

	#	Name	Trace	Area	IS Area	Wt/Vol	RRF	RT	Response	Conc.	%Rec	Ion Ratio	Ratio Out?
1	1	PFBA	213.0 > 168.8	2.41e2	9.34e3	0.229	0.000	1.22	0.323	1.1762			
2	2	PFPeA	263.1 > 218.9	3.32e2	1.25e4	0.229	0.000	2.22	0.332	1.4750			
3	3	PFBS	299.0 > 79.7		1.93e3	0.229							
4	4	4:2 FTS	327.2>307.2		3.57e3	0.229							
5	5	PFHxA	313 > 269	3.26e2	8.14e3	0.229	0.000	3.03	0.200	0.7812		15.6	NO
6	36	13C3-PFBA	216.1 > 171.8	9.34e3	1.28e4	0.229	0.729	1.22	9.11	52.9585	97.0		
7	37	13C3-PFPeA	266. > 221.8	1.25e4	2.38e4	0.229	0.525	2.22	6.56	50.8650	93.2		
8	38	13C3-PFBS	302. > 98.8	1.93e3	3.72e3	0.229	0.518	2.53	6.48	56.3091	103.1		
9	39	13C2-4:2 FTS	329.2>308.9	3.57e3	3.72e3	0.229	0.960	2.94	12.0	48.0393	88.0		
10	40	13C2-PFHxA	315 > 270	8.14e3	2.38e4	0.229	0.853	3.03	4.27	19.7471	90.4		
11	-1												
12	7	PFHpA	363.0 > 318.9	1.53e2	1.29e4	0.229	0.000	3.65	0.149	0.5519		73.9	YES
13	6	PFPeS	349.1>80.1		1.93e3	0.229							
14	8	L-PFHxS	398.9 > 79.6	1.20e2	1.51e3	0.229	0.000	3.81	0.997	2.3873		1.50	NO
15	9	Br-PFHxS	398.9 > 79.6	2.05e1	1.51e3	0.229	0.000	3.63	0.170	0.5229		1.66	NO
16	68	Total PFHxS	398.9 > 79.6	1.20e2	1.51e3	0.229			0.997	2.3873			
17	41	13C4-PFHpA	367.2 > 321.8	1.29e4	2.38e4	0.229	0.539	3.65	6.74	52.1576	95.5		
18	38	13C3-PFBS	302. > 98.8	1.93e3	3.72e3	0.229	0.518	2.53	6.48	56.3091	103.1		
19	42	18O2-PFHxS	403.0 > 102.6	1.51e3	3.72e3	0.229	0.406	3.81	5.07	55.4328	101.5		
20	42	18O2-PFHxS	403.0 > 102.6	1.51e3	3.72e3	0.229	0.406	3.81	5.07	55.4328	101.5		
21	42	18O2-PFHxS	403.0 > 102.6	1.51e3	3.72e3	0.229	0.406	3.81	5.07	55.4328	101.5		
22	-1												
23	10	6:2 FTS	427.1 > 407	1.90e1	4.08e3	0.229	0.000	4.12	0.0582	0.2759		1.33	YES
24	13	PFHpS	449 > 80.0		3.96e3	0.229							
25	11	L-PFOA	412.8 > 368.9	5.23e2	2.15e4	0.229	0.000	4.18	0.304	0.8472		3.01	NO
26	12	Br-PFOA	412.8 > 368.9		2.15e4	0.229							
27	69	Total PFOA	412.8 > 368.9	5.23e2	2.15e4	0.229			0.304	0.8472			
28	43	13C2-6:2 FTS	429.1 > 408.9	4.08e3	4.15e3	0.229	0.983	4.12	12.3	46.2027	84.6		
29	44	13C2-PFOA	414.9 > 369.7	2.15e4	3.30e4	0.229	0.651	4.18	8.13	50.6243	92.7		
30	44	13C2-PFOA	414.9 > 369.7	2.15e4	3.30e4	0.229	0.651	4.18	8.13	50.6243	92.7		
31	44	13C2-PFOA	414.9 > 369.7	2.15e4	3.30e4	0.229	0.651	4.18	8.13	50.6243	92.7		
32	44	13C2-PFOA	414.9 > 369.7	2.15e4	3.30e4	0.229	0.651	4.18	8.13	50.6243	92.7		
33	-1												
34	14	PFNA	463.0 > 418.8	1.18e2	2.03e4	0.229	0.000	4.64	0.0725	0.2232		5.47	NO
35	15	PFOSA	497.9 > 77.9		2.76e3	0.229							
36	16	L-PFOS	498.9 > 79.9	1.42e2	3.96e3	0.229	0.000	4.71	0.449	1.9259		1.87	NO
37	17	Br-PFOS	498.9 > 79.9	1.43e2	3.96e3	0.229	0.000	4.56	0.452	1.9388		5.10	NO

GM 9/20/2018

Dataset: Z:\Projects\PFAS.PRO\Results\180919M1\180919M1-101.qld

MMM 9/21/2018

Last Altered: Thursday, September 20, 2018 17:31:10 Pacific Daylight Time
Printed: Thursday, September 20, 2018 17:31:18 Pacific Daylight Time

Name: 180919M1_101, Date: 20-Sep-2018, Time: 09:45:37, ID: 1802860-19 SW1808291035GC 0.22897, Description: SW1808291035GC

	#	Name	Trace	Area	IS Area	Wt/Vol	RRF	RT	Response	Conc.	%Rec	Ion Ratio	Ratio Out?
38	70	Total PFOS	498.9 > 79.9	2.85e2	3.96e3	0.229			0.901	3.8648			
39	45	13C5-PFNA	468.2 > 422.9	2.03e4	2.43e4	0.229	0.835	4.62	10.4	47.1672	86.4		
40	46	13C8-PFOSA	506.1 > 77.7	2.76e3	3.01e4	0.229	0.0919	4.68	1.15	30.1415	55.2		
41	47	13C8-PFOS	507.0 > 79.9	3.96e3	4.15e3	0.229	0.953	4.71	11.9	49.6587	91.0		
42	47	13C8-PFOS	507.0 > 79.9	3.96e3	4.15e3	0.229	0.953	4.71	11.9	49.6587	91.0		
43	47	13C8-PFOS	507.0 > 79.9	3.96e3	4.15e3	0.229	0.953	4.71	11.9	49.6587	91.0		
44	-1												
45	18	PFDA	513 > 468.8	4.44e1	1.92e4	0.229	0.000	5.00	0.0289			34.2	YES
46	19	8:2 FTS	527 > 506.9		3.02e3	0.229							
47	20	PFNS	549.1 > 80.1		3.96e3	0.229							
48	26	PFDS	598.8 > 79.9		3.96e3	0.229							
49	25	PFUdA	563.0 > 518.9	6.23e1	2.45e4	0.229	0.000	5.34	0.0318	0.0946		32.1	YES
50	48	13C2-PFDA	515.1 > 469.9	1.92e4	2.61e4	0.229	0.736	5.00	9.20	43.6374	79.9		
51	49	13C2-8:2 FTS	529.1 > 508.7	3.02e3	4.15e3	0.229	0.727	4.96	9.09	43.8339	80.3		
52	47	13C8-PFOS	507.0 > 79.9	3.96e3	4.15e3	0.229	0.953	4.71	11.9	49.6587	91.0		
53	47	13C8-PFOS	507.0 > 79.9	3.96e3	4.15e3	0.229	0.953	4.71	11.9	49.6587	91.0		
54	51	13C2-PFUdA	565 > 519.8	2.45e4	3.01e4	0.229	0.814	5.33	10.2	45.5506	83.4		
55	-1												
56	21	L-MeFOSAA	570 > 419		5.95e3	0.229							
57	22	Br-MeFOSAA	570. > 419		5.95e3	0.229							
58	71	Total N-MeFOSAA	570. > 419	0.00e0	5.95e3	0.229			0.000				
59	29	PFTrDA	662.9 > 618.9		2.43e4	0.229							
60	30	PFTeDA	712.8 > 669.0		1.74e4	0.229							
61	50	d3-N-MeFOSAA	573.3 > 419	5.95e3	3.01e4	0.229	0.198	5.15	2.47	46.9387	86.0		
62	50	d3-N-MeFOSAA	573.3 > 419	5.95e3	3.01e4	0.229	0.198	5.15	2.47	46.9387	86.0		
63	50	d3-N-MeFOSAA	573.3 > 419	5.95e3	3.01e4	0.229	0.198	5.15	2.47	46.9387	86.0		
64	53	13C2-PFDoA	615.0 > 569.7	2.43e4	2.61e4	0.229	0.930	5.61	11.6	46.0806	84.4		
65	55	13C2-PFTeDA	714.8 > 669.6	1.74e4	3.01e4	0.229	0.578	6.09	7.22	49.5978	90.9		
66	-1												
67	23	L-EtFOSAA	584.1 > 419		7.08e3	0.229							
68	24	Br-ETFOSAA	584.1 > 419		7.08e3	0.229							
69	72	Total N-EtFOSAA	584.1 > 419	0.00e0	7.08e3	0.229			0.000				
70	27	PFDoA	612.9 > 569.0		2.43e4	0.229							
71	73	TCDA	498.3>106.9			0.229							
72	52	d5-N-EtFOSAA	589.3 > 419	7.08e3	3.01e4	0.229	0.235	5.31	2.94	50.2062	92.0		
73	52	d5-N-EtFOSAA	589.3 > 419	7.08e3	3.01e4	0.229	0.235	5.31	2.94	50.2062	92.0		
74	52	d5-N-EtFOSAA	589.3 > 419	7.08e3	3.01e4	0.229	0.235	5.31	2.94	50.2062	92.0		

GM 9/20/2018

Dataset: Z:\Projects\PFAS.PRO\Results\180919M1\180919M1-101.qld

MMM 9/21/2018

Last Altered: Thursday, September 20, 2018 17:31:10 Pacific Daylight Time
Printed: Thursday, September 20, 2018 17:31:18 Pacific Daylight Time

Name: 180919M1_101, Date: 20-Sep-2018, Time: 09:45:37, ID: 1802860-19 SW1808291035GC 0.22897, Description: SW1808291035GC

	#	Name	Trace	Area	IS Area	Wt/Vol	RRF	RT	Response	Conc.	%Rec	Ion Ratio	Ratio Out?
75	53	13C2-PFDoA	615.0 > 569.7	2.43e4	2.61e4	0.229	0.930	5.61	11.6	46.0806	84.4		
76	47	13C8-PFOS	507.0 > 79.9	3.96e3	4.15e3	0.229	0.953	4.71	11.9	49.6587	91.0		
77	-1												
78	60	13C4-PFBA	217. > 172	1.28e4	1.28e4	0.229	1.00	1.22	12.5	54.5923	100.0		
79	61	13C5-PFHxA	318 > 272.9	2.38e4	2.38e4	0.229	1.00	3.03	12.5	54.5923	100.0		
80	62	13C3-PFHxS	401.8 > 79.9	3.72e3	3.72e3	0.229	1.00	3.81	12.5	54.5923	100.0		
81	63	13C8-PFOA	420.9 > 376	3.30e4	3.30e4	0.229	1.00	4.18	12.5	54.5923	100.0		
82	64	13C9-PFNA	472.2 > 426.9	2.43e4	2.43e4	0.229	1.00	4.62	12.5	54.5923	100.0		
83	65	13C4-PFOS	503 > 79.9	4.15e3	4.15e3	0.229	1.00	4.71	12.5	54.5923	100.0		
84	66	13C6-PFDA	519.1 > 473.7	2.61e4	2.61e4	0.229	1.00	5.00	12.5	54.5923	100.0		
85	67	13C7-PFUdA	570.1 > 524.8	3.01e4	3.01e4	0.229	1.00	5.33	12.5	54.5923	100.0		

GM 9/20/2018

Dataset: Z:\Projects\PFAS.PRO\Results\180919M1\180919M1-101.qld

MMM 9/21/2018

Last Altered: Thursday, September 20, 2018 17:31:10 Pacific Daylight Time
Printed: Thursday, September 20, 2018 17:31:18 Pacific Daylight Time

Method: Z:\Projects\PFAS.pro\MethDB\PFAS_FULL_80C_091918.mdb 20 Sep 2018 08:42:56
Calibration: Z:\Projects\PFAS.pro\CurveDB\C18_VAL-PFAS_Q4_09-18-18.cdb 19 Sep 2018 09:23:23

Name: 180919M1_101, Date: 20-Sep-2018, Time: 09:45:37, ID: 1802860-19 SW1808291035GC 0.22897, Description: SW1808291035GC

PFBA

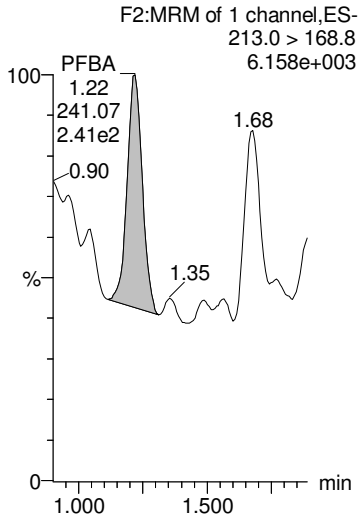

PFPeA

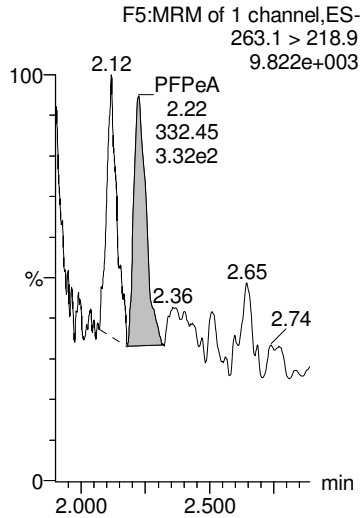

PFBS

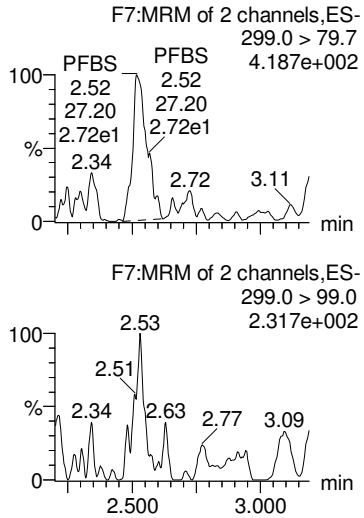

4:2 FTS

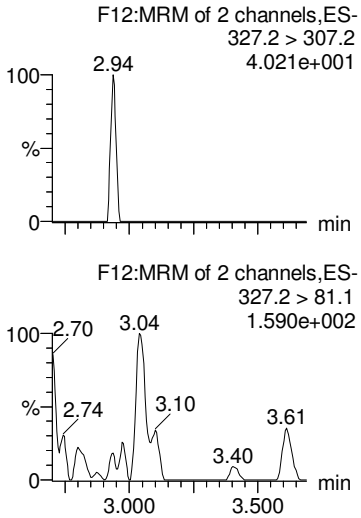

PFHxA

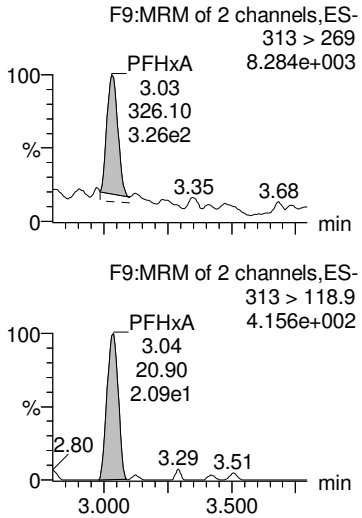

13C3-PFBA

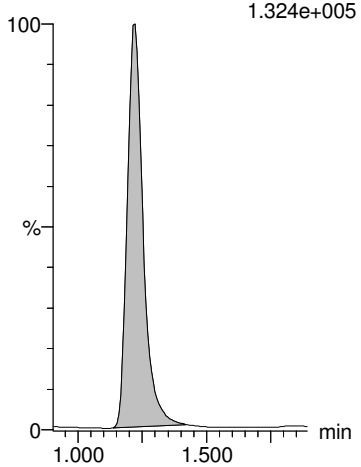

13C3-PFPeA

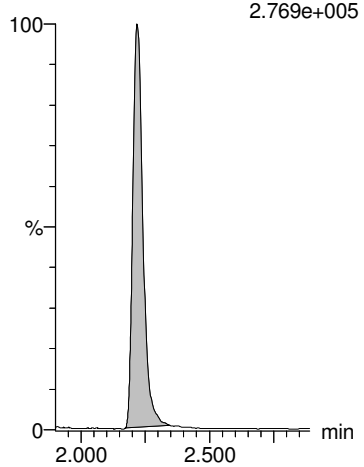

13C3-PFBS

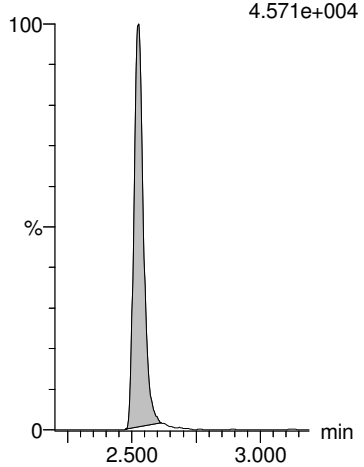

13C2-4:2 FTS

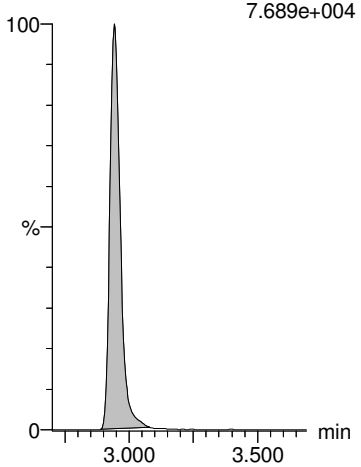

13C2-PFHxA

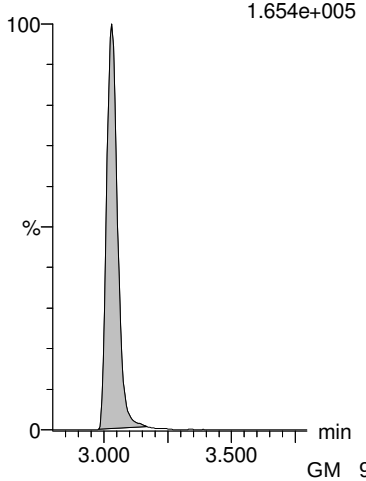

GM 9/20/2018

Dataset: Z:\Projects\PFAS.PRO\Results\180919M1\180919M1-101.qld

MMM 9/21/2018

Last Altered: Thursday, September 20, 2018 17:31:10 Pacific Daylight Time
Printed: Thursday, September 20, 2018 17:31:18 Pacific Daylight Time

Name: 180919M1_101, Date: 20-Sep-2018, Time: 09:45:37, ID: 1802860-19 SW1808291035GC 0.22897, Description: SW1808291035GC

PFHpA

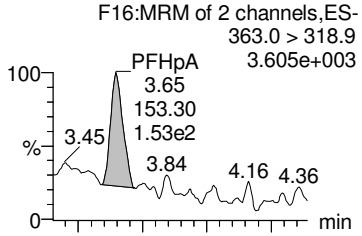

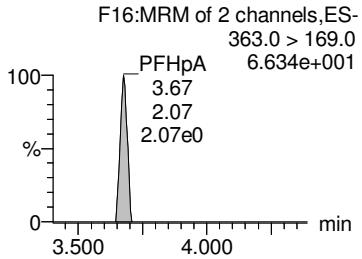

PFPeS

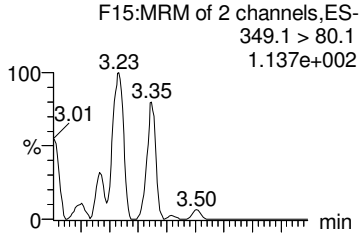

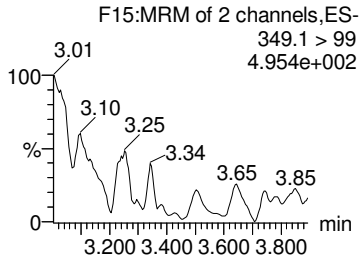

L-PFHxS

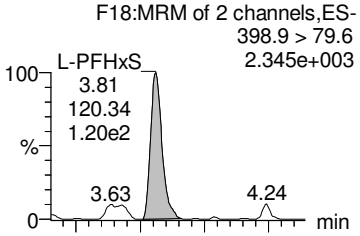

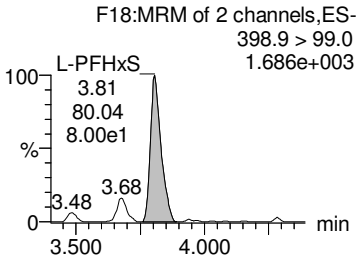

Br-PFHxS

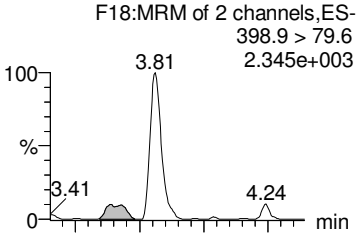

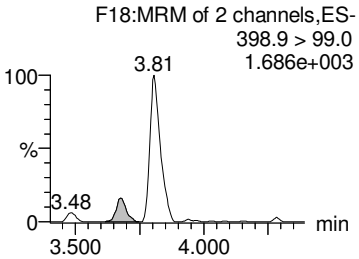

Total PFHxS

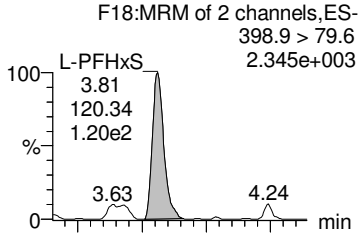

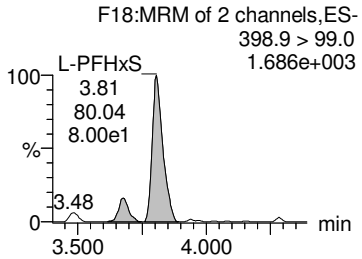

13C4-PFHpA

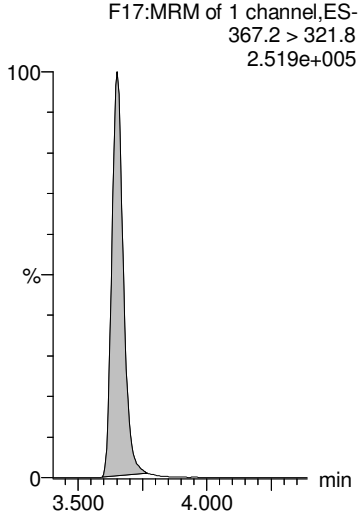

13C3-PFBS

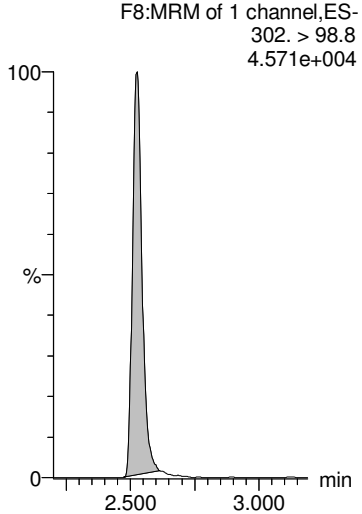

18O2-PFHxS

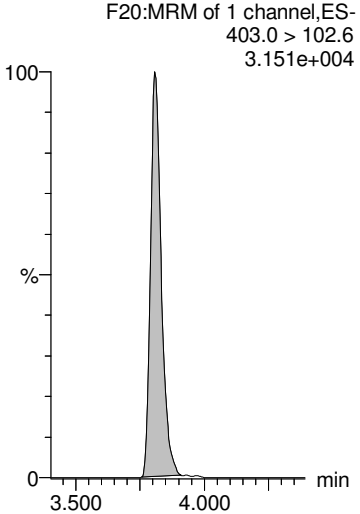

18O2-PFHxS

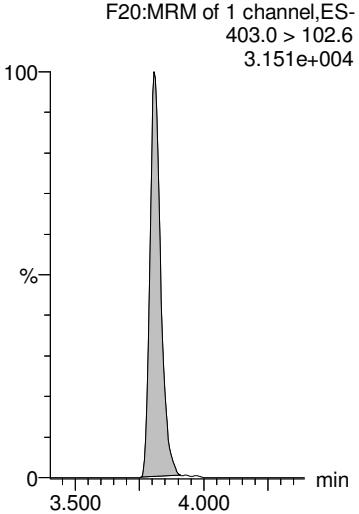

18O2-PFHxS

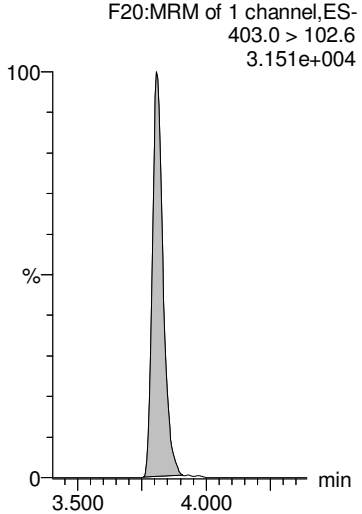

GM 9/20/2018

Dataset: Z:\Projects\PFAS.PRO\Results\180919M1\180919M1-101.qld

MMM 9/21/2018

Last Altered: Thursday, September 20, 2018 17:31:10 Pacific Daylight Time
Printed: Thursday, September 20, 2018 17:31:18 Pacific Daylight Time

Name: 180919M1_101, Date: 20-Sep-2018, Time: 09:45:37, ID: 1802860-19 SW1808291035GC 0.22897, Description: SW1808291035GC

6:2 FTS

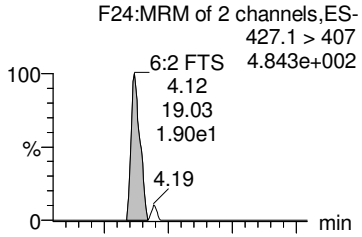

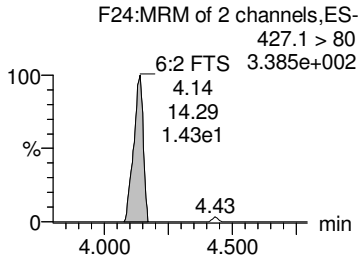

PFHpS

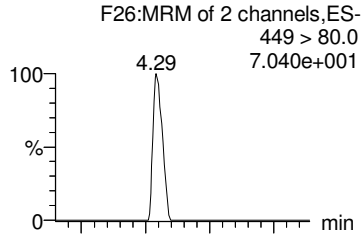

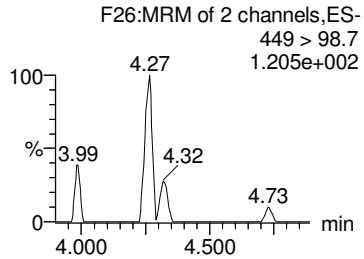

L-PFOA

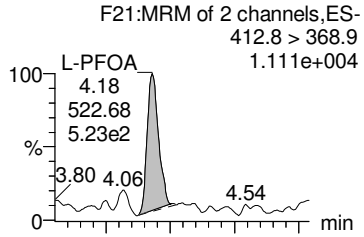

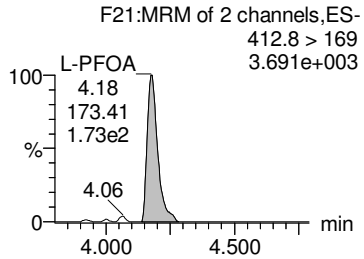

Br-PFOA

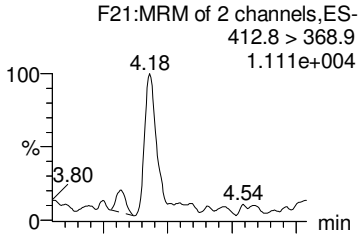

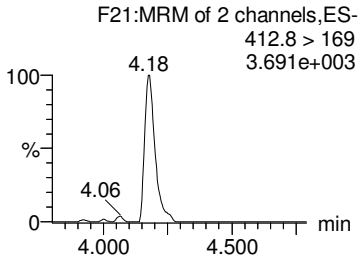

Total PFOA

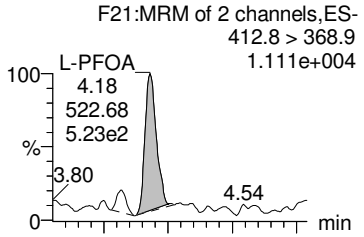

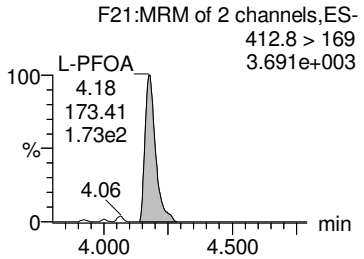

13C2-6:2 FTS

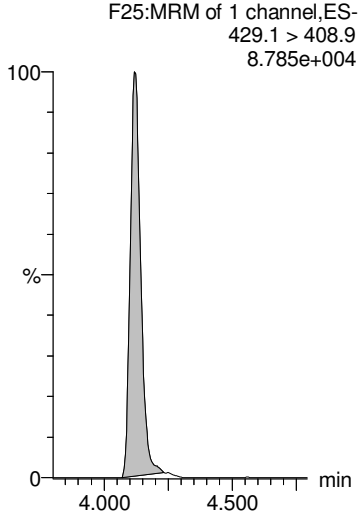

13C2-PFOA

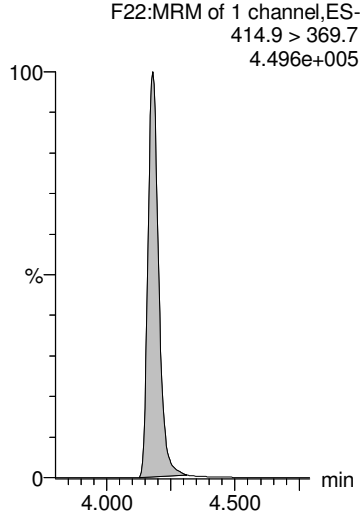

13C2-PFOA

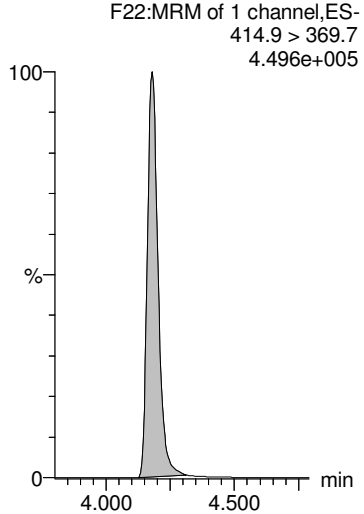

13C2-PFOA

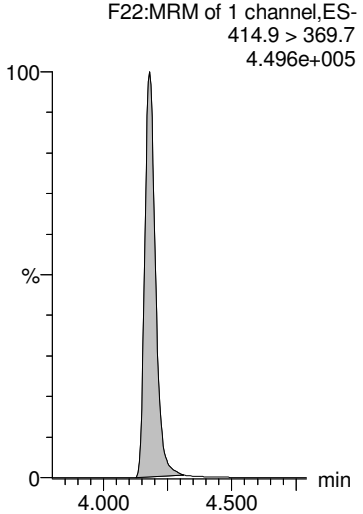

13C2-PFOA

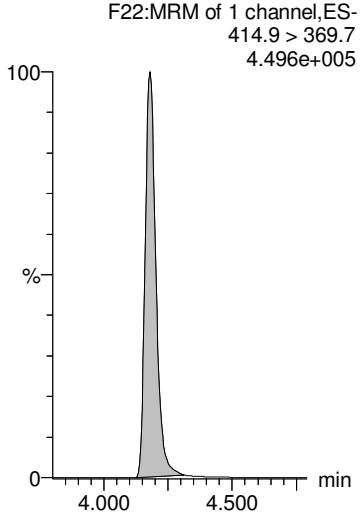

GM 9/20/2018

Dataset: Z:\Projects\PFAS.PRO\Results\180919M1\180919M1-101.qld

MMM 9/21/2018

Last Altered: Thursday, September 20, 2018 17:31:10 Pacific Daylight Time
Printed: Thursday, September 20, 2018 17:31:18 Pacific Daylight Time

Name: 180919M1_101, Date: 20-Sep-2018, Time: 09:45:37, ID: 1802860-19 SW1808291035GC 0.22897, Description: SW1808291035GC

PFNA

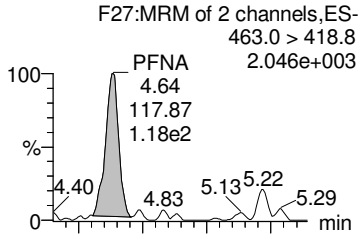

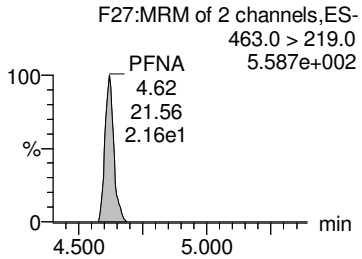

PFOSA

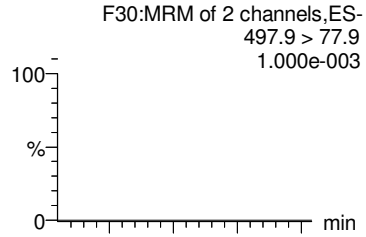

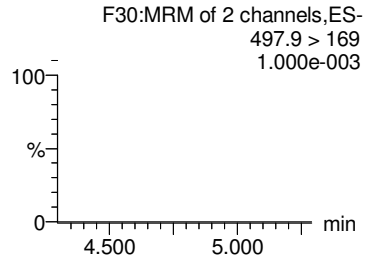

L-PFOS

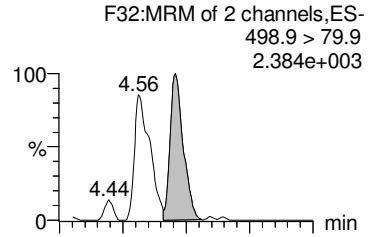

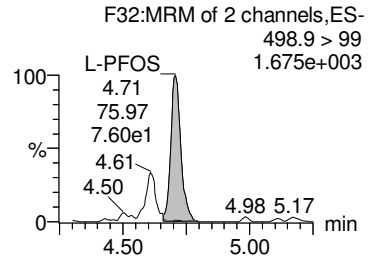

Br-PFOS

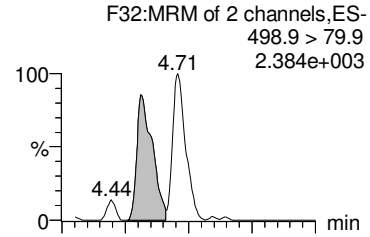

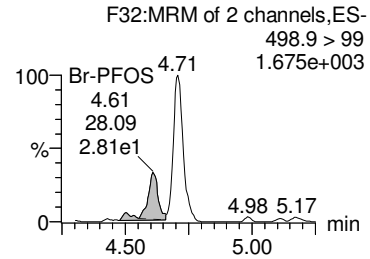

Total PFOS

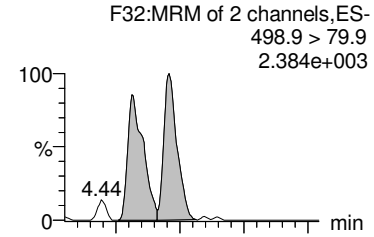

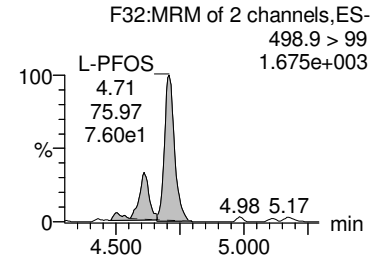

13C5-PFNA

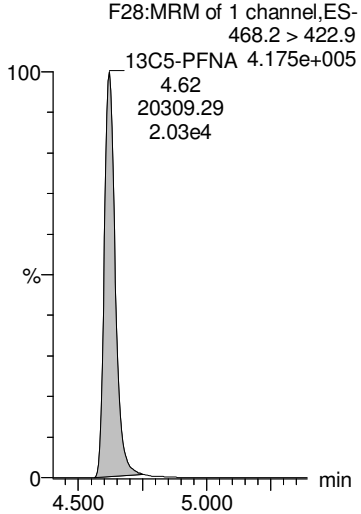

13C8-PFOSA

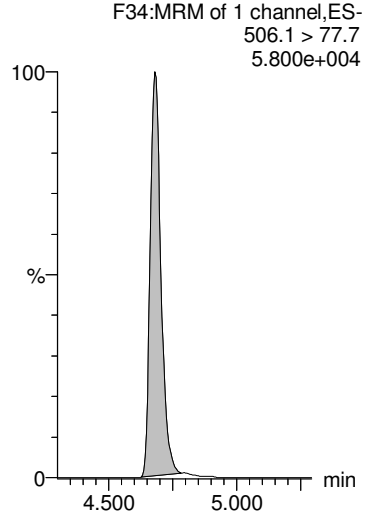

13C8-PFOS

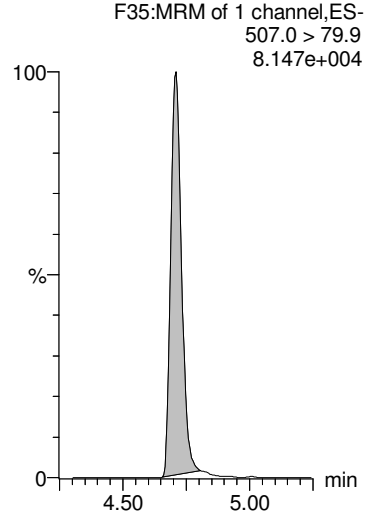

13C8-PFOS

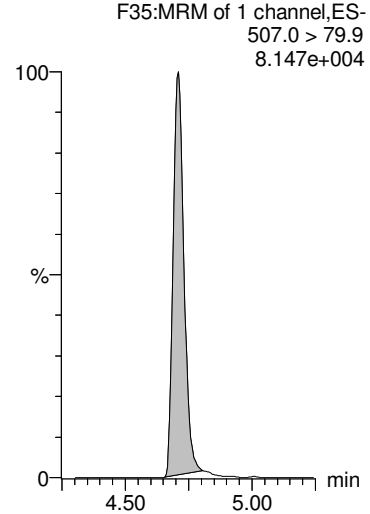

13C8-PFOS

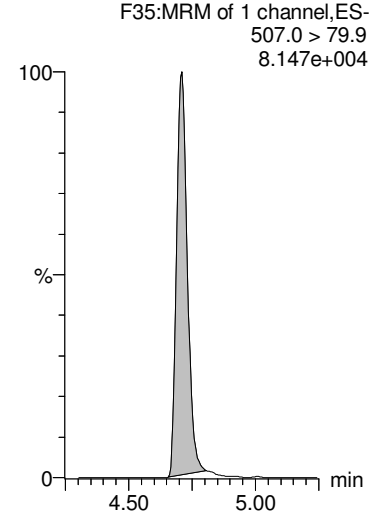

GM 9/20/2018

Dataset: Z:\Projects\PFAS.PRO\Results\180919M1\180919M1-101.qld

MMM 9/21/2018

Last Altered: Thursday, September 20, 2018 17:31:10 Pacific Daylight Time
Printed: Thursday, September 20, 2018 17:31:18 Pacific Daylight Time

Name: 180919M1_101, Date: 20-Sep-2018, Time: 09:45:37, ID: 1802860-19 SW1808291035GC 0.22897, Description: SW1808291035GC

PFDA

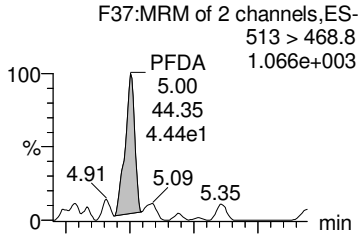

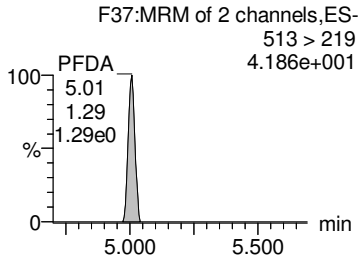

8:2 FTS

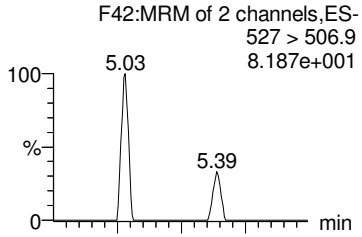

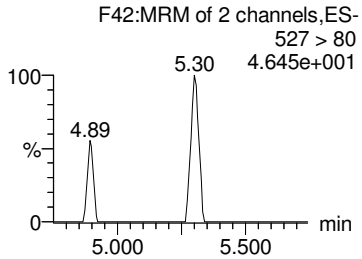

PFNS

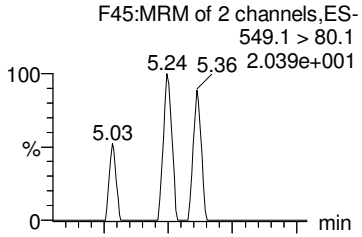

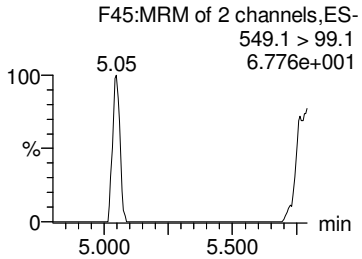

PFDS

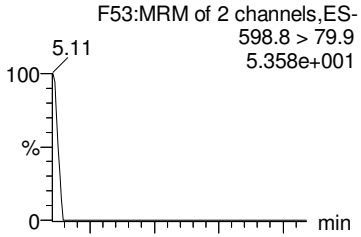

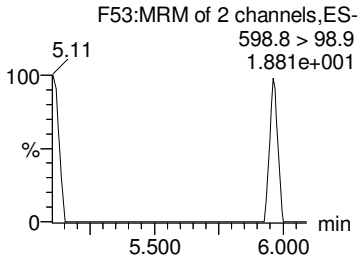

PFUdA

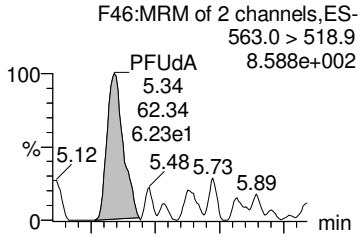

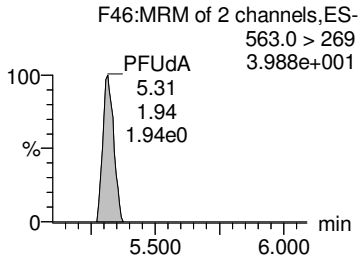

13C2-PFDA

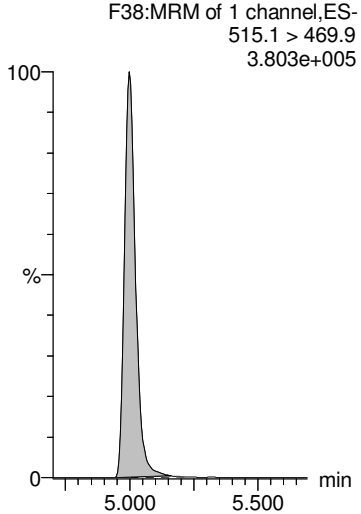

13C2-8:2 FTS

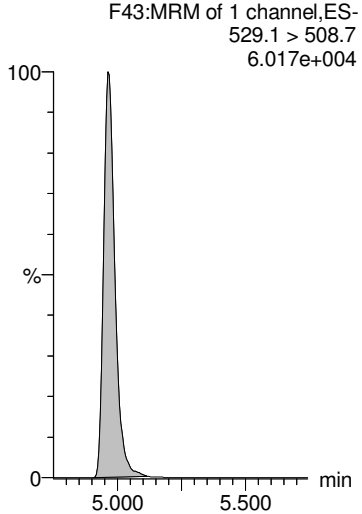

13C8-PFOS

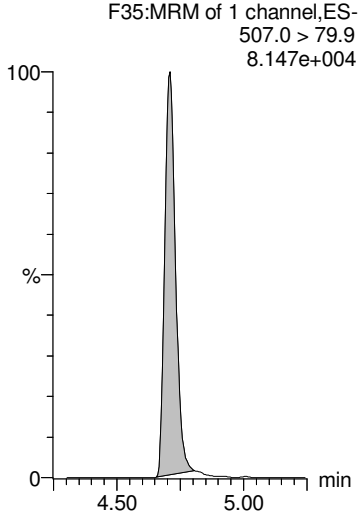

13C8-PFOS

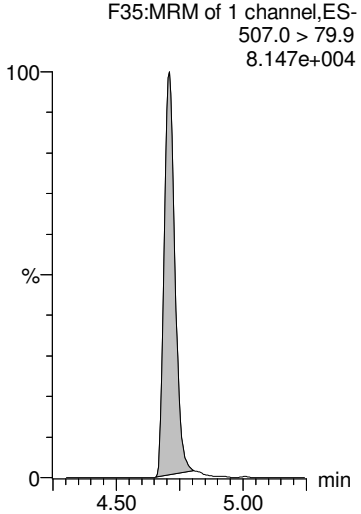

13C2-PFUdA

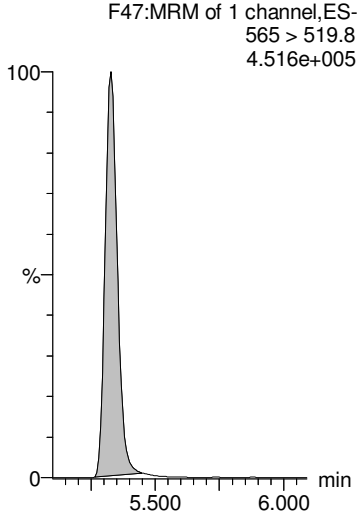

GM 9/20/2018

Dataset: Z:\Projects\PFAS.PRO\Results\180919M1\180919M1-101.qld

MMM 9/21/2018

Last Altered: Thursday, September 20, 2018 17:31:10 Pacific Daylight Time
Printed: Thursday, September 20, 2018 17:31:18 Pacific Daylight Time

Name: 180919M1_101, Date: 20-Sep-2018, Time: 09:45:37, ID: 1802860-19 SW1808291035GC 0.22897, Description: SW1808291035GC

L-MeFOSAA

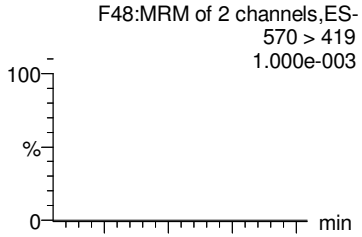

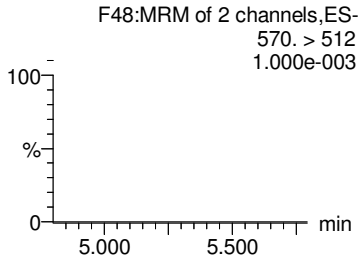

Br-MeFOSAA

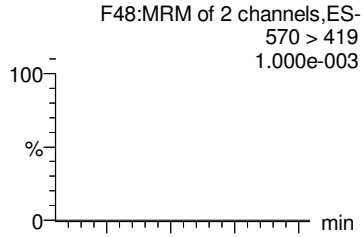

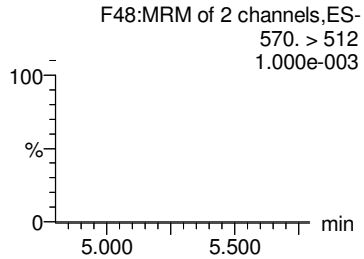

Total N-MeFOSAA

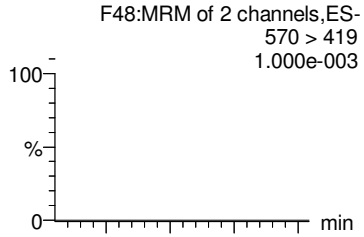

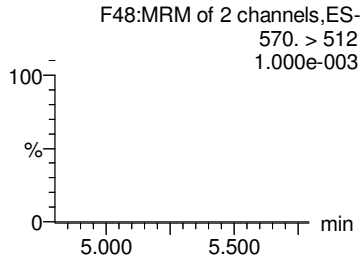

PFTrDA

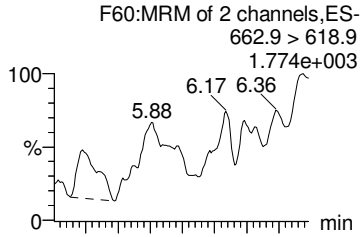

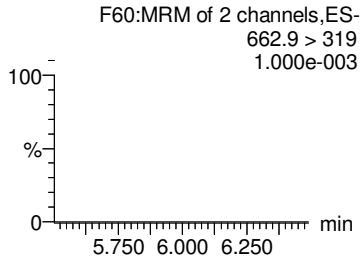

PFTeDA

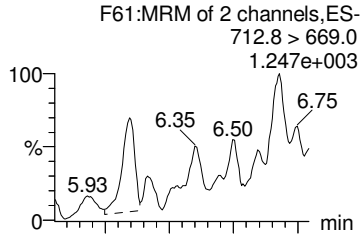

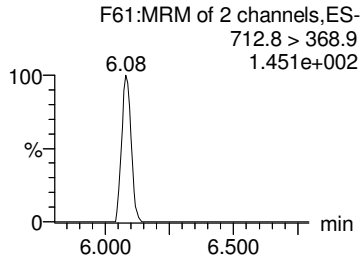

d3-N-MeFOSAA

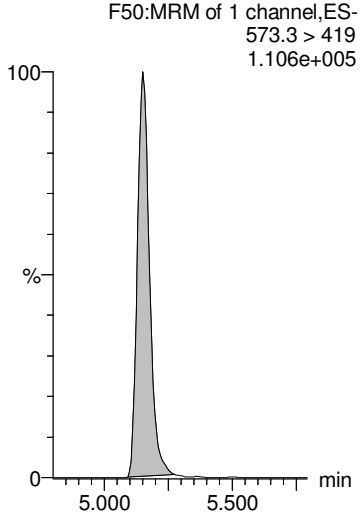

d3-N-MeFOSAA

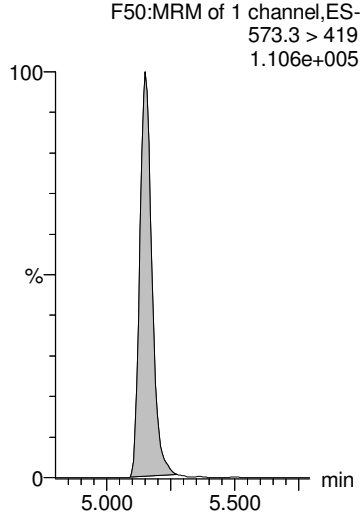

d3-N-MeFOSAA

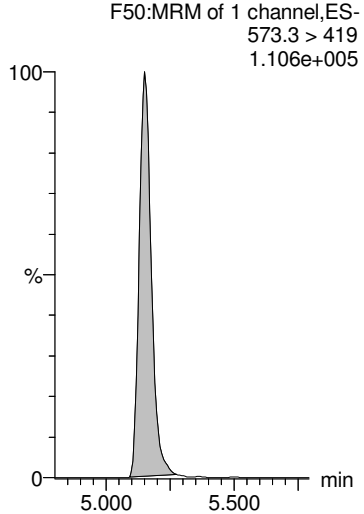

13C2-PFDoA

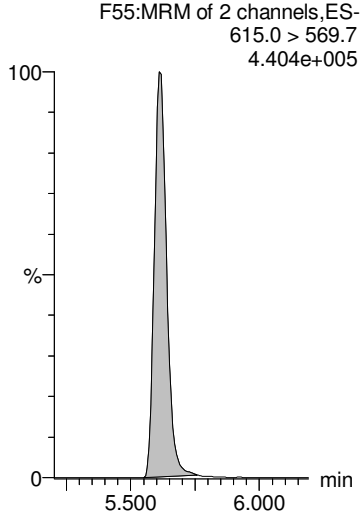

13C2-PFTeDA

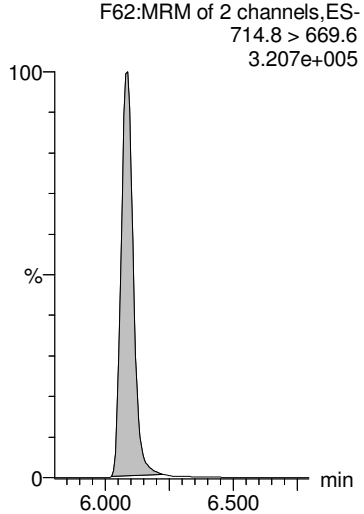

GM 9/20/2018

Dataset: Z:\Projects\PFAS.PRO\Results\180919M1\180919M1-101.qld

MMM 9/21/2018

Last Altered: Thursday, September 20, 2018 17:31:10 Pacific Daylight Time
Printed: Thursday, September 20, 2018 17:31:18 Pacific Daylight Time

Name: 180919M1_101, Date: 20-Sep-2018, Time: 09:45:37, ID: 1802860-19 SW1808291035GC 0.22897, Description: SW1808291035GC

L-EtFOSAA

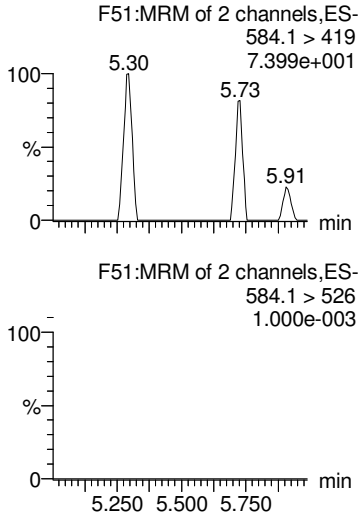

Br-ETFOSAA

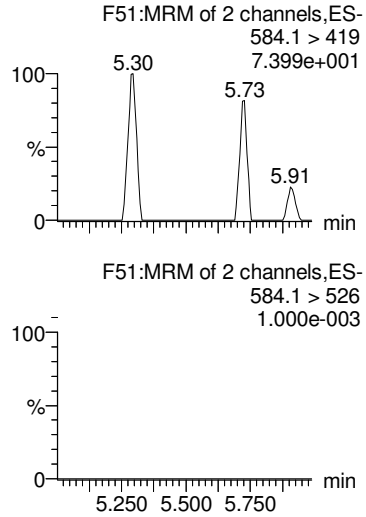

Total N-EtFOSAA

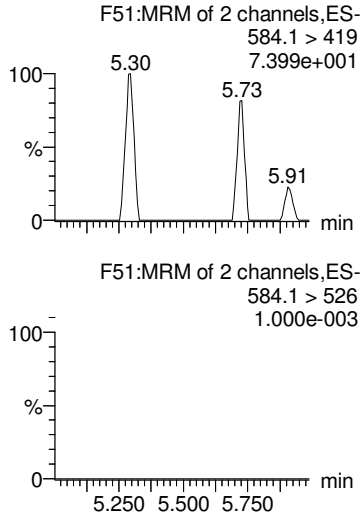

PFDoA

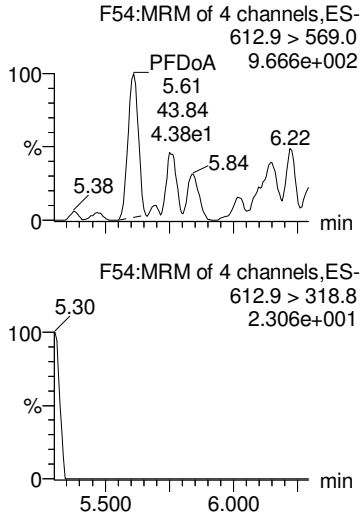

TCDA

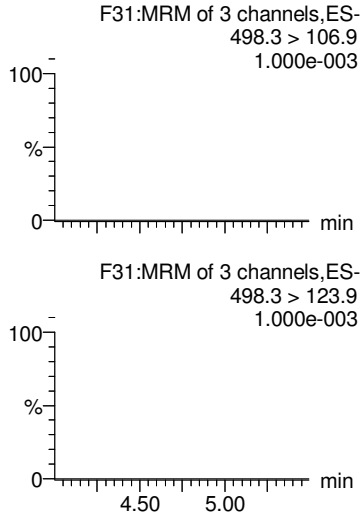

d5-N-EtFOSAA

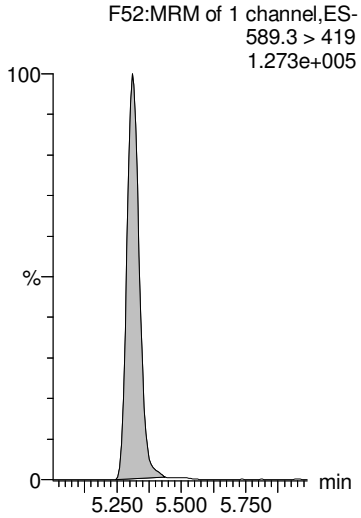

d5-N-EtFOSAA

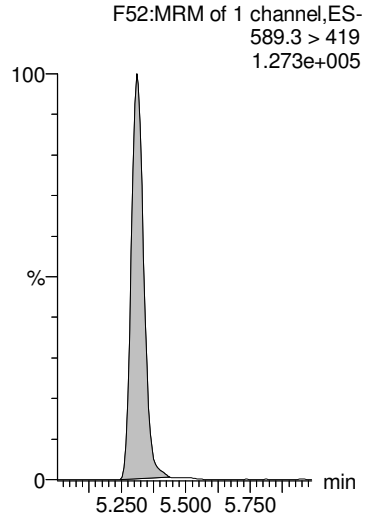

d5-N-EtFOSAA

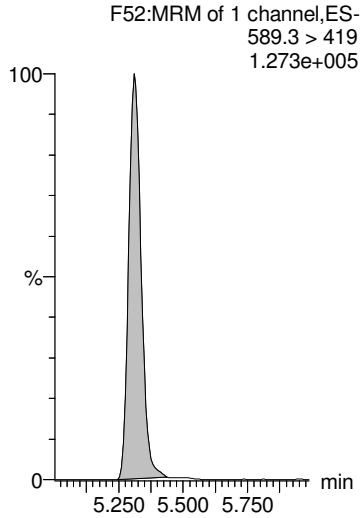

13C2-PFDoA

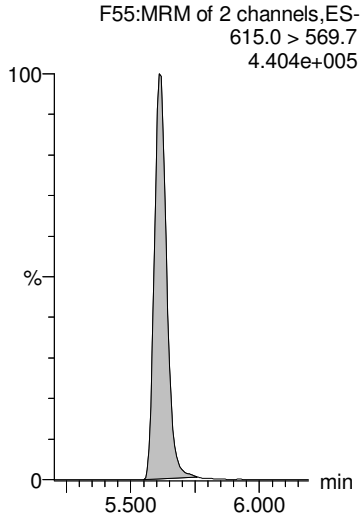

13C8-PFOS

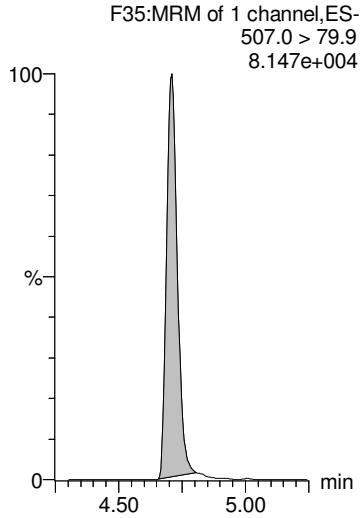

GM 9/20/2018

Dataset: Z:\Projects\PFAS.PRO\Results\180919M1\180919M1-101.qld

MMM 9/21/2018

Last Altered: Thursday, September 20, 2018 17:31:10 Pacific Daylight Time
Printed: Thursday, September 20, 2018 17:31:18 Pacific Daylight Time

Name: 180919M1_101, Date: 20-Sep-2018, Time: 09:45:37, ID: 1802860-19 SW1808291035GC 0.22897, Description: SW1808291035GC

13C4-PFBA

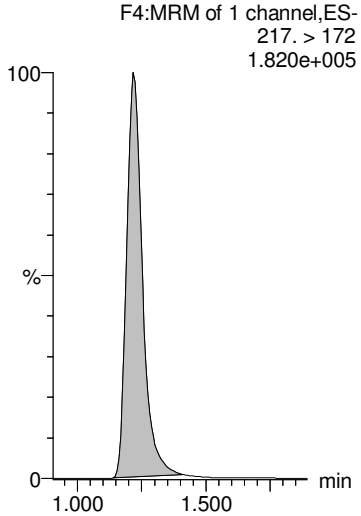

13C5-PFHxA

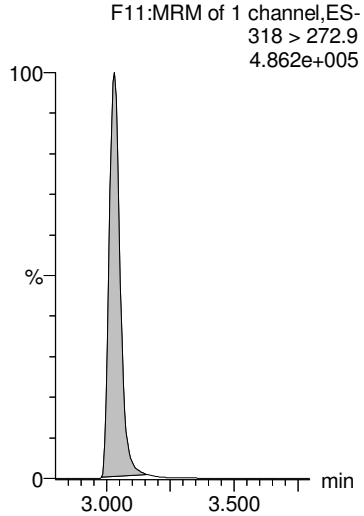

13C3-PFHxS

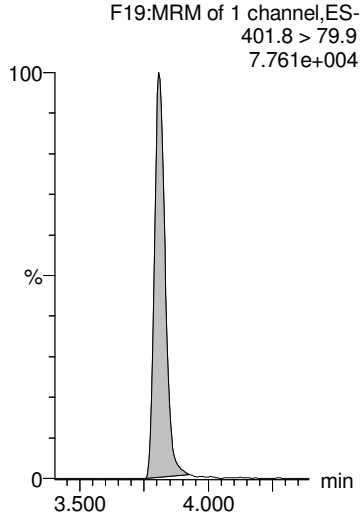

13C8-PFOA

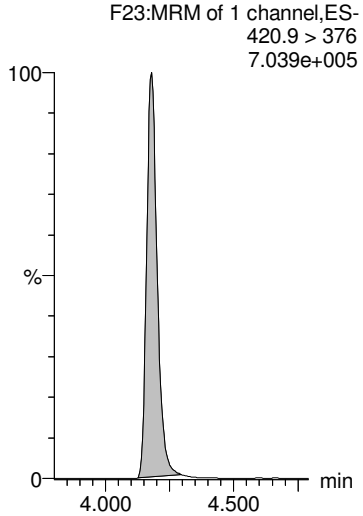

13C9-PFNA

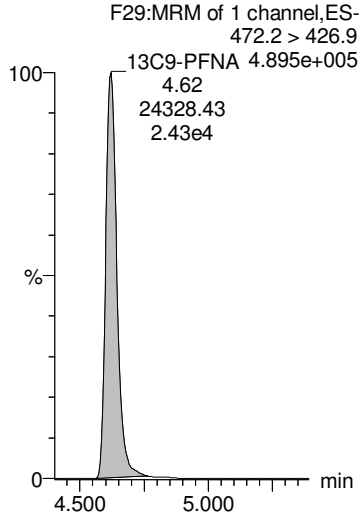

13C4-PFOS

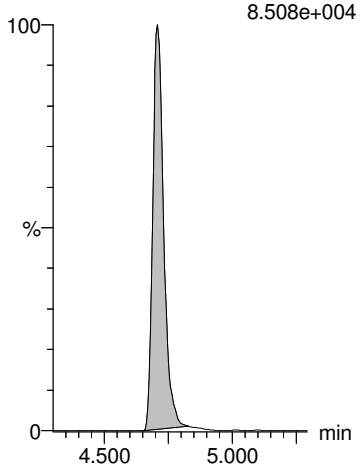

13C6-PFDA

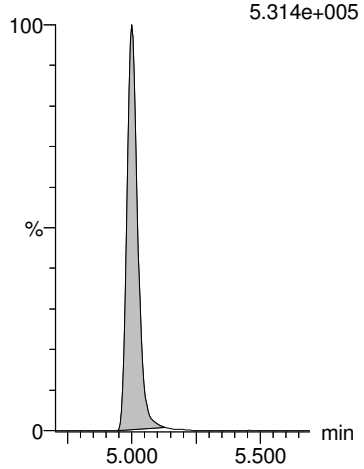

13C7-PFUdA

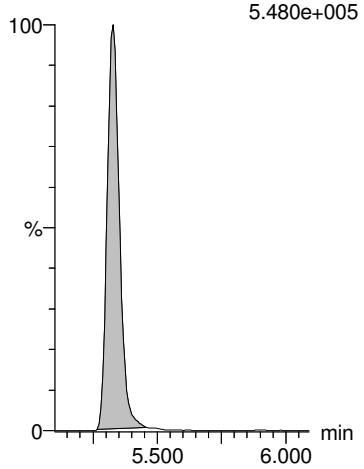

GM 9/20/2018

Dataset: Z:\Projects\PFAS.PRO\Results\180919M1\180919M1-102.qld

Last Altered: Thursday, September 20, 2018 17:34:02 Pacific Daylight Time
Printed: Thursday, September 20, 2018 17:34:12 Pacific Daylight Time

Name: 180919M1_102, Date: 20-Sep-2018, Time: 09:56:10, ID: 1802860-20 SW1808291115GC 0.24921, Description: SW1808291115GC

	#	Name	Trace	Area	IS Area	Wt/Vol	RRF	RT	Response	Conc.	%Rec	Ion Ratio	Ratio Out?
1	1	PFBA	213.0 > 168.8	2.51e2	1.00e4	0.249	0.000	1.21	0.313	1.0453			
2	2	PFPeA	263.1 > 218.9	2.85e2	1.35e4	0.249	0.000	2.23	0.265	1.0784			
3	3	PFBS	299.0 > 79.7		2.22e3	0.249							
4	4	4:2 FTS	327.2>307.2		4.04e3	0.249							
5	5	PFHxA	313 > 269	2.89e2	8.95e3	0.249	0.000	3.03	0.161	0.5593		12.1	NO
6	36	13C3-PFBA	216.1 > 171.8	1.00e4	1.35e4	0.249	0.744	1.22	9.30	49.6876	99.1		
7	37	13C3-PFPeA	266. > 221.8	1.35e4	2.56e4	0.249	0.526	2.22	6.58	46.8581	93.4		
8	38	13C3-PFBS	302. > 98.8	2.22e3	4.45e3	0.249	0.500	2.52	6.25	49.9256	99.5		
9	39	13C2-4:2 FTS	329.2>308.9	4.04e3	4.45e3	0.249	0.907	2.95	11.3	41.7116	83.2		
10	40	13C2-PFHxA	315 > 270	8.95e3	2.56e4	0.249	0.873	3.03	4.37	18.5763	92.6		
11	-1												
12	7	PFHpA	363.0 > 318.9		1.51e4	0.249							
13	6	PFPeS	349.1>80.1		2.22e3	0.249							
14	8	L-PFHxS	398.9 > 79.6	1.29e2	1.75e3	0.249	0.000	3.81	0.921	2.0355		1.50	NO
15	9	Br-PFHxS	398.9 > 79.6		1.75e3	0.249							
16	68	Total PFHxS	398.9 > 79.6	1.29e2	1.75e3	0.249			0.921	2.0355			
17	41	13C4-PFHpA	367.2 > 321.8	1.51e4	2.56e4	0.249	0.590	3.65	7.37	52.4386	104.5		
18	38	13C3-PFBS	302. > 98.8	2.22e3	4.45e3	0.249	0.500	2.52	6.25	49.9256	99.5		
19	42	18O2-PFHxS	403.0 > 102.6	1.75e3	4.45e3	0.249	0.394	3.81	4.92	49.4006	98.5		
20	42	18O2-PFHxS	403.0 > 102.6	1.75e3	4.45e3	0.249	0.394	3.81	4.92	49.4006	98.5		
21	42	18O2-PFHxS	403.0 > 102.6	1.75e3	4.45e3	0.249	0.394	3.81	4.92	49.4006	98.5		
22	-1												
23	10	6:2 FTS	427.1 > 407	3.31e1	4.61e3	0.249	0.000	4.11	0.0898	0.3543		1.82	YES
24	13	PFHpS	449 > 80.0	8.04e0	4.49e3	0.249	0.000	4.30	0.0224			1.49	NO
25	11	L-PFOA	412.8 > 368.9	5.59e2	2.38e4	0.249	0.000	4.18	0.293	0.7465		3.61	NO
26	12	Br-PFOA	412.8 > 368.9		2.38e4	0.249							
27	69	Total PFOA	412.8 > 368.9	5.59e2	2.38e4	0.249			0.293	0.7465			
28	43	13C2-6:2 FTS	429.1 > 408.9	4.61e3	4.50e3	0.249	1.03	4.12	12.8	44.2737	88.3		
29	44	13C2-PFOA	414.9 > 369.7	2.38e4	3.57e4	0.249	0.667	4.18	8.34	47.7047	95.1		
30	44	13C2-PFOA	414.9 > 369.7	2.38e4	3.57e4	0.249	0.667	4.18	8.34	47.7047	95.1		
31	44	13C2-PFOA	414.9 > 369.7	2.38e4	3.57e4	0.249	0.667	4.18	8.34	47.7047	95.1		
32	44	13C2-PFOA	414.9 > 369.7	2.38e4	3.57e4	0.249	0.667	4.18	8.34	47.7047	95.1		
33	-1												
34	14	PFNA	463.0 > 418.8	1.59e2	2.39e4	0.249	0.000	4.62	0.0832	0.2424		5.07	NO
35	15	PFOSA	497.9 > 77.9		2.57e3	0.249							
36	16	L-PFOS	498.9 > 79.9	2.03e2	4.49e3	0.249	0.000	4.71	0.566	2.2387		1.64	NO
37	17	Br-PFOS	498.9 > 79.9	1.25e2	4.49e3	0.249	0.000	4.59	0.349	1.3660		2.86	NO

GM 9/20/2018

Dataset: Z:\Projects\PFAS.PRO\Results\180919M1\180919M1-102.qld

Last Altered: Thursday, September 20, 2018 17:34:02 Pacific Daylight Time
Printed: Thursday, September 20, 2018 17:34:12 Pacific Daylight Time

Name: 180919M1_102, Date: 20-Sep-2018, Time: 09:56:10, ID: 1802860-20 SW1808291115GC 0.24921, Description: SW1808291115GC

	#	Name	Trace	Area	IS Area	Wt/Vol	RRF	RT	Response	Conc.	%Rec	Ion Ratio	Ratio Out?
38	70	Total PFOS	498.9 > 79.9	3.28e2	4.49e3	0.249			0.915	3.6047			
39	45	13C5-PFNA	468.2 > 422.9	2.39e4	2.81e4	0.249	0.849	4.62	10.6	44.0851	87.9		
40	46	13C8-PFOSA	506.1 > 77.7	2.57e3	3.43e4	0.249	0.0750	4.68	0.937	22.5950	45.0		
41	47	13C8-PFOS	507.0 > 79.9	4.49e3	4.50e3	0.249	0.998	4.71	12.5	47.8230	95.3		
42	47	13C8-PFOS	507.0 > 79.9	4.49e3	4.50e3	0.249	0.998	4.71	12.5	47.8230	95.3		
43	47	13C8-PFOS	507.0 > 79.9	4.49e3	4.50e3	0.249	0.998	4.71	12.5	47.8230	95.3		
44	-1												
45	18	PFDA	513 > 468.8		2.05e4	0.249							
46	19	8:2 FTS	527 > 506.9		3.73e3	0.249							
47	20	PFNS	549.1 > 80.1		4.49e3	0.249							
48	26	PFDS	598.8 > 79.9		4.49e3	0.249							
49	25	PFUdA	563.0 > 518.9	9.40e1	2.78e4	0.249	0.000	5.33	0.0423	0.1298		29.8	YES
50	48	13C2-PFDA	515.1 > 469.9	2.05e4	2.90e4	0.249	0.709	5.00	8.86	38.6169	77.0		
51	49	13C2-8:2 FTS	529.1 > 508.7	3.73e3	4.50e3	0.249	0.831	4.97	10.4	46.0180	91.7		
52	47	13C8-PFOS	507.0 > 79.9	4.49e3	4.50e3	0.249	0.998	4.71	12.5	47.8230	95.3		
53	47	13C8-PFOS	507.0 > 79.9	4.49e3	4.50e3	0.249	0.998	4.71	12.5	47.8230	95.3		
54	51	13C2-PFUdA	565 > 519.8	2.78e4	3.43e4	0.249	0.810	5.33	10.1	41.6533	83.0		
55	-1												
56	21	L-MeFOSAA	570 > 419		6.79e3	0.249							
57	22	Br-MeFOSAA	570. > 419		6.79e3	0.249							
58	71	Total N-MeFOSAA	570. > 419	0.00e0	6.79e3	0.249			0.000				
59	29	PFTrDA	662.9 > 618.9		2.61e4	0.249							
60	30	PFTeDA	712.8 > 669.0	3.77e1	2.03e4	0.249	0.000	6.09	0.0233			118	YES
61	50	d3-N-MeFOSAA	573.3 > 419	6.79e3	3.43e4	0.249	0.198	5.15	2.47	43.1388	86.0		
62	50	d3-N-MeFOSAA	573.3 > 419	6.79e3	3.43e4	0.249	0.198	5.15	2.47	43.1388	86.0		
63	50	d3-N-MeFOSAA	573.3 > 419	6.79e3	3.43e4	0.249	0.198	5.15	2.47	43.1388	86.0		
64	53	13C2-PFDoA	615.0 > 569.7	2.61e4	2.90e4	0.249	0.900	5.61	11.2	40.9483	81.6		
65	55	13C2-PFTeDA	714.8 > 669.6	2.03e4	3.43e4	0.249	0.591	6.08	7.39	46.6657	93.0		
66	-1												
67	23	L-EtFOSAA	584.1 > 419		7.34e3	0.249							
68	24	Br-ETFOSAA	584.1 > 419		7.34e3	0.249							
69	72	Total N-EtFOSAA	584.1 > 419	0.00e0	7.34e3	0.249			0.000				
70	27	PFDoA	612.9 > 569.0		2.61e4	0.249							
71	73	TCDA	498.3>106.9			0.249							
72	52	d5-N-EtFOSAA	589.3 > 419	7.34e3	3.43e4	0.249	0.214	5.31	2.68	41.9471	83.6		
73	52	d5-N-EtFOSAA	589.3 > 419	7.34e3	3.43e4	0.249	0.214	5.31	2.68	41.9471	83.6		
74	52	d5-N-EtFOSAA	589.3 > 419	7.34e3	3.43e4	0.249	0.214	5.31	2.68	41.9471	83.6		

GM 9/20/2018

Dataset: Z:\Projects\PFAS.PRO\Results\180919M1\180919M1-102.qld

Last Altered: Thursday, September 20, 2018 17:34:02 Pacific Daylight Time
Printed: Thursday, September 20, 2018 17:34:12 Pacific Daylight Time

Name: 180919M1_102, Date: 20-Sep-2018, Time: 09:56:10, ID: 1802860-20 SW1808291115GC 0.24921, Description: SW1808291115GC

	#	Name	Trace	Area	IS Area	Wt/Vol	RRF	RT	Response	Conc.	%Rec	Ion Ratio	Ratio Out?
75	53	13C2-PFDoA	615.0 > 569.7	2.61e4	2.90e4	0.249	0.900	5.61	11.2	40.9483	81.6		
76	47	13C8-PFOS	507.0 > 79.9	4.49e3	4.50e3	0.249	0.998	4.71	12.5	47.8230	95.3		
77	-1												
78	60	13C4-PFBA	217. > 172	1.35e4	1.35e4	0.249	1.00	1.22	12.5	50.1585	100.0		
79	61	13C5-PFHxA	318 > 272.9	2.56e4	2.56e4	0.249	1.00	3.03	12.5	50.1585	100.0		
80	62	13C3-PFHxS	401.8 > 79.9	4.45e3	4.45e3	0.249	1.00	3.81	12.5	50.1585	100.0		
81	63	13C8-PFOA	420.9 > 376	3.57e4	3.57e4	0.249	1.00	4.18	12.5	50.1585	100.0		
82	64	13C9-PFNA	472.2 > 426.9	2.81e4	2.81e4	0.249	1.00	4.62	12.5	50.1585	100.0		
83	65	13C4-PFOS	503 > 79.9	4.50e3	4.50e3	0.249	1.00	4.71	12.5	50.1585	100.0		
84	66	13C6-PFDA	519.1 > 473.7	2.90e4	2.90e4	0.249	1.00	5.00	12.5	50.1585	100.0		
85	67	13C7-PFUdA	570.1 > 524.8	3.43e4	3.43e4	0.249	1.00	5.33	12.5	50.1585	100.0		

GM 9/20/2018

Dataset: Z:\Projects\PFAS.PRO\Results\180919M1\180919M1-102.qld

Last Altered: Thursday, September 20, 2018 17:34:02 Pacific Daylight Time
Printed: Thursday, September 20, 2018 17:34:12 Pacific Daylight Time

Method: Z:\Projects\PFAS.pro\MethDB\PFAS_FULL_80C_091918.mdb 20 Sep 2018 08:42:56
Calibration: Z:\Projects\PFAS.pro\CurveDB\C18_VAL-PFAS_Q4_09-18-18.cdb 19 Sep 2018 09:23:23

Name: 180919M1_102, Date: 20-Sep-2018, Time: 09:56:10, ID: 1802860-20 SW1808291115GC 0.24921, Description: SW1808291115GC

PFBA

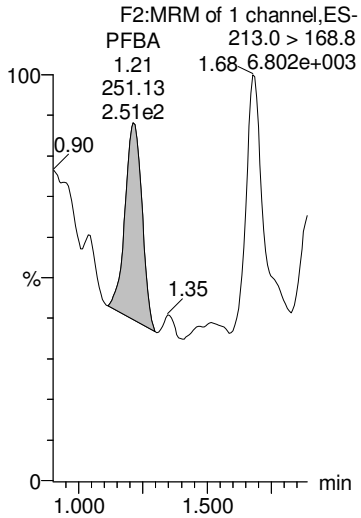

PFPeA

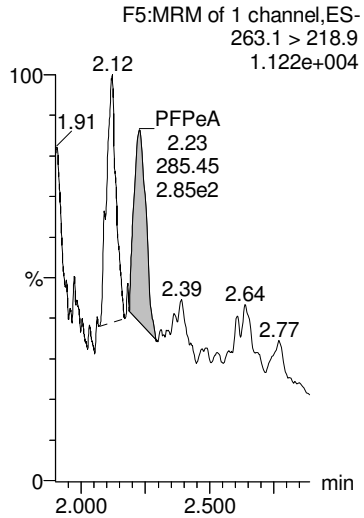

PFBS

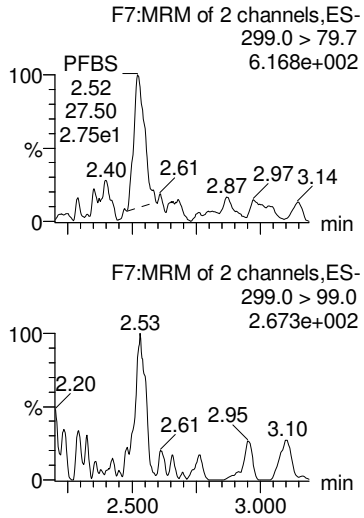

4:2 FTS

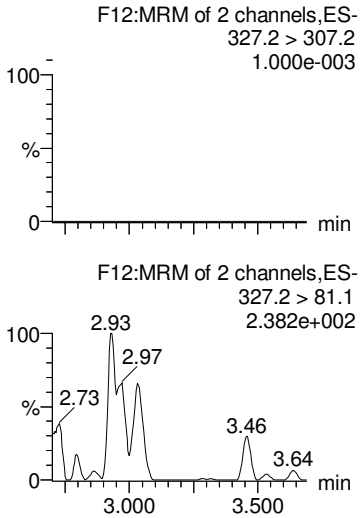

PFHxA

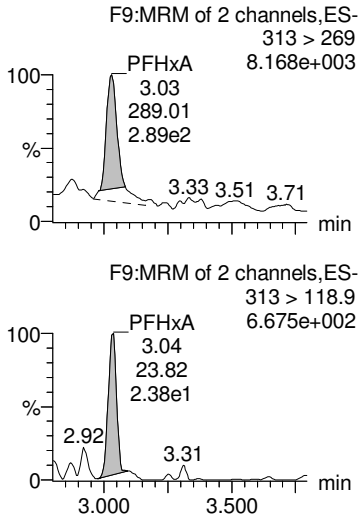

13C3-PFBA

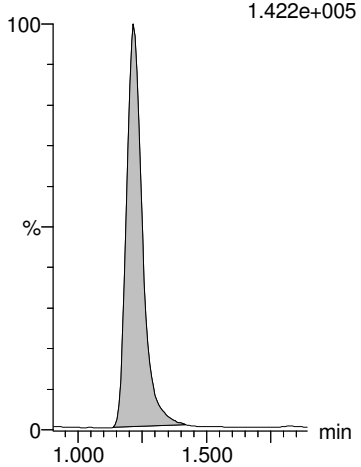

13C3-PFPeA

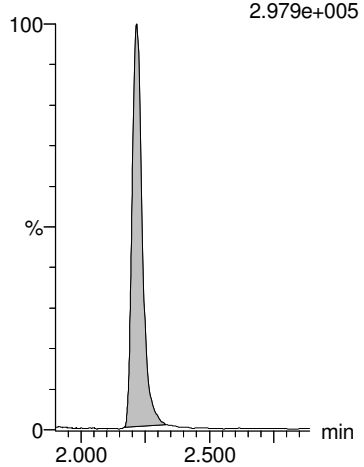

13C3-PFBS

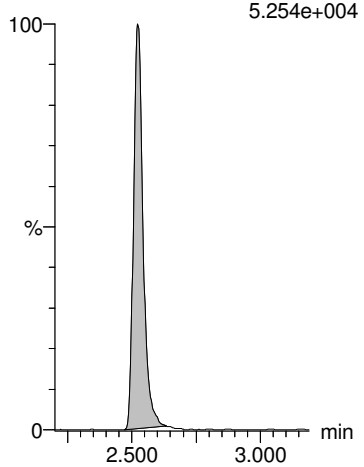

13C2-4:2 FTS

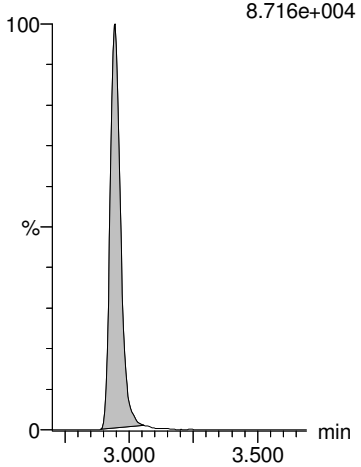

13C2-PFHxA

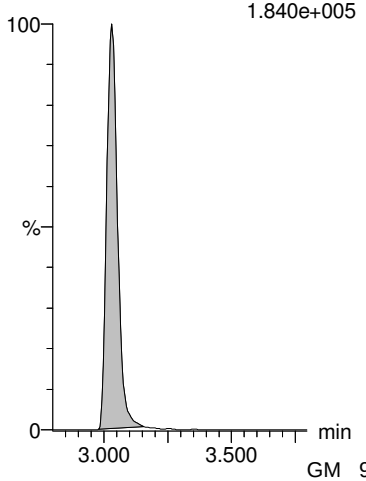

GM 9/20/2018

Dataset: Z:\Projects\PFAS.PRO\Results\180919M1\180919M1-102.qld

Last Altered: Thursday, September 20, 2018 17:34:02 Pacific Daylight Time
Printed: Thursday, September 20, 2018 17:34:12 Pacific Daylight Time

Name: 180919M1_102, Date: 20-Sep-2018, Time: 09:56:10, ID: 1802860-20 SW1808291115GC 0.24921, Description: SW1808291115GC

PFHpA

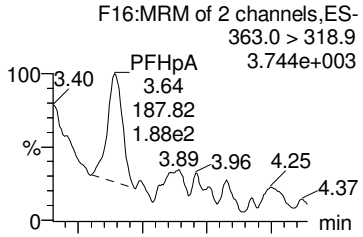

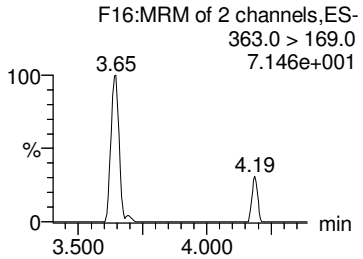

PFPeS

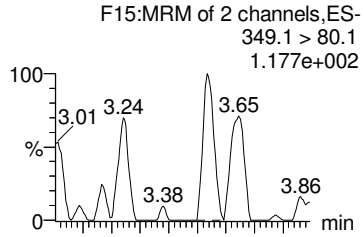

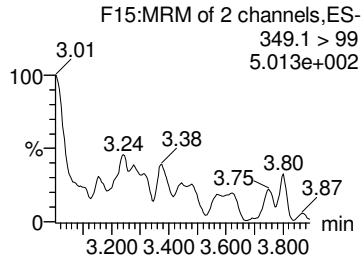

L-PFHxS

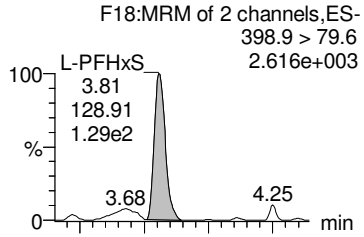

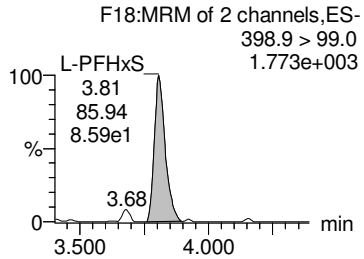

Br-PFHxS

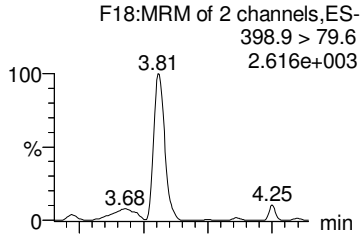

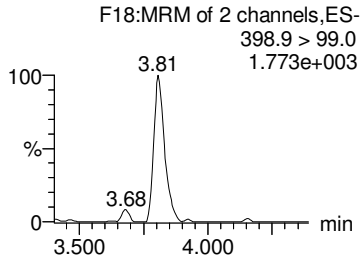

Total PFHxS

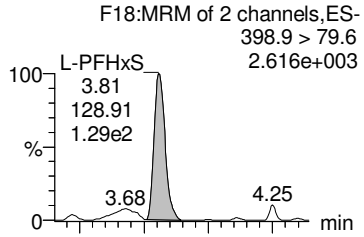

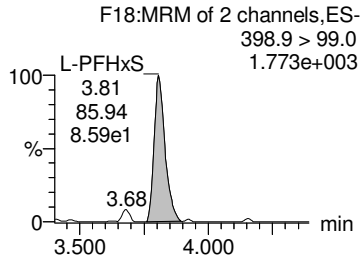

13C4-PFHpA

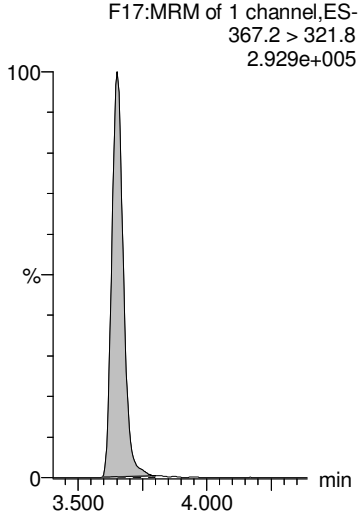

13C3-PFBS

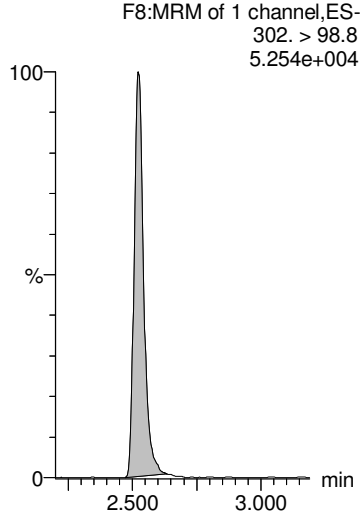

18O2-PFHxS

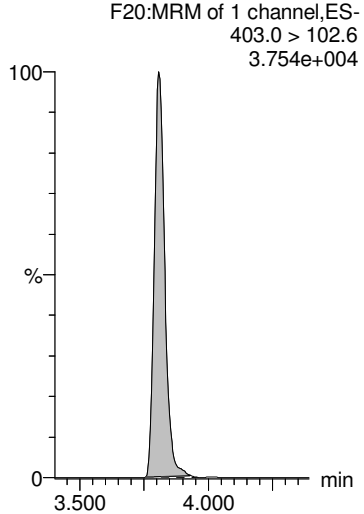

18O2-PFHxS

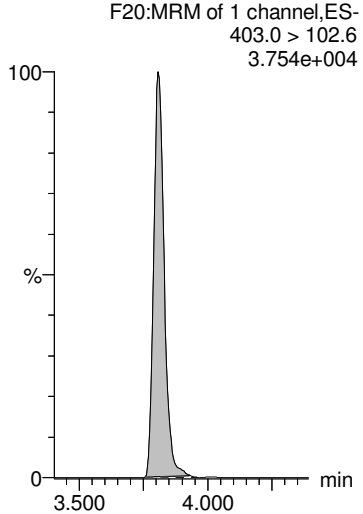

18O2-PFHxS

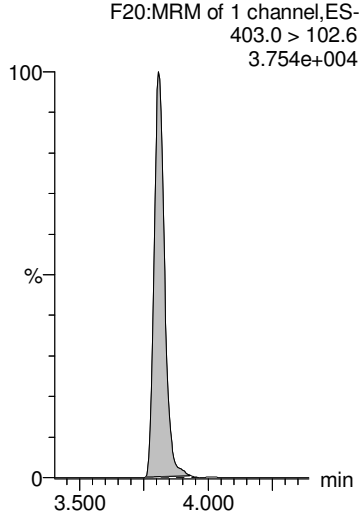

GM 9/20/2018

Dataset: Z:\Projects\PFAS.PRO\Results\180919M1\180919M1-102.qld

Last Altered: Thursday, September 20, 2018 17:34:02 Pacific Daylight Time
Printed: Thursday, September 20, 2018 17:34:12 Pacific Daylight Time

Name: 180919M1_102, Date: 20-Sep-2018, Time: 09:56:10, ID: 1802860-20 SW1808291115GC 0.24921, Description: SW1808291115GC

6:2 FTS

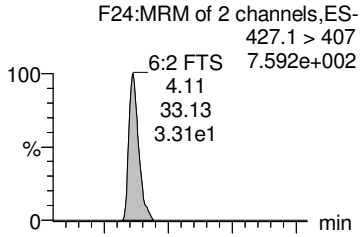

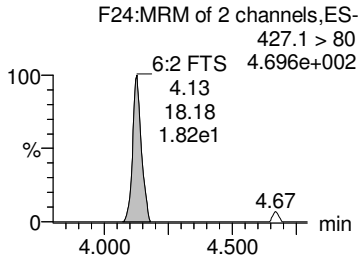

PFHpS

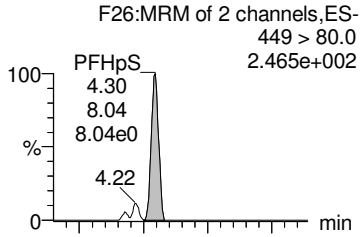

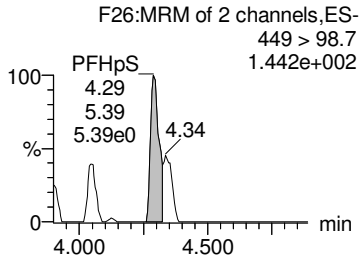

L-PFOA

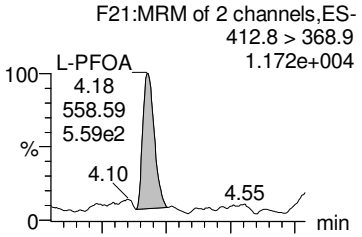

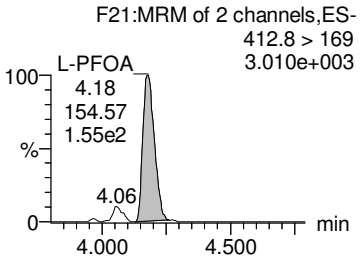

Br-PFOA

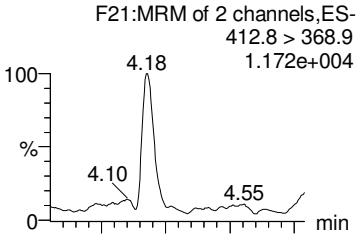

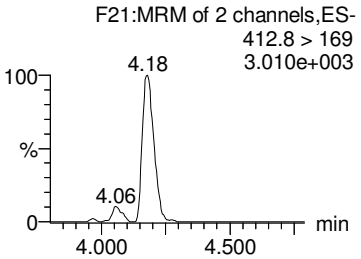

Total PFOA

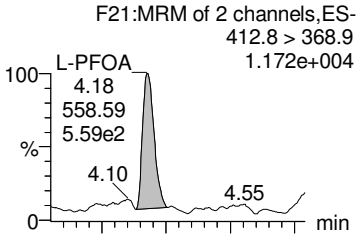

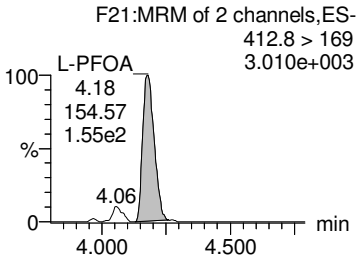

13C2-6:2 FTS

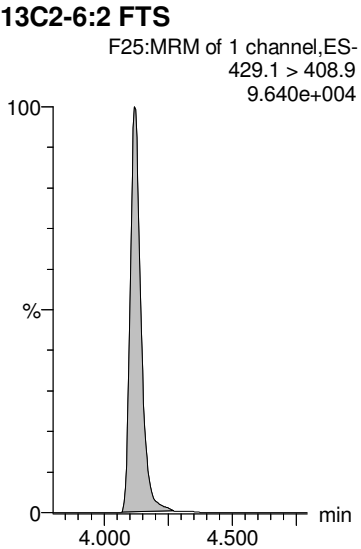

13C2-PFOA

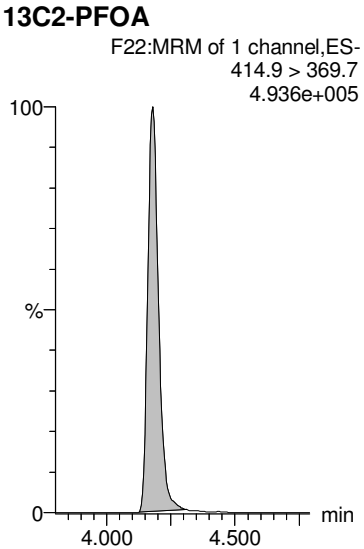

13C2-PFOA

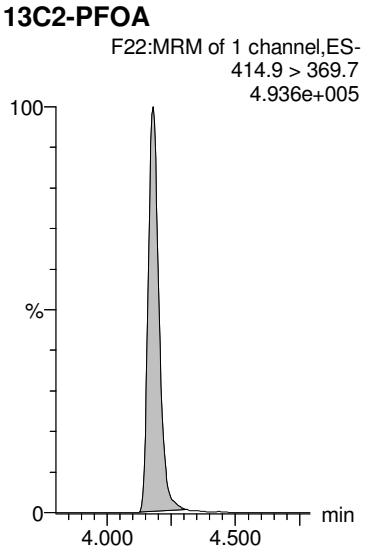

13C2-PFOA

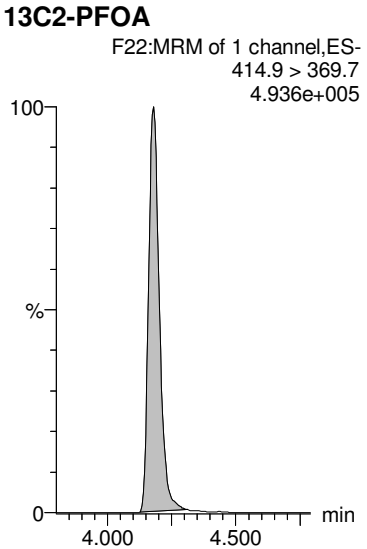

13C2-PFOA

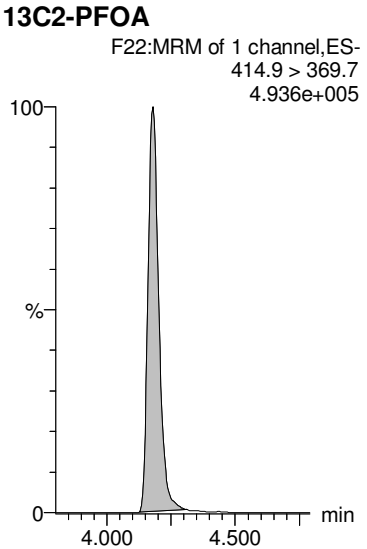

GM 9/20/2018

Dataset: Z:\Projects\PFAS.PRO\Results\180919M1\180919M1-102.qld

Last Altered: Thursday, September 20, 2018 17:34:02 Pacific Daylight Time
Printed: Thursday, September 20, 2018 17:34:12 Pacific Daylight Time

Name: 180919M1_102, Date: 20-Sep-2018, Time: 09:56:10, ID: 1802860-20 SW1808291115GC 0.24921, Description: SW1808291115GC

PFNA

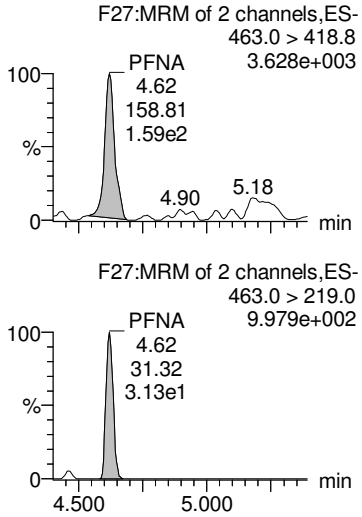

PFOSA

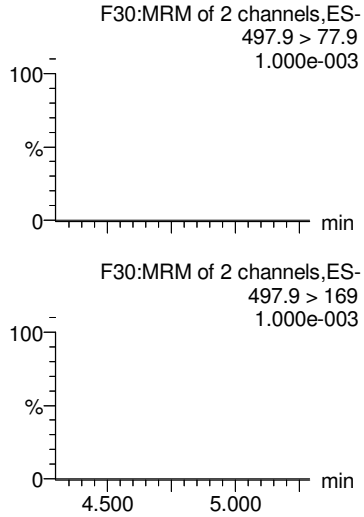

L-PFOS

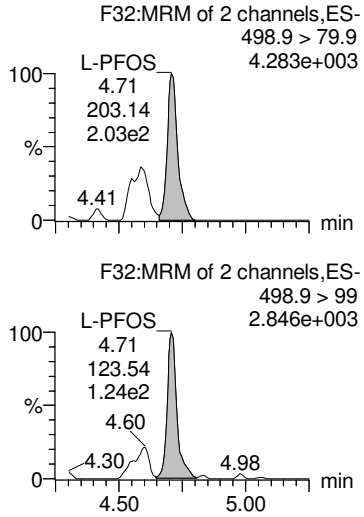

Br-PFOS

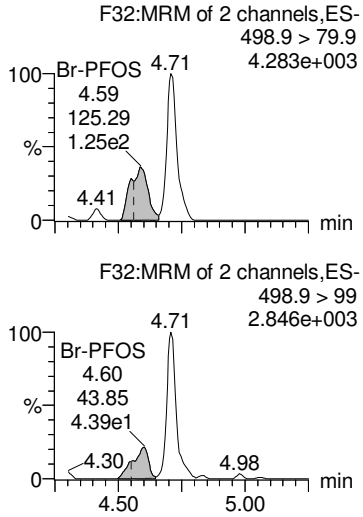

Total PFOS

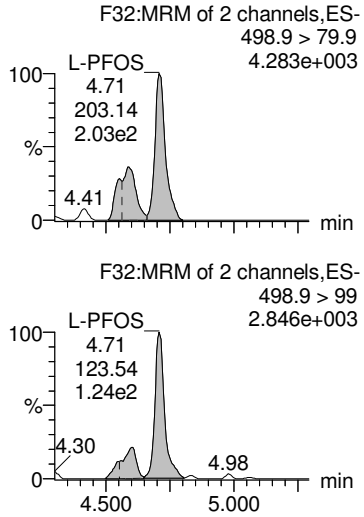

13C5-PFNA

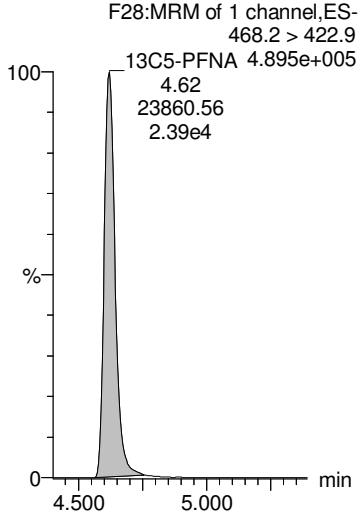

13C8-PFOSA

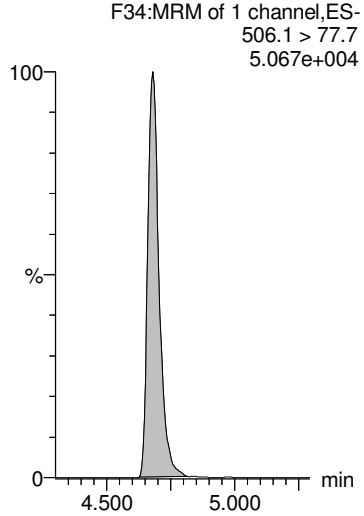

13C8-PFOS

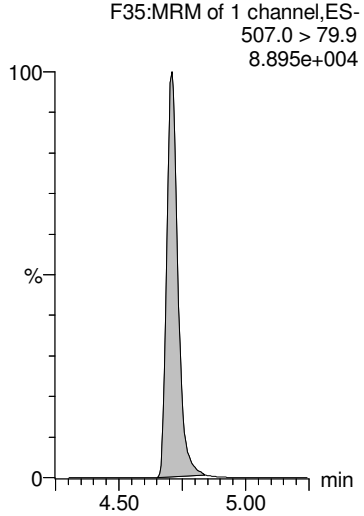

13C8-PFOS

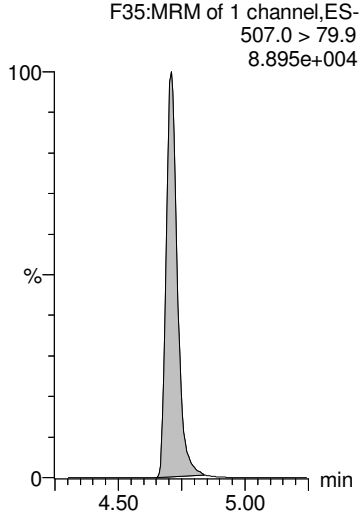

13C8-PFOS

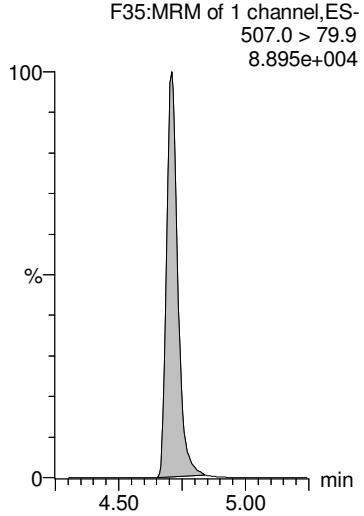

GM 9/20/2018

Dataset: Z:\Projects\PFAS.PRO\Results\180919M1\180919M1-102.qld

Last Altered: Thursday, September 20, 2018 17:34:02 Pacific Daylight Time
Printed: Thursday, September 20, 2018 17:34:12 Pacific Daylight Time

Name: 180919M1_102, Date: 20-Sep-2018, Time: 09:56:10, ID: 1802860-20 SW1808291115GC 0.24921, Description: SW1808291115GC

PFDA

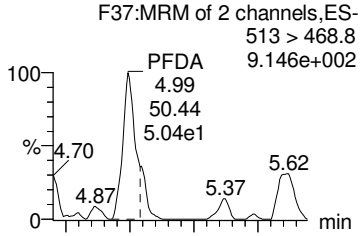

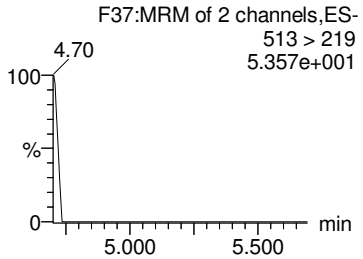

8:2 FTS

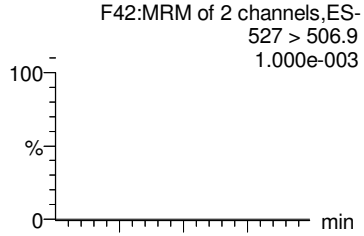

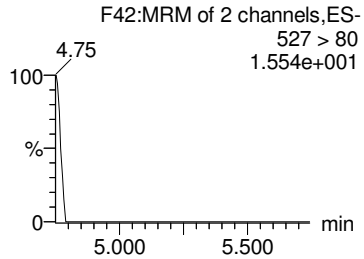

PFNS

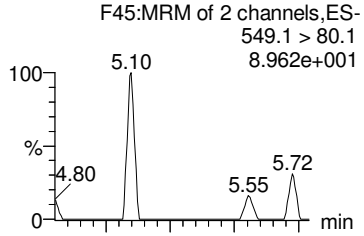

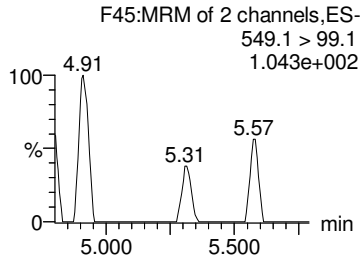

PFDS

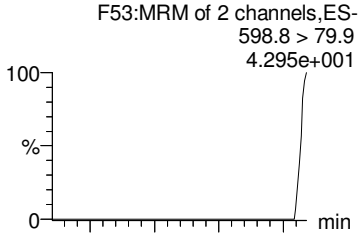

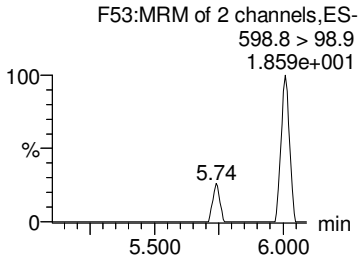

PFUdA

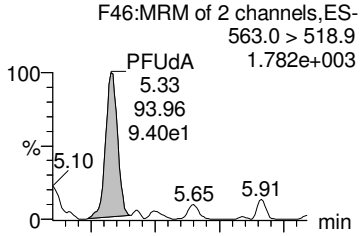

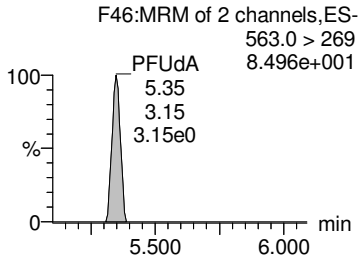

13C2-PFDA

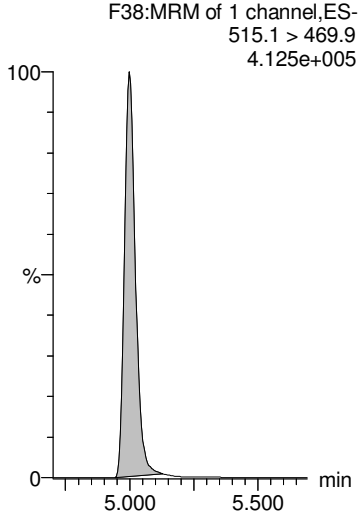

13C2-8:2 FTS

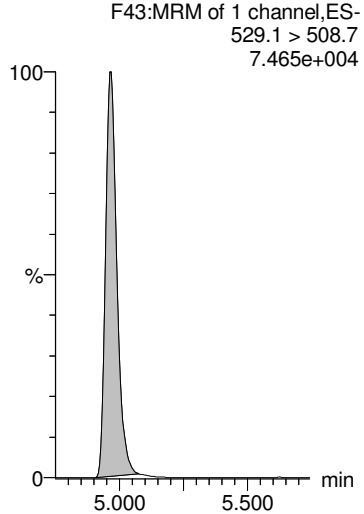

13C8-PFOS

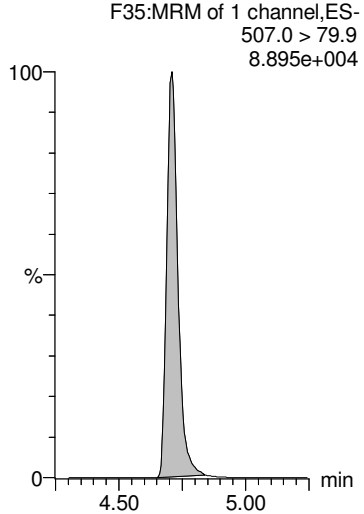

13C8-PFOS

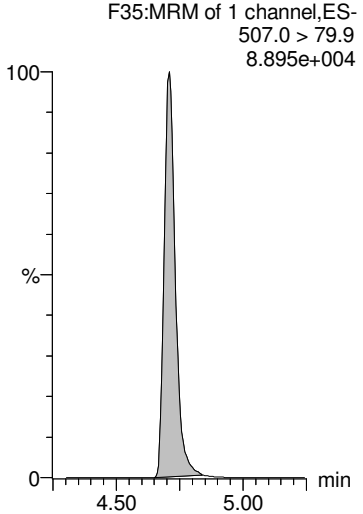

13C2-PFUdA

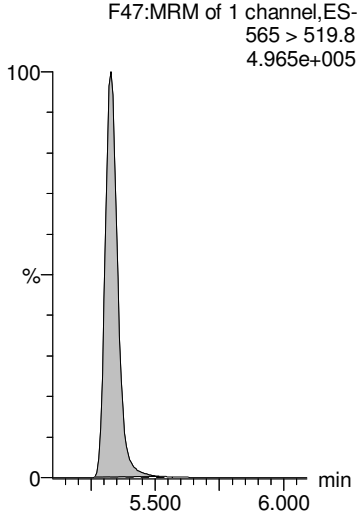

GM 9/20/2018

Dataset: Z:\Projects\PFAS.PRO\Results\180919M1\180919M1-102.qld

Last Altered: Thursday, September 20, 2018 17:34:02 Pacific Daylight Time
Printed: Thursday, September 20, 2018 17:34:12 Pacific Daylight Time

Name: 180919M1_102, Date: 20-Sep-2018, Time: 09:56:10, ID: 1802860-20 SW1808291115GC 0.24921, Description: SW1808291115GC

L-MeFOSAA

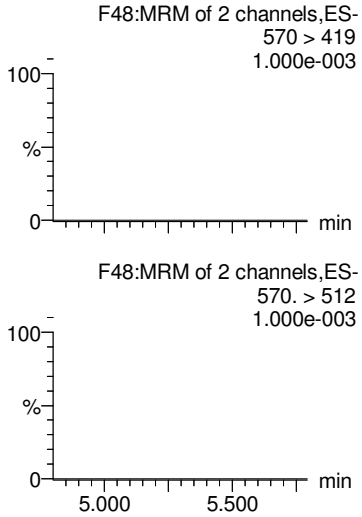

Br-MeFOSAA

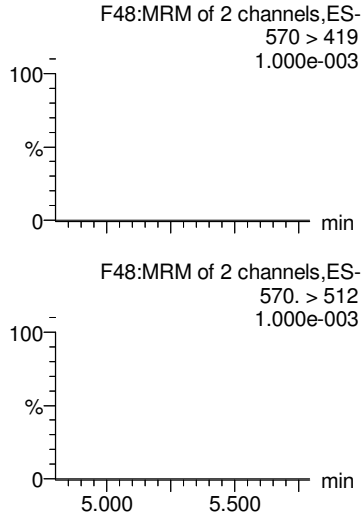

Total N-MeFOSAA

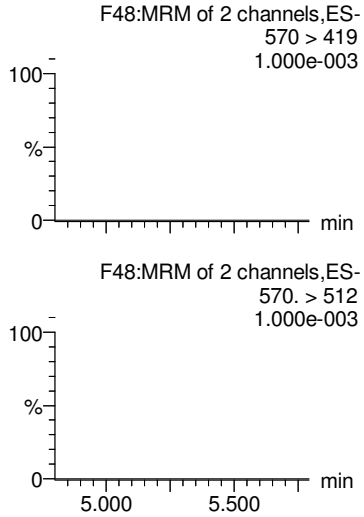

PFTrDA

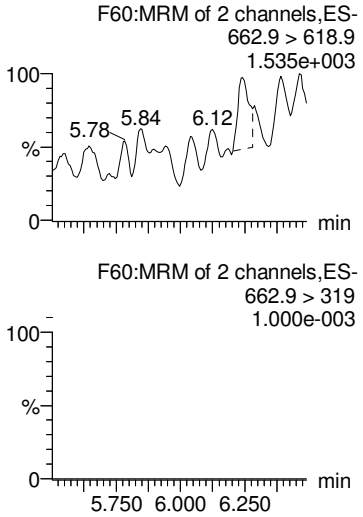

PFTeDA

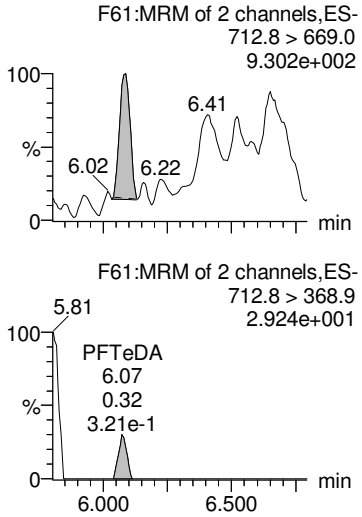

d3-N-MeFOSAA

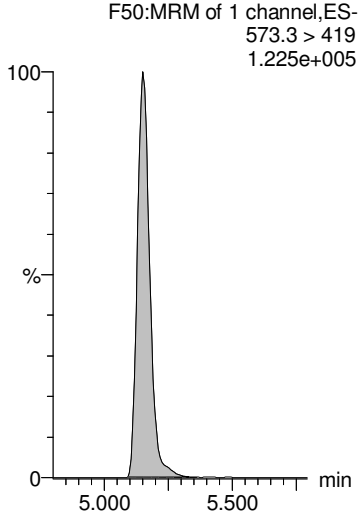

d3-N-MeFOSAA

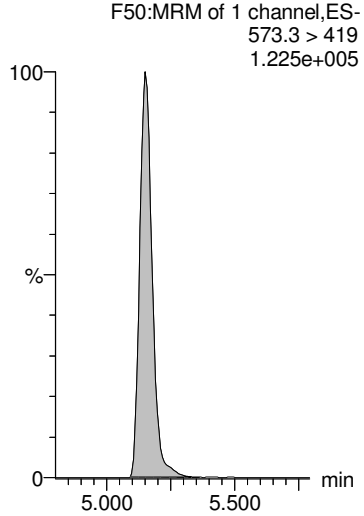

d3-N-MeFOSAA

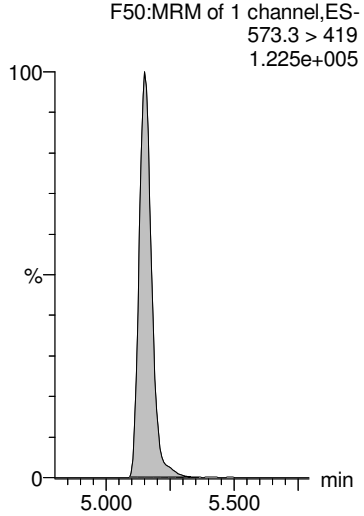

13C2-PFDoA

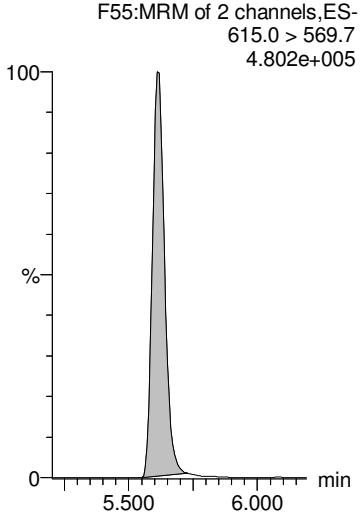

13C2-PFTeDA

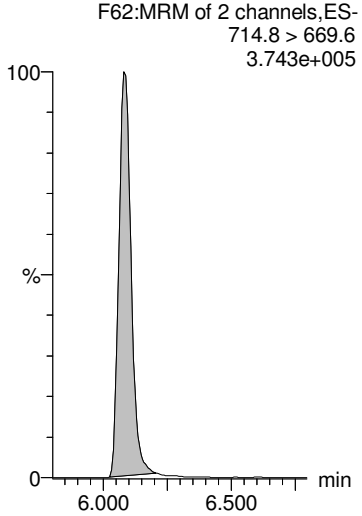

GM 9/20/2018

Dataset: Z:\Projects\PFAS.PRO\Results\180919M1\180919M1-102.qld

Last Altered: Thursday, September 20, 2018 17:34:02 Pacific Daylight Time
Printed: Thursday, September 20, 2018 17:34:12 Pacific Daylight Time

Name: 180919M1_102, Date: 20-Sep-2018, Time: 09:56:10, ID: 1802860-20 SW1808291115GC 0.24921, Description: SW1808291115GC

L-EtFOSAA

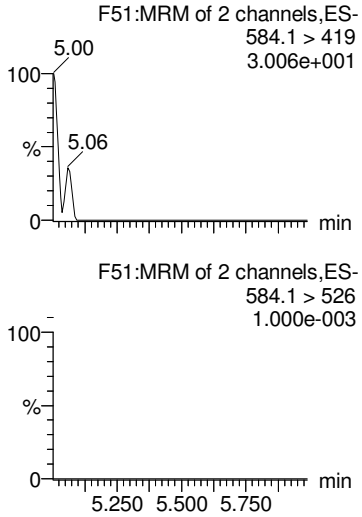

Br-ETFOSAA

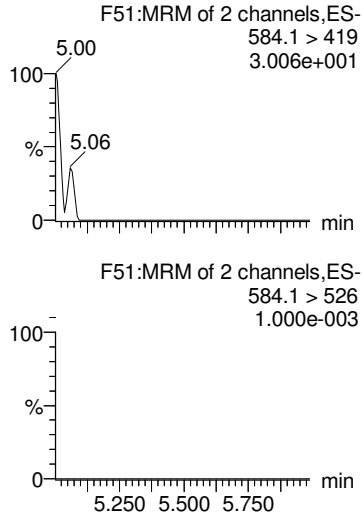

Total N-EtFOSAA

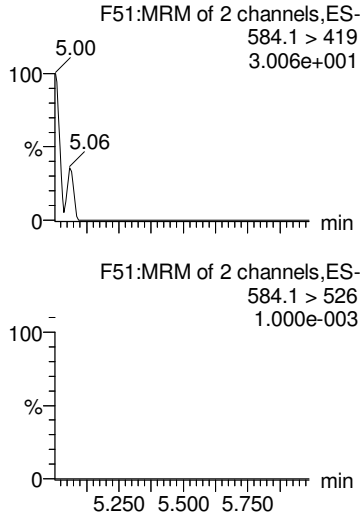

PFDoA

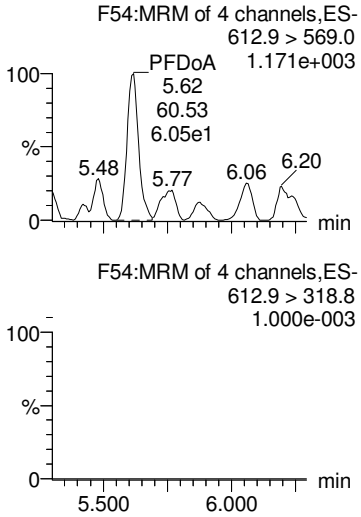

TCDA

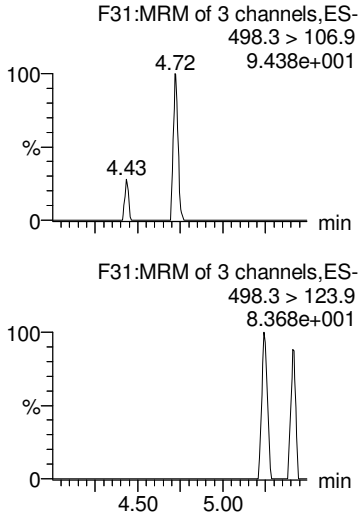

d5-N-EtFOSAA

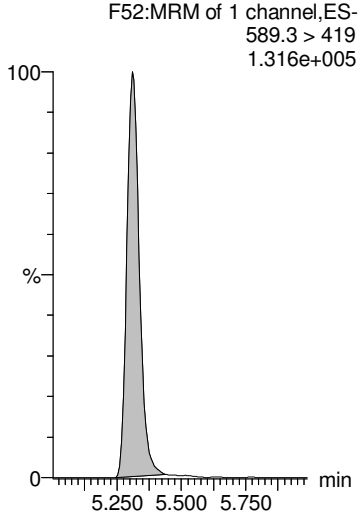

d5-N-EtFOSAA

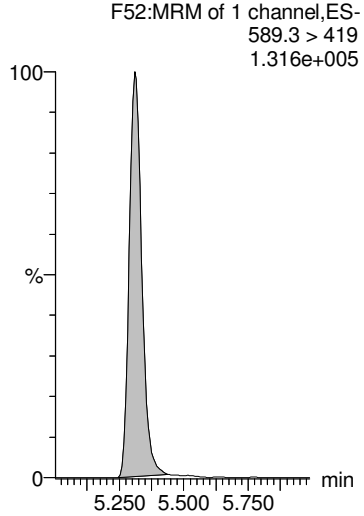

d5-N-EtFOSAA

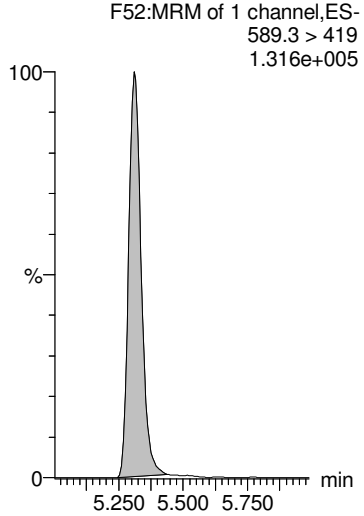

13C2-PFDoA

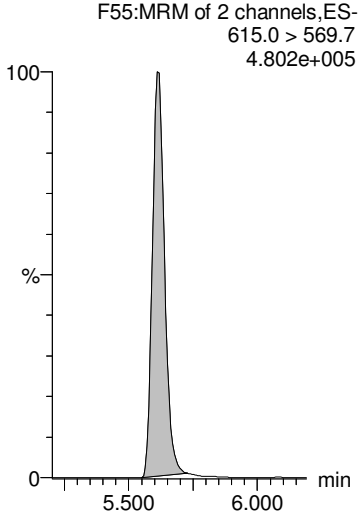

13C8-PFOS

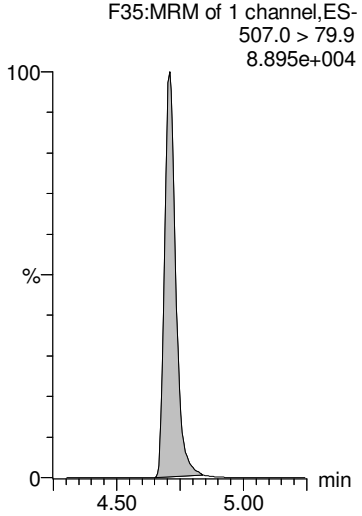

GM 9/20/2018

Dataset: Z:\Projects\PFAS.PRO\Results\180919M1\180919M1-102.qld

Last Altered: Thursday, September 20, 2018 17:34:02 Pacific Daylight Time
Printed: Thursday, September 20, 2018 17:34:12 Pacific Daylight Time

Name: 180919M1_102, Date: 20-Sep-2018, Time: 09:56:10, ID: 1802860-20 SW1808291115GC 0.24921, Description: SW1808291115GC

13C4-PFBA

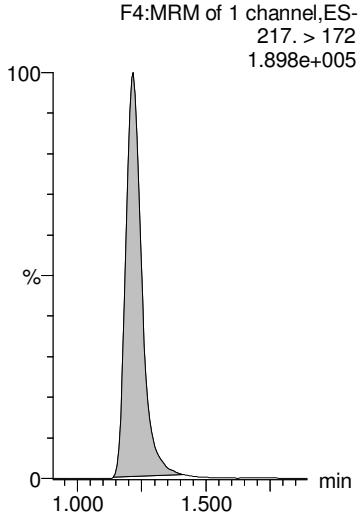

13C5-PFHxA

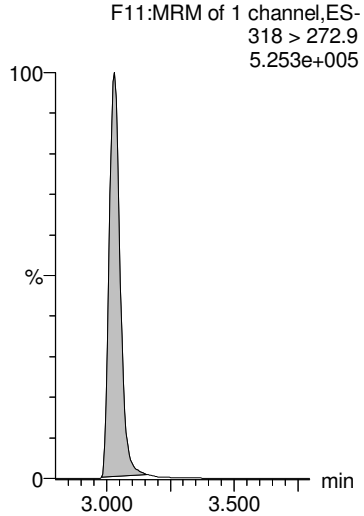

13C3-PFHxS

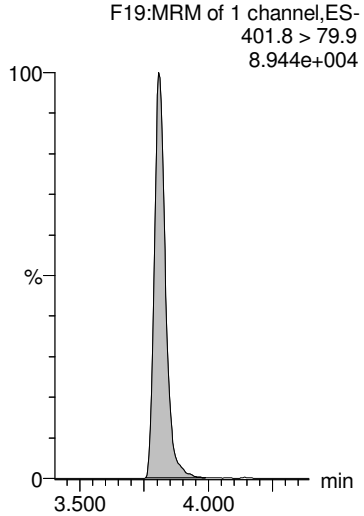

13C8-PFOA

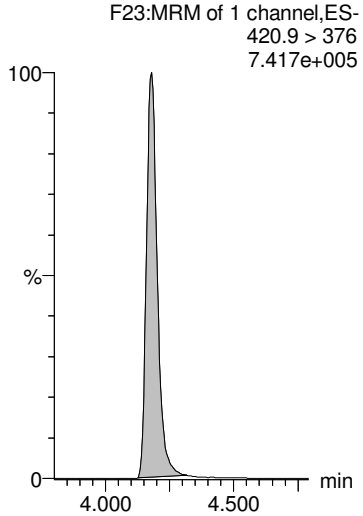

13C9-PFNA

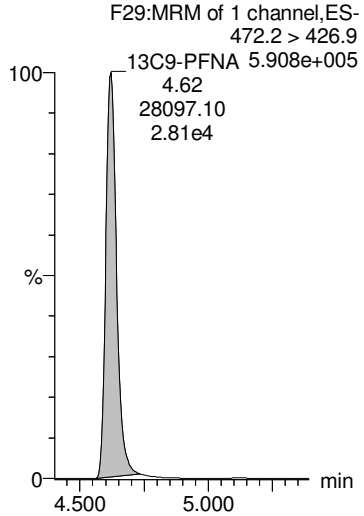

13C4-PFOS

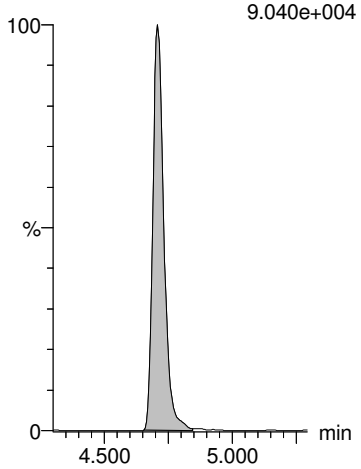

13C6-PFDA

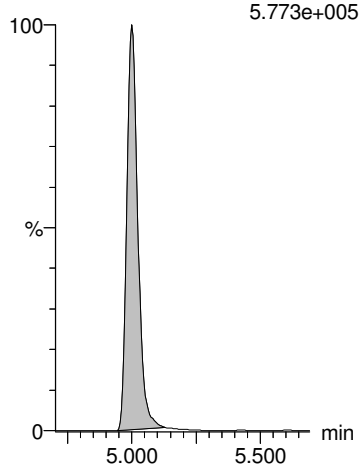

13C7-PFUdA

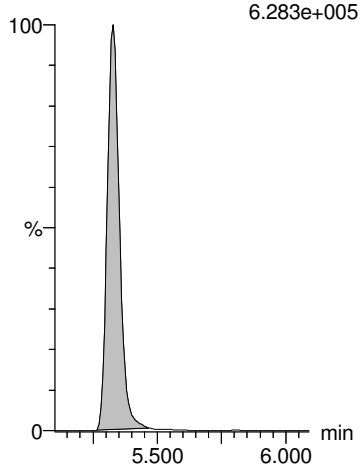

GM 9/20/2018

CONTINUING CALIBRATION

Vista Analytical Laboratory

Dataset: F:\Projects\PFAS.PRO\Results\180919M1\180919M1-67.qld

Last Altered: Thursday, September 20, 2018 08:50:34 Pacific Daylight Time
Printed: Thursday, September 20, 2018 09:15:09 Pacific Daylight Time

AD 9/20/18 JM 9/20/18

Name: 180919M1_67, Date: 20-Sep-2018, Time: 03:45:19, ID: ST180919M1-14 PFC CS0 18I1703, Description: PFC CS0 18I1703

	#	Name	Trace	Area	IS Area	wt/vol	RT	Response	Conc.	%Rec	Recovery ...	Ion Ratio	Ratio Out?
1	1	PFBA	213.0 > 168.8	1648.545	18487.506	1.00	1.21	1.115	1.0	96.3	NO		
2	2	PFPeA	263.1 > 218.9	1937.060	24697.436	1.00	2.22	0.980	1.0	100.1	NO		
3	3	PFBS	299.0 > 79.7	479.611	3264.970	1.00	2.53	1.836	1.0	104.4	NO	2.738	NO
4	4	4:2 FTS	327.2>307.2	484.754	6320.737	1.00	2.94	0.959	0.9	88.8	NO	1.546	NO
5	5	PFHxA	313 > 269	3229.778	15862.930	1.00	3.03	1.018	1.0	100.8	NO	15.239	NO
6	6	PFPeS	349.1>80.1	368.862	3264.970	1.00	3.24	1.412	1.0	95.7	NO	1.430	NO
7	36	13C3-PFBA	216.1 > 171.8	18487.506	24185.939	1.00	1.22	9.555	12.7	101.7	NO		
8	37	13C3-PFPeA	266. > 221.8	24697.436	42989.629	1.00	2.22	7.181	12.7	102.0	NO		
9	38	13C3-PFBS	302. > 98.8	3264.970	6216.672	1.00	2.52	6.565	13.1	104.5	NO		
10	39	13C2-4:2 FTS	329.2>308.9	6320.737	6216.672	1.00	2.94	12.709	11.6	93.2	NO		
11	40	13C2-PFHxA	315 > 270	15862.930	42989.629	1.00	3.03	4.612	4.9	97.8	NO		
12	38	13C3-PFBS	302. > 98.8	3264.970	6216.672	1.00	2.52	6.565	13.1	104.5	NO		
13	-1												
14	10	6:2 FTS	427.1 > 407	687.930	6818.019	1.00	4.12	1.261	1.0	102.3	NO	3.188	NO
15	7	PFHpA	363.0 > 318.9	2453.398	25364.045	1.00	3.65	1.209	1.0	100.0	NO	21.601	NO
16	8	L-PFHxS	398.9 > 79.6	352.467	2575.553	1.00	3.81	1.711	0.9	91.5	NO	1.585	NO
17	11	L-PFOA	412.8 > 368.9	5186.945	43091.414	1.00	4.18	1.505	1.0	102.9	NO	3.583	NO
18	13	PFHpS	449 > 80.0	489.499	6400.710	1.00	4.29	0.956	1.1	105.7	NO	1.809	NO
19	14	PFNA	463.0 > 418.8	4216.732	43696.551	1.00	4.62	1.206	1.0	104.1	NO	5.153	NO
20	43	13C2-6:2 FTS	429.1 > 408.9	6818.019	6413.096	1.00	4.12	13.289	11.4	91.5	NO		
21	41	13C4-PFHpA	367.2 > 321.8	25364.045	42989.629	1.00	3.65	7.375	13.1	104.6	NO		
22	42	18O2-PFHxS	403.0 > 102.6	2575.553	6216.672	1.00	3.81	5.179	13.0	103.7	NO		
23	44	13C2-PFOA	414.9 > 369.7	43091.414	59120.992	1.00	4.18	9.111	13.0	103.9	NO		
24	47	13C8-PFOS	507.0 > 79.9	6400.710	6413.096	1.00	4.71	12.476	11.9	95.3	NO		
25	45	13C5-PFNA	468.2 > 422.9	43696.551	44599.563	1.00	4.62	12.247	12.7	101.4	NO		
26	-1												
27	15	PFOSA	497.9 > 77.9	641.770	7956.693	1.00	4.68	1.008	0.9	94.1	NO	29.879	YES
28	16	L-PFOS	498.9 > 79.9	413.024	6400.710	1.00	4.71	0.807	0.8	80.0	NO	1.708	NO
29	18	PFDA	513 > 468.8	4170.771	40750.852	1.00	5.00	1.279	1.0	98.1	NO	6.008	NO
30	19	8:2 FTS	527 > 506.9	736.518	5434.711	1.00	4.97	1.694	1.1	110.0	NO	2.941	NO
31	20	PFNS	549.1 > 80.1	370.571	6400.710	1.00	5.06	0.724	1.0	104.3	NO	1.650	NO
32	21	L-MeFOSAA	570 > 419	1404.071	12238.826	1.00	5.16	1.434	1.1	105.8	NO	2.853	YES
33	46	13C8-PFOSA	506.1 > 77.7	7956.693	54151.570	1.00	4.68	1.837	11.0	88.3	NO		
34	47	13C8-PFOS	507.0 > 79.9	6400.710	6413.096	1.00	4.71	12.476	11.9	95.3	NO		
35	48	13C2-PFDA	515.1 > 469.9	40750.852	44680.313	1.00	5.00	11.401	12.4	99.1	NO		
36	49	13C2-8:2 FTS	529.1 > 508.7	5434.711	6413.096	1.00	4.97	10.593	11.7	93.6	NO		

Dataset: F:\Projects\PFAS.PRO\Results\180919M1\180919M1-67.qld

Last Altered: Thursday, September 20, 2018 08:50:34 Pacific Daylight Time
Printed: Thursday, September 20, 2018 09:15:09 Pacific Daylight Time

Name: 180919M1_67, Date: 20-Sep-2018, Time: 03:45:19, ID: ST180919M1-14 PFC CS0 18I1703, Description: PFC CS0 18I1703

	#	Name	Trace	Area	IS Area	wt/vol	RT	Response	Conc.	%Rec	Recovery ...	Ion Ratio	Ratio Out?
37	47	13C8-PFOS	507.0 > 79.9	6400.710	6413.096	1.00	4.71	12.476	11.9	95.3	NO		
38	50	d3-N-MeFOSAA	573.3 > 419	12238.826	54151.570	1.00	5.15	2.825	12.3	98.2	NO		
39	-1												
40	23	L-EtFOSAA	584.1 > 419	1072.997	14172.764	1.00	5.32	0.946	0.9	92.7	NO	1.510	NO
41	27	PFDoA	612.9 > 569.0	4906.720	48412.031	1.00	5.62	1.267	1.0	96.1	NO	9.994	NO
42	26	PFDS	598.8 > 79.9	536.477	6400.710	1.00	5.38	1.048	1.1	106.6	NO	2.190	YES
43	25	PFUdA	563.0 > 518.9	4331.649	51329.105	1.00	5.33	1.055	1.1	106.8	NO	13.872	NO
44	28	N-MeFOSA	512.1 > 168.9	1047.627	31462.670	1.00	5.74	4.995	5.2	103.9	NO	1.502	NO
45	29	PFTrDA	662.9 > 618.9	4901.630	48412.031	1.00	5.87	1.266	1.0	95.2	NO	29.147	NO
46	52	d5-N-EtFOSAA	589.3 > 419	14172.764	54151.570	1.00	5.31	3.272	12.8	102.2	NO		
47	53	13C2-PFDoA	615.0 > 569.7	48412.031	44680.313	1.00	5.62	13.544	12.3	98.3	NO		
48	47	13C8-PFOS	507.0 > 79.9	6400.710	6413.096	1.00	4.71	12.476	11.9	95.3	NO		
49	51	13C2-PFUdA	565 > 519.8	51329.105	54151.570	1.00	5.33	11.848	12.2	97.2	NO		
50	54	d3-N-MeFOSA	515.2 > 168.9	31462.670	54151.570	1.00	5.76	7.263	138.1	92.0	NO		
51	53	13C2-PFDoA	615.0 > 569.7	48412.031	44680.313	1.00	5.62	13.544	12.3	98.3	NO		
52	-1												
53	30	PFTeDA	712.8 > 669.0	4498.692	33231.438	1.00	6.09	1.692	0.9	93.3	NO	17.831	YES
54	31	N-EtFOSA	526.1 > 168.9	1114.216	37604.891	1.00	6.17	4.444	5.0	100.2	NO	1.530	NO
55	32	PFHxDA	813.1 > 768.6	2731.649	19226.158	1.00	6.43	0.710	1.0	103.9	NO	46.075	YES
56	33	PFODA	913.1 > 868.8	3598.285	19226.158	1.00	6.67	0.936	1.0	99.2	NO		
57	34	N-MeFOSE	616.1 > 58.9	775.779	25266.828	1.00	6.38	4.606	5.0	99.9	NO		
58	35	N-EtFOSE	630.1 > 58.9	945.983	25748.242	1.00	6.52	5.511	4.9	98.2	NO		
59	55	13C2-PFTeDA	714.8 > 669.6	33231.438	54151.570	1.00	6.09	7.671	12.1	96.5	NO		
60	56	d5-N-ETFOSA	531.1 > 168.9	37604.891	54151.570	1.00	6.19	8.680	140.6	93.8	NO		
61	57	13C2-PFHxDA	815 > 769.7	19226.158	54151.570	1.00	6.43	4.438	4.8	95.2	NO		
62	57	13C2-PFHxDA	815 > 769.7	19226.158	54151.570	1.00	6.43	4.438	4.8	95.2	NO		
63	58	d7-N-MeFOSE	623.1 > 58.9	25266.828	54151.570	1.00	6.37	5.832	130.0	86.7	NO		
64	59	d9-N-EtFOSE	639.2 > 58.8	25748.242	54151.570	1.00	6.51	5.944	133.4	88.9	NO		
65	-1												
66	60	13C4-PFBA	217. > 172	24185.939	24185.939	1.00	1.21	12.500	12.5	100.0	NO		
67	61	13C5-PFHxA	318 > 272.9	42989.629	42989.629	1.00	3.03	12.500	12.5	100.0	NO		
68	62	13C3-PFHxS	401.8 > 79.9	6216.672	6216.672	1.00	3.81	12.500	12.5	100.0	NO		
69	63	13C8-PFOA	420.9 > 376	59120.992	59120.992	1.00	4.18	12.500	12.5	100.0	NO		
70	64	13C9-PFNA	472.2 > 426.9	44599.563	44599.563	1.00	4.62	12.500	12.5	100.0	NO		
71	65	13C4-PFOS	503 > 79.9	6413.096	6413.096	1.00	4.71	12.500	12.5	100.0	NO		
72	66	13C6-PFDA	519.1 > 473.7	44680.313	44680.313	1.00	5.00	12.500	12.5	100.0	NO		

Dataset: F:\Projects\PFAS.PRO\Results\180919M1\180919M1-67.qld

Last Altered: Thursday, September 20, 2018 08:50:34 Pacific Daylight Time
Printed: Thursday, September 20, 2018 09:15:09 Pacific Daylight Time

Name: 180919M1_67, Date: 20-Sep-2018, Time: 03:45:19, ID: ST180919M1-14 PFC CS0 18I1703, Description: PFC CS0 18I1703

	#	Name	Trace	Area	IS Area	wt/vol	RT	Response	Conc.	%Rec	Recovery ...	Ion Ratio	Ratio Out?
73	67	13C7-PFUdA	570.1 > 524.8	54151.570	54151.570	1.00	5.33	12.500	12.5	100.0	NO		

Quantify Compound Summary Report **MassLynx MassLynx V4.1 SCN945 SCN960**
Vista Analytical Laboratory

Dataset: Untitled

Last Altered: Thursday, September 20, 2018 11:02:43 Pacific Daylight Time
Printed: Thursday, September 20, 2018 11:03:08 Pacific Daylight Time

Method: F:\Projects\PFAS.PRO\MethDB\PFAS_FULL_80C_091918.mdb 20 Sep 2018 08:42:56
Calibration: F:\Projects\PFAS.PRO\CurveDB\C18_VAL-PFAS_Q4_09-18-18.cdb 19 Sep 2018 09:23:23

Compound name: PFBA

	#	Name	ID	Acq.Date	Acq.Time
1	1	180919M1_1	IPA	19-Sep-18	16:01:22
2	2	180919M1_2	ST180919M1-1 PFC CS-2 18I1701	19-Sep-18	16:11:57
3	3	180919M1_3	ST180919M1-2 PFC CS-1 18I1702	19-Sep-18	16:22:36
4	4	180919M1_4	ST180919M1-3 PFC CS0 18I1703 A	19-Sep-18	16:33:09
5	5	180919M1_5	ST180919M1-4 PFC CS1 18I1704	19-Sep-18	16:43:47
6	6	180919M1_6	ST180919M1-5 PFC CS2 18I1705	19-Sep-18	16:54:21
7	7	180919M1_7	ST180919M1-6 PFC CS3 18I1706	19-Sep-18	17:04:59
8	8	180919M1_8	ST180919M1-7 PFC CS4 18I1707	19-Sep-18	17:15:32
9	9	180919M1_9	ST180919M1-8 PFC CS5 18I1708	19-Sep-18	17:26:10
10	10	180919M1_10	ST180919M1-9 PFC CS6 18I1709	19-Sep-18	17:36:43
11	11	180919M1_11	ST180919M1-10 PFC CS7 18I1710	19-Sep-18	17:47:21
12	12	180919M1_12	IPA	19-Sep-18	17:57:53
13	13	180919M1_13	ICV180919M1-1 PFC ICV 18I1711	19-Sep-18	18:08:32
14	14	180919M1_14	B8I0028-BLK1 Method Blank 0.25	19-Sep-18	18:23:34
15	15	180919M1_15	B8I0028-BS1 OPR 0.25	19-Sep-18	18:34:10
16	16	180919M1_16	1802798-01 Sample Tap 0.11338	19-Sep-18	18:44:42
17	17	180919M1_17	1802848-01 DPH-MW22 0.11784	19-Sep-18	18:55:21
18	18	180919M1_18	1802848-02 DPH-B7 0.11861	19-Sep-18	19:05:59
19	19	180919M1_19	1802848-03 DPH-B5 0.11509	19-Sep-18	19:16:33
20	20	180919M1_20	1802848-04 DPH-MW1-17 0.11045	19-Sep-18	19:27:11
21	21	180919M1_21	1802848-05 DPH-18 0.11197	19-Sep-18	19:37:50
22	22	180919M1_22	1802848-06 DPH-19 0.12061	19-Sep-18	19:48:23
23	23	180919M1_23	1802848-07 DPH-INTAKE 0.1117	19-Sep-18	19:59:01
24	24	180919M1_24	1802849-01 DPH-IRELAND 0.11584	19-Sep-18	20:09:34
25	25	180919M1_25	1802849-02 DPH #1 0.11751	19-Sep-18	20:20:13
26	26	180919M1_26	IPA	19-Sep-18	20:30:46
27	27	180919M1_27	ST180919M1-11 PFC CS3 18I1706	19-Sep-18	20:41:25
28	28	180919M1_28	1802849-03 DPH-EX4 0.11515	19-Sep-18	20:52:03
29	29	180919M1_29	1802850-01 DPH-MW6 0.11597	19-Sep-18	21:02:37
30	30	180919M1_30	1802861-01 PW1808291255GC 0.23353	19-Sep-18	21:13:15
31	31	180919M1_31	1802861-02 PW1808291430GC 0.22014	19-Sep-18	21:23:47
32	32	180919M1_32	1802861-03 PW1808291515GC 0.21441	19-Sep-18	21:34:25

A CRV Not used.

Vista Analytical Laboratory

Dataset: Untitled

Last Altered: Thursday, September 20, 2018 11:02:43 Pacific Daylight Time
Printed: Thursday, September 20, 2018 11:03:08 Pacific Daylight Time

Compound name: PFBA

	#	Name	ID	Acq.Date	Acq.Time
33	33	180919M1_33	1802861-04 PW1808291545GC 0.23492	19-Sep-18	21:44:58
34	34	180919M1_34	B8I0048-BLK1 Method Blank 0.25	19-Sep-18	21:55:37
35	35	180919M1_35	B8I0048-BS1 OPR 0.25	19-Sep-18	22:06:10
36	36	180919M1_36	1802853-01 SW1808301025JTM 0.226...	19-Sep-18	22:16:48
37	37	180919M1_37	1802853-02 SW1808301100JTM 0.23358	19-Sep-18	22:27:21
38	38	180919M1_38	B8I0044-BLK1 Method Blank 0.125	19-Sep-18	22:37:59
39	39	180919M1_39	B8I0044-BS1 OPR 0.125	19-Sep-18	22:48:33
40	40	180919M1_40	B8I0044-BSD1 LCSD 0.125	19-Sep-18	22:59:12
41	41	180919M1_41	1802890-01 REEPDW1307 0.12155	19-Sep-18	23:09:44
42	42	180919M1_42	1802890-02 REEPDW1308 0.11897	19-Sep-18	23:20:22
43	43	180919M1_43	IPA	19-Sep-18	23:31:01
44	44	180919M1_44	ST180919M1-12 PFC CS3 18I1706	19-Sep-18	23:41:34
45	45	180919M1_45	1802890-03 REEPDW1309 0.1195	19-Sep-18	23:52:13
46	46	180919M1_46	1802890-04 REEPDW1310 0.11916	20-Sep-18	00:02:45
47	47	180919M1_47	1802890-05 REEPDW580 0.11963	20-Sep-18	00:13:24
48	48	180919M1_48	1802890-06 REEPDW1311 0.11985	20-Sep-18	00:23:57
49	49	180919M1_49	1802890-07 REEPDW1312 0.11807	20-Sep-18	00:34:36
50	50	180919M1_50	1802890-08 REEPDW1313 0.11935	20-Sep-18	00:45:09
51	51	180919M1_51	1802891-01 REEPDW1307FRB 0.12214	20-Sep-18	00:55:47
52	52	180919M1_52	1802891-02 REEPDW1308FRB 0.12031	20-Sep-18	01:06:20
53	53	180919M1_53	1802891-03 REEPDW1309FRB 0.12039	20-Sep-18	01:16:58
54	54	180919M1_54	1802891-04 REEPDW1310FRB 0.11985	20-Sep-18	01:27:31
55	55	180919M1_55	1802891-05 REEPDW1311FRB 0.12177	20-Sep-18	01:38:09
56	56	180919M1_56	1802891-06 REEPDW1312FRB 0.12113	20-Sep-18	01:48:43
57	57	180919M1_57	1802891-07 REEPDW1313FRB 0.11958	20-Sep-18	01:59:21
58	58	180919M1_58	B8I0080-BLK1 Method Blank 0.25	20-Sep-18	02:09:54
59	59	180919M1_59	B8I0080-BS1 OPR 0.25	20-Sep-18	02:20:32
60	60	180919M1_60	B8I0080-BSD1 LCSD 0.25	20-Sep-18	02:31:05
61	61	180919M1_61	1802897-08 18Q3SS035-SOFB01 0.11...	20-Sep-18	02:41:43
62	62	180919M1_62	1802921-01 KISWR-RES02-FAUCET-1...	20-Sep-18	02:52:17
63	63	180919M1_63	1802921-02 KISWR-RES02-RESN1-18...	20-Sep-18	03:02:55
64	64	180919M1_64	1802921-03 KISWR-RES02-PT-180905...	20-Sep-18	03:13:29
65	65	180919M1_65	IPA	20-Sep-18	03:24:07
66	66	180919M1_66	ST180919M1-13 PFC CS3 18I1706	20-Sep-18	03:34:40
67	67	180919M1_67	ST180919M1-14 PFC CS0 18I1703	20-Sep-18	03:45:19
68	68	180919M1_68	1802921-04 KISWR-DUP01-180905 0....	20-Sep-18	03:55:51

Vista Analytical Laboratory

Dataset: Untitled

Last Altered: Thursday, September 20, 2018 11:02:43 Pacific Daylight Time
Printed: Thursday, September 20, 2018 11:03:08 Pacific Daylight Time

Compound name: PFBA

	#	Name	ID	Acq.Date	Acq.Time
69	69	180919M1_69	1802921-05 KISWR-RES02-WH-18090...	20-Sep-18	04:06:30
70	70	180919M1_70	1802939-01 REEPDW1318 0.10777	20-Sep-18	04:17:03
71	71	180919M1_71	1802940-01 REEPDW1318FRB 0.12803	20-Sep-18	04:27:41
72	72	180919M1_72	B8I0054-BLK1 Method Blank 0.25	20-Sep-18	04:38:19
73	73	180919M1_73	B8I0054-BS1 OPR 0.25	20-Sep-18	04:48:53
74	74	180919M1_74	1802846-07 EQ-1 0.25688	20-Sep-18	04:59:31
75	75	180919M1_75	1802846-08 EQ-2 0.26065	20-Sep-18	05:10:05
76	76	180919M1_76	1802846-09 TW-2 0.25586	20-Sep-18	05:20:43
77	77	180919M1_77	B8I0033-BLK1 Method Blank 0.25	20-Sep-18	05:31:16
78	78	180919M1_78	B8I0033-BS1 OPR 0.25	20-Sep-18	05:41:54
79	79	180919M1_79	1802860-01 SW1808271345RF 0.25501	20-Sep-18	05:52:27
80	80	180919M1_80	1802860-02 PW1808271430RF 0.24714	20-Sep-18	06:03:05
81	81	180919M1_81	IPA	20-Sep-18	06:13:38
82	82	180919M1_82	ST180919M1-15 PFC CS3 18I1706	20-Sep-18	06:24:17
83	83	180919M1_83	1802860-03 SW1808271500RF 0.23589	20-Sep-18	06:34:50
84	84	180919M1_84	1802860-04 PW1808271520RF 0.25475	20-Sep-18	06:45:28
85	85	180919M1_85	1802860-05 SW1808271545RF 0.23588	20-Sep-18	06:56:07
86	86	180919M1_86	1802860-06 SW1808280930SK 0.25969	20-Sep-18	07:06:40
87	87	180919M1_87	1802860-07 PW1808281015SK 0.24148	20-Sep-18	07:17:18
88	88	180919M1_88	1802860-08 PW1808281050SK 0.25865	20-Sep-18	07:27:51
89	89	180919M1_89	1802860-09 SW1808281105SK 0.24099	20-Sep-18	07:38:30
90	90	180919M1_90	1802860-10 PW1808281320SK 0.25827	20-Sep-18	07:49:03
91	91	180919M1_91	1802860-11 PW1808281345SK 0.25169	20-Sep-18	07:59:41
92	92	180919M1_92	1802860-12 SW1808281405SK 0.24825	20-Sep-18	08:10:15
93	93	180919M1_93	IPA	20-Sep-18	08:20:53
94	94	180919M1_94	ST180919M1-16 PFC CS3 18I1706	20-Sep-18	08:31:26
95	95	180919M1_95	1802860-13 PW1808281435SK 0.25556	20-Sep-18	08:42:05
96	96	180919M1_96	1802860-14 SW1808281500SK 0.24836	20-Sep-18	08:52:37
97	97	180919M1_97	1802860-15 PW1808281545SK 0.23949	20-Sep-18	09:03:15
98	98	180919M1_98	1802860-16 SW1808281610SK 0.2481	20-Sep-18	09:13:48
99	99	180919M1_99	1802860-17 PW1808281645SK 0.24178	20-Sep-18	09:24:27
100	1...	180919M1_100	1802860-18 SW1808291000GC 0.22098	20-Sep-18	09:34:59
101	1...	180919M1_101	1802860-19 SW1808291035GC 0.22897	20-Sep-18	09:45:37
102	1...	180919M1_102	1802860-20 SW1808291115GC 0.24921	20-Sep-18	09:56:10
103	1...	180919M1_103	IPA	20-Sep-18	10:06:48
104	1...	180919M1_104	ST180919M1-17 PFC CS3 18I1706	20-Sep-18	10:17:22

Dataset: F:\Projects\PFAS.PRO\Results\180919M1\180919M1-67.qld

Last Altered: Thursday, September 20, 2018 08:50:34 Pacific Daylight Time
Printed: Thursday, September 20, 2018 09:15:09 Pacific Daylight Time

Method: F:\Projects\PFAS.PRO\MethDB\PFAS_FULL_80C_091918.mdb 20 Sep 2018 08:42:56
Calibration: F:\Projects\PFAS.PRO\CurveDB\C18_VAL-PFAS_Q4_09-18-18.cdb 19 Sep 2018 09:23:23

Name: 180919M1_67, Date: 20-Sep-2018, Time: 03:45:19, ID: ST180919M1-14 PFC CS0 18I1703, Description: PFC CS0 18I1703

PFBA
F2:MRM of 1 channel,ES-
213.0 > 168.8
1.869e+004

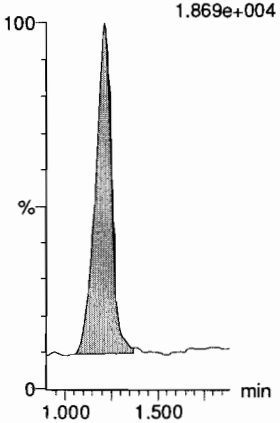

PFPeA
F5:MRM of 1 channel,ES-
263.1 > 218.9
4.171e+004

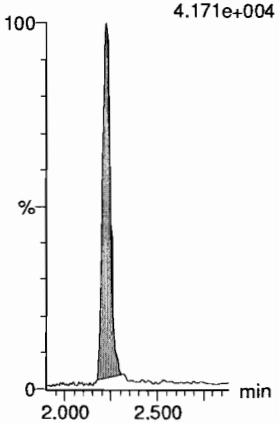

PFBS
F7:MRM of 2 channels,ES-
299.0 > 79.7
1.029e+004

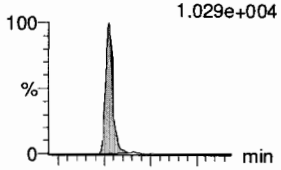

F7:MRM of 2 channels,ES-
299.0 > 99.0
4.026e+003

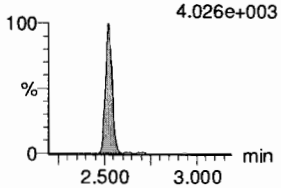

4:2 FTS
F12:MRM of 2 channels,ES-
327.2 > 307.2
9.900e+003

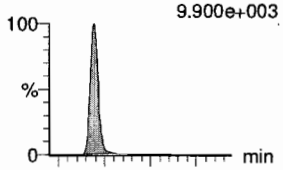

F12:MRM of 2 channels,ES-
327.2 > 81.1
6.879e+003

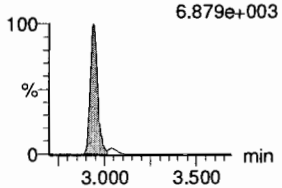

PFHxA
F9:MRM of 2 channels,ES-
313 > 269
PFHxA 6.441e+004
3.03
3.23e3
63601
bb
1751.18

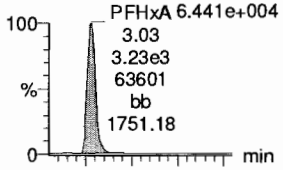

F9:MRM of 2 channels,ES-
313 > 118.9
PFHxA 4.333e+003
3.02
2.12e2
4303
bb
4303.00

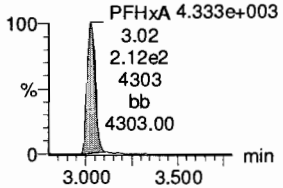

PFPeS
F15:MRM of 2 channels,ES-
349.1 > 80.1
7.816e+003

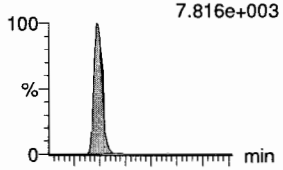

F15:MRM of 2 channels,ES-
349.1 > 99
PFPeS 5.693e+003
3.24
2.58e2
5691
bd
248.89

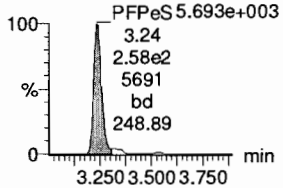

13C3-PFBA
F3:MRM of 1 channel,ES-
216.1 > 171.8
1.836e+005

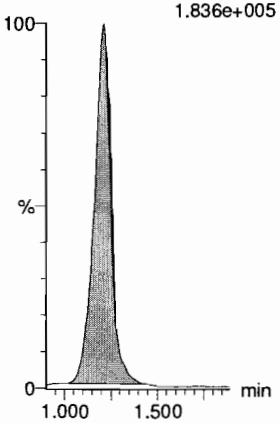

13C3-PFPeA
F6:MRM of 1 channel,ES-
266. > 221.8
5.115e+005

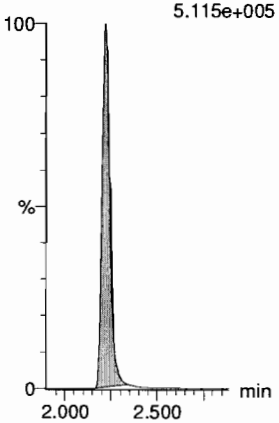

13C3-PFBS
F8:MRM of 1 channel,ES-
302. > 98.8
6.953e+004

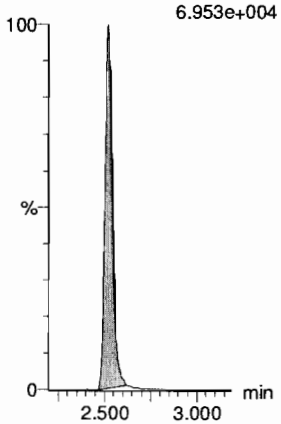

13C2-4:2 FTS
F13:MRM of 1 channel,ES-
329.2 > 308.9
1.338e+005

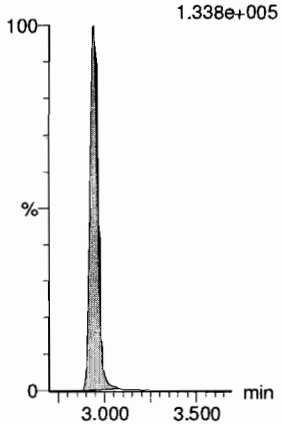

13C2-PFHxA
F10:MRM of 1 channel,ES-
315 > 270
3.156e+005

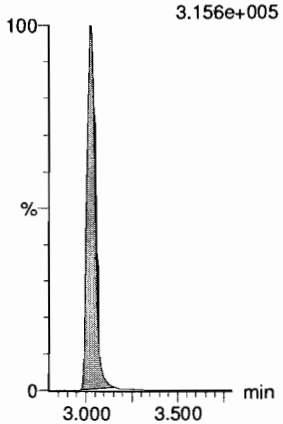

13C3-PFBS
F8:MRM of 1 channel,ES-
302. > 98.8
6.953e+004

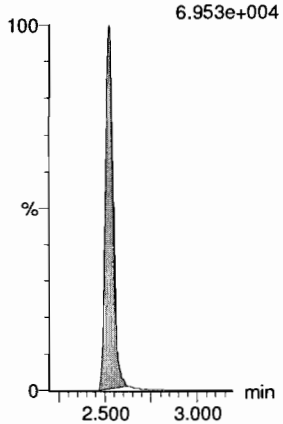

Dataset: F:\Projects\PFAS.PRO\Results\180919M1\180919M1-67.qld

Last Altered: Thursday, September 20, 2018 08:50:34 Pacific Daylight Time
Printed: Thursday, September 20, 2018 09:15:09 Pacific Daylight Time

Name: 180919M1_67, Date: 20-Sep-2018, Time: 03:45:19, ID: ST180919M1-14 PFC CS0 18I1703, Description: PFC CS0 18I1703

6:2 FTS

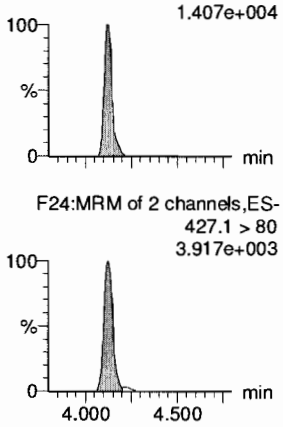

PFHpA

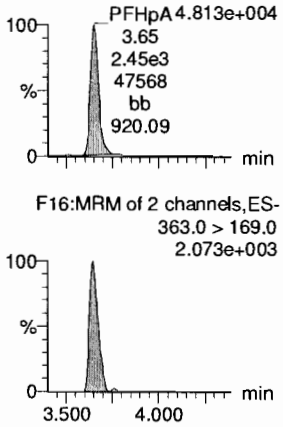

L-PFHxS

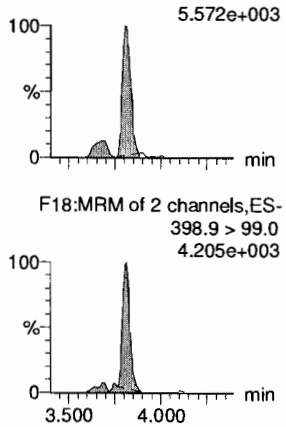

L-PFOA

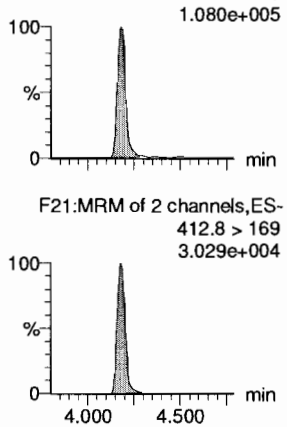

PFHpS

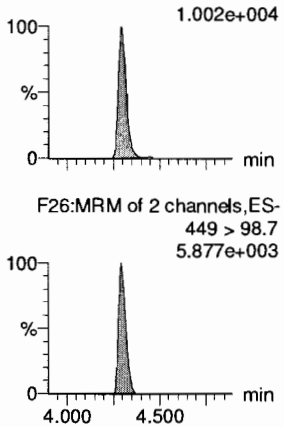

PFNA

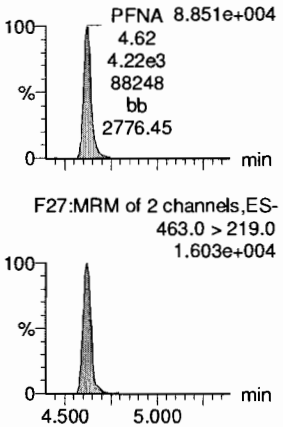

13C2-6:2 FTS

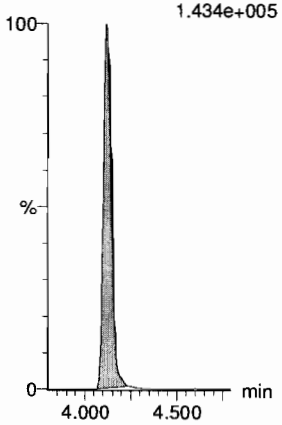

13C4-PFHpA

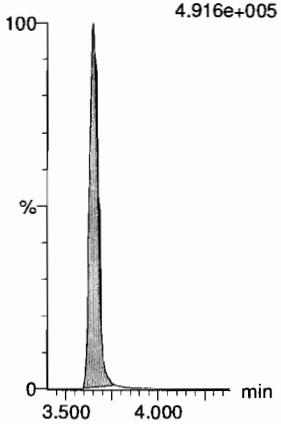

18O2-PFHxS

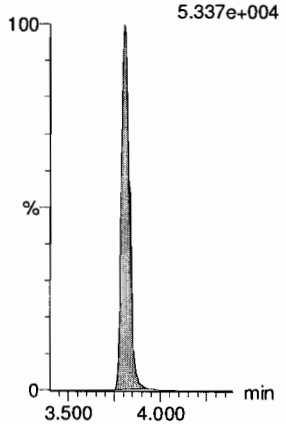

13C2-PFOA

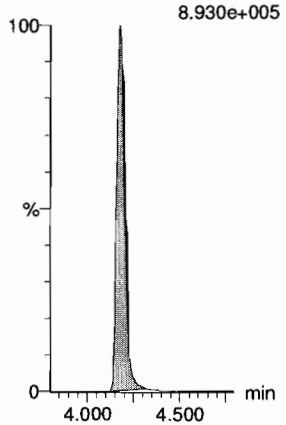

13C8-PFOS

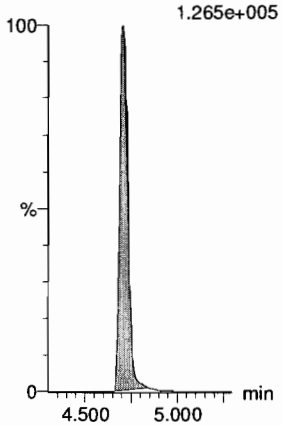

13C5-PFNA

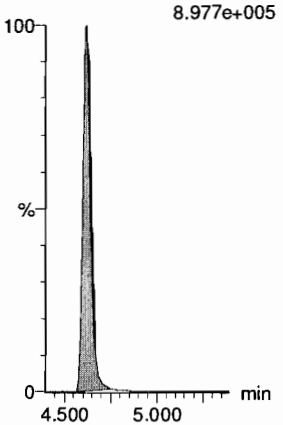

Dataset: F:\Projects\PFAS.PRO\Results\180919M1\180919M1-67.qld

Last Altered: Thursday, September 20, 2018 08:50:34 Pacific Daylight Time
Printed: Thursday, September 20, 2018 09:15:09 Pacific Daylight Time

Name: 180919M1_67, Date: 20-Sep-2018, Time: 03:45:19, ID: ST180919M1-14 PFC CS0 18I1703, Description: PFC CS0 18I1703

PFOSA

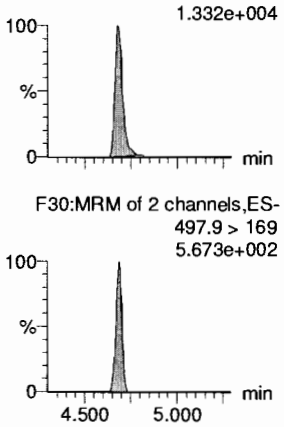

L-PFOS

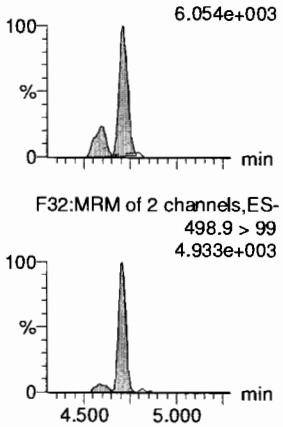

PFDA

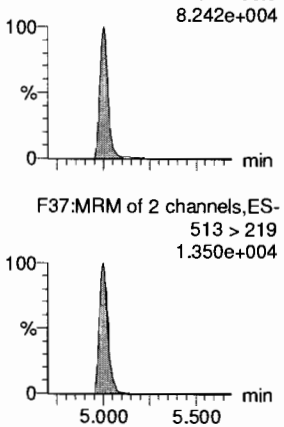

8:2 FTS

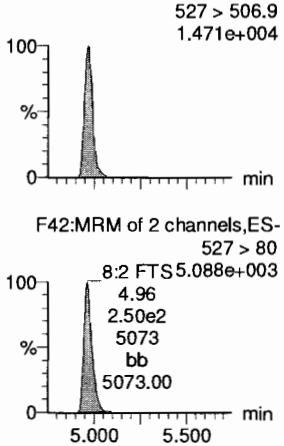

PFNS

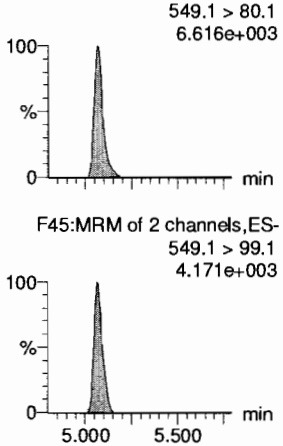

L-MeFOSAA

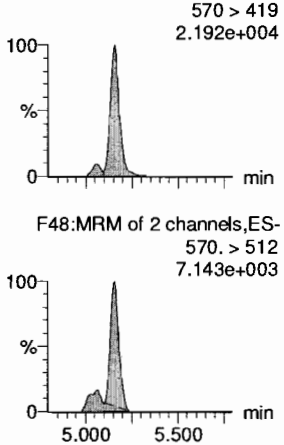

13C8-PFOSA

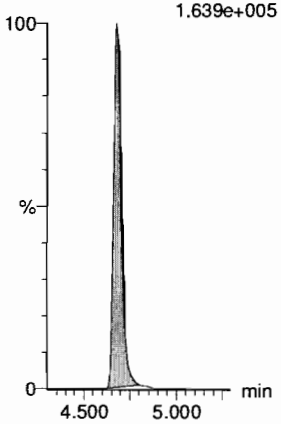

13C8-PFOS

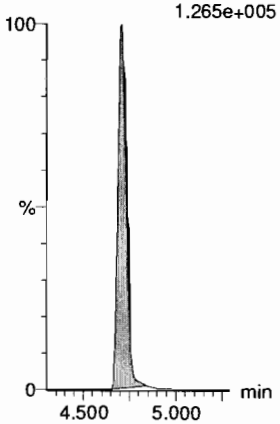

13C2-PFDA

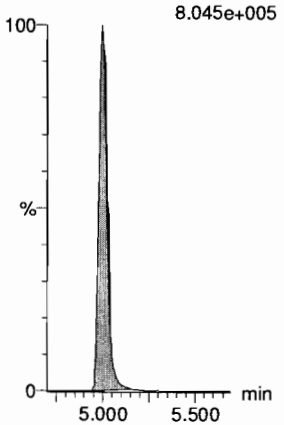

13C2-8:2 FTS

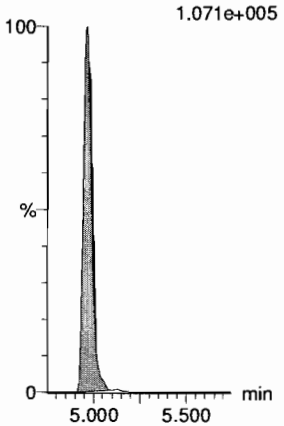

13C8-PFOS

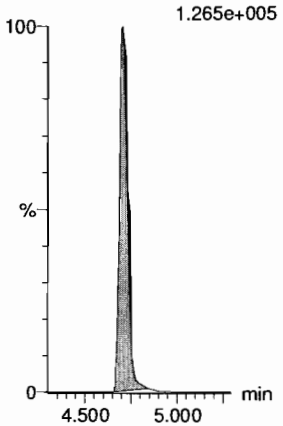

d3-N-MeFOSAA

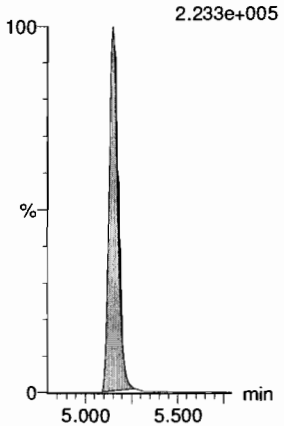

Dataset: F:\Projects\PFAS.PRO\Results\180919M1\180919M1-67.qld

Last Altered: Thursday, September 20, 2018 08:50:34 Pacific Daylight Time
Printed: Thursday, September 20, 2018 09:15:09 Pacific Daylight Time

Name: 180919M1_67, Date: 20-Sep-2018, Time: 03:45:19, ID: ST180919M1-14 PFC CS0 18I1703, Description: PFC CS0 18I1703

L-EtFOSAA

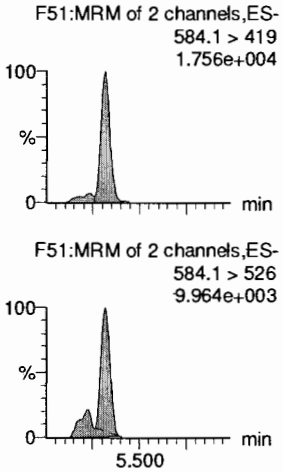

PFDoA

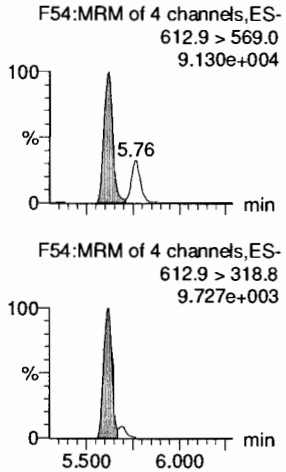

PFDS

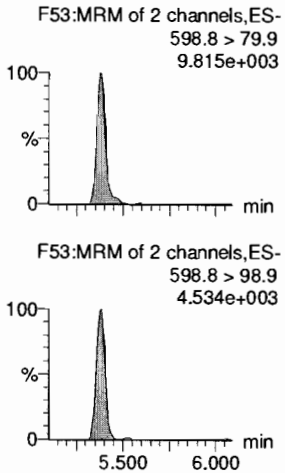

PFUdA

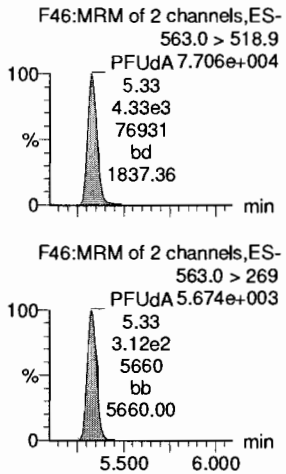

N-MeFOSA

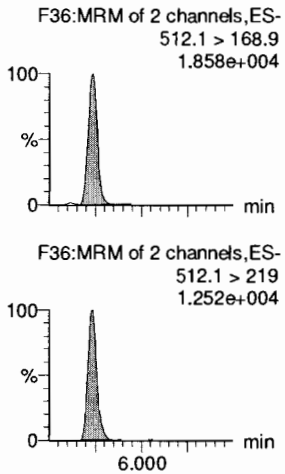

PFTrDA

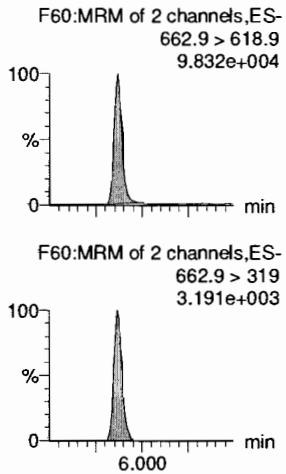

d5-N-EtFOSAA

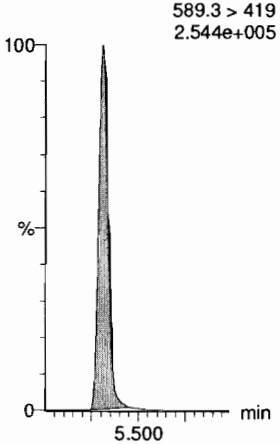

13C2-PFDoA

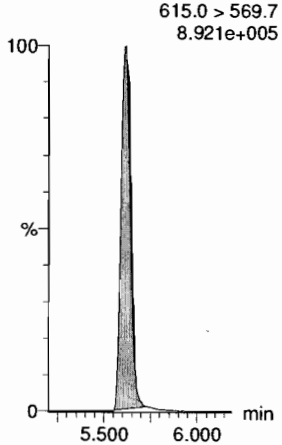

13C8-PFOS

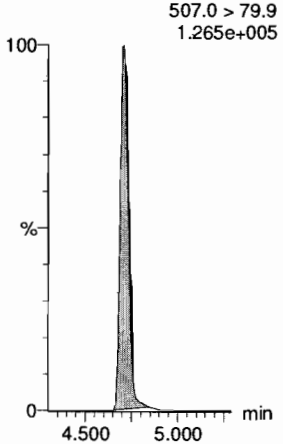

13C2-PFUdA

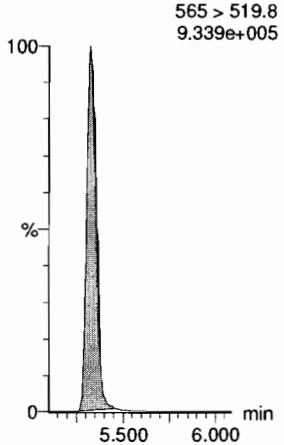

d3-N-MeFOSA

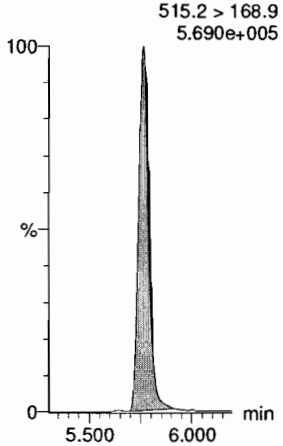

13C2-PFDoA

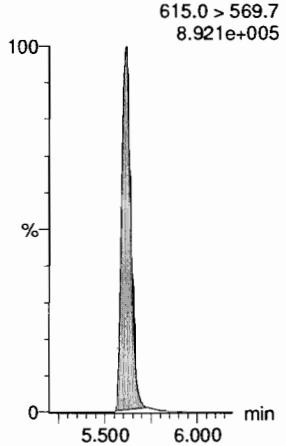

Dataset: F:\Projects\PFAS.PRO\Results\180919M1\180919M1-67.qld

Last Altered: Thursday, September 20, 2018 08:50:34 Pacific Daylight Time
Printed: Thursday, September 20, 2018 09:15:09 Pacific Daylight Time

Name: 180919M1_67, Date: 20-Sep-2018, Time: 03:45:19, ID: ST180919M1-14 PFC CS0 18I1703, Description: PFC CS0 18I1703

PFTeDA
F61:MRM of 2 channels,ES-
712.8 > 669.0
8.464e+004

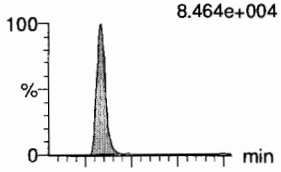

F61:MRM of 2 channels,ES-
712.8 > 368.9
4.563e+003

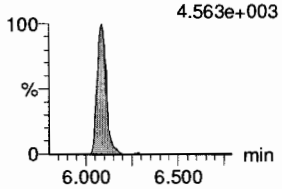

N-EtFOSA
F41:MRM of 2 channels,ES-
526.1 > 168.9
2.042e+004

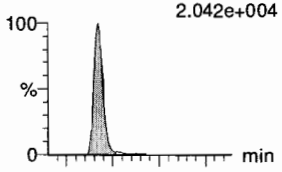

F41:MRM of 2 channels,ES-
526.1 > 219
1.326e+004

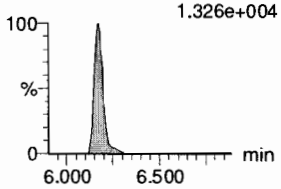

PFHxDA
F63:MRM of 2 channels,ES-
813.1 > 768.6
5.152e+004

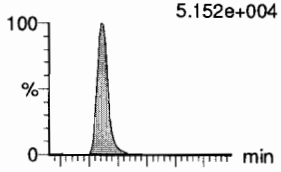

F63:MRM of 2 channels,ES-
813.1 > 219
1.100e+003

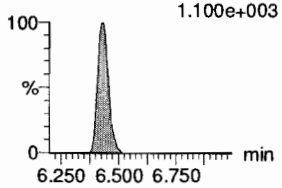

PFODA
F65:MRM of 1 channel,ES-
913.1 > 868.8
7.531e+004

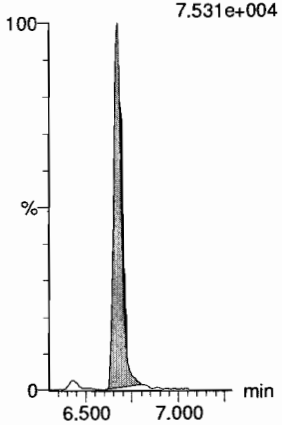

N-MeFOSE
F56:MRM of 1 channel,ES-
616.1 > 58.9
1.384e+004

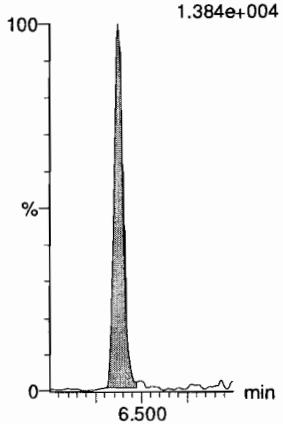

N-EtFOSE
F58:MRM of 1 channel,ES-
630.1 > 58.9
1.898e+004

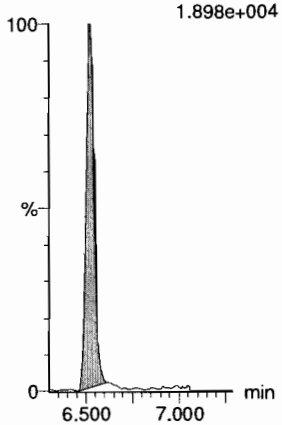

13C2-PFTeDA
F62:MRM of 2 channels,ES-
714.8 > 669.6
6.160e+005

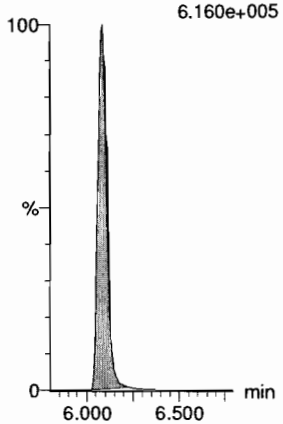

d5-N-ETFOSA
F44:MRM of 1 channel,ES-
531.1 > 168.9
7.014e+005

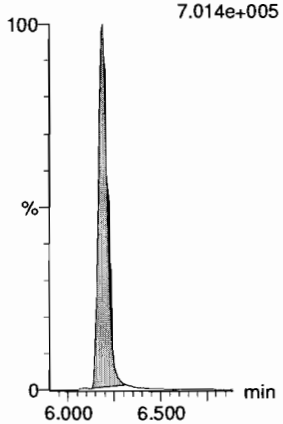

13C2-PFHxDA
F64:MRM of 1 channel,ES-
815 > 769.7
3.548e+005

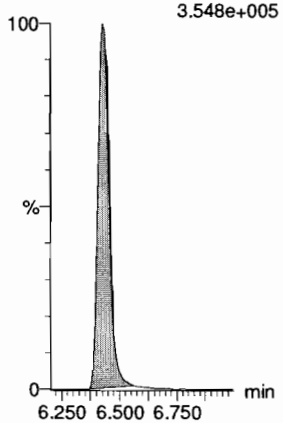

13C2-PFHxDA
F64:MRM of 1 channel,ES-
815 > 769.7
3.548e+005

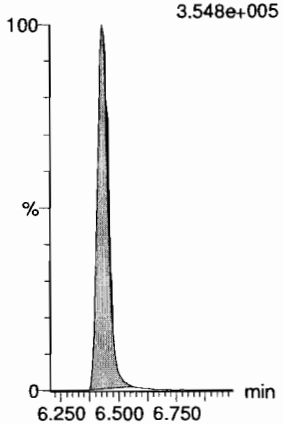

d7-N-MeFOSE
F57:MRM of 1 channel,ES-
623.1 > 58.9
4.576e+005

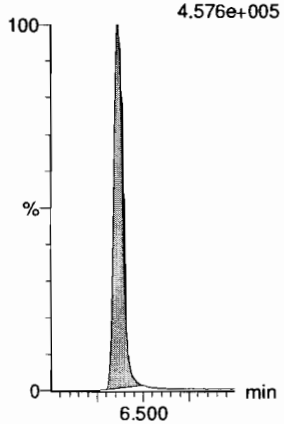

d9-N-EtFOSE
F59:MRM of 1 channel,ES-
639.2 > 58.8
5.076e+005

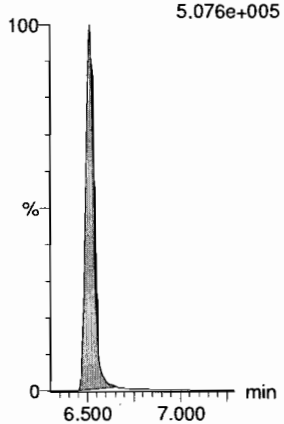

Dataset: F:\Projects\PFAS.PRO\Results\180919M1\180919M1-67.qld

Last Altered: Thursday, September 20, 2018 08:50:34 Pacific Daylight Time
Printed: Thursday, September 20, 2018 09:15:09 Pacific Daylight Time

Name: 180919M1_67, Date: 20-Sep-2018, Time: 03:45:19, ID: ST180919M1-14 PFC CS0 18I1703, Description: PFC CS0 18I1703

13C4-PFBA
F4:MRM of 1 channel,ES-
217. > 172
2.421e+005

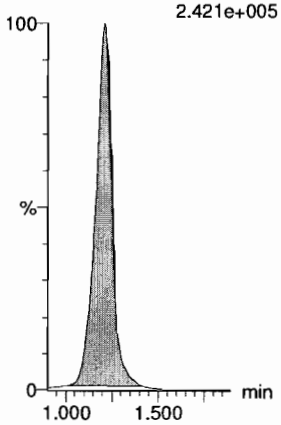

13C5-PFHxA
F11:MRM of 1 channel,ES-
318 > 272.9
8.666e+005

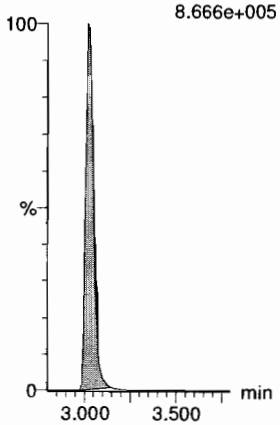

13C3-PFHxS
F19:MRM of 1 channel,ES-
401.8 > 79.9
1.287e+005

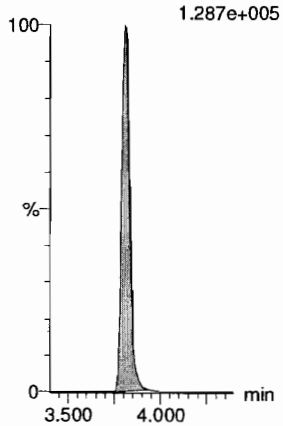

13C8-PFOA
F23:MRM of 1 channel,ES-
420.9 > 376
1.227e+006

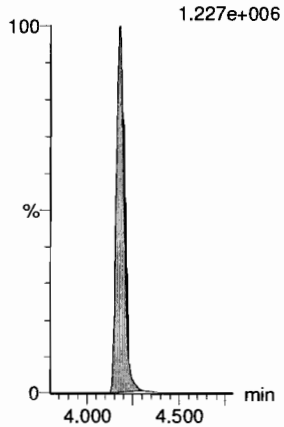

13C9-PFNA
F29:MRM of 1 channel,ES-
472.2 > 426.9
9.233e+005

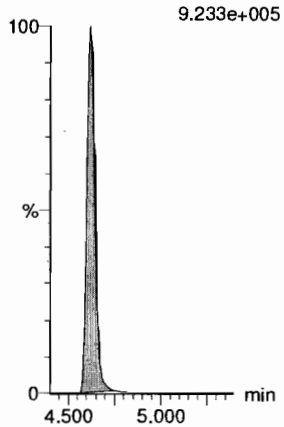

13C4-PFOS
F33:MRM of 1 channel,ES-
503 > 79.9
1.287e+005

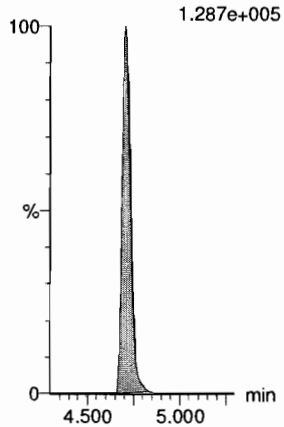

13C6-PFDA
F40:MRM of 1 channel,ES-
519.1 > 473.7
8.977e+005

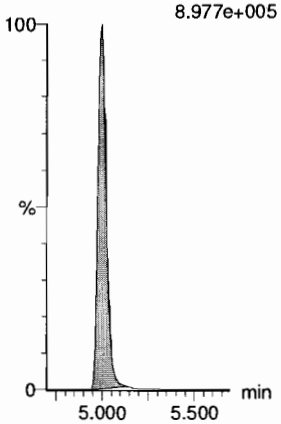

13C7-PFUdA
F49:MRM of 1 channel,ES-
570.1 > 524.8
9.782e+005

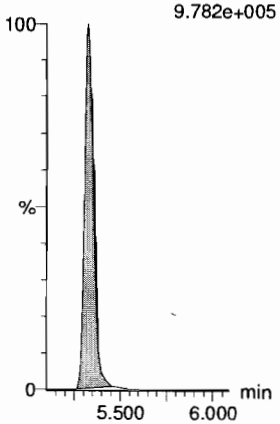

Dataset: F:\Projects\PFAS.PRO\Results\180919M1\180919M1-82.qld

Last Altered: Thursday, September 20, 2018 08:52:34 Pacific Daylight Time
Printed: Thursday, September 20, 2018 09:15:28 Pacific Daylight Time

AD 9/20/18
JLM 9/20/18

Name: 180919M1_82, Date: 20-Sep-2018, Time: 06:24:17, ID: ST180919M1-15 PFC CS3 18I1706, Description: PFC CS3 18I1706

	#	Name	Trace	Area	IS Area	wt/vol	RT	Response	Conc.	%Rec	Recovery ...	Ion Ratio	Ratio Out?
1	1	PFBA	213.0 > 168.8	13299.906	14583.269	1.00	1.22	11.400	10.0	99.7	NO		
2	2	PFPeA	263.1 > 218.9	16135.636	20919.557	1.00	2.22	9.641	9.9	98.7	NO		
3	3	PFBS	299.0 > 79.7	3993.652	2786.401	1.00	2.52	17.916	9.4	93.7	NO	2.647	NO
4	4	4:2 FTS	327.2>307.2	4583.757	5354.750	1.00	2.94	10.700	10.5	105.0	NO	1.825	NO
5	5	PFHxA	313 > 269	26237.514	13408.088	1.00	3.02	9.784	9.9	99.0	NO	15.054	NO
6	6	PFPeS	349.1>80.1	3162.915	2786.401	1.00	3.24	14.189	9.2	92.2	NO	1.513	NO
7	36	13C3-PFBA	216.1 > 171.8	14583.269	19070.785	1.00	1.22	9.559	12.7	101.8	NO		
8	37	13C3-PFPeA	266. > 221.8	20919.557	35709.508	1.00	2.22	7.323	13.0	104.0	NO		
9	38	13C3-PFBS	302. > 98.8	2786.401	5102.428	1.00	2.52	6.826	13.6	108.7	NO		
10	39	13C2-4:2 FTS	329.2>308.9	5354.750	5102.428	1.00	2.94	13.118	12.0	96.2	NO		
11	40	13C2-PFHxA	315 > 270	13408.088	35709.508	1.00	3.03	4.693	5.0	99.5	NO		
12	38	13C3-PFBS	302. > 98.8	2786.401	5102.428	1.00	2.52	6.826	13.6	108.7	NO		
13	-1												
14	10	6:2 FTS	427.1 > 407	5599.472	5712.139	1.00	4.12	12.253	10.1	100.6	NO	3.036	NO
15	7	PFHpA	363.0 > 318.9	20232.385	21048.924	1.00	3.65	12.015	9.9	99.1	NO	15.389	NO
16	8	L-PFHxS	398.9 > 79.6	3008.455	2166.027	1.00	3.81	17.362	9.0	90.1	NO	1.589	NO
17	11	L-PFOA	412.8 > 368.9	39492.434	34442.941	1.00	4.18	14.333	10.0	99.6	NO	3.436	NO
18	13	PFHpS	449 > 80.0	3797.249	5362.341	1.00	4.30	8.852	10.1	100.8	NO	1.781	NO
19	14	PFNA	463.0 > 418.8	31687.014	35100.590	1.00	4.62	11.284	9.8	98.4	NO	4.808	NO
20	43	13C2-6:2 FTS	429.1 > 408.9	5712.139	5138.769	1.00	4.12	13.895	12.0	95.7	NO		
21	41	13C4-PFHpA	367.2 > 321.8	21048.924	35709.508	1.00	3.65	7.368	13.1	104.5	NO		
22	42	18O2-PFHxS	403.0 > 102.6	2166.027	5102.428	1.00	3.81	5.306	13.3	106.2	NO		
23	44	13C2-PFOA	414.9 > 369.7	34442.941	48781.430	1.00	4.18	8.826	12.6	100.6	NO		
24	47	13C8-PFOS	507.0 > 79.9	5362.341	5138.769	1.00	4.70	13.044	12.5	99.6	NO		
25	45	13C5-PFNA	468.2 > 422.9	35100.590	37063.926	1.00	4.62	11.838	12.3	98.0	NO		
26	-1												
27	15	PFOSA	497.9 > 77.9	5625.208	6571.321	1.00	4.68	10.700	9.9	98.6	NO	31.448	YES
28	16	L-PFOS	498.9 > 79.9	4478.697	5362.341	1.00	4.71	10.440	10.5	104.6	NO	2.068	NO
29	18	PFDA	513 > 468.8	33674.785	34037.699	1.00	5.00	12.367	9.7	97.2	NO	5.800	NO
30	19	8:2 FTS	527 > 506.9	5162.872	4318.785	1.00	4.96	14.943	10.0	99.8	NO	2.478	NO
31	20	PFNS	549.1 > 80.1	3292.231	5362.341	1.00	5.06	7.674	10.6	105.6	NO	1.536	NO
32	21	L-MeFOSAA	570 > 419	11096.814	9916.381	1.00	5.15	13.988	9.9	99.1	NO	2.401	NO
33	46	13C8-PFOSA	506.1 > 77.7	6571.321	43384.270	1.00	4.68	1.893	11.4	91.0	NO		
34	47	13C8-PFOS	507.0 > 79.9	5362.341	5138.769	1.00	4.70	13.044	12.5	99.6	NO		
35	48	13C2-PFDA	515.1 > 469.9	34037.699	36356.738	1.00	5.00	11.703	12.7	101.7	NO		
36	49	13C2-8:2 FTS	529.1 > 508.7	4318.785	5138.769	1.00	4.96	10.505	11.6	92.8	NO		

Dataset: F:\Projects\PFAS.PRO\Results\180919M1\180919M1-82.qld

Last Altered: Thursday, September 20, 2018 08:52:34 Pacific Daylight Time
Printed: Thursday, September 20, 2018 09:15:28 Pacific Daylight Time

Name: 180919M1_82, Date: 20-Sep-2018, Time: 06:24:17, ID: ST180919M1-15 PFC CS3 18I1706, Description: PFC CS3 18I1706

	#	Name	Trace	Area	IS Area	wt/vol	RT	Response	Conc.	%Rec	Recovery ...	Ion Ratio	Ratio Out?
37	47	13C8-PFOS	507.0 > 79.9	5362.341	5138.769	1.00	4.70	13.044	12.5	99.6	NO		
38	50	d3-N-MeFOSAA	573.3 > 419	9916.381	43384.270	1.00	5.15	2.857	12.4	99.3	NO		
39	-1												
40	23	L-EtFOSAA	584.1 > 419	9685.966	11634.228	1.00	5.32	10.407	9.9	99.2	NO	1.398	NO
41	27	PFDoA	612.9 > 569.0	39326.129	38791.180	1.00	5.61	12.672	10.2	101.6	NO	9.386	NO
42	26	PFDS	598.8 > 79.9	4347.223	5362.341	1.00	5.38	10.134	10.0	99.6	NO	1.568	NO
43	25	PFUdA	563.0 > 518.9	31284.650	40795.656	1.00	5.33	9.586	9.8	98.2	NO	11.496	NO
44	28	N-MeFOSA	512.1 > 168.9	8968.682	26741.918	1.00	5.73	50.307	50.6	101.1	NO	1.551	NO
45	29	PFTrDA	662.9 > 618.9	40058.277	38791.180	1.00	5.86	12.908	9.8	98.5	NO	28.806	NO
46	52	d5-N-EtFOSAA	589.3 > 419	11634.228	43384.270	1.00	5.31	3.352	13.1	104.7	NO		
47	53	13C2-PFDoA	615.0 > 569.7	38791.180	36356.738	1.00	5.61	13.337	12.1	96.8	NO		
48	47	13C8-PFOS	507.0 > 79.9	5362.341	5138.769	1.00	4.70	13.044	12.5	99.6	NO		
49	51	13C2-PFUdA	565 > 519.8	40795.656	43384.270	1.00	5.33	11.754	12.1	96.4	NO		
50	54	d3-N-MeFOSA	515.2 > 168.9	26741.918	43384.270	1.00	5.76	7.705	146.5	97.6	NO		
51	53	13C2-PFDoA	615.0 > 569.7	38791.180	36356.738	1.00	5.61	13.337	12.1	96.8	NO		
52	-1												
53	30	PFTeDA	712.8 > 669.0	35517.008	23945.303	1.00	6.08	18.541	10.6	106.2	NO	12.813	NO
54	31	N-EtFOSA	526.1 > 168.9	9197.864	32504.141	1.00	6.17	42.446	48.7	97.4	NO	1.509	NO
55	32	PFHxDA	813.1 > 768.6	18474.328	15098.726	1.00	6.43	6.118	9.6	96.0	NO	32.013	NO
56	33	PFODA	913.1 > 868.8	27969.246	15098.726	1.00	6.67	9.262	10.2	102.0	NO		
57	34	N-MeFOSE	616.1 > 58.9	6143.340	20243.227	1.00	6.38	45.521	48.9	97.7	NO		
58	35	N-EtFOSE	630.1 > 58.9	7882.467	21158.971	1.00	6.52	55.880	50.2	100.4	NO		
59	55	13C2-PFTeDA	714.8 > 669.6	23945.303	43384.270	1.00	6.08	6.899	10.9	86.8	NO		
60	56	d5-N-ETFOSA	531.1 > 168.9	32504.141	43384.270	1.00	6.18	9.365	151.7	101.1	NO		
61	57	13C2-PFHxDA	815 > 769.7	15098.726	43384.270	1.00	6.43	4.350	4.7	93.3	NO		
62	57	13C2-PFHxDA	815 > 769.7	15098.726	43384.270	1.00	6.43	4.350	4.7	93.3	NO		
63	58	d7-N-MeFOSE	623.1 > 58.9	20243.227	43384.270	1.00	6.36	5.833	130.0	86.7	NO		
64	59	d9-N-EtFOSE	639.2 > 58.8	21158.971	43384.270	1.00	6.51	6.096	136.8	91.2	NO		
65	-1												
66	60	13C4-PFBA	217. > 172	19070.785	19070.785	1.00	1.22	12.500	12.5	100.0	NO		
67	61	13C5-PFHxA	318 > 272.9	35709.508	35709.508	1.00	3.03	12.500	12.5	100.0	NO		
68	62	13C3-PFHxS	401.8 > 79.9	5102.428	5102.428	1.00	3.81	12.500	12.5	100.0	NO		
69	63	13C8-PFOA	420.9 > 376	48781.430	48781.430	1.00	4.18	12.500	12.5	100.0	NO		
70	64	13C9-PFNA	472.2 > 426.9	37063.926	37063.926	1.00	4.62	12.500	12.5	100.0	NO		
71	65	13C4-PFOS	503 > 79.9	5138.769	5138.769	1.00	4.70	12.500	12.5	100.0	NO		
72	66	13C6-PFDA	519.1 > 473.7	36356.738	36356.738	1.00	5.00	12.500	12.5	100.0	NO		

Dataset: F:\Projects\PFAS.PRO\Results\180919M1\180919M1-82.qld

Last Altered: Thursday, September 20, 2018 08:52:34 Pacific Daylight Time
Printed: Thursday, September 20, 2018 09:15:28 Pacific Daylight Time

Name: 180919M1_82, Date: 20-Sep-2018, Time: 06:24:17, ID: ST180919M1-15 PFC CS3 18I1706, Description: PFC CS3 18I1706

	#	Name	Trace	Area	IS Area	wt/vol	RT	Response	Conc.	%Rec	Recovery ...	Ion Ratio	Ratio Out?
73	67	13C7-PFUdA	570.1 > 524.8	43384.270	43384.270	1.00	5.33	12.500	12.5	100.0	NO		

Quantify Compound Summary Report **MassLynx MassLynx V4.1 SCN945 SCN960**
Vista Analytical Laboratory

Dataset: Untitled

Last Altered: Thursday, September 20, 2018 11:02:43 Pacific Daylight Time
Printed: Thursday, September 20, 2018 11:03:08 Pacific Daylight Time

Method: F:\Projects\PFAS.PRO\MethDB\PFAS_FULL_80C_091918.mdb 20 Sep 2018 08:42:56
Calibration: F:\Projects\PFAS.PRO\CurveDB\C18_VAL-PFAS_Q4_09-18-18.cdb 19 Sep 2018 09:23:23

Compound name: PFBA

	#	Name	ID	Acq.Date	Acq.Time
1	1	180919M1_1	IPA	19-Sep-18	16:01:22
2	2	180919M1_2	ST180919M1-1 PFC CS-2 18I1701	19-Sep-18	16:11:57
3	3	180919M1_3	ST180919M1-2 PFC CS-1 18I1702	19-Sep-18	16:22:36
4	4	180919M1_4	ST180919M1-3 PFC CS0 18I1703 (A)	19-Sep-18	16:33:09
5	5	180919M1_5	ST180919M1-4 PFC CS1 18I1704	19-Sep-18	16:43:47
6	6	180919M1_6	ST180919M1-5 PFC CS2 18I1705	19-Sep-18	16:54:21
7	7	180919M1_7	ST180919M1-6 PFC CS3 18I1706	19-Sep-18	17:04:59
8	8	180919M1_8	ST180919M1-7 PFC CS4 18I1707	19-Sep-18	17:15:32
9	9	180919M1_9	ST180919M1-8 PFC CS5 18I1708	19-Sep-18	17:26:10
10	10	180919M1_10	ST180919M1-9 PFC CS6 18I1709	19-Sep-18	17:36:43
11	11	180919M1_11	ST180919M1-10 PFC CS7 18I1710	19-Sep-18	17:47:21
12	12	180919M1_12	IPA	19-Sep-18	17:57:53
13	13	180919M1_13	ICV180919M1-1 PFC ICV 18I1711	19-Sep-18	18:08:32
14	14	180919M1_14	B8I0028-BLK1 Method Blank 0.25	19-Sep-18	18:23:34
15	15	180919M1_15	B8I0028-BS1 OPR 0.25	19-Sep-18	18:34:10
16	16	180919M1_16	1802798-01 Sample Tap 0.11338	19-Sep-18	18:44:42
17	17	180919M1_17	1802848-01 DPH-MW22 0.11784	19-Sep-18	18:55:21
18	18	180919M1_18	1802848-02 DPH-B7 0.11861	19-Sep-18	19:05:59
19	19	180919M1_19	1802848-03 DPH-B5 0.11509	19-Sep-18	19:16:33
20	20	180919M1_20	1802848-04 DPH-MW1-17 0.11045	19-Sep-18	19:27:11
21	21	180919M1_21	1802848-05 DPH-18 0.11197	19-Sep-18	19:37:50
22	22	180919M1_22	1802848-06 DPH-19 0.12061	19-Sep-18	19:48:23
23	23	180919M1_23	1802848-07 DPH-INTAKE 0.1117	19-Sep-18	19:59:01
24	24	180919M1_24	1802849-01 DPH-IRELAND 0.11584	19-Sep-18	20:09:34
25	25	180919M1_25	1802849-02 DPH #1 0.11751	19-Sep-18	20:20:13
26	26	180919M1_26	IPA	19-Sep-18	20:30:46
27	27	180919M1_27	ST180919M1-11 PFC CS3 18I1706	19-Sep-18	20:41:25
28	28	180919M1_28	1802849-03 DPH-EX4 0.11515	19-Sep-18	20:52:03
29	29	180919M1_29	1802850-01 DPH-MW6 0.11597	19-Sep-18	21:02:37
30	30	180919M1_30	1802861-01 PW1808291255GC 0.23353	19-Sep-18	21:13:15
31	31	180919M1_31	1802861-02 PW1808291430GC 0.22014	19-Sep-18	21:23:47
32	32	180919M1_32	1802861-03 PW1808291515GC 0.21441	19-Sep-18	21:34:25

(A) CRV not used.

Dataset: Untitled

Last Altered: Thursday, September 20, 2018 11:02:43 Pacific Daylight Time
Printed: Thursday, September 20, 2018 11:03:08 Pacific Daylight Time

Compound name: PFBA

	#	Name	ID	Acq.Date	Acq.Time
33	33	180919M1_33	1802861-04 PW1808291545GC 0.23492	19-Sep-18	21:44:58
34	34	180919M1_34	B8I0048-BLK1 Method Blank 0.25	19-Sep-18	21:55:37
35	35	180919M1_35	B8I0048-BS1 OPR 0.25	19-Sep-18	22:06:10
36	36	180919M1_36	1802853-01 SW1808301025JTM 0.226...	19-Sep-18	22:16:48
37	37	180919M1_37	1802853-02 SW1808301100JTM 0.23358	19-Sep-18	22:27:21
38	38	180919M1_38	B8I0044-BLK1 Method Blank 0.125	19-Sep-18	22:37:59
39	39	180919M1_39	B8I0044-BS1 OPR 0.125	19-Sep-18	22:48:33
40	40	180919M1_40	B8I0044-BSD1 LCSD 0.125	19-Sep-18	22:59:12
41	41	180919M1_41	1802890-01 REEPDW1307 0.12155	19-Sep-18	23:09:44
42	42	180919M1_42	1802890-02 REEPDW1308 0.11897	19-Sep-18	23:20:22
43	43	180919M1_43	IPA	19-Sep-18	23:31:01
44	44	180919M1_44	ST180919M1-12 PFC CS3 18I1706	19-Sep-18	23:41:34
45	45	180919M1_45	1802890-03 REEPDW1309 0.1195	19-Sep-18	23:52:13
46	46	180919M1_46	1802890-04 REEPDW1310 0.11916	20-Sep-18	00:02:45
47	47	180919M1_47	1802890-05 REEPDW580 0.11963	20-Sep-18	00:13:24
48	48	180919M1_48	1802890-06 REEPDW1311 0.11985	20-Sep-18	00:23:57
49	49	180919M1_49	1802890-07 REEPDW1312 0.11807	20-Sep-18	00:34:36
50	50	180919M1_50	1802890-08 REEPDW1313 0.11935	20-Sep-18	00:45:09
51	51	180919M1_51	1802891-01 REEPDW1307FRB 0.12214	20-Sep-18	00:55:47
52	52	180919M1_52	1802891-02 REEPDW1308FRB 0.12031	20-Sep-18	01:06:20
53	53	180919M1_53	1802891-03 REEPDW1309FRB 0.12039	20-Sep-18	01:16:58
54	54	180919M1_54	1802891-04 REEPDW1310FRB 0.11985	20-Sep-18	01:27:31
55	55	180919M1_55	1802891-05 REEPDW1311FRB 0.12177	20-Sep-18	01:38:09
56	56	180919M1_56	1802891-06 REEPDW1312FRB 0.12113	20-Sep-18	01:48:43
57	57	180919M1_57	1802891-07 REEPDW1313FRB 0.11958	20-Sep-18	01:59:21
58	58	180919M1_58	B8I0080-BLK1 Method Blank 0.25	20-Sep-18	02:09:54
59	59	180919M1_59	B8I0080-BS1 OPR 0.25	20-Sep-18	02:20:32
60	60	180919M1_60	B8I0080-BSD1 LCSD 0.25	20-Sep-18	02:31:05
61	61	180919M1_61	1802897-08 18Q3SS035-SOFB01 0.11...	20-Sep-18	02:41:43
62	62	180919M1_62	1802921-01 KISWR-RES02-FAUCET-1...	20-Sep-18	02:52:17
63	63	180919M1_63	1802921-02 KISWR-RES02-RESN1-18...	20-Sep-18	03:02:55
64	64	180919M1_64	1802921-03 KISWR-RES02-PT-180905...	20-Sep-18	03:13:29
65	65	180919M1_65	IPA	20-Sep-18	03:24:07
66	66	180919M1_66	ST180919M1-13 PFC CS3 18I1706	20-Sep-18	03:34:40
67	67	180919M1_67	ST180919M1-14 PFC CS0 18I1703	20-Sep-18	03:45:19
68	68	180919M1_68	1802921-04 KISWR-DUP01-180905 0....	20-Sep-18	03:55:51

Vista Analytical Laboratory

Dataset: Untitled

Last Altered: Thursday, September 20, 2018 11:02:43 Pacific Daylight Time
Printed: Thursday, September 20, 2018 11:03:08 Pacific Daylight Time

Compound name: PFBA

	#	Name	ID	Acq.Date	Acq.Time
69	69	180919M1_69	1802921-05 KISWR-RES02-WH-18090...	20-Sep-18	04:06:30
70	70	180919M1_70	1802939-01 REEPDW1318 0.10777	20-Sep-18	04:17:03
71	71	180919M1_71	1802940-01 REEPDW1318FRB 0.12803	20-Sep-18	04:27:41
72	72	180919M1_72	B8I0054-BLK1 Method Blank 0.25	20-Sep-18	04:38:19
73	73	180919M1_73	B8I0054-BS1 OPR 0.25	20-Sep-18	04:48:53
74	74	180919M1_74	1802846-07 EQ-1 0.25688	20-Sep-18	04:59:31
75	75	180919M1_75	1802846-08 EQ-2 0.26065	20-Sep-18	05:10:05
76	76	180919M1_76	1802846-09 TW-2 0.25586	20-Sep-18	05:20:43
77	77	180919M1_77	B8I0033-BLK1 Method Blank 0.25	20-Sep-18	05:31:16
78	78	180919M1_78	B8I0033-BS1 OPR 0.25	20-Sep-18	05:41:54
79	79	180919M1_79	1802860-01 SW1808271345RF 0.25501	20-Sep-18	05:52:27
80	80	180919M1_80	1802860-02 PW1808271430RF 0.24714	20-Sep-18	06:03:05
81	81	180919M1_81	IPA	20-Sep-18	06:13:38
82	82	180919M1_82	ST180919M1-15 PFC CS3 18I1706	20-Sep-18	06:24:17
83	83	180919M1_83	1802860-03 SW1808271500RF 0.23589	20-Sep-18	06:34:50
84	84	180919M1_84	1802860-04 PW1808271520RF 0.25475	20-Sep-18	06:45:28
85	85	180919M1_85	1802860-05 SW1808271545RF 0.23588	20-Sep-18	06:56:07
86	86	180919M1_86	1802860-06 SW1808280930SK 0.25969	20-Sep-18	07:06:40
87	87	180919M1_87	1802860-07 PW1808281015SK 0.24148	20-Sep-18	07:17:18
88	88	180919M1_88	1802860-08 PW1808281050SK 0.25865	20-Sep-18	07:27:51
89	89	180919M1_89	1802860-09 SW1808281105SK 0.24099	20-Sep-18	07:38:30
90	90	180919M1_90	1802860-10 PW1808281320SK 0.25827	20-Sep-18	07:49:03
91	91	180919M1_91	1802860-11 PW1808281345SK 0.25169	20-Sep-18	07:59:41
92	92	180919M1_92	1802860-12 SW1808281405SK 0.24825	20-Sep-18	08:10:15
93	93	180919M1_93	IPA	20-Sep-18	08:20:53
94	94	180919M1_94	ST180919M1-16 PFC CS3 18I1706	20-Sep-18	08:31:26
95	95	180919M1_95	1802860-13 PW1808281435SK 0.25556	20-Sep-18	08:42:05
96	96	180919M1_96	1802860-14 SW1808281500SK 0.24836	20-Sep-18	08:52:37
97	97	180919M1_97	1802860-15 PW1808281545SK 0.23949	20-Sep-18	09:03:15
98	98	180919M1_98	1802860-16 SW1808281610SK 0.2481	20-Sep-18	09:13:48
99	99	180919M1_99	1802860-17 PW1808281645SK 0.24178	20-Sep-18	09:24:27
100	1...	180919M1_100	1802860-18 SW1808291000GC 0.22098	20-Sep-18	09:34:59
101	1...	180919M1_101	1802860-19 SW1808291035GC 0.22897	20-Sep-18	09:45:37
102	1...	180919M1_102	1802860-20 SW1808291115GC 0.24921	20-Sep-18	09:56:10
103	1...	180919M1_103	IPA	20-Sep-18	10:06:48
104	1...	180919M1_104	ST180919M1-17 PFC CS3 18I1706	20-Sep-18	10:17:22

Vista Analytical Laboratory

Dataset: F:\Projects\PFAS.PRO\Results\180919M1\180919M1-82.qld

Last Altered: Thursday, September 20, 2018 08:52:34 Pacific Daylight Time
Printed: Thursday, September 20, 2018 09:15:28 Pacific Daylight Time

Method: F:\Projects\PFAS.PRO\MethDB\PFAS_FULL_80C_091918.mdb 20 Sep 2018 08:42:56
Calibration: F:\Projects\PFAS.PRO\CurveDB\C18_VAL-PFAS_Q4_09-18-18.cdb 19 Sep 2018 09:23:23

Name: 180919M1_82, Date: 20-Sep-2018, Time: 06:24:17, ID: ST180919M1-15 PFC CS3 18I1706, Description: PFC CS3 18I1706

PFBA
F2:MRM of 1 channel,ES-
213.0 > 168.8
1.315e+005

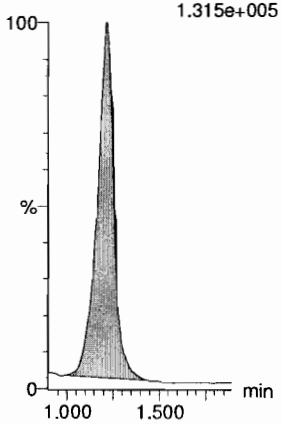

PFPeA
F5:MRM of 1 channel,ES-
263.1 > 218.9
3.236e+005

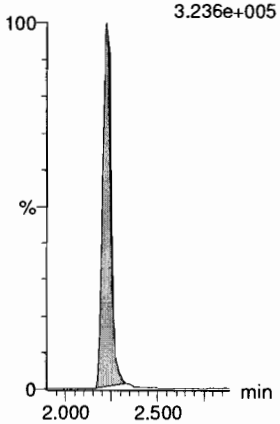

PFBS
F7:MRM of 2 channels,ES-
299.0 > 79.7
8.034e+004

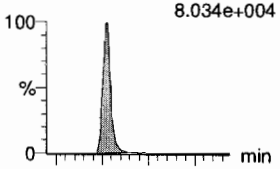

F7:MRM of 2 channels,ES-
299.0 > 99.0
3.107e+004

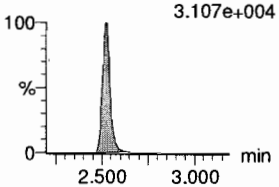

4:2 FTS
F12:MRM of 2 channels,ES-
327.2 > 307.2
9.686e+004

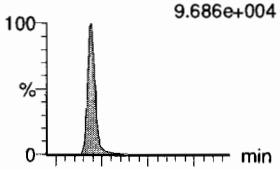

F12:MRM of 2 channels,ES-
327.2 > 81.1
5.293e+004

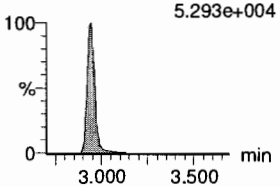

PFHxA
F9:MRM of 2 channels,ES-
313 > 269
5.238e+005

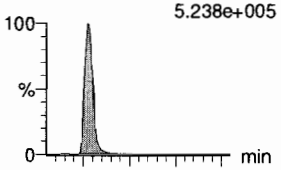

F9:MRM of 2 channels,ES-
313 > 118.9
PFHxA 3.471e+004
3.02
1.74e3
34493
bb
3007.68

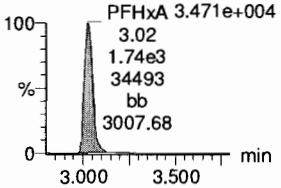

PFPeS
F15:MRM of 2 channels,ES-
349.1 > 80.1
7.056e+004

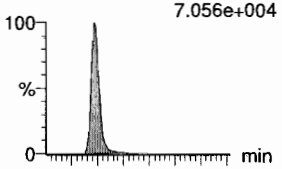

F15:MRM of 2 channels,ES-
349.1 > 99
4.445e+004

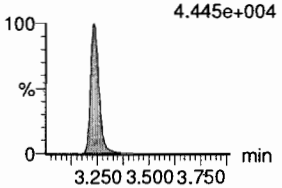

13C3-PFBA
F3:MRM of 1 channel,ES-
216.1 > 171.8
1.450e+005

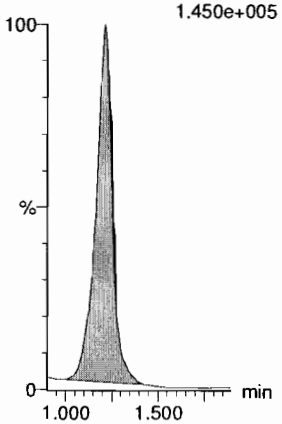

13C3-PFPeA
F6:MRM of 1 channel,ES-
266. > 221.8
4.184e+005

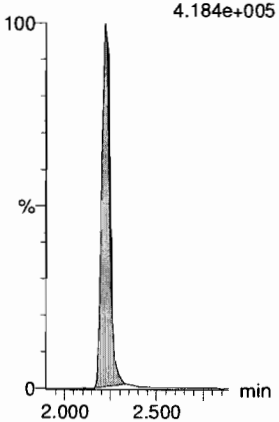

13C3-PFBS
F8:MRM of 1 channel,ES-
302. > 98.8
5.705e+004

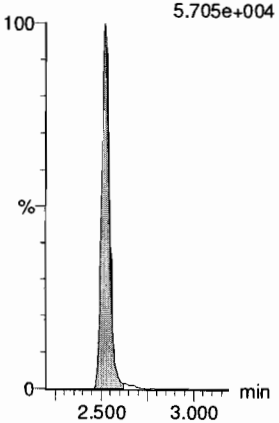

13C2-4:2 FTS
F13:MRM of 1 channel,ES-
329.2 > 308.9
1.139e+005

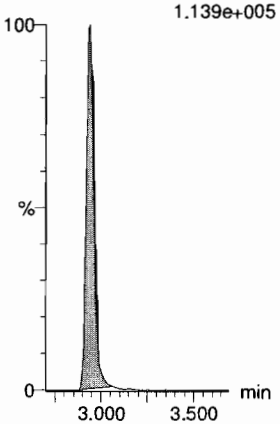

13C2-PFHxA
F10:MRM of 1 channel,ES-
315 > 270
2.689e+005

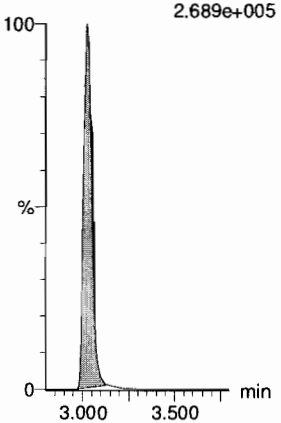

13C3-PFBS
F8:MRM of 1 channel,ES-
302. > 98.8
5.705e+004

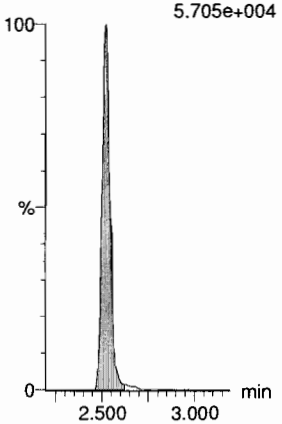

Dataset: F:\Projects\PFAS.PRO\Results\180919M1\180919M1-82.qld

Last Altered: Thursday, September 20, 2018 08:52:34 Pacific Daylight Time
Printed: Thursday, September 20, 2018 09:15:28 Pacific Daylight Time

Name: 180919M1_82, Date: 20-Sep-2018, Time: 06:24:17, ID: ST180919M1-15 PFC CS3 18I1706, Description: PFC CS3 18I1706

6:2 FTS

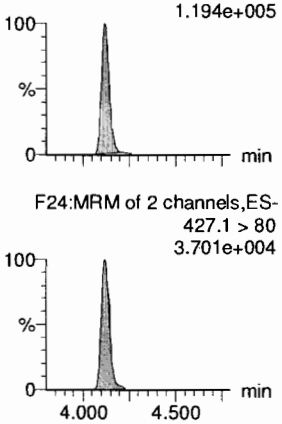

PFHpA

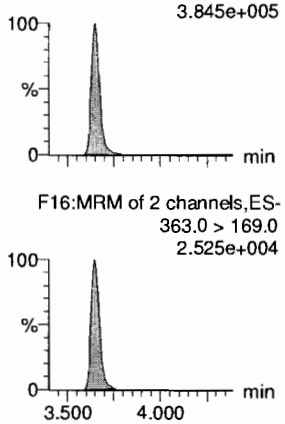

L-PFHxS

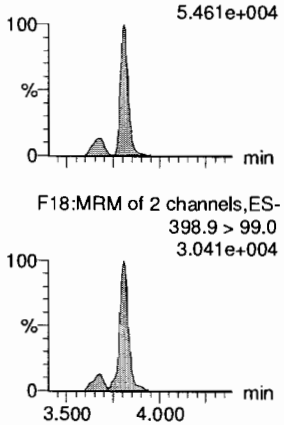

L-PFOA

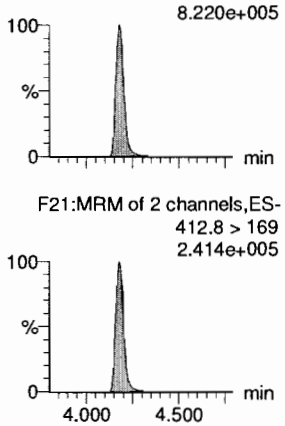

PFHpS

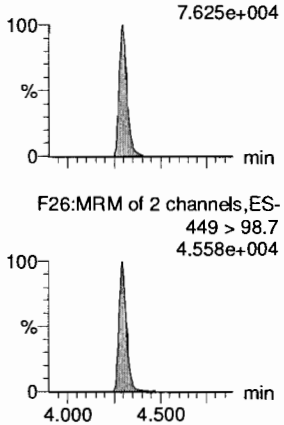

PFNA

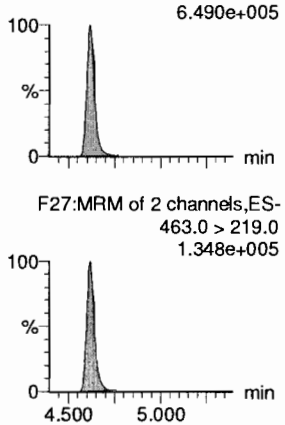

13C2-6:2 FTS

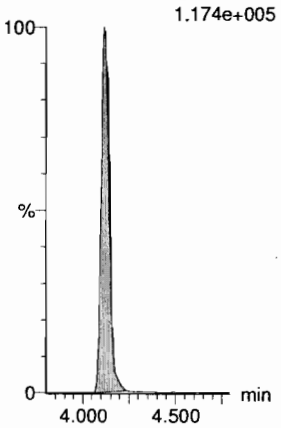

13C4-PFHpA

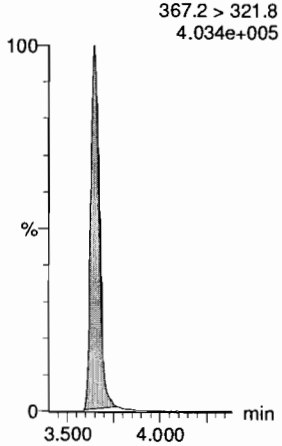

18O2-PFHxS

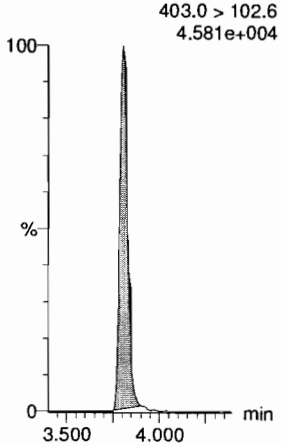

13C2-PFOA

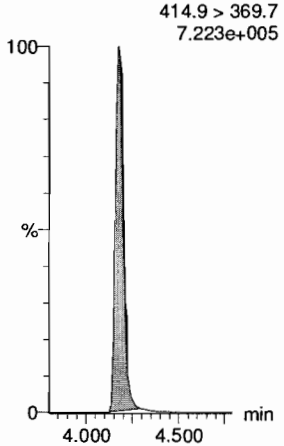

13C8-PFOS

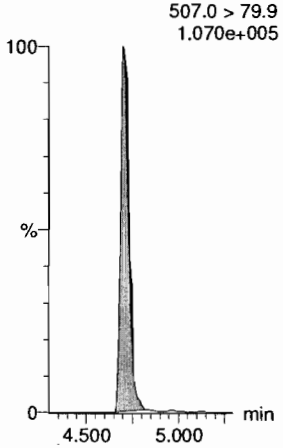

13C5-PFNA

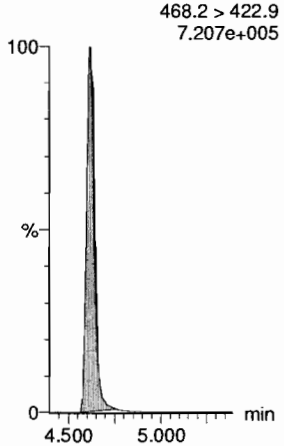

Vista Analytical Laboratory

Dataset: F:\Projects\PFAS.PRO\Results\180919M1\180919M1-82.qld

Last Altered: Thursday, September 20, 2018 08:52:34 Pacific Daylight Time
Printed: Thursday, September 20, 2018 09:15:28 Pacific Daylight Time

Name: 180919M1_82, Date: 20-Sep-2018, Time: 06:24:17, ID: ST180919M1-15 PFC CS3 18I1706, Description: PFC CS3 18I1706

PFOSA
F30:MRM of 2 channels,ES-
497.9 > 77.9
1.089e+005

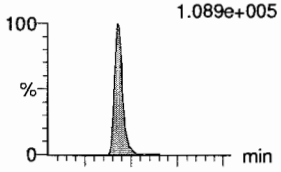

F30:MRM of 2 channels,ES-
497.9 > 169
3.724e+003

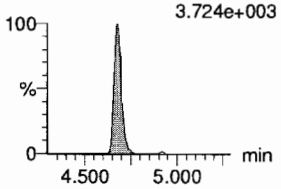

L-PFOS
F32:MRM of 2 channels,ES-
498.9 > 79.9
6.913e+004

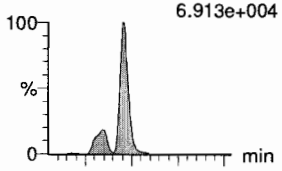

F32:MRM of 2 channels,ES-
498.9 > 99
3.966e+004

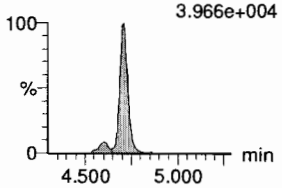

PFDA
F37:MRM of 2 channels,ES-
513 > 468.8
6.792e+005

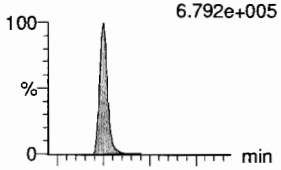

F37:MRM of 2 channels,ES-
513 > 219
1.183e+005

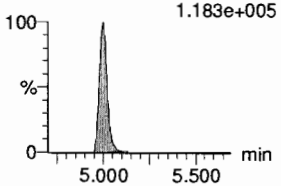

8:2 FTS
F42:MRM of 2 channels,ES-
527 > 506.9
1.048e+005

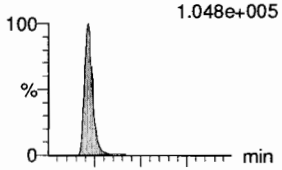

F42:MRM of 2 channels,ES-
527 > 80
4.219e+004

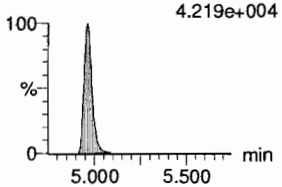

PFNS
F45:MRM of 2 channels,ES-
549.1 > 80.1
6.422e+004

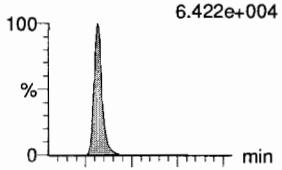

F45:MRM of 2 channels,ES-
549.1 > 99.1
4.427e+004

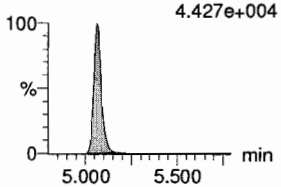

L-MeFOSAA
F48:MRM of 2 channels,ES-
570 > 419
1.754e+005

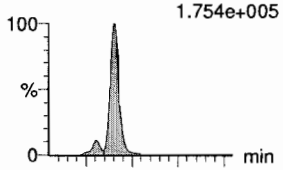

F48:MRM of 2 channels,ES-
570. > 512
6.594e+004

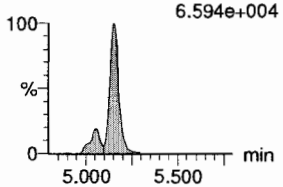

13C8-PFOSA
F34:MRM of 1 channel,ES-
506.1 > 77.7
1.325e+005

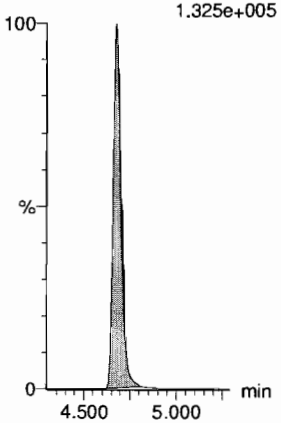

13C8-PFOS
F35:MRM of 1 channel,ES-
507.0 > 79.9
1.070e+005

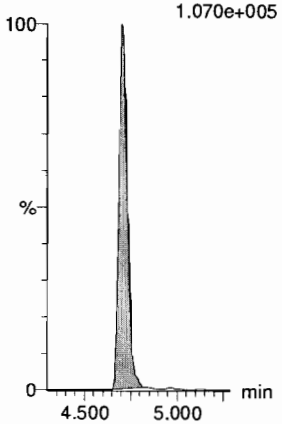

13C2-PFDA
F38:MRM of 1 channel,ES-
515.1 > 469.9
6.775e+005

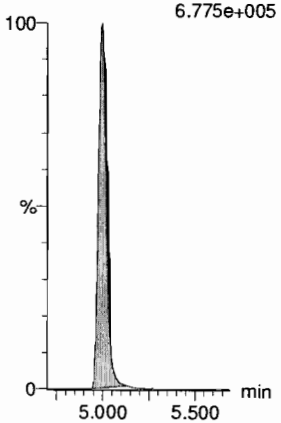

13C2-8:2 FTS
F43:MRM of 1 channel,ES-
529.1 > 508.7
8.534e+004

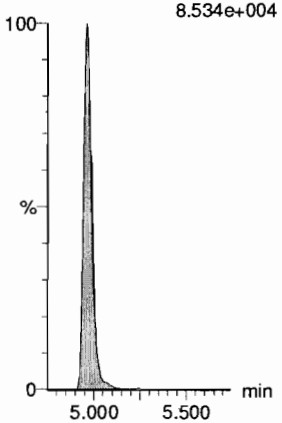

13C8-PFOS
F35:MRM of 1 channel,ES-
507.0 > 79.9
1.070e+005

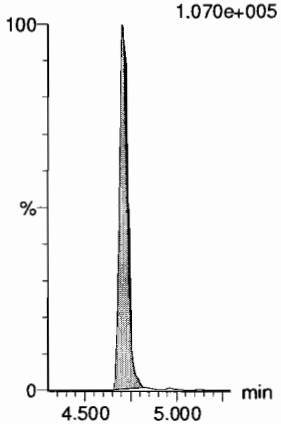

d3-N-MeFOSAA
F50:MRM of 1 channel,ES-
573.3 > 419
1.796e+005

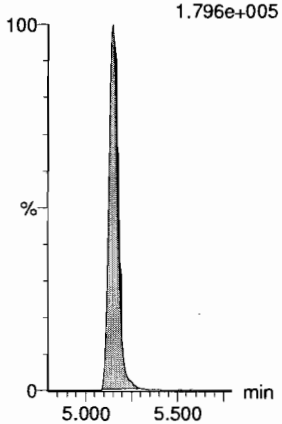

Dataset: F:\Projects\PFAS.PRO\Results\180919M1\180919M1-82.qld

Last Altered: Thursday, September 20, 2018 08:52:34 Pacific Daylight Time
Printed: Thursday, September 20, 2018 09:15:28 Pacific Daylight Time

Name: 180919M1_82, Date: 20-Sep-2018, Time: 06:24:17, ID: ST180919M1-15 PFC CS3 18I1706, Description: PFC CS3 18I1706

L-EtFOSAA

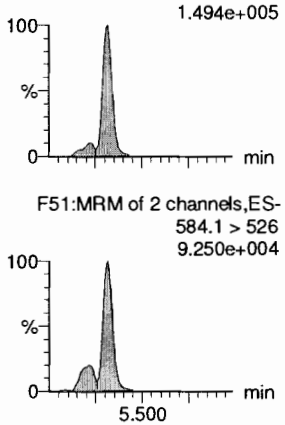

PFDoA

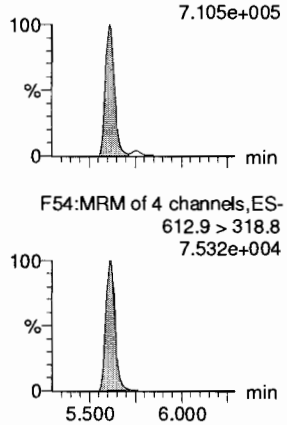

PFDS

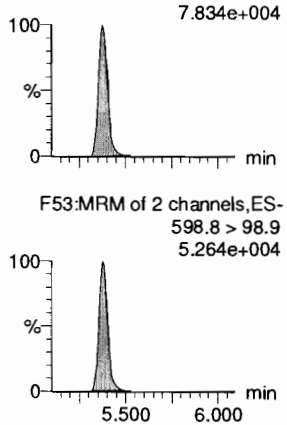

PFUdA

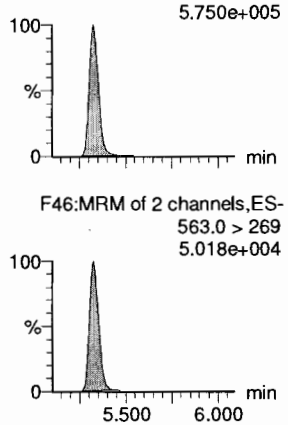

N-MeFOSA

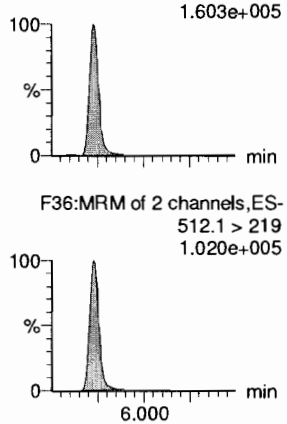

PFTrDA

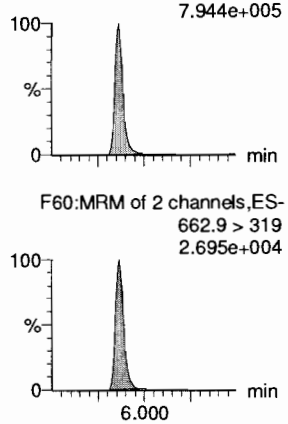

d5-N-EtFOSAA

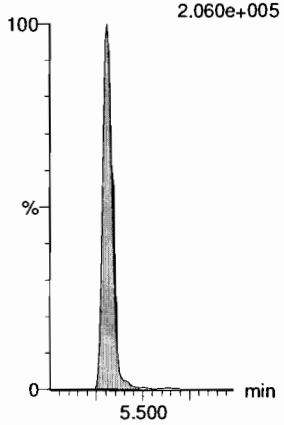

13C2-PFDoA

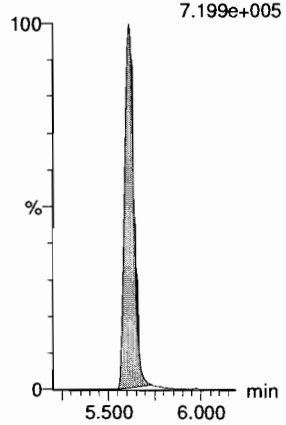

13C8-PFOS

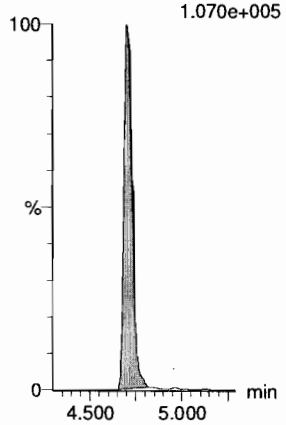

13C2-PFUdA

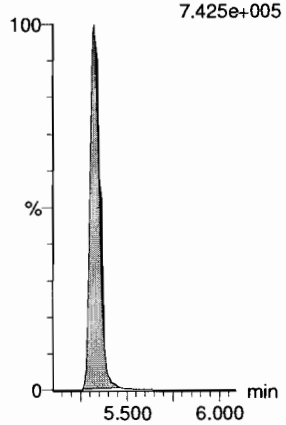

d3-N-MeFOSA

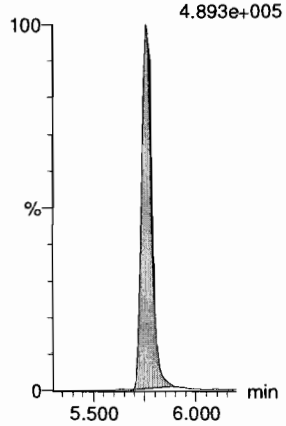

13C2-PFDoA

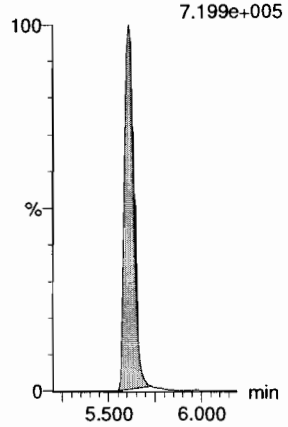

Dataset: F:\Projects\PFAS.PRO\Results\180919M1\180919M1-82.qld

Last Altered: Thursday, September 20, 2018 08:52:34 Pacific Daylight Time
Printed: Thursday, September 20, 2018 09:15:28 Pacific Daylight Time

Name: 180919M1_82, Date: 20-Sep-2018, Time: 06:24:17, ID: ST180919M1-15 PFC CS3 18I1706, Description: PFC CS3 18I1706

PFTeDA
F61:MRM of 2 channels,ES-
712.8 > 669.0
6.610e+005

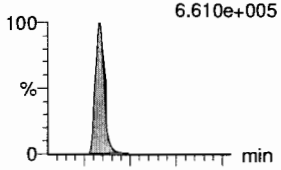

F61:MRM of 2 channels,ES-
712.8 > 368.9
5.225e+004

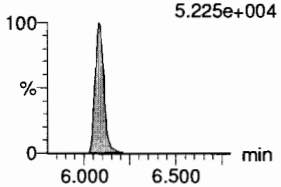

N-EtFOSA
F41:MRM of 2 channels,ES-
526.1 > 168.9
1.724e+005

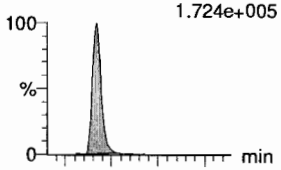

F41:MRM of 2 channels,ES-
526.1 > 219
1.124e+005

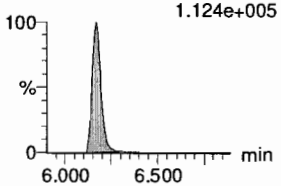

PFHxDA
F63:MRM of 2 channels,ES-
813.1 > 768.6
3.471e+005

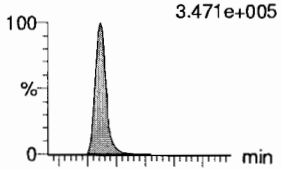

F63:MRM of 2 channels,ES-
813.1 > 219
1.081e+004

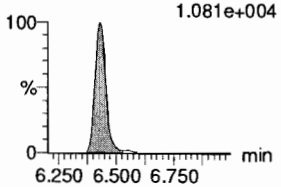

PFODA
F65:MRM of 1 channel,ES-
913.1 > 868.8
5.804e+005

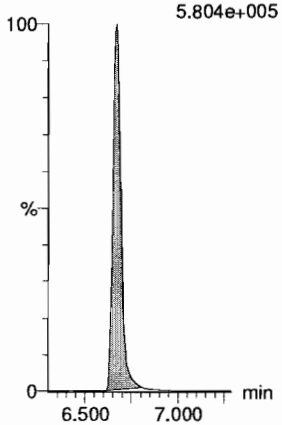

N-MeFOSE
F56:MRM of 1 channel,ES-
616.1 > 58.9
1.127e+005

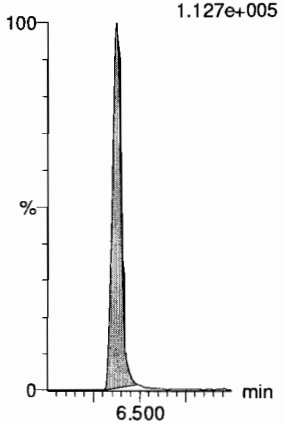

N-EtFOSE
F58:MRM of 1 channel,ES-
630.1 > 58.9
1.522e+005

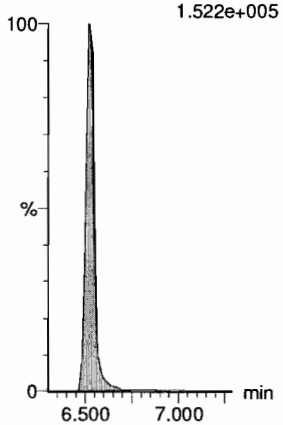

13C2-PFTeDA
F62:MRM of 2 channels,ES-
714.8 > 669.6
4.503e+005

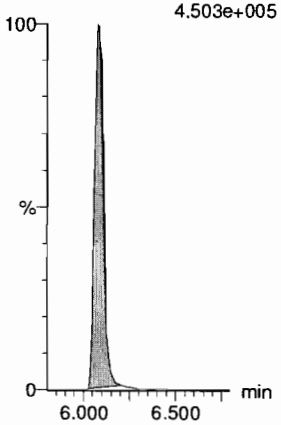

d5-N-ETFOSA
F44:MRM of 1 channel,ES-
531.1 > 168.9
6.065e+005

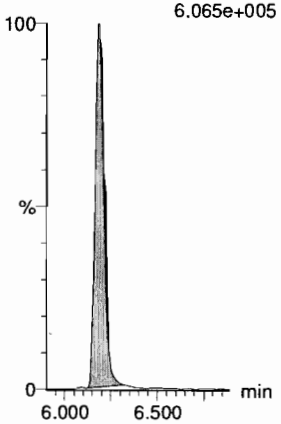

13C2-PFHxDA
F64:MRM of 1 channel,ES-
815 > 769.7
2.807e+005

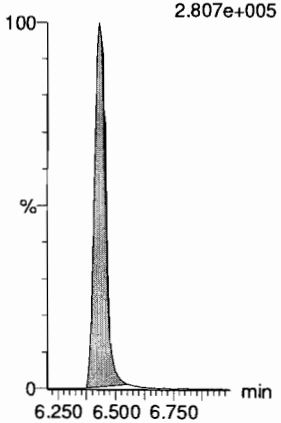

13C2-PFHxDA
F64:MRM of 1 channel,ES-
815 > 769.7
2.807e+005

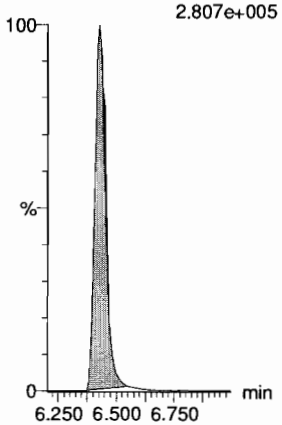

d7-N-MeFOSE
F57:MRM of 1 channel,ES-
623.1 > 58.9
3.620e+005

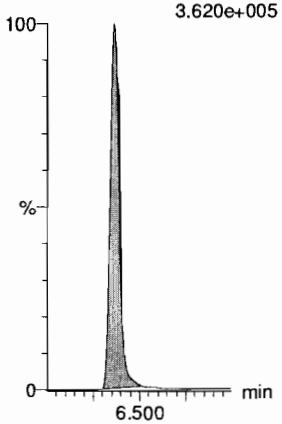

d9-N-EtFOSE
F59:MRM of 1 channel,ES-
639.2 > 58.8
4.156e+005

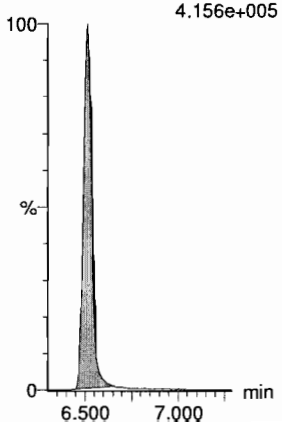

Dataset: F:\Projects\PFAS.PRO\Results\180919M1\180919M1-82.qld

Last Altered: Thursday, September 20, 2018 08:52:34 Pacific Daylight Time
Printed: Thursday, September 20, 2018 09:15:28 Pacific Daylight Time

Name: 180919M1_82, Date: 20-Sep-2018, Time: 06:24:17, ID: ST180919M1-15 PFC CS3 18I1706, Description: PFC CS3 18I1706

13C4-PFBA

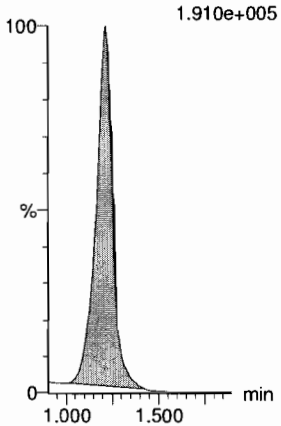

13C5-PFHxA

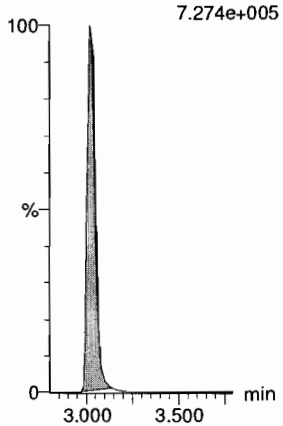

13C3-PFHxS

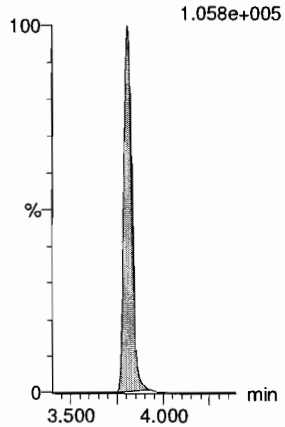

13C8-PFOA

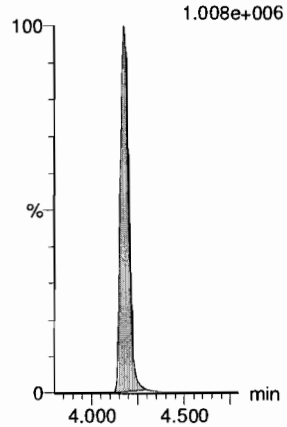

13C9-PFNA

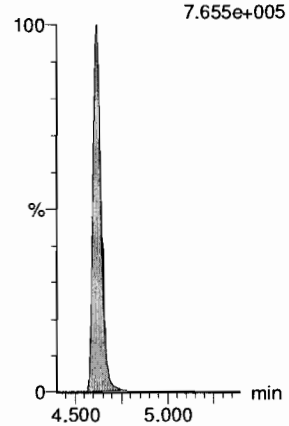

13C4-PFOS

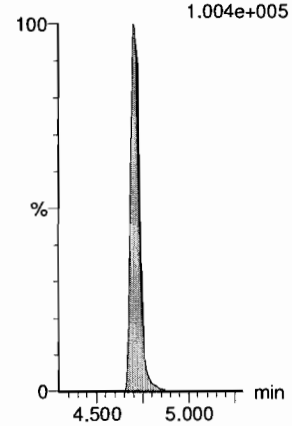

13C6-PFDA

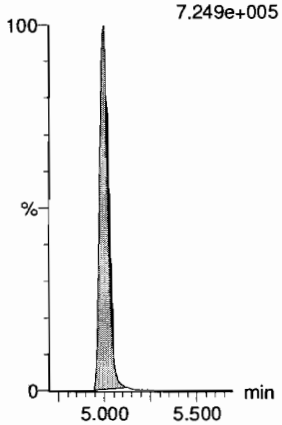

13C7-PFUdA

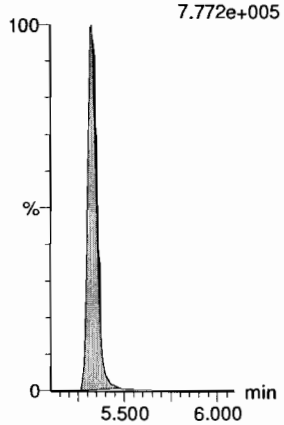

Vista Analytical Laboratory

Dataset: F:\Projects\PFAS.PRO\Results\180919M1\180919M1-94.qld

Last Altered: Thursday, September 20, 2018 08:53:29 Pacific Daylight Time
Printed: Thursday, September 20, 2018 09:15:51 Pacific Daylight Time

AD 9/20/18

Name: 180919M1_94, Date: 20-Sep-2018, Time: 08:31:26, ID: ST180919M1-16 PFC CS3 18I1706, Description: PFC CS3 18I1706

JJM 9/20/18

	#	Name	Trace	Area	IS Area	wt/vol	RT	Response	Conc.	%Rec	Recovery ...	Ion Ratio	Ratio Out?
1	1	PFBA	213.0 > 168.8	13050.377	14437.098	1.00	1.21	11.299	9.9	98.8	NO		
2	2	PFPeA	263.1 > 218.9	16854.984	21778.201	1.00	2.22	9.674	9.9	99.0	NO		
3	3	PFBS	299.0 > 79.7	4205.041	2842.827	1.00	2.52	18.490	9.7	96.6	NO	2.834	NO
4	4	4:2 FTS	327.2>307.2	4461.342	5448.125	1.00	2.94	10.236	10.0	100.3	NO	1.762	NO
5	5	PFHxA	313 > 269	26888.867	13634.445	1.00	3.03	9.861	10.0	99.8	NO	14.245	NO
6	6	PFPeS	349.1>80.1	3331.900	2842.827	1.00	3.24	14.650	9.5	95.2	NO	1.460	NO
7	36	13C3-PFBA	216.1 > 171.8	14437.098	18973.959	1.00	1.22	9.511	12.7	101.3	NO		
8	37	13C3-PFPeA	266. > 221.8	21778.201	36495.828	1.00	2.22	7.459	13.2	105.9	NO		
9	38	13C3-PFBS	302. > 98.8	2842.827	5392.600	1.00	2.52	6.590	13.1	104.9	NO		
10	39	13C2-4:2 FTS	329.2>308.9	5448.125	5392.600	1.00	2.94	12.629	11.6	92.6	NO		
11	40	13C2-PFHxA	315 > 270	13634.445	36495.828	1.00	3.03	4.670	5.0	99.0	NO		
12	38	13C3-PFBS	302. > 98.8	2842.827	5392.600	1.00	2.52	6.590	13.1	104.9	NO		
13	-1												
14	10	6:2 FTS	427.1 > 407	5814.211	5820.328	1.00	4.12	12.487	10.3	102.6	NO	3.114	NO
15	7	PFHpA	363.0 > 318.9	20851.813	21415.980	1.00	3.65	12.171	10.0	100.4	NO	15.857	NO
16	8	L-PFHxS	398.9 > 79.6	3145.417	2315.831	1.00	3.81	16.978	8.8	88.1	NO	1.727	NO
17	11	L-PFOA	412.8 > 368.9	41177.129	36232.910	1.00	4.18	14.206	9.9	98.7	NO	3.545	NO
18	13	PFHpS	449 > 80.0	3987.409	5855.552	1.00	4.29	8.512	9.7	96.9	NO	1.773	NO
19	14	PFNA	463.0 > 418.8	33957.898	36033.289	1.00	4.62	11.780	10.3	102.7	NO	4.858	NO
20	43	13C2-6:2 FTS	429.1 > 408.9	5820.328	5499.232	1.00	4.12	13.230	11.4	91.1	NO		
21	41	13C4-PFHpA	367.2 > 321.8	21415.980	36495.828	1.00	3.65	7.335	13.0	104.0	NO		
22	42	18O2-PFHxS	403.0 > 102.6	2315.831	5392.600	1.00	3.81	5.368	13.4	107.5	NO		
23	44	13C2-PFOA	414.9 > 369.7	36232.910	51647.785	1.00	4.18	8.769	12.5	100.0	NO		
24	47	13C8-PFOS	507.0 > 79.9	5855.552	5499.232	1.00	4.70	13.310	12.7	101.7	NO		
25	45	13C5-PFNA	468.2 > 422.9	36033.289	37358.113	1.00	4.62	12.057	12.5	99.8	NO		
26	-1												
27	15	PFOSA	497.9 > 77.9	5895.056	6894.044	1.00	4.68	10.689	9.9	98.5	NO	32.784	YES
28	16	L-PFOS	498.9 > 79.9	4604.250	5855.552	1.00	4.71	9.829	9.8	98.5	NO	1.909	NO
29	18	PFDA	513 > 468.8	34426.453	34240.523	1.00	5.00	12.568	9.9	98.8	NO	5.943	NO
30	19	8:2 FTS	527 > 506.9	5630.796	4395.529	1.00	4.96	16.013	10.7	107.2	NO	2.599	NO
31	20	PFNS	549.1 > 80.1	3336.562	5855.552	1.00	5.06	7.123	9.8	98.0	NO	1.480	NO
32	21	L-MeFOSAA	570 > 419	11367.875	10379.436	1.00	5.16	13.690	9.7	97.0	NO	2.485	NO
33	46	13C8-PFOSA	506.1 > 77.7	6894.044	44684.828	1.00	4.68	1.929	11.6	92.7	NO		
34	47	13C8-PFOS	507.0 > 79.9	5855.552	5499.232	1.00	4.70	13.310	12.7	101.7	NO		
35	48	13C2-PFDA	515.1 > 469.9	34240.523	37821.316	1.00	5.00	11.317	12.3	98.4	NO		
36	49	13C2-8:2 FTS	529.1 > 508.7	4395.529	5499.232	1.00	4.96	9.991	11.0	88.3	NO		

Dataset: F:\Projects\PFAS.PRO\Results\180919M1\180919M1-94.qld

Last Altered: Thursday, September 20, 2018 08:53:29 Pacific Daylight Time
Printed: Thursday, September 20, 2018 09:15:51 Pacific Daylight Time

Name: 180919M1_94, Date: 20-Sep-2018, Time: 08:31:26, ID: ST180919M1-16 PFC CS3 18I1706, Description: PFC CS3 18I1706

	#	Name	Trace	Area	IS Area	wt/vol	RT	Response	Conc.	%Rec	Recovery ...	Ion Ratio	Ratio Out?
37	47	13C8-PFOS	507.0 > 79.9	5855.552	5499.232	1.00	4.70	13.310	12.7	101.7	NO		
38	50	d3-N-MeFOSAA	573.3 > 419	10379.436	44684.828	1.00	5.15	2.904	12.6	101.0	NO		
39	-1												
40	23	L-EtFOSAA	584.1 > 419	9543.041	12056.142	1.00	5.32	9.894	9.4	94.4	NO	1.361	NO
41	27	PFDoA	612.9 > 569.0	41324.668	39631.469	1.00	5.61	13.034	10.5	104.5	NO	9.662	NO
42	26	PFDS	598.8 > 79.9	4723.168	5855.552	1.00	5.38	10.083	9.9	99.1	NO	1.812	NO
43	25	PFUdA	563.0 > 518.9	35626.719	44271.027	1.00	5.33	10.059	10.3	103.0	NO	11.610	NO
44	28	N-MeFOSA	512.1 > 168.9	9122.118	27162.734	1.00	5.73	50.375	50.6	101.3	NO	1.470	NO
45	29	PFTrDA	662.9 > 618.9	41411.289	39631.469	1.00	5.86	13.061	10.0	99.6	NO	28.468	NO
46	52	d5-N-EtFOSAA	589.3 > 419	12056.142	44684.828	1.00	5.31	3.373	13.2	105.4	NO		
47	53	13C2-PFDoA	615.0 > 569.7	39631.469	37821.316	1.00	5.61	13.098	11.9	95.1	NO		
48	47	13C8-PFOS	507.0 > 79.9	5855.552	5499.232	1.00	4.70	13.310	12.7	101.7	NO		
49	51	13C2-PFUdA	565 > 519.8	44271.027	44684.828	1.00	5.33	12.384	12.7	101.6	NO		
50	54	d3-N-MeFOSA	515.2 > 168.9	27162.734	44684.828	1.00	5.76	7.598	144.4	96.3	NO		
51	53	13C2-PFDoA	615.0 > 569.7	39631.469	37821.316	1.00	5.61	13.098	11.9	95.1	NO		
52	-1												
53	30	PFTeDA	712.8 > 669.0	36520.137	26184.412	1.00	6.08	17.434	10.0	99.8	NO	13.361	NO
54	31	N-EtFOSA	526.1 > 168.9	9568.715	33462.582	1.00	6.17	42.893	49.2	98.5	NO	1.550	NO
55	32	PFHxDA	813.1 > 768.6	19924.281	16307.379	1.00	6.43	6.109	9.6	95.8	NO	31.546	NO
56	33	PFODA	913.1 > 868.8	30062.004	16307.379	1.00	6.67	9.217	10.1	101.5	NO		
57	34	N-MeFOSE	616.1 > 58.9	6651.094	20935.850	1.00	6.38	47.653	51.1	102.3	NO		
58	35	N-EtFOSE	630.1 > 58.9	7883.608	21514.951	1.00	6.53	54.964	49.4	98.8	NO		
59	55	13C2-PFTeDA	714.8 > 669.6	26184.412	44684.828	1.00	6.08	7.325	11.5	92.2	NO		
60	56	d5-N-ETFOSA	531.1 > 168.9	33462.582	44684.828	1.00	6.19	9.361	151.6	101.1	NO		
61	57	13C2-PFHxDA	815 > 769.7	16307.379	44684.828	1.00	6.43	4.562	4.9	97.8	NO		
62	57	13C2-PFHxDA	815 > 769.7	16307.379	44684.828	1.00	6.43	4.562	4.9	97.8	NO		
63	58	d7-N-MeFOSE	623.1 > 58.9	20935.850	44684.828	1.00	6.36	5.857	130.6	87.1	NO		
64	59	d9-N-EtFOSE	639.2 > 58.8	21514.951	44684.828	1.00	6.51	6.019	135.1	90.1	NO		
65	-1												
66	60	13C4-PFBA	217. > 172	18973.959	18973.959	1.00	1.22	12.500	12.5	100.0	NO		
67	61	13C5-PFHxA	318 > 272.9	36495.828	36495.828	1.00	3.03	12.500	12.5	100.0	NO		
68	62	13C3-PFHxS	401.8 > 79.9	5392.600	5392.600	1.00	3.81	12.500	12.5	100.0	NO		
69	63	13C8-PFOA	420.9 > 376	51647.785	51647.785	1.00	4.18	12.500	12.5	100.0	NO		
70	64	13C9-PFNA	472.2 > 426.9	37358.113	37358.113	1.00	4.62	12.500	12.5	100.0	NO		
71	65	13C4-PFOS	503 > 79.9	5499.232	5499.232	1.00	4.70	12.500	12.5	100.0	NO		
72	66	13C6-PFDA	519.1 > 473.7	37821.316	37821.316	1.00	5.00	12.500	12.5	100.0	NO		

Dataset: F:\Projects\PFAS.PRO\Results\180919M1\180919M1-94.qld

Last Altered: Thursday, September 20, 2018 08:53:29 Pacific Daylight Time
Printed: Thursday, September 20, 2018 09:15:51 Pacific Daylight Time

Name: 180919M1_94, Date: 20-Sep-2018, Time: 08:31:26, ID: ST180919M1-16 PFC CS3 18I1706, Description: PFC CS3 18I1706

	#	Name	Trace	Area	IS Area	wt/vol	RT	Response	Conc.	%Rec	Recovery ...	Ion Ratio	Ratio Out?
73	67	13C7-PFUdA	570.1 > 524.8	44684.828	44684.828	1.00	5.33	12.500	12.5	100.0	NO		

Quantify Compound Summary Report **MassLynx MassLynx V4.1 SCN945 SCN960**
Vista Analytical Laboratory

Dataset: Untitled

Last Altered: Thursday, September 20, 2018 11:02:43 Pacific Daylight Time
Printed: Thursday, September 20, 2018 11:03:08 Pacific Daylight Time

Method: F:\Projects\PFAS.PRO\MethDB\PFAS_FULL_80C_091918.mdb 20 Sep 2018 08:42:56
Calibration: F:\Projects\PFAS.PRO\CurveDB\C18_VAL-PFAS_Q4_09-18-18.cdb 19 Sep 2018 09:23:23

Compound name: PFBA

	#	Name	ID	Acq.Date	Acq.Time
1	1	180919M1_1	IPA	19-Sep-18	16:01:22
2	2	180919M1_2	ST180919M1-1 PFC CS-2 18I1701	19-Sep-18	16:11:57
3	3	180919M1_3	ST180919M1-2 PFC CS-1 18I1702	19-Sep-18	16:22:36
4	4	180919M1_4	ST180919M1-3 PFC CS0 18I1703 A	19-Sep-18	16:33:09
5	5	180919M1_5	ST180919M1-4 PFC CS1 18I1704	19-Sep-18	16:43:47
6	6	180919M1_6	ST180919M1-5 PFC CS2 18I1705	19-Sep-18	16:54:21
7	7	180919M1_7	ST180919M1-6 PFC CS3 18I1706	19-Sep-18	17:04:59
8	8	180919M1_8	ST180919M1-7 PFC CS4 18I1707	19-Sep-18	17:15:32
9	9	180919M1_9	ST180919M1-8 PFC CS5 18I1708	19-Sep-18	17:26:10
10	10	180919M1_10	ST180919M1-9 PFC CS6 18I1709	19-Sep-18	17:36:43
11	11	180919M1_11	ST180919M1-10 PFC CS7 18I1710	19-Sep-18	17:47:21
12	12	180919M1_12	IPA	19-Sep-18	17:57:53
13	13	180919M1_13	ICV180919M1-1 PFC ICV 18I1711	19-Sep-18	18:08:32
14	14	180919M1_14	B8I0028-BLK1 Method Blank 0.25	19-Sep-18	18:23:34
15	15	180919M1_15	B8I0028-BS1 OPR 0.25	19-Sep-18	18:34:10
16	16	180919M1_16	1802798-01 Sample Tap 0.11338	19-Sep-18	18:44:42
17	17	180919M1_17	1802848-01 DPH-MW22 0.11784	19-Sep-18	18:55:21
18	18	180919M1_18	1802848-02 DPH-B7 0.11861	19-Sep-18	19:05:59
19	19	180919M1_19	1802848-03 DPH-B5 0.11509	19-Sep-18	19:16:33
20	20	180919M1_20	1802848-04 DPH-MW1-17 0.11045	19-Sep-18	19:27:11
21	21	180919M1_21	1802848-05 DPH-18 0.11197	19-Sep-18	19:37:50
22	22	180919M1_22	1802848-06 DPH-19 0.12061	19-Sep-18	19:48:23
23	23	180919M1_23	1802848-07 DPH-INTAKE 0.1117	19-Sep-18	19:59:01
24	24	180919M1_24	1802849-01 DPH-IRELAND 0.11584	19-Sep-18	20:09:34
25	25	180919M1_25	1802849-02 DPH #1 0.11751	19-Sep-18	20:20:13
26	26	180919M1_26	IPA	19-Sep-18	20:30:46
27	27	180919M1_27	ST180919M1-11 PFC CS3 18I1706	19-Sep-18	20:41:25
28	28	180919M1_28	1802849-03 DPH-EX4 0.11515	19-Sep-18	20:52:03
29	29	180919M1_29	1802850-01 DPH-MW6 0.11597	19-Sep-18	21:02:37
30	30	180919M1_30	1802861-01 PW1808291255GC 0.23353	19-Sep-18	21:13:15
31	31	180919M1_31	1802861-02 PW1808291430GC 0.22014	19-Sep-18	21:23:47
32	32	180919M1_32	1802861-03 PW1808291515GC 0.21441	19-Sep-18	21:34:25

A CRV not used.

Vista Analytical Laboratory

Dataset: Untitled

Last Altered: Thursday, September 20, 2018 11:02:43 Pacific Daylight Time
Printed: Thursday, September 20, 2018 11:03:08 Pacific Daylight Time

Compound name: PFBA

	#	Name	ID	Acq.Date	Acq.Time
33	33	180919M1_33	1802861-04 PW1808291545GC 0.23492	19-Sep-18	21:44:58
34	34	180919M1_34	B8I0048-BLK1 Method Blank 0.25	19-Sep-18	21:55:37
35	35	180919M1_35	B8I0048-BS1 OPR 0.25	19-Sep-18	22:06:10
36	36	180919M1_36	1802853-01 SW1808301025JTM 0.226...	19-Sep-18	22:16:48
37	37	180919M1_37	1802853-02 SW1808301100JTM 0.23358	19-Sep-18	22:27:21
38	38	180919M1_38	B8I0044-BLK1 Method Blank 0.125	19-Sep-18	22:37:59
39	39	180919M1_39	B8I0044-BS1 OPR 0.125	19-Sep-18	22:48:33
40	40	180919M1_40	B8I0044-BSD1 LCSD 0.125	19-Sep-18	22:59:12
41	41	180919M1_41	1802890-01 REEPDW1307 0.12155	19-Sep-18	23:09:44
42	42	180919M1_42	1802890-02 REEPDW1308 0.11897	19-Sep-18	23:20:22
43	43	180919M1_43	IPA	19-Sep-18	23:31:01
44	44	180919M1_44	ST180919M1-12 PFC CS3 18I1706	19-Sep-18	23:41:34
45	45	180919M1_45	1802890-03 REEPDW1309 0.1195	19-Sep-18	23:52:13
46	46	180919M1_46	1802890-04 REEPDW1310 0.11916	20-Sep-18	00:02:45
47	47	180919M1_47	1802890-05 REEPDW580 0.11963	20-Sep-18	00:13:24
48	48	180919M1_48	1802890-06 REEPDW1311 0.11985	20-Sep-18	00:23:57
49	49	180919M1_49	1802890-07 REEPDW1312 0.11807	20-Sep-18	00:34:36
50	50	180919M1_50	1802890-08 REEPDW1313 0.11935	20-Sep-18	00:45:09
51	51	180919M1_51	1802891-01 REEPDW1307FRB 0.12214	20-Sep-18	00:55:47
52	52	180919M1_52	1802891-02 REEPDW1308FRB 0.12031	20-Sep-18	01:06:20
53	53	180919M1_53	1802891-03 REEPDW1309FRB 0.12039	20-Sep-18	01:16:58
54	54	180919M1_54	1802891-04 REEPDW1310FRB 0.11985	20-Sep-18	01:27:31
55	55	180919M1_55	1802891-05 REEPDW1311FRB 0.12177	20-Sep-18	01:38:09
56	56	180919M1_56	1802891-06 REEPDW1312FRB 0.12113	20-Sep-18	01:48:43
57	57	180919M1_57	1802891-07 REEPDW1313FRB 0.11958	20-Sep-18	01:59:21
58	58	180919M1_58	B8I0080-BLK1 Method Blank 0.25	20-Sep-18	02:09:54
59	59	180919M1_59	B8I0080-BS1 OPR 0.25	20-Sep-18	02:20:32
60	60	180919M1_60	B8I0080-BSD1 LCSD 0.25	20-Sep-18	02:31:05
61	61	180919M1_61	1802897-08 18Q3SS035-SOFB01 0.11...	20-Sep-18	02:41:43
62	62	180919M1_62	1802921-01 KISWR-RES02-FAUCET-1...	20-Sep-18	02:52:17
63	63	180919M1_63	1802921-02 KISWR-RES02-RESN1-18...	20-Sep-18	03:02:55
64	64	180919M1_64	1802921-03 KISWR-RES02-PT-180905...	20-Sep-18	03:13:29
65	65	180919M1_65	IPA	20-Sep-18	03:24:07
66	66	180919M1_66	ST180919M1-13 PFC CS3 18I1706	20-Sep-18	03:34:40
67	67	180919M1_67	ST180919M1-14 PFC CS0 18I1703	20-Sep-18	03:45:19
68	68	180919M1_68	1802921-04 KISWR-DUP01-180905 0....	20-Sep-18	03:55:51

Vista Analytical Laboratory

Dataset: Untitled

Last Altered: Thursday, September 20, 2018 11:02:43 Pacific Daylight Time
Printed: Thursday, September 20, 2018 11:03:08 Pacific Daylight Time

Compound name: PFBA

	#	Name	ID	Acq.Date	Acq.Time
69	69	180919M1_69	1802921-05 KISWR-RES02-WH-18090...	20-Sep-18	04:06:30
70	70	180919M1_70	1802939-01 REEPDW1318 0.10777	20-Sep-18	04:17:03
71	71	180919M1_71	1802940-01 REEPDW1318FRB 0.12803	20-Sep-18	04:27:41
72	72	180919M1_72	B8I0054-BLK1 Method Blank 0.25	20-Sep-18	04:38:19
73	73	180919M1_73	B8I0054-BS1 OPR 0.25	20-Sep-18	04:48:53
74	74	180919M1_74	1802846-07 EQ-1 0.25688	20-Sep-18	04:59:31
75	75	180919M1_75	1802846-08 EQ-2 0.26065	20-Sep-18	05:10:05
76	76	180919M1_76	1802846-09 TW-2 0.25586	20-Sep-18	05:20:43
77	77	180919M1_77	B8I0033-BLK1 Method Blank 0.25	20-Sep-18	05:31:16
78	78	180919M1_78	B8I0033-BS1 OPR 0.25	20-Sep-18	05:41:54
79	79	180919M1_79	1802860-01 SW1808271345RF 0.25501	20-Sep-18	05:52:27
80	80	180919M1_80	1802860-02 PW1808271430RF 0.24714	20-Sep-18	06:03:05
81	81	180919M1_81	IPA	20-Sep-18	06:13:38
82	82	180919M1_82	ST180919M1-15 PFC CS3 18I1706	20-Sep-18	06:24:17
83	83	180919M1_83	1802860-03 SW1808271500RF 0.23589	20-Sep-18	06:34:50
84	84	180919M1_84	1802860-04 PW1808271520RF 0.25475	20-Sep-18	06:45:28
85	85	180919M1_85	1802860-05 SW1808271545RF 0.23588	20-Sep-18	06:56:07
86	86	180919M1_86	1802860-06 SW1808280930SK 0.25969	20-Sep-18	07:06:40
87	87	180919M1_87	1802860-07 PW1808281015SK 0.24148	20-Sep-18	07:17:18
88	88	180919M1_88	1802860-08 PW1808281050SK 0.25865	20-Sep-18	07:27:51
89	89	180919M1_89	1802860-09 SW1808281105SK 0.24099	20-Sep-18	07:38:30
90	90	180919M1_90	1802860-10 PW1808281320SK 0.25827	20-Sep-18	07:49:03
91	91	180919M1_91	1802860-11 PW1808281345SK 0.25169	20-Sep-18	07:59:41
92	92	180919M1_92	1802860-12 SW1808281405SK 0.24825	20-Sep-18	08:10:15
93	93	180919M1_93	IPA	20-Sep-18	08:20:53
94	94	180919M1_94	ST180919M1-16 PFC CS3 18I1706	20-Sep-18	08:31:26
95	95	180919M1_95	1802860-13 PW1808281435SK 0.25556	20-Sep-18	08:42:05
96	96	180919M1_96	1802860-14 SW1808281500SK 0.24836	20-Sep-18	08:52:37
97	97	180919M1_97	1802860-15 PW1808281545SK 0.23949	20-Sep-18	09:03:15
98	98	180919M1_98	1802860-16 SW1808281610SK 0.2481	20-Sep-18	09:13:48
99	99	180919M1_99	1802860-17 PW1808281645SK 0.24178	20-Sep-18	09:24:27
100	1...	180919M1_100	1802860-18 SW1808291000GC 0.22098	20-Sep-18	09:34:59
101	1...	180919M1_101	1802860-19 SW1808291035GC 0.22897	20-Sep-18	09:45:37
102	1...	180919M1_102	1802860-20 SW1808291115GC 0.24921	20-Sep-18	09:56:10
103	1...	180919M1_103	IPA	20-Sep-18	10:06:48
104	1...	180919M1_104	ST180919M1-17 PFC CS3 18I1706	20-Sep-18	10:17:22

Vista Analytical Laboratory

Dataset: F:\Projects\PFAS.PRO\Results\180919M1\180919M1-94.qld

Last Altered: Thursday, September 20, 2018 08:53:29 Pacific Daylight Time
Printed: Thursday, September 20, 2018 09:15:51 Pacific Daylight Time

Method: F:\Projects\PFAS.PRO\MethDB\PFAS_FULL_80C_091918.mdb 20 Sep 2018 08:42:56
Calibration: F:\Projects\PFAS.PRO\CurveDB\C18_VAL-PFAS_Q4_09-18-18.cdb 19 Sep 2018 09:23:23

Name: 180919M1_94, Date: 20-Sep-2018, Time: 08:31:26, ID: ST180919M1-16 PFC CS3 18I1706, Description: PFC CS3 18I1706

PFBA
F2:MRM of 1 channel,ES-
213.0 > 168.8
1.343e+005

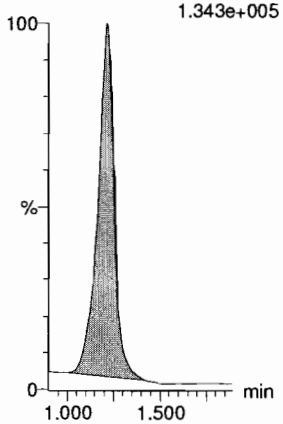

PFPeA
F5:MRM of 1 channel,ES-
263.1 > 218.9
3.290e+005

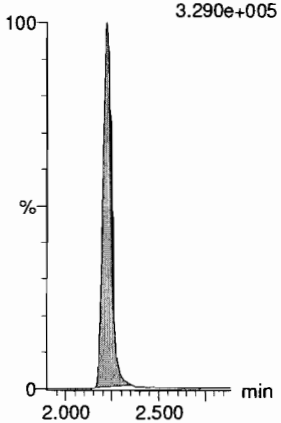

PFBS
F7:MRM of 2 channels,ES-
299.0 > 79.7
8.547e+004

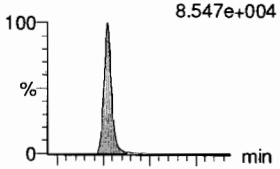

F7:MRM of 2 channels,ES-
299.0 > 99.0
2.944e+004

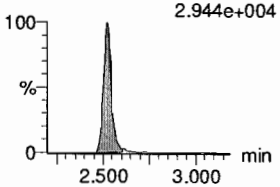

4:2 FTS
F12:MRM of 2 channels,ES-
327.2 > 307.2
9.497e+004

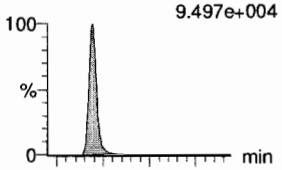

F12:MRM of 2 channels,ES-
327.2 > 81.1
5.373e+004

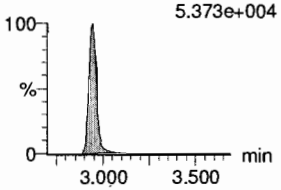

PFHxA
F9:MRM of 2 channels,ES-
313 > 269
5.368e+005

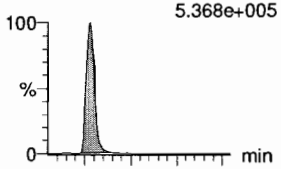

F9:MRM of 2 channels,ES-
313 > 118.9
3.877e+004

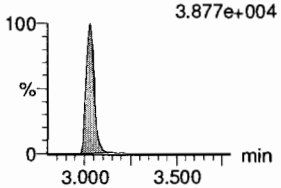

PFPeS
F15:MRM of 2 channels,ES-
349.1 > 80.1
7.246e+004

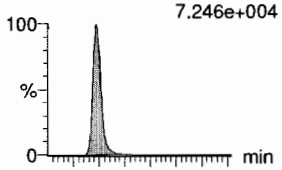

F15:MRM of 2 channels,ES-
349.1 > 99
5.083e+004

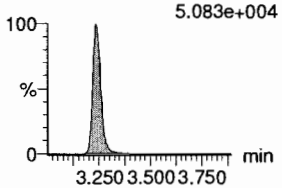

13C3-PFBA
F3:MRM of 1 channel,ES-
216.1 > 171.8
1.464e+005

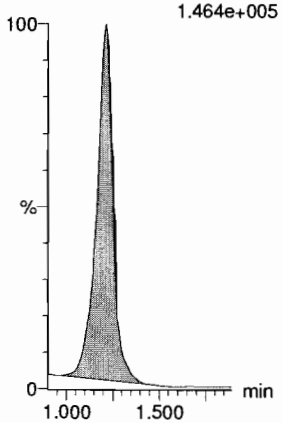

13C3-PFPeA
F6:MRM of 1 channel,ES-
266. > 221.8
4.173e+005

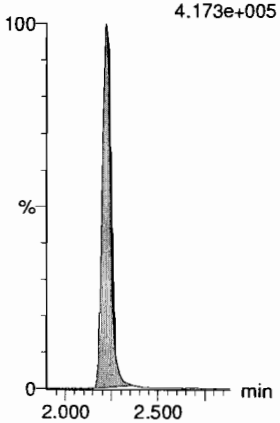

13C3-PFBS
F8:MRM of 1 channel,ES-
302. > 98.8
5.789e+004

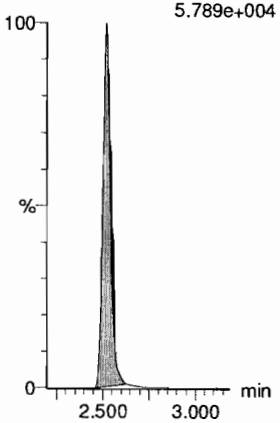

13C2-4:2 FTS
F13:MRM of 1 channel,ES-
329.2 > 308.9
1.122e+005

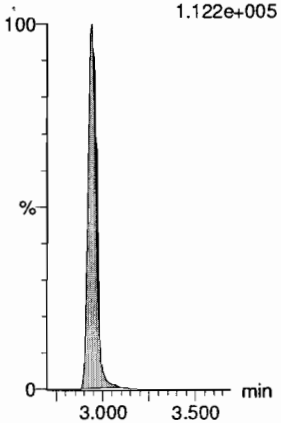

13C2-PFHxA
F10:MRM of 1 channel,ES-
315 > 270
2.702e+005

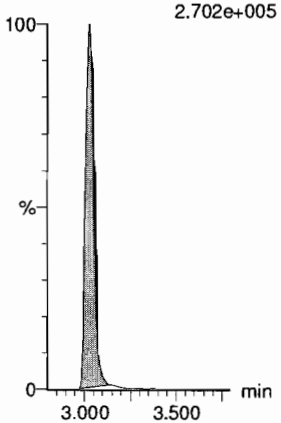

13C3-PFBS
F8:MRM of 1 channel,ES-
302. > 98.8
5.789e+004

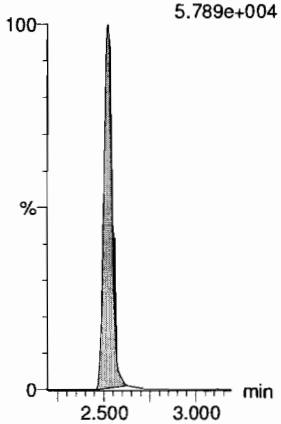

Dataset: F:\Projects\PFAS.PRO\Results\180919M1\180919M1-94.qld

Last Altered: Thursday, September 20, 2018 08:53:29 Pacific Daylight Time
Printed: Thursday, September 20, 2018 09:15:51 Pacific Daylight Time

Name: 180919M1_94, Date: 20-Sep-2018, Time: 08:31:26, ID: ST180919M1-16 PFC CS3 18I1706, Description: PFC CS3 18I1706

6:2 FTS

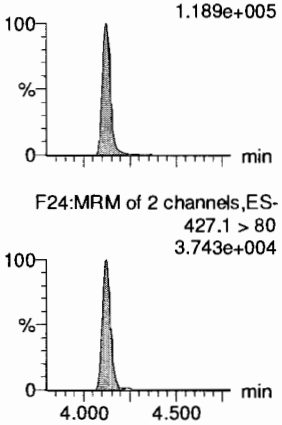

PFHpA

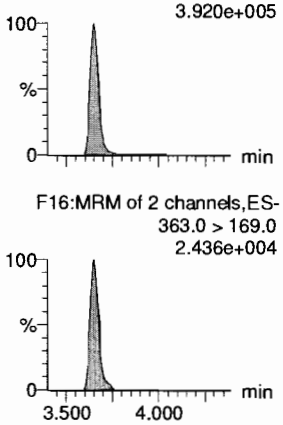

L-PFHxS

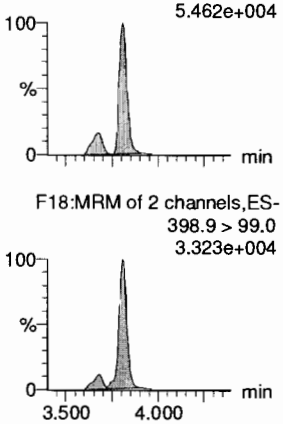

L-PFOA

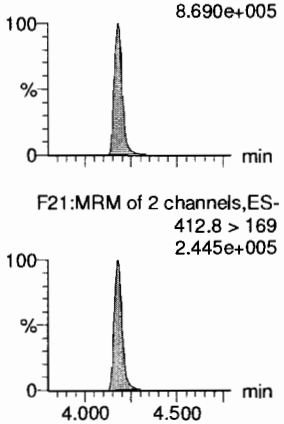

PFHpS

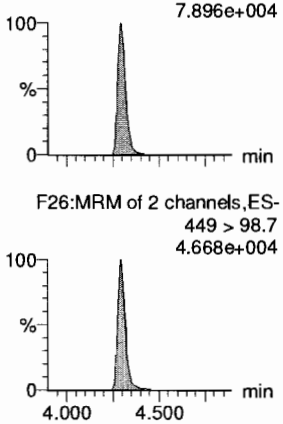

PFNA

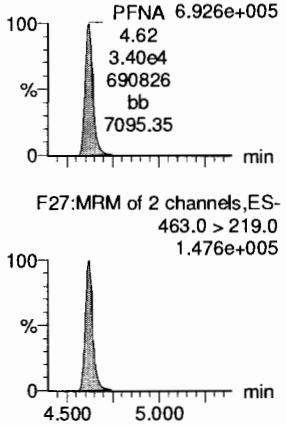

13C2-6:2 FTS

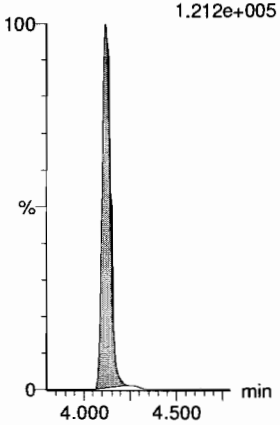

13C4-PFHpA

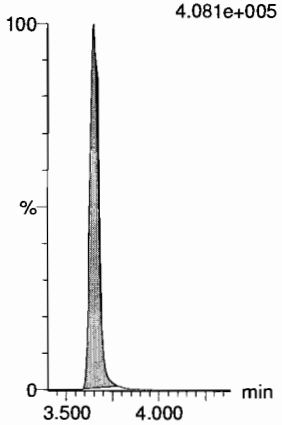

18O2-PFHxS

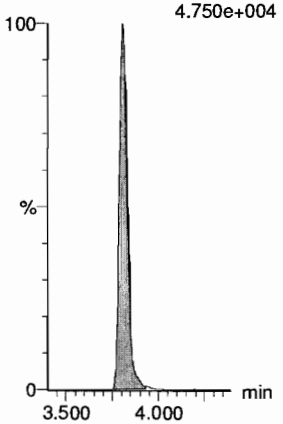

13C2-PFOA

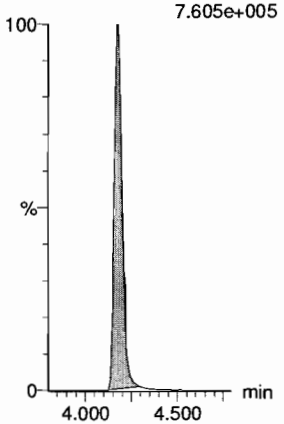

13C8-PFOS

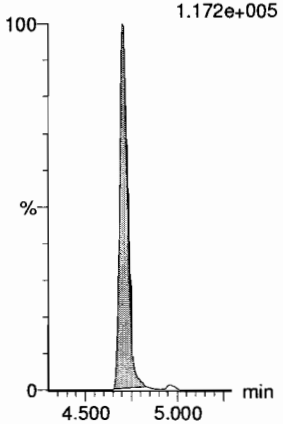

13C5-PFNA

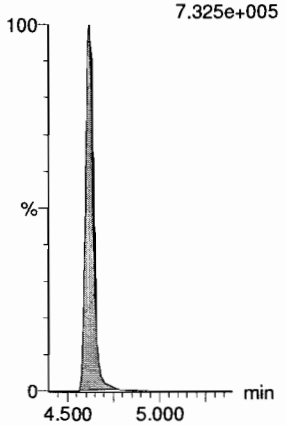

Dataset: F:\Projects\PFAS.PRO\Results\180919M1\180919M1-94.qld

Last Altered: Thursday, September 20, 2018 08:53:29 Pacific Daylight Time
Printed: Thursday, September 20, 2018 09:15:51 Pacific Daylight Time

Name: 180919M1_94, Date: 20-Sep-2018, Time: 08:31:26, ID: ST180919M1-16 PFC CS3 18I1706, Description: PFC CS3 18I1706

PFOSA
F30:MRM of 2 channels,ES-
497.9 > 77.9
1.198e+005

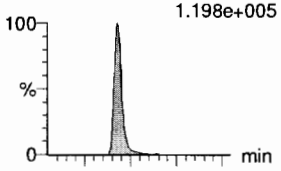

F30:MRM of 2 channels,ES-
497.9 > 169
3.839e+003

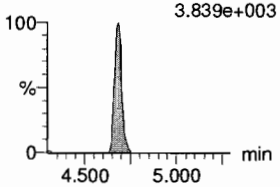

L-PFOS
F32:MRM of 2 channels,ES-
498.9 > 79.9
7.075e+004

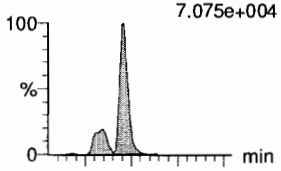

F32:MRM of 2 channels,ES-
498.9 > 99
4.175e+004

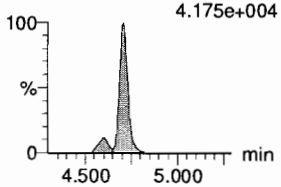

PFDA
F37:MRM of 2 channels,ES-
513 > 468.8
6.945e+005

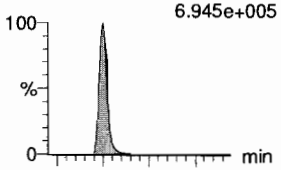

F37:MRM of 2 channels,ES-
513 > 219
1.160e+005

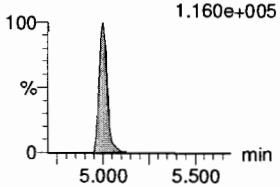

8:2 FTS
F42:MRM of 2 channels,ES-
527 > 506.9
1.143e+005

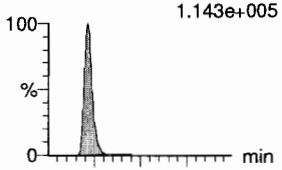

F42:MRM of 2 channels,ES-
527 > 80
4.257e+004

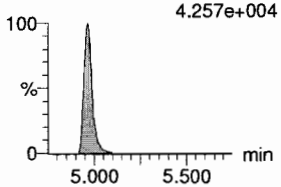

PFNS
F45:MRM of 2 channels,ES-
549.1 > 80.1
6.494e+004

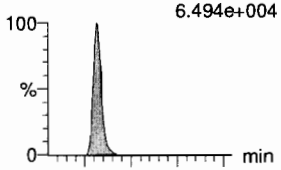

F45:MRM of 2 channels,ES-
549.1 > 99.1
4.438e+004

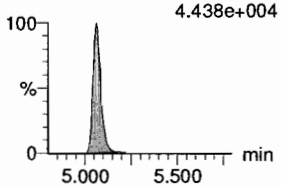

L-MeFOSAA
F48:MRM of 2 channels,ES-
570 > 419
1.854e+005

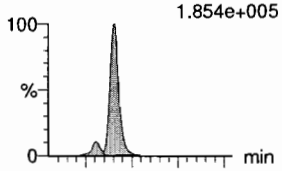

F48:MRM of 2 channels,ES-
570. > 512
6.586e+004

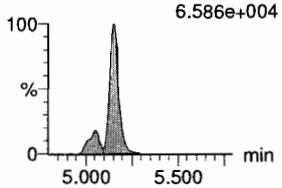

13C8-PFOSA
F34:MRM of 1 channel,ES-
506.1 > 77.7
1.403e+005

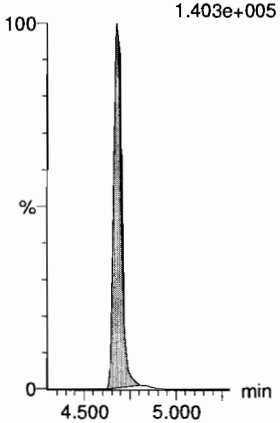

13C8-PFOS
F35:MRM of 1 channel,ES-
507.0 > 79.9
1.172e+005

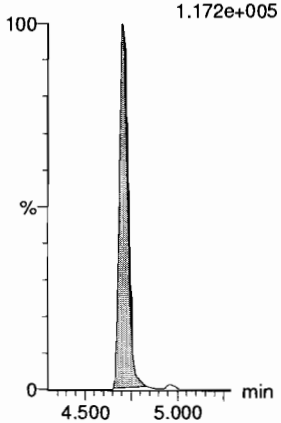

13C2-PFDA
F38:MRM of 1 channel,ES-
515.1 > 469.9
6.892e+005

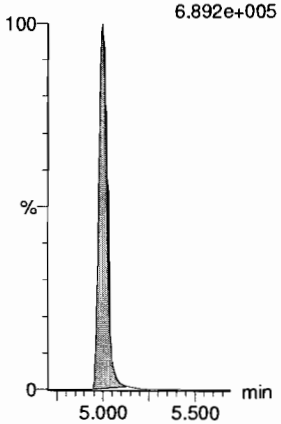

13C2-8:2 FTS
F43:MRM of 1 channel,ES-
529.1 > 508.7
8.832e+004

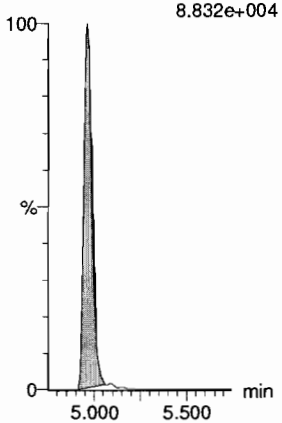

13C8-PFOS
F35:MRM of 1 channel,ES-
507.0 > 79.9
1.172e+005

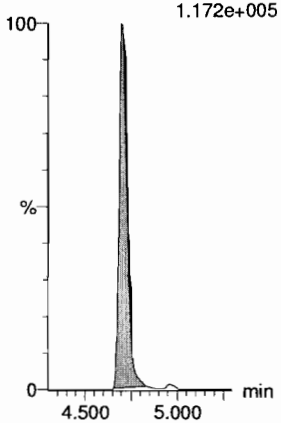

d3-N-MeFOSAA
F50:MRM of 1 channel,ES-
573.3 > 419
1.909e+005

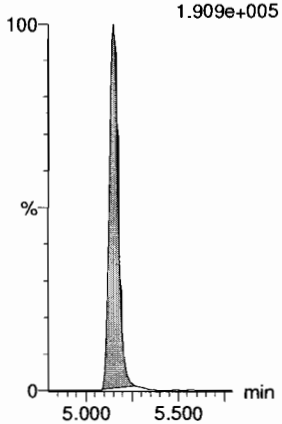

Dataset: F:\Projects\PFAS.PRO\Results\180919M1\180919M1-94.qld

Last Altered: Thursday, September 20, 2018 08:53:29 Pacific Daylight Time
Printed: Thursday, September 20, 2018 09:15:51 Pacific Daylight Time

Name: 180919M1_94, Date: 20-Sep-2018, Time: 08:31:26, ID: ST180919M1-16 PFC CS3 18I1706, Description: PFC CS3 18I1706

L-EtFOSAA

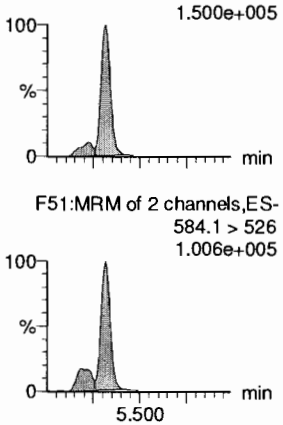

PFDoA

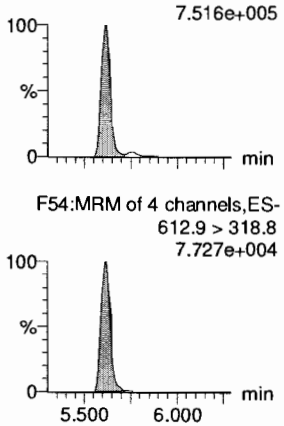

PFDS

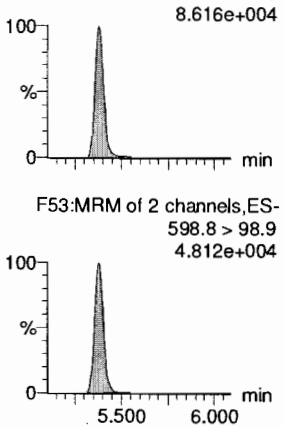

PFUdA

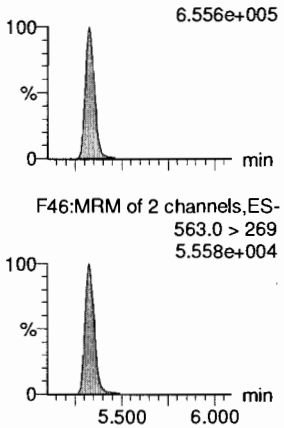

N-MeFOSA

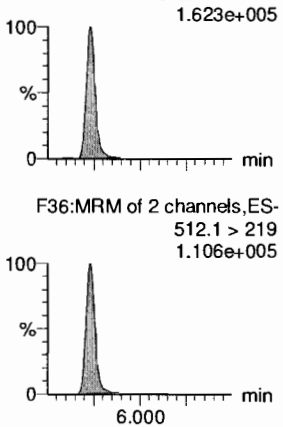

PFTrDA

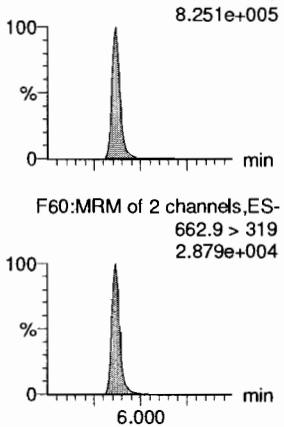

d5-N-EtFOSAA

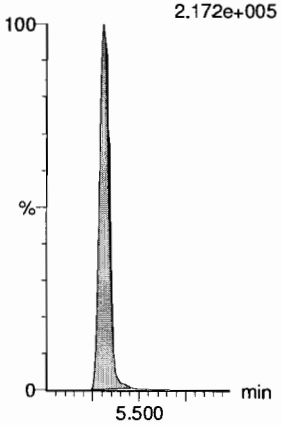

13C2-PFDoA

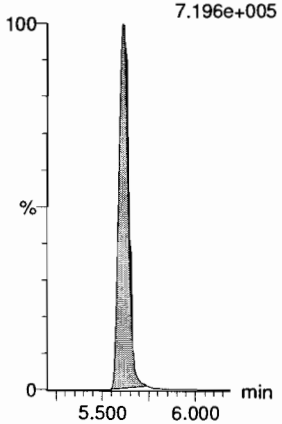

13C8-PFOS

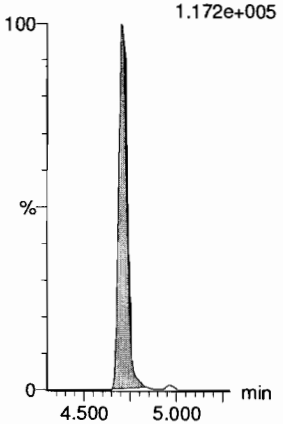

13C2-PFUdA

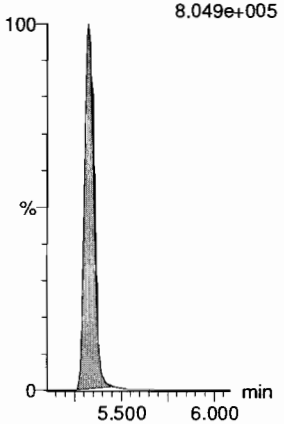

d3-N-MeFOSA

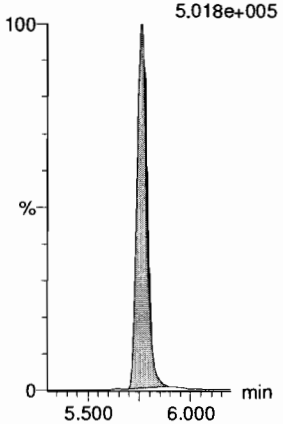

13C2-PFDoA

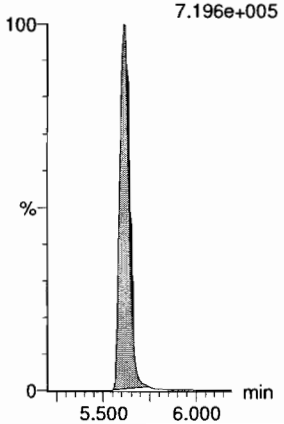

Dataset: F:\Projects\PFAS.PRO\Results\180919M1\180919M1-94.qld

Last Altered: Thursday, September 20, 2018 08:53:29 Pacific Daylight Time
Printed: Thursday, September 20, 2018 09:15:51 Pacific Daylight Time

Name: 180919M1_94, Date: 20-Sep-2018, Time: 08:31:26, ID: ST180919M1-16 PFC CS3 18I1706, Description: PFC CS3 18I1706

PFTeDA
F61:MRM of 2 channels,ES-
712.8 > 669.0
6.752e+005

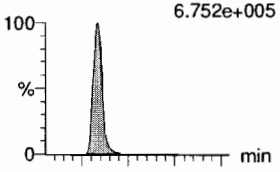

F61:MRM of 2 channels,ES-
712.8 > 368.9
5.035e+004

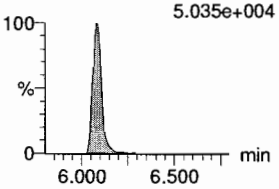

N-EtFOSA
F41:MRM of 2 channels,ES-
526.1 > 168.9
1.829e+005

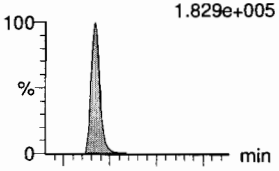

F41:MRM of 2 channels,ES-
526.1 > 219
1.149e+005

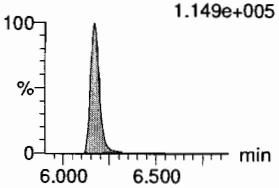

PFHxDA
F63:MRM of 2 channels,ES-
813.1 > 768.6
3.749e+005

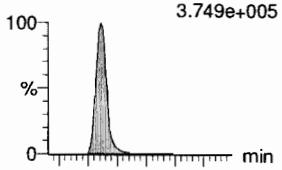

F63:MRM of 2 channels,ES-
813.1 > 219
1.204e+004

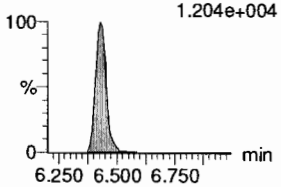

PFODA
F65:MRM of 1 channel,ES-
913.1 > 868.8
6.450e+005

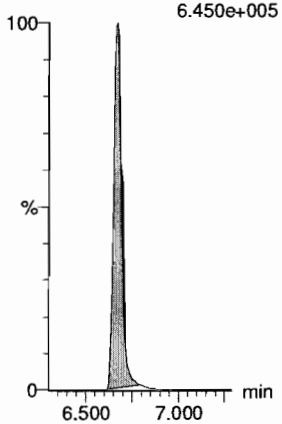

N-MeFOSE
F56:MRM of 1 channel,ES-
616.1 > 58.9
1.168e+005

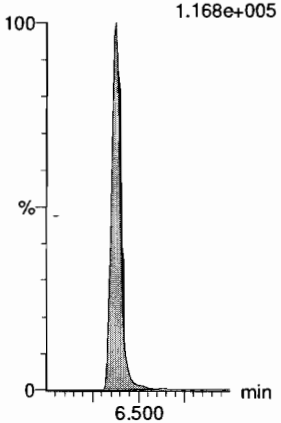

N-EtFOSE
F58:MRM of 1 channel,ES-
630.1 > 58.9
1.577e+005

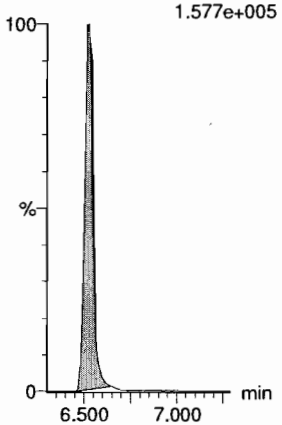

13C2-PFTeDA
F62:MRM of 2 channels,ES-
714.8 > 669.6
4.897e+005

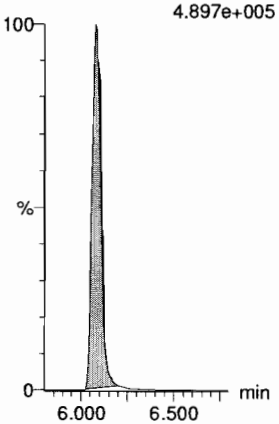

d5-N-ETFOSA
F44:MRM of 1 channel,ES-
531.1 > 168.9
6.184e+005

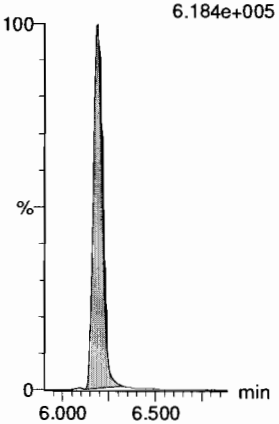

13C2-PFHxDA
F64:MRM of 1 channel,ES-
815 > 769.7
3.023e+005

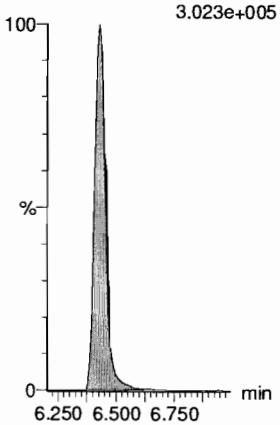

13C2-PFHxDA
F64:MRM of 1 channel,ES-
815 > 769.7
3.023e+005

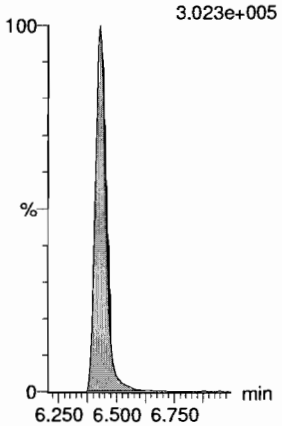

d7-N-MeFOSE
F57:MRM of 1 channel,ES-
623.1 > 58.9
3.794e+005

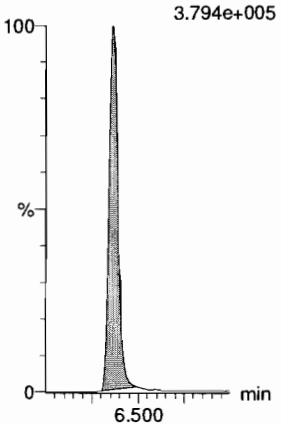

d9-N-EtFOSE
F59:MRM of 1 channel,ES-
639.2 > 58.8
4.290e+005

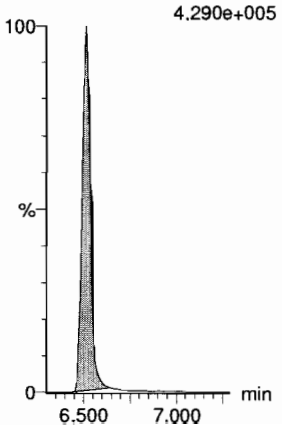

Dataset: F:\Projects\PFAS.PRO\Results\180919M1\180919M1-94.qld

Last Altered: Thursday, September 20, 2018 08:53:29 Pacific Daylight Time
Printed: Thursday, September 20, 2018 09:15:51 Pacific Daylight Time

Name: 180919M1_94, Date: 20-Sep-2018, Time: 08:31:26, ID: ST180919M1-16 PFC CS3 18I1706, Description: PFC CS3 18I1706

13C4-PFBA

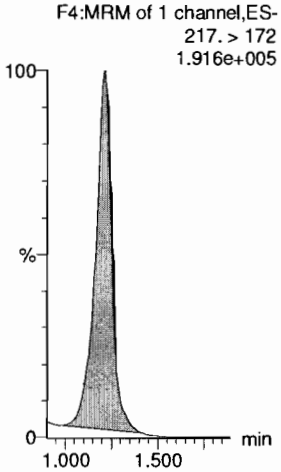

13C5-PFHxA

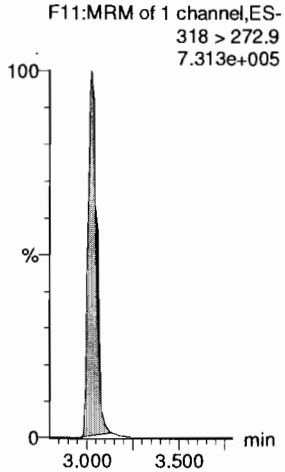

13C3-PFHxS

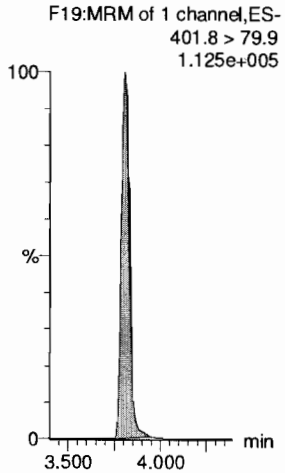

13C8-PFOA

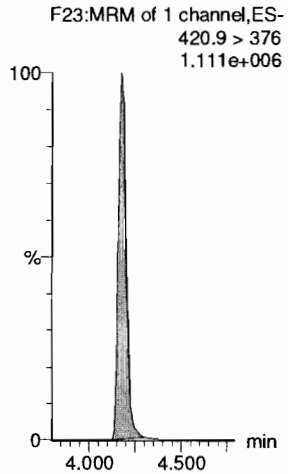

13C9-PFNA

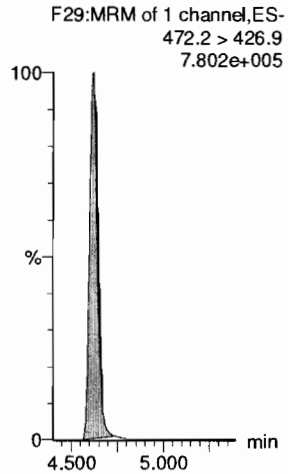

13C4-PFOS

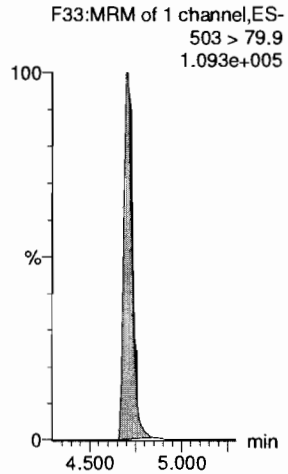

13C6-PFDA

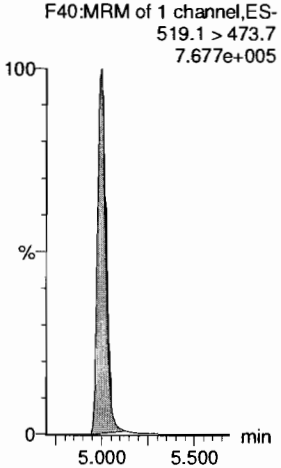

13C7-PFUdA

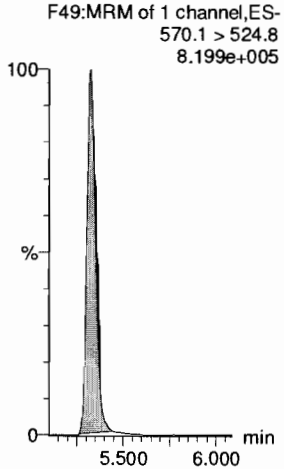

Vista Analytical Laboratory

Dataset: F:\Projects\PFAS.PRO\Results\180919M1\180919M1-104.qld

Last Altered: Thursday, September 20, 2018 10:46:18 Pacific Daylight Time
Printed: Thursday, September 20, 2018 10:46:42 Pacific Daylight Time

AD 9/20/18
JM 9/20/18

Name: 180919M1_104, Date: 20-Sep-2018, Time: 10:17:22, ID: ST180919M1-17 PFC CS3 18I1706, Description: PFC CS3 18I1706

	#	Name	Trace	Area	IS Area	wt/vol	RT	Response	Conc.	%Rec	Recovery ...	Ion Ratio	Ratio Out?
1	1	PFBA	213.0 > 168.8	13628.290	14991.824	1.00	1.21	11.363	9.9	99.3	NO		
2	2	PFPeA	263.1 > 218.9	17442.406	22078.154	1.00	2.22	9.875	10.1	101.1	NO		
3	3	PFBS	299.0 > 79.7	4239.452	2925.241	1.00	2.52	18.116	9.5	94.7	NO	2.644	NO
4	4	4:2 FTS	327.2>307.2	4646.893	5427.579	1.00	2.94	10.702	10.5	105.0	NO	1.799	NO
5	5	PFHxA	313 > 269	28137.172	14473.866	1.00	3.03	9.720	9.8	98.4	NO	14.796	NO
6	6	PFPeS	349.1>80.1	3394.958	2925.241	1.00	3.24	14.507	9.4	94.3	NO	1.488	NO
7	36	13C3-PFBA	216.1 > 171.8	14991.824	19813.986	1.00	1.22	9.458	12.6	100.7	NO		
8	37	13C3-PFPeA	266. > 221.8	22078.154	38324.043	1.00	2.22	7.201	12.8	102.3	NO		
9	38	13C3-PFBS	302. > 98.8	2925.241	5323.071	1.00	2.52	6.869	13.7	109.3	NO		
10	39	13C2-4:2 FTS	329.2>308.9	5427.579	5323.071	1.00	2.94	12.745	11.7	93.4	NO		
11	40	13C2-PFHxA	315 > 270	14473.866	38324.043	1.00	3.03	4.721	5.0	100.1	NO		
12	38	13C3-PFBS	302. > 98.8	2925.241	5323.071	1.00	2.52	6.869	13.7	109.3	NO		
13	-1												
14	10	6:2 FTS	427.1 > 407	5914.227	6151.553	1.00	4.12	12.018	9.9	98.7	NO	2.912	NO
15	7	PFHpA	363.0 > 318.9	21164.514	22325.301	1.00	3.65	11.850	9.8	97.7	NO	15.057	NO
16	8	L-PFHxS	398.9 > 79.6	3503.740	2289.620	1.00	3.81	19.128	9.9	99.2	NO	1.716	NO
17	11	L-PFOA	412.8 > 368.9	41943.691	37065.957	1.00	4.18	14.145	9.8	98.3	NO	3.560	NO
18	13	PFHpS	449 > 80.0	4153.468	5916.958	1.00	4.30	8.775	10.0	99.9	NO	1.824	NO
19	14	PFNA	463.0 > 418.8	33984.262	36412.500	1.00	4.62	11.666	10.2	101.7	NO	4.747	NO
20	43	13C2-6:2 FTS	429.1 > 408.9	6151.553	5597.431	1.00	4.12	13.737	11.8	94.6	NO		
21	41	13C4-PFHpA	367.2 > 321.8	22325.301	38324.043	1.00	3.65	7.282	12.9	103.2	NO		
22	42	18O2-PFHxS	403.0 > 102.6	2289.620	5323.071	1.00	3.81	5.377	13.5	107.6	NO		
23	44	13C2-PFOA	414.9 > 369.7	37065.957	50814.688	1.00	4.18	9.118	13.0	104.0	NO		
24	47	13C8-PFOS	507.0 > 79.9	5916.958	5597.431	1.00	4.71	13.214	12.6	100.9	NO		
25	45	13C5-PFNA	468.2 > 422.9	36412.500	39144.414	1.00	4.62	11.628	12.0	96.3	NO		
26	-1												
27	15	PFOSA	497.9 > 77.9	5909.473	6608.575	1.00	4.68	11.178	10.3	103.0	NO	34.141	YES
28	16	L-PFOS	498.9 > 79.9	4642.760	5916.958	1.00	4.71	9.808	9.8	98.3	NO	1.812	NO
29	18	PFDA	513 > 468.8	36489.449	34485.262	1.00	5.00	13.226	10.4	104.0	NO	5.813	NO
30	19	8:2 FTS	527 > 506.9	5586.100	4507.196	1.00	4.96	15.492	10.4	103.6	NO	2.502	NO
31	20	PFNS	549.1 > 80.1	3506.117	5916.958	1.00	5.06	7.407	10.2	101.9	NO	1.466	NO
32	21	L-MeFOSAA	570 > 419	12065.816	10611.835	1.00	5.16	14.213	10.1	100.7	NO	2.466	NO
33	46	13C8-PFOSA	506.1 > 77.7	6608.575	46577.570	1.00	4.68	1.774	10.7	85.2	NO		
34	47	13C8-PFOS	507.0 > 79.9	5916.958	5597.431	1.00	4.71	13.214	12.6	100.9	NO		
35	48	13C2-PFDA	515.1 > 469.9	34485.262	38632.465	1.00	5.00	11.158	12.1	97.0	NO		
36	49	13C2-8:2 FTS	529.1 > 508.7	4507.196	5597.431	1.00	4.97	10.065	11.1	88.9	NO		

Dataset: F:\Projects\PFAS.PRO\Results\180919M1\180919M1-104.qld

Last Altered: Thursday, September 20, 2018 10:46:18 Pacific Daylight Time
Printed: Thursday, September 20, 2018 10:46:42 Pacific Daylight Time

Name: 180919M1_104, Date: 20-Sep-2018, Time: 10:17:22, ID: ST180919M1-17 PFC CS3 18I1706, Description: PFC CS3 18I1706

	#	Name	Trace	Area	IS Area	wt/vol	RT	Response	Conc.	%Rec	Recovery ...	Ion Ratio	Ratio Out?
37	47	13C8-PFOS	507.0 > 79.9	5916.958	5597.431	1.00	4.71	13.214	12.6	100.9	NO		
38	50	d3-N-MeFOSAA	573.3 > 419	10611.835	46577.570	1.00	5.15	2.848	12.4	99.0	NO		
39	-1												
40	23	L-EtFOSAA	584.1 > 419	10289.687	12344.352	1.00	5.32	10.419	9.9	99.4	NO	1.386	NO
41	27	PFDoA	612.9 > 569.0	40244.406	40238.961	1.00	5.61	12.502	10.0	100.2	NO	8.785	NO
42	26	PFDS	598.8 > 79.9	4783.367	5916.958	1.00	5.38	10.105	9.9	99.3	NO	1.663	NO
43	25	PFUdA	563.0 > 518.9	35694.203	44704.000	1.00	5.33	9.981	10.2	102.2	NO	11.506	NO
44	28	N-MeFOSA	512.1 > 168.9	9275.896	27337.520	1.00	5.74	50.897	51.2	102.3	NO	1.478	NO
45	29	PFTrDA	662.9 > 618.9	42526.059	40238.961	1.00	5.86	13.210	10.1	100.8	NO	30.358	NO
46	52	d5-N-EtFOSAA	589.3 > 419	12344.352	46577.570	1.00	5.31	3.313	12.9	103.5	NO		
47	53	13C2-PFDoA	615.0 > 569.7	40238.961	38632.465	1.00	5.61	13.020	11.8	94.5	NO		
48	47	13C8-PFOS	507.0 > 79.9	5916.958	5597.431	1.00	4.71	13.214	12.6	100.9	NO		
49	51	13C2-PFUdA	565 > 519.8	44704.000	46577.570	1.00	5.33	11.997	12.3	98.4	NO		
50	54	d3-N-MeFOSA	515.2 > 168.9	27337.520	46577.570	1.00	5.76	7.337	139.5	93.0	NO		
51	53	13C2-PFDoA	615.0 > 569.7	40238.961	38632.465	1.00	5.61	13.020	11.8	94.5	NO		
52	-1												
53	30	PFTeDA	712.8 > 669.0	37667.383	27580.613	1.00	6.08	17.071	9.8	97.7	NO	13.861	NO
54	31	N-EtFOSA	526.1 > 168.9	9763.831	32708.080	1.00	6.17	44.777	51.4	102.8	NO	1.567	NO
55	32	PFHxDA	813.1 > 768.6	22056.805	17086.160	1.00	6.43	6.455	10.1	101.3	NO	35.607	NO
56	33	PFODA	913.1 > 868.8	30990.775	17086.160	1.00	6.67	9.069	10.0	99.8	NO		
57	34	N-MeFOSE	616.1 > 58.9	6698.627	20943.799	1.00	6.38	47.976	51.5	103.0	NO		
58	35	N-EtFOSE	630.1 > 58.9	7999.626	22039.035	1.00	6.53	54.446	48.9	97.9	NO		
59	55	13C2-PFTeDA	714.8 > 669.6	27580.613	46577.570	1.00	6.08	7.402	11.6	93.1	NO		
60	56	d5-N-ETFOSA	531.1 > 168.9	32708.080	46577.570	1.00	6.19	8.778	142.2	94.8	NO		
61	57	13C2-PFHxDA	815 > 769.7	17086.160	46577.570	1.00	6.43	4.585	4.9	98.3	NO		
62	57	13C2-PFHxDA	815 > 769.7	17086.160	46577.570	1.00	6.43	4.585	4.9	98.3	NO		
63	58	d7-N-MeFOSE	623.1 > 58.9	20943.799	46577.570	1.00	6.37	5.621	125.3	83.5	NO		
64	59	d9-N-EtFOSE	639.2 > 58.8	22039.035	46577.570	1.00	6.51	5.915	132.8	88.5	NO		
65	-1												
66	60	13C4-PFBA	217. > 172	19813.986	19813.986	1.00	1.22	12.500	12.5	100.0	NO		
67	61	13C5-PFHxA	318 > 272.9	38324.043	38324.043	1.00	3.03	12.500	12.5	100.0	NO		
68	62	13C3-PFHxS	401.8 > 79.9	5323.071	5323.071	1.00	3.81	12.500	12.5	100.0	NO		
69	63	13C8-PFOA	420.9 > 376	50814.688	50814.688	1.00	4.18	12.500	12.5	100.0	NO		
70	64	13C9-PFNA	472.2 > 426.9	39144.414	39144.414	1.00	4.62	12.500	12.5	100.0	NO		
71	65	13C4-PFOS	503 > 79.9	5597.431	5597.431	1.00	4.71	12.500	12.5	100.0	NO		
72	66	13C6-PFDA	519.1 > 473.7	38632.465	38632.465	1.00	5.00	12.500	12.5	100.0	NO		

Dataset: F:\Projects\PFAS.PRO\Results\180919M1\180919M1-104.qld

Last Altered: Thursday, September 20, 2018 10:46:18 Pacific Daylight Time
Printed: Thursday, September 20, 2018 10:46:42 Pacific Daylight Time

Name: 180919M1_104, Date: 20-Sep-2018, Time: 10:17:22, ID: ST180919M1-17 PFC CS3 18I1706, Description: PFC CS3 18I1706

	#	Name	Trace	Area	IS Area	wt/vol	RT	Response	Conc.	%Rec	Recovery ...	Ion Ratio	Ratio Out?
73	67	13C7-PFUdA	570.1 > 524.8	46577.570	46577.570	1.00	5.33	12.500	12.5	100.0	NO		

Quantify Compound Summary Report **MassLynx MassLynx V4.1 SCN945 SCN960**
Vista Analytical Laboratory

Dataset: Untitled

Last Altered: Thursday, September 20, 2018 11:02:43 Pacific Daylight Time
Printed: Thursday, September 20, 2018 11:03:08 Pacific Daylight Time

Method: F:\Projects\PFAS.PRO\MethDB\PFAS_FULL_80C_091918.mdb 20 Sep 2018 08:42:56
Calibration: F:\Projects\PFAS.PRO\CurveDB\C18_VAL-PFAS_Q4_09-18-18.cdb 19 Sep 2018 09:23:23

Compound name: PFBA

	#	Name	ID	Acq.Date	Acq.Time
1	1	180919M1_1	IPA	19-Sep-18	16:01:22
2	2	180919M1_2	ST180919M1-1 PFC CS-2 18I1701	19-Sep-18	16:11:57
3	3	180919M1_3	ST180919M1-2 PFC CS-1 18I1702	19-Sep-18	16:22:36
4	4	180919M1_4	ST180919M1-3 PFC CS0 18I1703 A	19-Sep-18	16:33:09
5	5	180919M1_5	ST180919M1-4 PFC CS1 18I1704	19-Sep-18	16:43:47
6	6	180919M1_6	ST180919M1-5 PFC CS2 18I1705	19-Sep-18	16:54:21
7	7	180919M1_7	ST180919M1-6 PFC CS3 18I1706	19-Sep-18	17:04:59
8	8	180919M1_8	ST180919M1-7 PFC CS4 18I1707	19-Sep-18	17:15:32
9	9	180919M1_9	ST180919M1-8 PFC CS5 18I1708	19-Sep-18	17:26:10
10	10	180919M1_10	ST180919M1-9 PFC CS6 18I1709	19-Sep-18	17:36:43
11	11	180919M1_11	ST180919M1-10 PFC CS7 18I1710	19-Sep-18	17:47:21
12	12	180919M1_12	IPA	19-Sep-18	17:57:53
13	13	180919M1_13	ICV180919M1-1 PFC ICV 18I1711	19-Sep-18	18:08:32
14	14	180919M1_14	B8I0028-BLK1 Method Blank 0.25	19-Sep-18	18:23:34
15	15	180919M1_15	B8I0028-BS1 OPR 0.25	19-Sep-18	18:34:10
16	16	180919M1_16	1802798-01 Sample Tap 0.11338	19-Sep-18	18:44:42
17	17	180919M1_17	1802848-01 DPH-MW22 0.11784	19-Sep-18	18:55:21
18	18	180919M1_18	1802848-02 DPH-B7 0.11861	19-Sep-18	19:05:59
19	19	180919M1_19	1802848-03 DPH-B5 0.11509	19-Sep-18	19:16:33
20	20	180919M1_20	1802848-04 DPH-MW1-17 0.11045	19-Sep-18	19:27:11
21	21	180919M1_21	1802848-05 DPH-18 0.11197	19-Sep-18	19:37:50
22	22	180919M1_22	1802848-06 DPH-19 0.12061	19-Sep-18	19:48:23
23	23	180919M1_23	1802848-07 DPH-INTAKE 0.1117	19-Sep-18	19:59:01
24	24	180919M1_24	1802849-01 DPH-IRELAND 0.11584	19-Sep-18	20:09:34
25	25	180919M1_25	1802849-02 DPH #1 0.11751	19-Sep-18	20:20:13
26	26	180919M1_26	IPA	19-Sep-18	20:30:46
27	27	180919M1_27	ST180919M1-11 PFC CS3 18I1706	19-Sep-18	20:41:25
28	28	180919M1_28	1802849-03 DPH-EX4 0.11515	19-Sep-18	20:52:03
29	29	180919M1_29	1802850-01 DPH-MW6 0.11597	19-Sep-18	21:02:37
30	30	180919M1_30	1802861-01 PW1808291255GC 0.23353	19-Sep-18	21:13:15
31	31	180919M1_31	1802861-02 PW1808291430GC 0.22014	19-Sep-18	21:23:47
32	32	180919M1_32	1802861-03 PW1808291515GC 0.21441	19-Sep-18	21:34:25

A CRV not used.

Dataset: Untitled

Last Altered: Thursday, September 20, 2018 11:02:43 Pacific Daylight Time
Printed: Thursday, September 20, 2018 11:03:08 Pacific Daylight Time

Compound name: PFBA

	#	Name	ID	Acq.Date	Acq.Time
33	33	180919M1_33	1802861-04 PW1808291545GC 0.23492	19-Sep-18	21:44:58
34	34	180919M1_34	B8I0048-BLK1 Method Blank 0.25	19-Sep-18	21:55:37
35	35	180919M1_35	B8I0048-BS1 OPR 0.25	19-Sep-18	22:06:10
36	36	180919M1_36	1802853-01 SW1808301025JTM 0.226...	19-Sep-18	22:16:48
37	37	180919M1_37	1802853-02 SW1808301100JTM 0.23358	19-Sep-18	22:27:21
38	38	180919M1_38	B8I0044-BLK1 Method Blank 0.125	19-Sep-18	22:37:59
39	39	180919M1_39	B8I0044-BS1 OPR 0.125	19-Sep-18	22:48:33
40	40	180919M1_40	B8I0044-BSD1 LCSD 0.125	19-Sep-18	22:59:12
41	41	180919M1_41	1802890-01 REEPDW1307 0.12155	19-Sep-18	23:09:44
42	42	180919M1_42	1802890-02 REEPDW1308 0.11897	19-Sep-18	23:20:22
43	43	180919M1_43	IPA	19-Sep-18	23:31:01
44	44	180919M1_44	ST180919M1-12 PFC CS3 18I1706	19-Sep-18	23:41:34
45	45	180919M1_45	1802890-03 REEPDW1309 0.1195	19-Sep-18	23:52:13
46	46	180919M1_46	1802890-04 REEPDW1310 0.11916	20-Sep-18	00:02:45
47	47	180919M1_47	1802890-05 REEPDW580 0.11963	20-Sep-18	00:13:24
48	48	180919M1_48	1802890-06 REEPDW1311 0.11985	20-Sep-18	00:23:57
49	49	180919M1_49	1802890-07 REEPDW1312 0.11807	20-Sep-18	00:34:36
50	50	180919M1_50	1802890-08 REEPDW1313 0.11935	20-Sep-18	00:45:09
51	51	180919M1_51	1802891-01 REEPDW1307FRB 0.12214	20-Sep-18	00:55:47
52	52	180919M1_52	1802891-02 REEPDW1308FRB 0.12031	20-Sep-18	01:06:20
53	53	180919M1_53	1802891-03 REEPDW1309FRB 0.12039	20-Sep-18	01:16:58
54	54	180919M1_54	1802891-04 REEPDW1310FRB 0.11985	20-Sep-18	01:27:31
55	55	180919M1_55	1802891-05 REEPDW1311FRB 0.12177	20-Sep-18	01:38:09
56	56	180919M1_56	1802891-06 REEPDW1312FRB 0.12113	20-Sep-18	01:48:43
57	57	180919M1_57	1802891-07 REEPDW1313FRB 0.11958	20-Sep-18	01:59:21
58	58	180919M1_58	B8I0080-BLK1 Method Blank 0.25	20-Sep-18	02:09:54
59	59	180919M1_59	B8I0080-BS1 OPR 0.25	20-Sep-18	02:20:32
60	60	180919M1_60	B8I0080-BSD1 LCSD 0.25	20-Sep-18	02:31:05
61	61	180919M1_61	1802897-08 18Q3SS035-SOFB01 0.11...	20-Sep-18	02:41:43
62	62	180919M1_62	1802921-01 KISWR-RES02-FAUCET-1...	20-Sep-18	02:52:17
63	63	180919M1_63	1802921-02 KISWR-RES02-RESN1-18...	20-Sep-18	03:02:55
64	64	180919M1_64	1802921-03 KISWR-RES02-PT-180905...	20-Sep-18	03:13:29
65	65	180919M1_65	IPA	20-Sep-18	03:24:07
66	66	180919M1_66	ST180919M1-13 PFC CS3 18I1706	20-Sep-18	03:34:40
67	67	180919M1_67	ST180919M1-14 PFC CS0 18I1703	20-Sep-18	03:45:19
68	68	180919M1_68	1802921-04 KISWR-DUP01-180905 0....	20-Sep-18	03:55:51

Quantify Compound Summary Report **MassLynx MassLynx V4.1 SCN945 SCN960**
Vista Analytical Laboratory

Dataset: Untitled

Last Altered: Thursday, September 20, 2018 11:02:43 Pacific Daylight Time
Printed: Thursday, September 20, 2018 11:03:08 Pacific Daylight Time

Compound name: PFBA

	#	Name	ID	Acq.Date	Acq.Time
69	69	180919M1_69	1802921-05 KISWR-RES02-WH-18090...	20-Sep-18	04:06:30
70	70	180919M1_70	1802939-01 REEPDW1318 0.10777	20-Sep-18	04:17:03
71	71	180919M1_71	1802940-01 REEPDW1318FRB 0.12803	20-Sep-18	04:27:41
72	72	180919M1_72	B8I0054-BLK1 Method Blank 0.25	20-Sep-18	04:38:19
73	73	180919M1_73	B8I0054-BS1 OPR 0.25	20-Sep-18	04:48:53
74	74	180919M1_74	1802846-07 EQ-1 0.25688	20-Sep-18	04:59:31
75	75	180919M1_75	1802846-08 EQ-2 0.26065	20-Sep-18	05:10:05
76	76	180919M1_76	1802846-09 TW-2 0.25586	20-Sep-18	05:20:43
77	77	180919M1_77	B8I0033-BLK1 Method Blank 0.25	20-Sep-18	05:31:16
78	78	180919M1_78	B8I0033-BS1 OPR 0.25	20-Sep-18	05:41:54
79	79	180919M1_79	1802860-01 SW1808271345RF 0.25501	20-Sep-18	05:52:27
80	80	180919M1_80	1802860-02 PW1808271430RF 0.24714	20-Sep-18	06:03:05
81	81	180919M1_81	IPA	20-Sep-18	06:13:38
82	82	180919M1_82	ST180919M1-15 PFC CS3 18I1706	20-Sep-18	06:24:17
83	83	180919M1_83	1802860-03 SW1808271500RF 0.23589	20-Sep-18	06:34:50
84	84	180919M1_84	1802860-04 PW1808271520RF 0.25475	20-Sep-18	06:45:28
85	85	180919M1_85	1802860-05 SW1808271545RF 0.23588	20-Sep-18	06:56:07
86	86	180919M1_86	1802860-06 SW1808280930SK 0.25969	20-Sep-18	07:06:40
87	87	180919M1_87	1802860-07 PW1808281015SK 0.24148	20-Sep-18	07:17:18
88	88	180919M1_88	1802860-08 PW1808281050SK 0.25865	20-Sep-18	07:27:51
89	89	180919M1_89	1802860-09 SW1808281105SK 0.24099	20-Sep-18	07:38:30
90	90	180919M1_90	1802860-10 PW1808281320SK 0.25827	20-Sep-18	07:49:03
91	91	180919M1_91	1802860-11 PW1808281345SK 0.25169	20-Sep-18	07:59:41
92	92	180919M1_92	1802860-12 SW1808281405SK 0.24825	20-Sep-18	08:10:15
93	93	180919M1_93	IPA	20-Sep-18	08:20:53
94	94	180919M1_94	ST180919M1-16 PFC CS3 18I1706	20-Sep-18	08:31:26
95	95	180919M1_95	1802860-13 PW1808281435SK 0.25556	20-Sep-18	08:42:05
96	96	180919M1_96	1802860-14 SW1808281500SK 0.24836	20-Sep-18	08:52:37
97	97	180919M1_97	1802860-15 PW1808281545SK 0.23949	20-Sep-18	09:03:15
98	98	180919M1_98	1802860-16 SW1808281610SK 0.2481	20-Sep-18	09:13:48
99	99	180919M1_99	1802860-17 PW1808281645SK 0.24178	20-Sep-18	09:24:27
100	1...	180919M1_100	1802860-18 SW1808291000GC 0.22098	20-Sep-18	09:34:59
101	1...	180919M1_101	1802860-19 SW1808291035GC 0.22897	20-Sep-18	09:45:37
102	1...	180919M1_102	1802860-20 SW1808291115GC 0.24921	20-Sep-18	09:56:10
103	1...	180919M1_103	IPA	20-Sep-18	10:06:48
104	1...	180919M1_104	ST180919M1-17 PFC CS3 18I1706	20-Sep-18	10:17:22

Vista Analytical Laboratory

Dataset: F:\Projects\PFAS.PRO\Results\180919M1\180919M1-104.qld

Last Altered: Thursday, September 20, 2018 10:46:18 Pacific Daylight Time
Printed: Thursday, September 20, 2018 10:46:42 Pacific Daylight Time

Method: F:\Projects\PFAS.PRO\MethDB\PFAS_FULL_80C_091918.mdb 20 Sep 2018 08:42:56
Calibration: F:\Projects\PFAS.PRO\CurveDB\C18_VAL-PFAS_Q4_09-18-18.cdb 19 Sep 2018 09:23:23

Name: 180919M1_104, Date: 20-Sep-2018, Time: 10:17:22, ID: ST180919M1-17 PFC CS3 18I1706, Description: PFC CS3 18I1706

PFBA
F2:MRM of 1 channel,ES-
213.0 > 168.8
1.352e+005

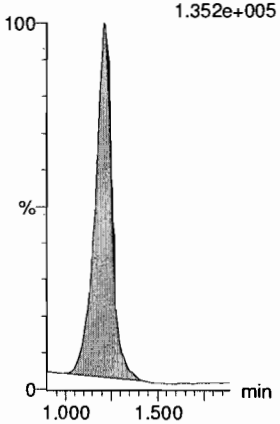

PFPeA
F5:MRM of 1 channel,ES-
263.1 > 218.9
3.440e+005

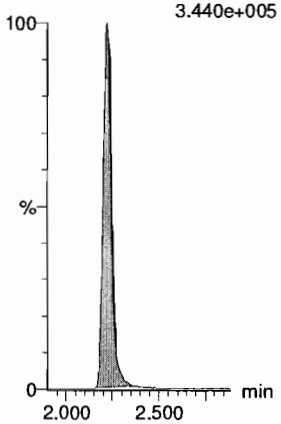

PFBS
F7:MRM of 2 channels,ES-
299.0 > 79.7
8.546e+004

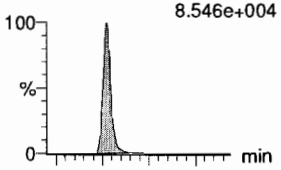

F7:MRM of 2 channels,ES-
299.0 > 99.0
3.298e+004

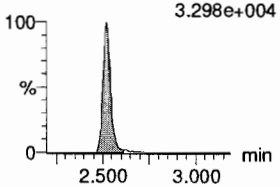

4:2 FTS
F12:MRM of 2 channels,ES-
327.2 > 307.2
9.895e+004

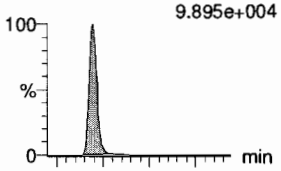

F12:MRM of 2 channels,ES-
327.2 > 81.1
5.467e+004

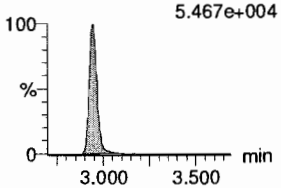

PFHxA
F9:MRM of 2 channels,ES-
313 > 269
5.571e+005

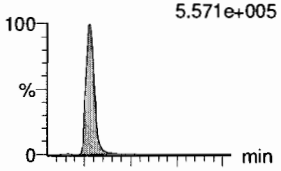

F9:MRM of 2 channels,ES-
313 > 118.9
3.777e+004

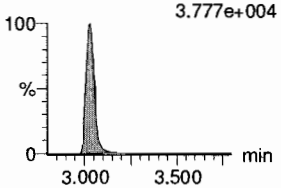

PFPeS
F15:MRM of 2 channels,ES-
349.1 > 80.1
7.408e+004

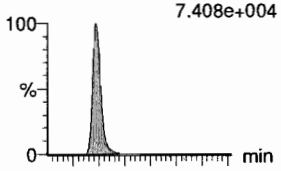

F15:MRM of 2 channels,ES-
349.1 > 99
4.901e+004

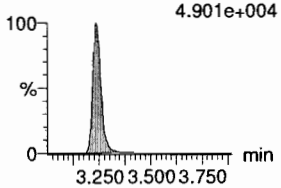

13C3-PFBA
F3:MRM of 1 channel,ES-
216.1 > 171.8
1.506e+005

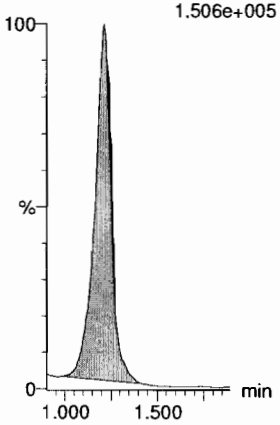

13C3-PFPeA
F6:MRM of 1 channel,ES-
266. > 221.8
4.250e+005

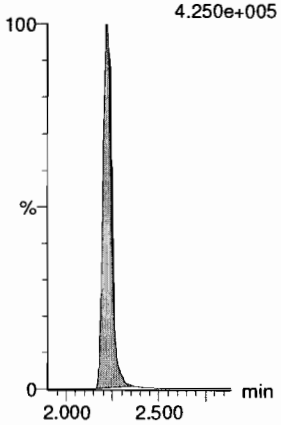

13C3-PFBS
F8:MRM of 1 channel,ES-
302. > 98.8
5.793e+004

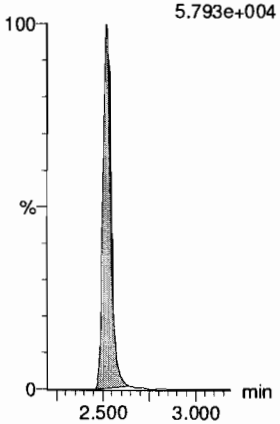

13C2-4:2 FTS
F13:MRM of 1 channel,ES-
329.2 > 308.9
1.134e+005

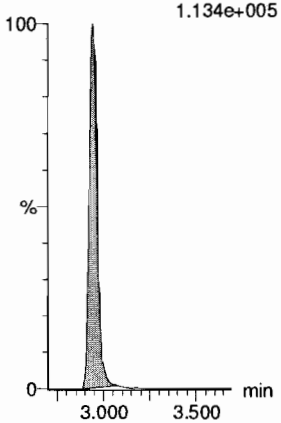

13C2-PFHxA
F10:MRM of 1 channel,ES-
315 > 270
2.822e+005

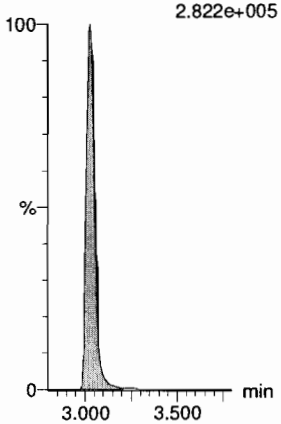

13C3-PFBS
F8:MRM of 1 channel,ES-
302. > 98.8
5.793e+004

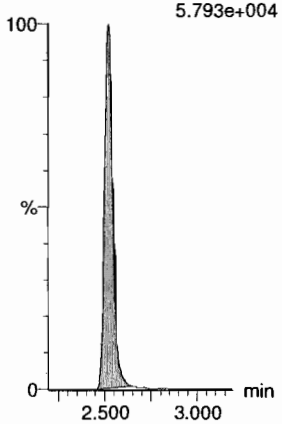

Vista Analytical Laboratory

Dataset: F:\Projects\PFAS.PRO\Results\180919M1\180919M1-104.qld

Last Altered: Thursday, September 20, 2018 10:46:18 Pacific Daylight Time
Printed: Thursday, September 20, 2018 10:46:42 Pacific Daylight Time

Name: 180919M1_104, Date: 20-Sep-2018, Time: 10:17:22, ID: ST180919M1-17 PFC CS3 18I1706, Description: PFC CS3 18I1706

6:2 FTS

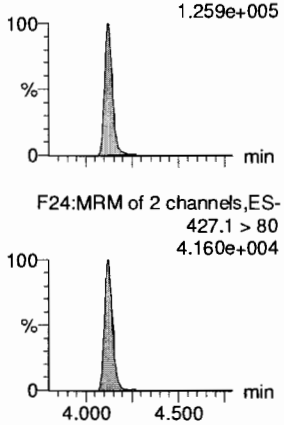

PFHpA

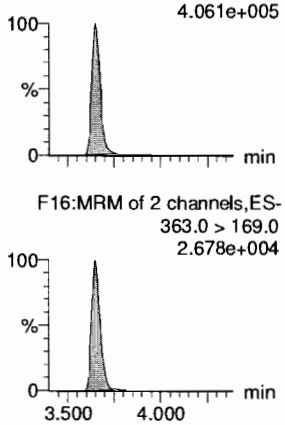

L-PFHxS

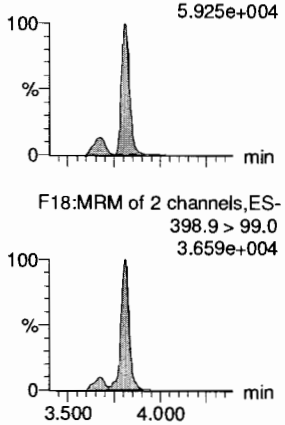

L-PFOA

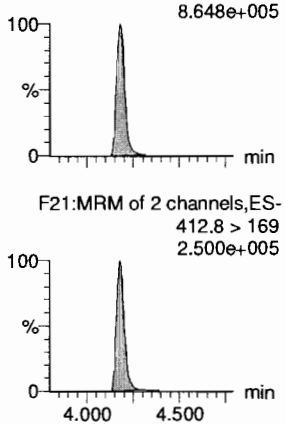

PFHpS

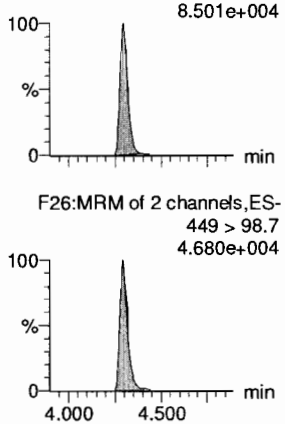

PFNA

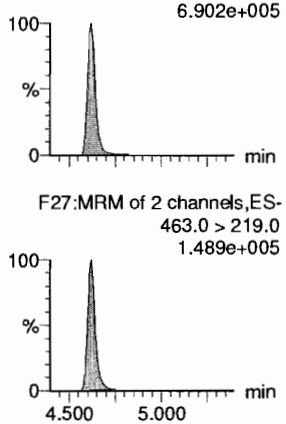

13C2-6:2 FTS

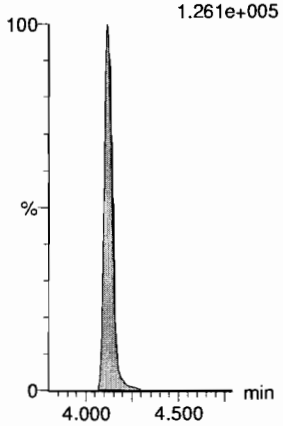

13C4-PFHpA

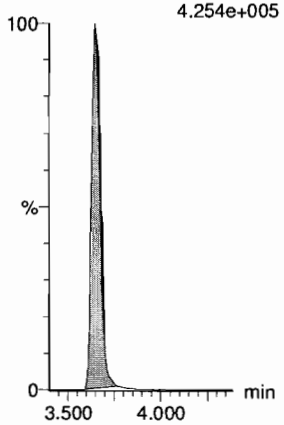

18O2-PFHxS

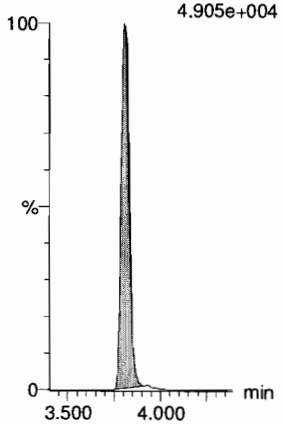

13C2-PFOA

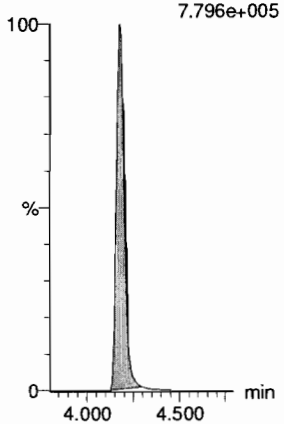

13C8-PFOS

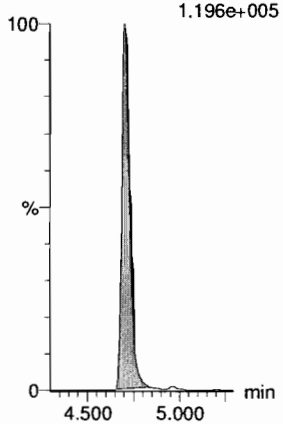

13C5-PFNA

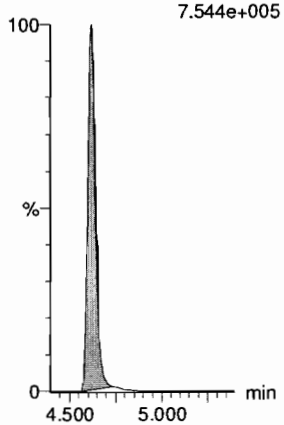

Dataset: F:\Projects\PFAS.PRO\Results\180919M1\180919M1-104.qld

Last Altered: Thursday, September 20, 2018 10:46:18 Pacific Daylight Time
Printed: Thursday, September 20, 2018 10:46:42 Pacific Daylight Time

Name: 180919M1_104, Date: 20-Sep-2018, Time: 10:17:22, ID: ST180919M1-17 PFC CS3 18I1706, Description: PFC CS3 18I1706

PFOSA
F30:MRM of 2 channels,ES-
497.9 > 77.9
1.197e+005

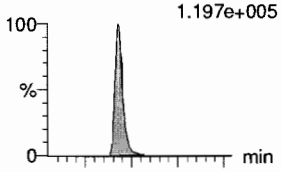

F30:MRM of 2 channels,ES-
497.9 > 169
3.442e+003

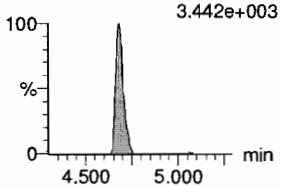

L-PFOS
F32:MRM of 2 channels,ES-
498.9 > 79.9
7.221e+004

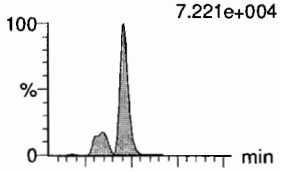

F32:MRM of 2 channels,ES-
498.9 > 99
4.384e+004

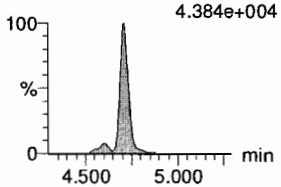

PFDA
F37:MRM of 2 channels,ES-
513 > 468.8
7.303e+005

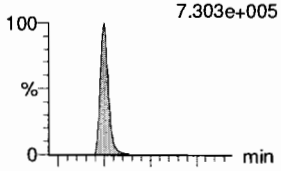

F37:MRM of 2 channels,ES-
513 > 219
1.232e+005

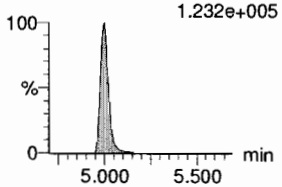

8:2 FTS
F42:MRM of 2 channels,ES-
527 > 506.9
8:2 FTS 1.143e+005
4.96
5.59e3
113956
bb
1892.61

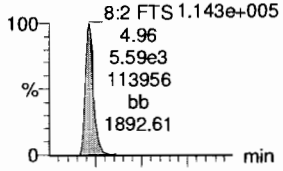

F42:MRM of 2 channels,ES-
527 > 80
8:2 FTS 4.446e+004
4.96
2.23e3
44444
bd
3292.91

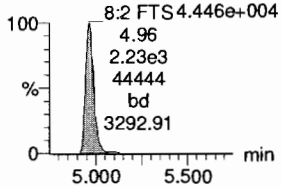

PFNS
F45:MRM of 2 channels,ES-
549.1 > 80.1
6.851e+004

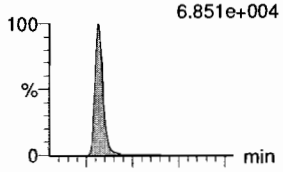

F45:MRM of 2 channels,ES-
549.1 > 99.1
4.691e+004

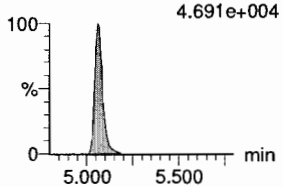

L-MeFOSAA
F48:MRM of 2 channels,ES-
570 > 419
1.917e+005

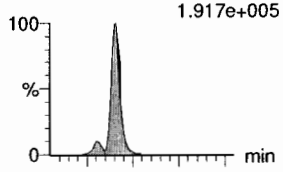

F48:MRM of 2 channels,ES-
570. > 512
7.436e+004

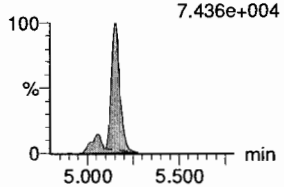

13C8-PFOSA
F34:MRM of 1 channel,ES-
506.1 > 77.7
1.325e+005

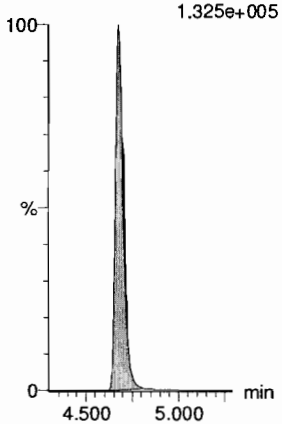

13C8-PFOS
F35:MRM of 1 channel,ES-
507.0 > 79.9
1.196e+005

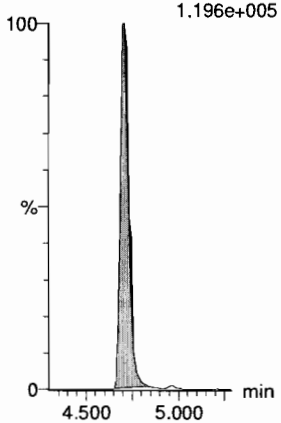

13C2-PFDA
F38:MRM of 1 channel,ES-
515.1 > 469.9
6.852e+005

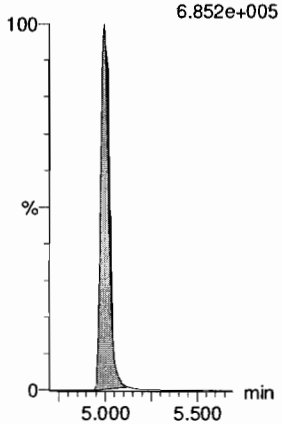

13C2-8:2 FTS
F43:MRM of 1 channel,ES-
529.1 > 508.7
8.972e+004

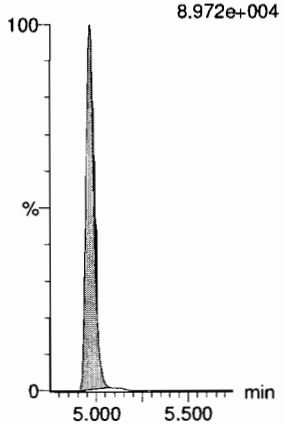

13C8-PFOS
F35:MRM of 1 channel,ES-
507.0 > 79.9
1.196e+005

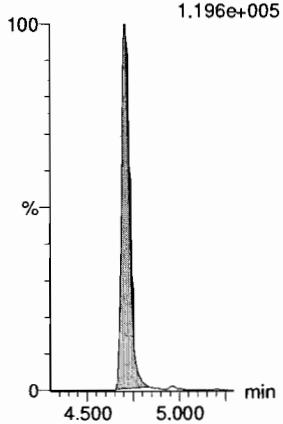

d3-N-MeFOSAA
F50:MRM of 1 channel,ES-
573.3 > 419
1.923e+005

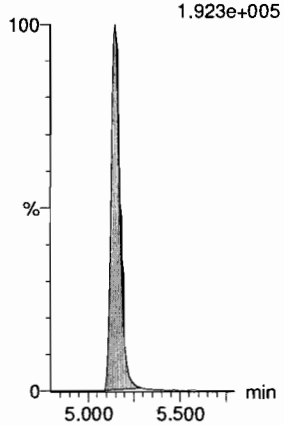

Dataset: F:\Projects\PFAS.PRO\Results\180919M1\180919M1-104.qld

Last Altered: Thursday, September 20, 2018 10:46:18 Pacific Daylight Time
Printed: Thursday, September 20, 2018 10:46:42 Pacific Daylight Time

Name: 180919M1_104, Date: 20-Sep-2018, Time: 10:17:22, ID: ST180919M1-17 PFC CS3 18I1706, Description: PFC CS3 18I1706

L-EtFOSAA

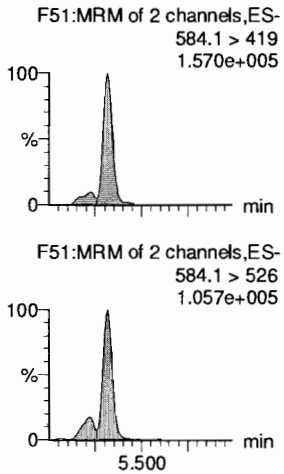

PFDoA

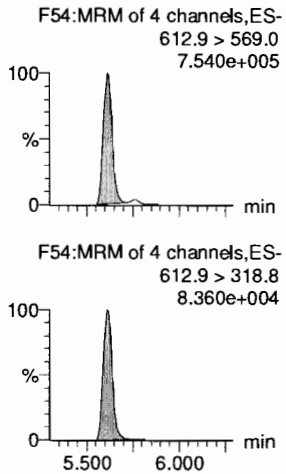

PFDS

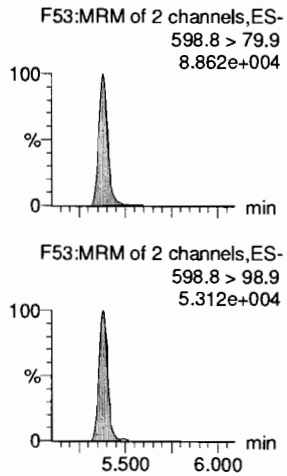

PFUdA

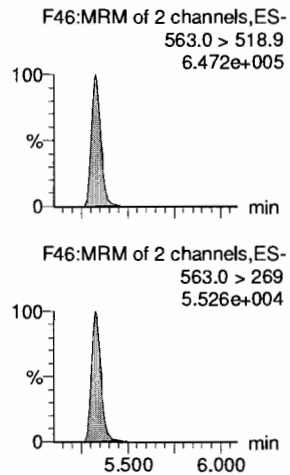

N-MeFOSA

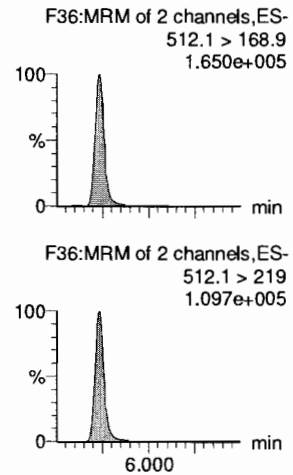

PFTrDA

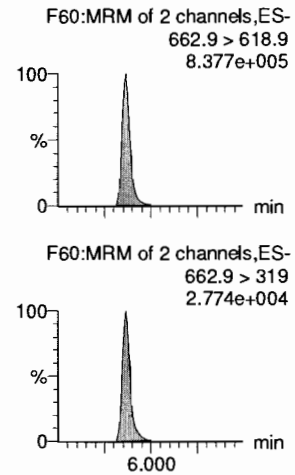

d5-N-EtFOSAA

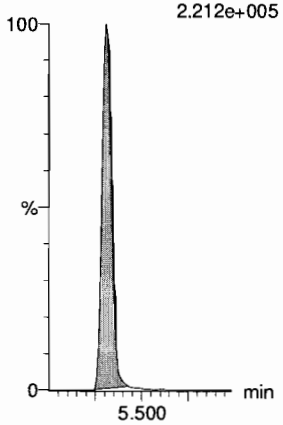

13C2-PFDoA

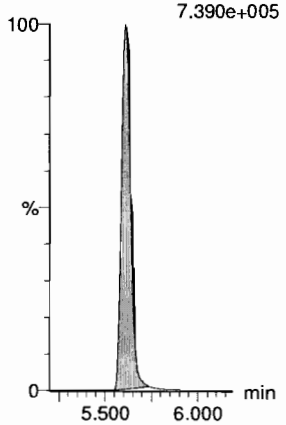

13C8-PFOS

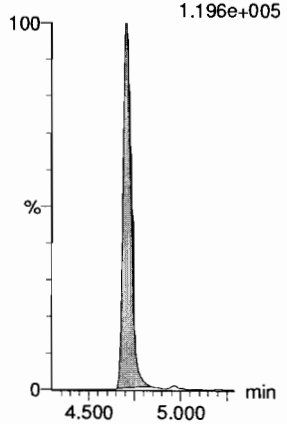

13C2-PFUdA

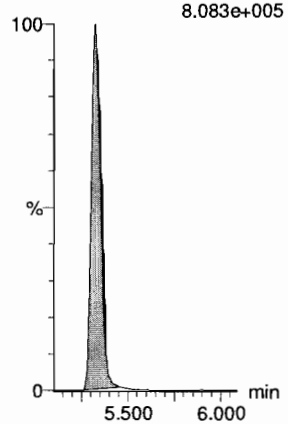

d3-N-MeFOSA

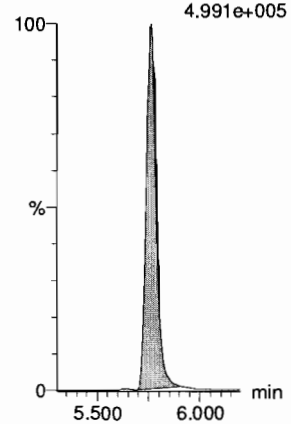

13C2-PFDoA

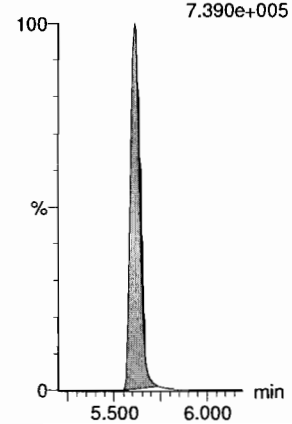

Dataset: F:\Projects\PFAS.PRO\Results\180919M1\180919M1-104.qld

Last Altered: Thursday, September 20, 2018 10:46:18 Pacific Daylight Time
Printed: Thursday, September 20, 2018 10:46:42 Pacific Daylight Time

Name: 180919M1_104, Date: 20-Sep-2018, Time: 10:17:22, ID: ST180919M1-17 PFC CS3 18I1706, Description: PFC CS3 18I1706

PFTeDA
F61:MRM of 2 channels,ES-
712.8 > 669.0
7.032e+005

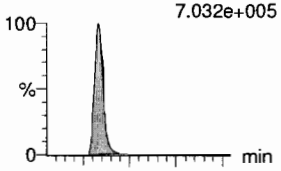

F61:MRM of 2 channels,ES-
712.8 > 368.9
4.948e+004

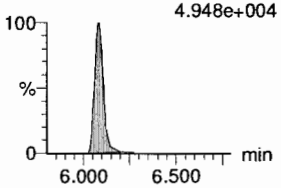

N-EtFOSA
F41:MRM of 2 channels,ES-
526.1 > 168.9
1.809e+005

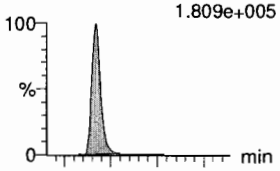

F41:MRM of 2 channels,ES-
526.1 > 219
1.160e+005

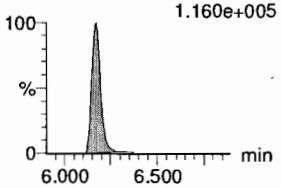

PFHxDA
F63:MRM of 2 channels,ES-
813.1 > 768.6
4.112e+005

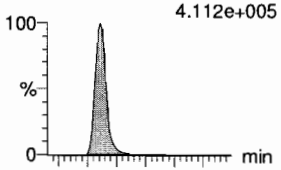

F63:MRM of 2 channels,ES-
813.1 > 219
1.163e+004

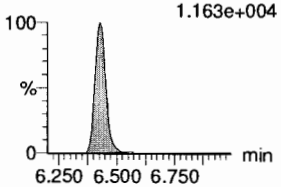

PFODA
F65:MRM of 1 channel,ES-
913.1 > 868.8
6.566e+005

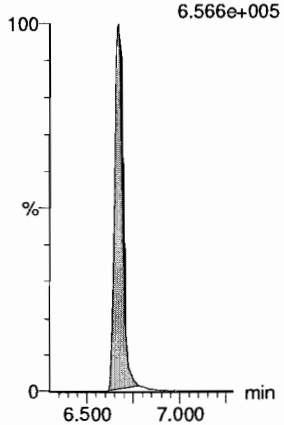

N-MeFOSE
F56:MRM of 1 channel,ES-
616.1 > 58.9
1.211e+005

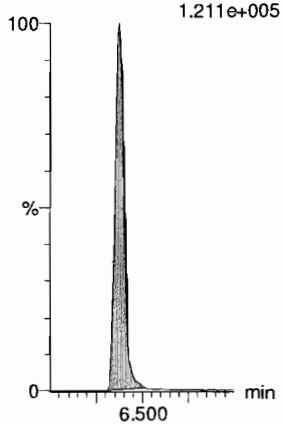

N-EtFOSE
F58:MRM of 1 channel,ES-
630.1 > 58.9
1.577e+005

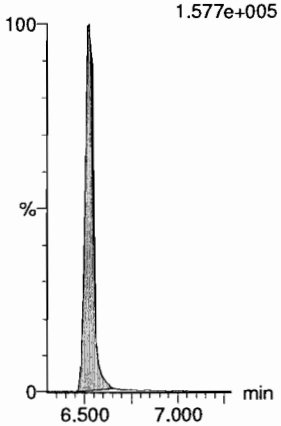

13C2-PFTeDA
F62:MRM of 2 channels,ES-
714.8 > 669.6
5.121e+005

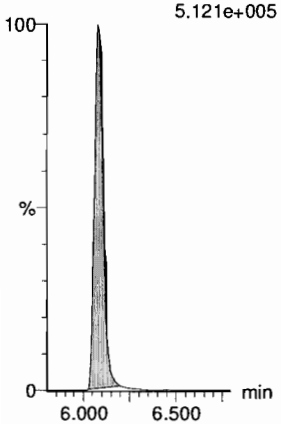

d5-N-ETFOSA
F44:MRM of 1 channel,ES-
531.1 > 168.9
6.070e+005

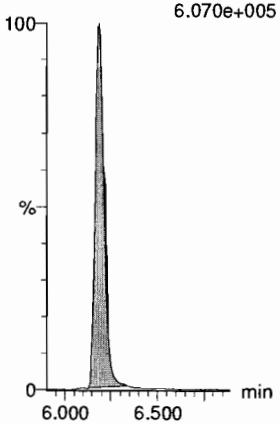

13C2-PFHxDA
F64:MRM of 1 channel,ES-
815 > 769.7
3.133e+005

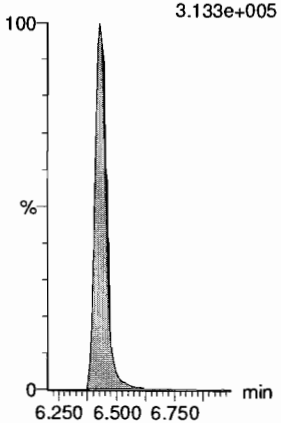

13C2-PFHxDA
F64:MRM of 1 channel,ES-
815 > 769.7
3.133e+005

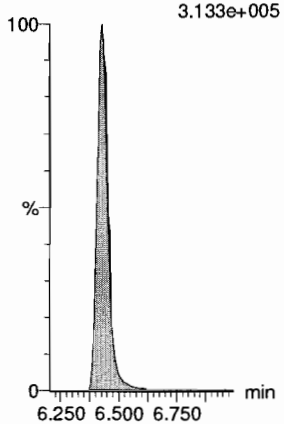

d7-N-MeFOSE
F57:MRM of 1 channel,ES-
623.1 > 58.9
3.786e+005

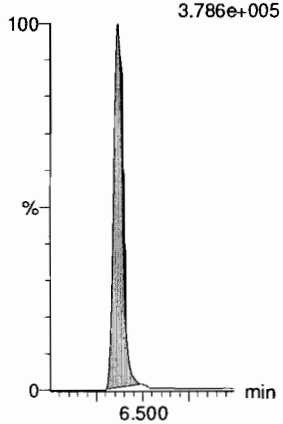

d9-N-EtFOSE
F59:MRM of 1 channel,ES-
639.2 > 58.8
4.332e+005

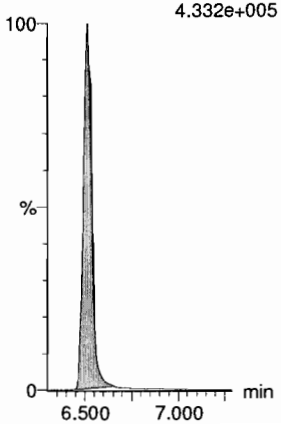

Dataset: F:\Projects\PFAS.PRO\Results\180919M1\180919M1-104.qld

Last Altered: Thursday, September 20, 2018 10:46:18 Pacific Daylight Time
Printed: Thursday, September 20, 2018 10:46:42 Pacific Daylight Time

Name: 180919M1_104, Date: 20-Sep-2018, Time: 10:17:22, ID: ST180919M1-17 PFC CS3 18I1706, Description: PFC CS3 18I1706

13C4-PFBA
F4:MRM of 1 channel,ES-
217. > 172
1.960e+005

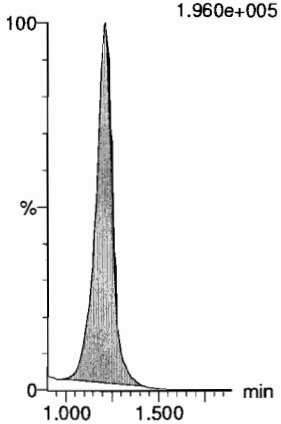

13C5-PFHxA
F11:MRM of 1 channel,ES-
318 > 272.9
7.599e+005

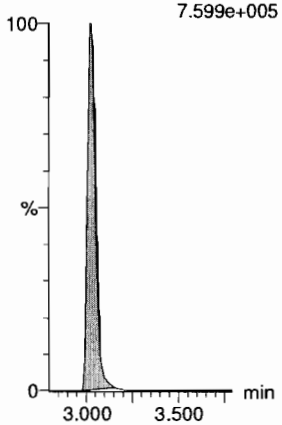

13C3-PFHxS
F19:MRM of 1 channel,ES-
401.8 > 79.9
1.093e+005

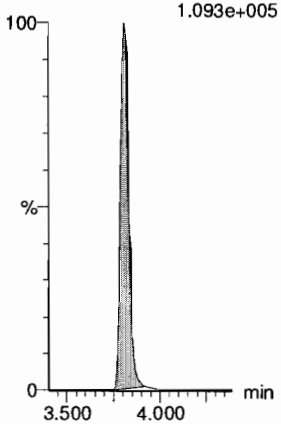

13C8-PFOA
F23:MRM of 1 channel,ES-
420.9 > 376
1.068e+006

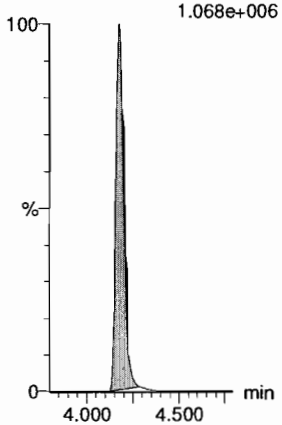

13C9-PFNA
F29:MRM of 1 channel,ES-
472.2 > 426.9
7.997e+005

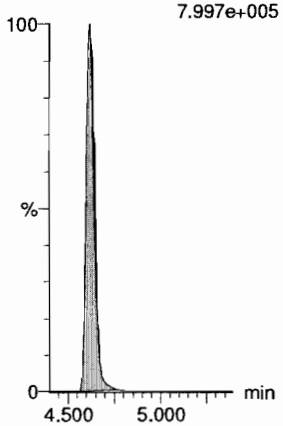

13C4-PFOS
F33:MRM of 1 channel,ES-
503 > 79.9
1.143e+005

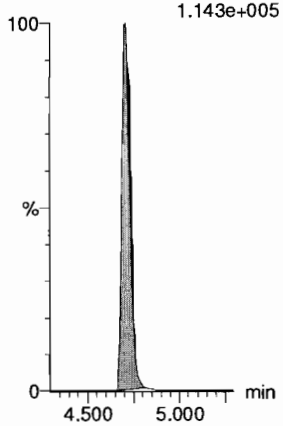

13C6-PFDA
F40:MRM of 1 channel,ES-
519.1 > 473.7
7.721e+005

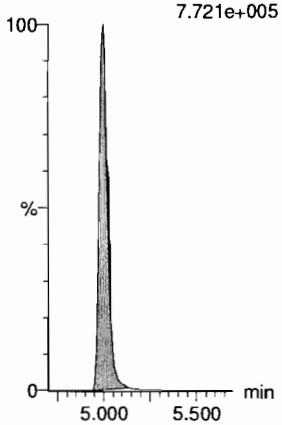

13C7-PFUdA
F49:MRM of 1 channel,ES-
570.1 > 524.8
8.487e+005

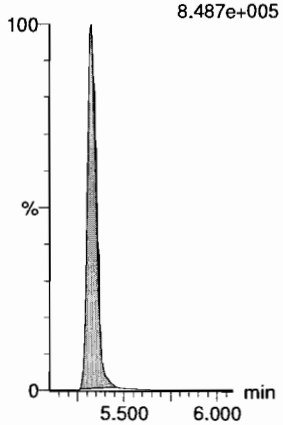

INITIAL CALIBRATION

Quantify Compound Summary Report **MassLynx MassLynx V4.1 SCN945 SCN960**
Vista Analytical Laboratory

Dataset: F:\Projects\PFAS.PRO\Results\180918M2\180918M2-CRV.qld

Last Altered: Wednesday, September 19, 2018 09:27:22 Pacific Daylight Time
Printed: Wednesday, September 19, 2018 09:48:25 Pacific Daylight Time

Low points: None dropped
High points: 4:2 FTS = 100
6:2 FTS =
8:2 FTS =

Method: F:\Projects\PFAS.PRO\MethDB\PFAS_FULL_80C_091818_B.mdb 19 Sep 2018 09:27:20
Calibration: F:\Projects\PFAS.PRO\CurveDB\C18_VAL-PFAS_Q4_09-18-18.cdb 19 Sep 2018 09:23:23

Compound name: PFBA
Correlation coefficient: r = 0.999934, r^2 = 0.999869
Calibration curve: 1.14234 * x + 0.0149821
Response type: Internal Std (Ref 36), Area * (IS Conc. / IS Area)
Curve type: Linear, Origin: Exclude, Weighting: 1/x, Axis trans: None

AD 9/19/18 Jam 9/19/18

	#	Name	Type	Std. Conc	RT	Area	IS Area	Response	Conc.	%Dev	Conc. Flag	CoD	CoD Flag	x=excluded
1	1	180918M2_2	Standard	0.250	1.18	190.086	8045.236	0.295	0.2	-1.8	NO	1.000	NO	bb
2	2	180918M2_3	Standard	0.500	1.18	399.071	7879.105	0.633	0.5	8.2	NO	1.000	NO	bb
3	3	180918M2_4	Standard	1.000	1.18	780.159	8190.516	1.191	1.0	2.9	NO	1.000	NO	MM
4	4	180918M2_5	Standard	2.000	1.16	1421.466	8009.276	2.218	1.9	-3.6	NO	1.000	NO	bb
5	5	180918M2_6	Standard	5.000	1.18	3465.281	7834.103	5.529	4.8	-3.5	NO	1.000	NO	bb
6	6	180918M2_7	Standard	10.000	1.17	7342.510	7907.520	11.607	10.1	1.5	NO	1.000	NO	bb
7	7	180918M2_8	Standard	50.000	1.18	36508.816	8166.446	55.882	48.9	-2.2	NO	1.000	NO	bb
8	8	180918M2_9	Standard	100.000	1.18	72133.492	8093.473	111.407	97.5	-2.5	NO	1.000	NO	bb
9	9	180918M2_10	Standard	250.000	1.18	178362.172	7777.989	286.646	250.9	0.4	NO	1.000	NO	MM
10	10	180918M2_11	Standard	500.000	1.18	354786.063	7722.573	574.268	502.7	0.5	NO	1.000	NO	MM

Compound name: PFPeA
Coefficient of Determination: R^2 = 0.999981
Calibration curve: -1.20866e-005 * x^2 + 0.977006 * x + 0.00203591
Response type: Internal Std (Ref 37), Area * (IS Conc. / IS Area)
Curve type: 2nd Order, Origin: Exclude, Weighting: 1/x, Axis trans: None

	#	Name	Type	Std. Conc	RT	Area	IS Area	Response	Conc.	%Dev	Conc. Flag	CoD	CoD Flag	x=excluded
1	1	180918M2_2	Standard	0.250	2.18	317.669	15382.819	0.258	0.3	4.9	NO	1.000	NO	bb
2	2	180918M2_3	Standard	0.500	2.18	595.479	15155.263	0.491	0.5	0.1	NO	1.000	NO	bb
3	3	180918M2_4	Standard	1.000	2.18	1208.231	15867.899	0.952	1.0	-2.8	NO	1.000	NO	bb
4	4	180918M2_5	Standard	2.000	2.18	2374.453	15402.657	1.927	2.0	-1.5	NO	1.000	NO	bb
5	5	180918M2_6	Standard	5.000	2.18	5779.968	15123.266	4.777	4.9	-2.2	NO	1.000	NO	bb
6	6	180918M2_7	Standard	10.000	2.18	11913.409	15068.036	9.883	10.1	1.1	NO	1.000	NO	bb
7	7	180918M2_8	Standard	50.000	2.18	59065.457	14971.602	49.315	50.5	1.0	NO	1.000	NO	bb
8	8	180918M2_9	Standard	100.000	2.18	115367.125	14891.166	96.842	99.2	-0.8	NO	1.000	NO	bb
9	9	180918M2_10	Standard	250.000	2.18	276983.281	14196.722	243.880	250.4	0.2	NO	1.000	NO	bb
10	10	180918M2_11	Standard	500.000	2.18	519455.438	13377.257	485.390	499.9	-0.0	NO	1.000	NO	bb

Dataset: F:\Projects\PFAS.PRO\Results\180918M2\180918M2-CRV.qld

Last Altered: Wednesday, September 19, 2018 09:27:22 Pacific Daylight Time
Printed: Wednesday, September 19, 2018 09:48:25 Pacific Daylight Time

Compound name: PFBS
Coefficient of Determination: R^2 = 0.999603
Calibration curve: -0.000177953 * x^2 + 1.93413 * x + -0.182531
Response type: Internal Std (Ref 38), Area * (IS Conc. / IS Area)
Curve type: 2nd Order, Origin: Exclude, Weighting: 1/x, Axis trans: None

	#	Name	Type	Std. Conc	RT	Area	IS Area	Response	Conc.	%Dev	Conc. Flag	CoD	CoD Flag	x=excluded
1	1	180918M2_2	Standard	0.250	2.48	60.363	1977.452	0.382	0.3	16.7	NO	1.000	NO	bb
2	2	180918M2_3	Standard	0.500	2.48	122.904	1911.616	0.804	0.5	2.0	NO	1.000	NO	bb
3	3	180918M2_4	Standard	1.000	2.47	260.264	2000.330	1.626	0.9	-6.5	NO	1.000	NO	bb
4	4	180918M2_5	Standard	2.000	2.47	581.281	2012.435	3.611	2.0	-1.9	NO	1.000	NO	bb
5	5	180918M2_6	Standard	5.000	2.48	1382.632	1937.271	8.921	4.7	-5.8	NO	1.000	NO	bb
6	6	180918M2_7	Standard	10.000	2.48	2830.302	1874.271	18.876	9.9	-1.4	NO	1.000	NO	bb
7	7	180918M2_8	Standard	50.000	2.48	14127.637	1903.774	92.761	48.3	-3.5	NO	1.000	NO	bb
8	8	180918M2_9	Standard	100.000	2.48	27922.715	1857.717	187.883	98.1	-1.9	NO	1.000	NO	bb
9	9	180918M2_10	Standard	250.000	2.48	67264.414	1730.967	485.743	257.3	2.9	NO	1.000	NO	bb
10	10	180918M2_11	Standard	500.000	2.48	117585.531	1603.387	916.696	496.8	-0.6	NO	1.000	NO	bb

Compound name: 4:2 FTS
Coefficient of Determination: R^2 = 0.999703
Calibration curve: -0.0028144 * x^2 + 1.04573 * x + 0.0326315
Response type: Internal Std (Ref 39), Area * (IS Conc. / IS Area)
Curve type: 2nd Order, Origin: Exclude, Weighting: 1/x, Axis trans: None

	#	Name	Type	Std. Conc	RT	Area	IS Area	Response	Conc.	%Dev	Conc. Flag	CoD	CoD Flag	x=excluded
1	1	180918M2_2	Standard	0.250	2.91	111.995	4056.877	0.345	0.3	19.6	NO	1.000	NO	bb
2	2	180918M2_3	Standard	0.500	2.91	164.139	4088.950	0.502	0.4	-10.2	NO	1.000	NO	bb
3	3	180918M2_4	Standard	1.000	2.90	331.449	4008.544	1.034	1.0	-4.0	NO	1.000	NO	MM
4	4	180918M2_5	Standard	2.000	2.90	675.429	4193.167	2.013	1.9	-4.8	NO	1.000	NO	MM
5	5	180918M2_6	Standard	5.000	2.91	1628.848	4043.826	5.035	4.8	-3.1	NO	1.000	NO	bb
6	6	180918M2_7	Standard	10.000	2.90	3462.438	4152.935	10.422	10.2	2.2	NO	1.000	NO	bb
7	7	180918M2_8	Standard	50.000	2.90	15787.571	4339.447	45.477	50.3	0.5	NO	1.000	NO	bb
8	8	180918M2_9	Standard	100.000	2.90	29563.123	4839.830	76.354	99.8	-0.2	NO	1.000	NO	bb
9	9	180918M2_10	Standard	250.000	2.90	66196.383	5911.609	139.971			NO	1.000	NO	bbXI
10	10	180918M2_11	Standard	500.000	2.90	111045.961	7776.555	178.495			NO	1.000	NO	MMXI

Dataset: F:\Projects\PFAS.PRO\Results\180918M2\180918M2-CRV.qld

Last Altered: Wednesday, September 19, 2018 09:27:22 Pacific Daylight Time
Printed: Wednesday, September 19, 2018 09:48:25 Pacific Daylight Time

Compound name: PFHxA
Coefficient of Determination: R^2 = 0.999261
Calibration curve: -0.00011512 * x^2 + 0.986785 * x + 0.0238707
Response type: Internal Std (Ref 40), Area * (IS Conc. / IS Area)
Curve type: 2nd Order, Origin: Include, Weighting: 1/x, Axis trans: None

	#	Name	Type	Std. Conc	RT	Area	IS Area	Response	Conc.	%Dev	Conc. Flag	CoD	CoD Flag	x=excluded
1	1	180918M2_2	Standard	0.250	2.99	621.337	10371.288	0.300	0.3	11.8	NO	0.999	NO	bb
2	2	180918M2_3	Standard	0.500	2.99	1095.288	10169.240	0.539	0.5	4.3	NO	0.999	NO	MM
3	3	180918M2_4	Standard	1.000	2.99	2153.656	10488.014	1.027	1.0	1.6	NO	0.999	NO	bb
4	4	180918M2_5	Standard	2.000	2.99	4037.840	10638.650	1.898	1.9	-5.0	NO	0.999	NO	MM
5	5	180918M2_6	Standard	5.000	2.99	9988.687	10174.012	4.909	5.0	-0.9	NO	0.999	NO	bb
6	6	180918M2_7	Standard	10.000	2.99	20446.152	10181.126	10.041	10.2	1.6	NO	0.999	NO	bb
7	7	180918M2_8	Standard	50.000	2.99	95670.344	9937.611	48.135	49.0	-1.9	NO	0.999	NO	bb
8	8	180918M2_9	Standard	100.000	2.99	187781.063	10110.416	92.865	95.1	-4.9	NO	0.999	NO	bb
9	9	180918M2_10	Standard	250.000	2.99	454868.813	9150.270	248.555	259.7	3.9	NO	0.999	NO	bb
10	10	180918M2_11	Standard	500.000	2.99	824238.188	8936.764	461.150	496.0	-0.8	NO	0.999	NO	bb

Compound name: PFPeS
Coefficient of Determination: R^2 = 0.999931
Calibration curve: -0.000171513 * x^2 + 1.54764 * x + -0.0688081
Response type: Internal Std (Ref 38), Area * (IS Conc. / IS Area)
Curve type: 2nd Order, Origin: Exclude, Weighting: 1/x, Axis trans: None

	#	Name	Type	Std. Conc	RT	Area	IS Area	Response	Conc.	%Dev	Conc. Flag	CoD	CoD Flag	x=excluded
1	1	180918M2_2	Standard	0.250	3.20	54.526	1977.452	0.345	0.3	6.9	NO	1.000	NO	bb
2	2	180918M2_3	Standard	0.500	3.20	119.329	1911.616	0.780	0.5	9.7	NO	1.000	NO	bb
3	3	180918M2_4	Standard	1.000	3.19	223.451	2000.330	1.396	0.9	-5.3	NO	1.000	NO	bb
4	4	180918M2_5	Standard	2.000	3.20	455.701	2012.435	2.831	1.9	-6.3	NO	1.000	NO	MM
5	5	180918M2_6	Standard	5.000	3.20	1127.452	1937.271	7.275	4.7	-5.0	NO	1.000	NO	MM
6	6	180918M2_7	Standard	10.000	3.20	2330.443	1874.271	15.542	10.1	1.0	NO	1.000	NO	MM
7	7	180918M2_8	Standard	50.000	3.20	11538.280	1903.774	75.759	49.3	-1.5	NO	1.000	NO	MM
8	8	180918M2_9	Standard	100.000	3.20	22722.525	1857.717	152.893	99.9	-0.1	NO	1.000	NO	bb
9	9	180918M2_10	Standard	250.000	3.20	52498.273	1730.967	379.111	252.0	0.8	NO	1.000	NO	bb
10	10	180918M2_11	Standard	500.000	3.20	93574.875	1603.387	729.509	499.0	-0.2	NO	1.000	NO	bb

Dataset: F:\Projects\PFAS.PRO\Results\180918M2\180918M2-CRV.qld

Last Altered: Wednesday, September 19, 2018 09:27:22 Pacific Daylight Time
Printed: Wednesday, September 19, 2018 09:48:25 Pacific Daylight Time

Compound name: PFHpA
Correlation coefficient: r = 0.999752, r^2 = 0.999503
Calibration curve: 1.21281 * x + -0.00423518
Response type: Internal Std (Ref 41), Area * (IS Conc. / IS Area)
Curve type: Linear, Origin: Exclude, Weighting: 1/x, Axis trans: None

	#	Name	Type	Std. Conc	RT	Area	IS Area	Response	Conc.	%Dev	Conc. Flag	CoD	CoD Flag	x=excluded
1	1	180918M2_2	Standard	0.250	3.61	429.062	16044.933	0.334	0.3	11.6	NO	1.000	NO	bb
2	2	180918M2_3	Standard	0.500	3.61	790.362	15201.126	0.650	0.5	7.9	NO	1.000	NO	MM
3	3	180918M2_4	Standard	1.000	3.61	1556.653	16175.673	1.203	1.0	-0.5	NO	1.000	NO	MM
4	4	180918M2_5	Standard	2.000	3.61	3009.698	16264.883	2.313	1.9	-4.5	NO	1.000	NO	MM
5	5	180918M2_6	Standard	5.000	3.62	7003.009	15575.976	5.620	4.6	-7.3	NO	1.000	NO	MM
6	6	180918M2_7	Standard	10.000	3.61	14755.542	15633.619	11.798	9.7	-2.7	NO	1.000	NO	MM
7	7	180918M2_8	Standard	50.000	3.61	71749.195	15069.811	59.514	49.1	-1.9	NO	1.000	NO	bb
8	8	180918M2_9	Standard	100.000	3.61	139296.703	14714.354	118.334	97.6	-2.4	NO	1.000	NO	bb
9	9	180918M2_10	Standard	250.000	3.61	319156.563	13472.414	296.120	244.2	-2.3	NO	1.000	NO	bb
10	10	180918M2_11	Standard	500.000	3.61	594679.500	12021.645	618.342	509.8	2.0	NO	1.000	NO	bb

Compound name: L-PFHxS
Coefficient of Determination: R^2 = 0.999101
Calibration curve: -0.000284739 * x^2 + 1.93672 * x + -0.0616474
Response type: Internal Std (Ref 42), Area * (IS Conc. / IS Area)
Curve type: 2nd Order, Origin: Include, Weighting: 1/x, Axis trans: None

	#	Name	Type	Std. Conc	RT	Area	IS Area	Response	Conc.	%Dev	Conc. Flag	CoD	CoD Flag	x=excluded
1	1	180918M2_2	Standard	0.250	3.77	62.889	1660.758	0.473	0.3	10.5	NO	0.999	NO	MM
2	2	180918M2_3	Standard	0.500	3.78	90.428	1491.866	0.758	0.4	-15.4	NO	0.999	NO	MM
3	3	180918M2_4	Standard	1.000	3.76	263.522	1602.458	2.056	1.1	9.3	NO	0.999	NO	MM
4	4	180918M2_5	Standard	2.000	3.77	439.223	1579.713	3.475	1.8	-8.7	NO	0.999	NO	MM
5	5	180918M2_6	Standard	5.000	3.77	1107.532	1539.740	8.991	4.7	-6.4	NO	0.999	NO	MM
6	6	180918M2_7	Standard	10.000	3.77	2412.599	1505.286	20.034	10.4	3.9	NO	0.999	NO	MM
7	7	180918M2_8	Standard	50.000	3.77	10958.696	1541.694	88.853	46.2	-7.6	NO	0.999	NO	MM
8	8	180918M2_9	Standard	100.000	3.77	22114.391	1470.143	188.029	98.5	-1.5	NO	0.999	NO	MM
9	9	180918M2_10	Standard	250.000	3.77	49939.844	1289.957	483.929	259.8	3.9	NO	0.999	NO	MM
10	10	180918M2_11	Standard	500.000	3.77	91422.195	1284.636	889.573	495.4	-0.9	NO	0.999	NO	MM

Dataset: F:\Projects\PFAS.PRO\Results\180918M2\180918M2-CRV.qld

Last Altered: Wednesday, September 19, 2018 09:27:22 Pacific Daylight Time
Printed: Wednesday, September 19, 2018 09:48:25 Pacific Daylight Time

Compound name: 6:2 FTS
Coefficient of Determination: R^2 = 0.999619
Calibration curve: -0.0037 * x^2 + 1.25686 * x + -0.0211278
Response type: Internal Std (Ref 43), Area * (IS Conc. / IS Area)
Curve type: 2nd Order, Origin: Include, Weighting: 1/x, Axis trans: None

	#	Name	Type	Std. Conc	RT	Area	IS Area	Response	Conc.	%Dev	Conc. Flag	CoD	CoD Flag	x=excluded
1	1	180918M2_2	Standard	0.250	4.09	110.976	4096.263	0.339	0.3	14.6	NO	1.000	NO	bb
2	2	180918M2_3	Standard	0.500	4.08	193.898	4542.768	0.534	0.4	-11.6	NO	1.000	NO	bb
3	3	180918M2_4	Standard	1.000	4.08	416.191	4357.142	1.194	1.0	-3.0	NO	1.000	NO	MM
4	4	180918M2_5	Standard	2.000	4.09	819.670	4594.159	2.230	1.8	-10.0	NO	1.000	NO	bb
5	5	180918M2_6	Standard	5.000	4.09	2288.719	4577.967	6.249	5.1	1.3	NO	1.000	NO	MM
6	6	180918M2_7	Standard	10.000	4.08	4231.805	4260.736	12.415	10.2	2.0	NO	1.000	NO	MM
7	7	180918M2_8	Standard	50.000	4.08	20345.279	4743.929	53.609	50.0	0.1	NO	1.000	NO	MM
8	8	180918M2_9	Standard	100.000	4.08	39657.266	5593.473	88.624	99.9	-0.1	NO	1.000	NO	MM
9	9	180918M2_10	Standard	250.000	4.08	84876.102	7103.796	149.350			NO	1.000	NO	MMXI
10	10	180918M2_11	Standard	500.000	4.08	148461.406	9150.266	202.810			NO	1.000	NO	MMXI

Compound name: L-PFOA
Coefficient of Determination: R^2 = 0.999643
Calibration curve: -0.00018099 * x^2 + 1.43793 * x + 0.0253931
Response type: Internal Std (Ref 44), Area * (IS Conc. / IS Area)
Curve type: 2nd Order, Origin: Exclude, Weighting: 1/x, Axis trans: None

	#	Name	Type	Std. Conc	RT	Area	IS Area	Response	Conc.	%Dev	Conc. Flag	CoD	CoD Flag	x=excluded
1	1	180918M2_2	Standard	0.250	4.14	854.765	26214.174	0.408	0.3	6.3	NO	1.000	NO	MM
2	2	180918M2_3	Standard	0.500	4.14	1602.504	26649.695	0.752	0.5	1.0	NO	1.000	NO	MM
3	3	180918M2_4	Standard	1.000	4.14	3214.461	26539.916	1.514	1.0	3.5	NO	1.000	NO	MM
4	4	180918M2_5	Standard	2.000	4.14	6075.506	26464.508	2.870	2.0	-1.1	NO	1.000	NO	MM
5	5	180918M2_6	Standard	5.000	4.14	14052.368	25614.279	6.858	4.8	-4.9	NO	1.000	NO	MM
6	6	180918M2_7	Standard	10.000	4.14	29916.406	26634.762	14.040	9.8	-2.4	NO	1.000	NO	MM
7	7	180918M2_8	Standard	50.000	4.14	142561.234	25512.582	69.848	48.9	-2.3	NO	1.000	NO	MM
8	8	180918M2_9	Standard	100.000	4.14	283711.156	25582.717	138.624	97.6	-2.4	NO	1.000	NO	bb
9	9	180918M2_10	Standard	250.000	4.14	654087.875	22850.572	357.807	257.1	2.9	NO	1.000	NO	MM
10	10	180918M2_11	Standard	500.000	4.14	1181224.250	22044.730	669.788	496.9	-0.6	NO	1.000	NO	MM

Dataset: F:\Projects\PFAS.PRO\Results\180918M2\180918M2-CRV.qld

Last Altered: Wednesday, September 19, 2018 09:27:22 Pacific Daylight Time
Printed: Wednesday, September 19, 2018 09:48:25 Pacific Daylight Time

Compound name: PFHpS
Coefficient of Determination: R^2 = 0.999571
Calibration curve: -9.25113e-006 * x^2 + 0.875113 * x + 0.0309929
Response type: Internal Std (Ref 47), Area * (IS Conc. / IS Area)
Curve type: 2nd Order, Origin: Exclude, Weighting: 1/x, Axis trans: None

	#	Name	Type	Std. Conc	RT	Area	IS Area	Response	Conc.	%Dev	Conc. Flag	CoD	CoD Flag	x=excluded
1	1	180918M2_2	Standard	0.250	4.26	86.998	4320.967	0.252	0.3	0.9	NO	1.000	NO	bb
2	2	180918M2_3	Standard	0.500	4.27	151.985	4371.984	0.435	0.5	-7.8	NO	1.000	NO	bb
3	3	180918M2_4	Standard	1.000	4.26	299.394	4148.968	0.902	1.0	-0.5	NO	1.000	NO	MM
4	4	180918M2_5	Standard	2.000	4.26	630.267	4117.358	1.913	2.2	7.6	NO	1.000	NO	bb
5	5	180918M2_6	Standard	5.000	4.26	1341.353	4054.365	4.136	4.7	-6.2	NO	1.000	NO	bd
6	6	180918M2_7	Standard	10.000	4.26	2946.309	4140.319	8.895	10.1	1.3	NO	1.000	NO	bb
7	7	180918M2_8	Standard	50.000	4.26	14929.931	4004.875	46.599	53.2	6.5	NO	1.000	NO	bb
8	8	180918M2_9	Standard	100.000	4.26	28197.924	4031.451	87.431	100.0	-0.0	NO	1.000	NO	bb
9	9	180918M2_10	Standard	250.000	4.26	66593.805	3902.989	213.278	244.3	-2.3	NO	1.000	NO	bb
10	10	180918M2_11	Standard	500.000	4.26	120896.688	3454.419	437.471	502.5	0.5	NO	1.000	NO	bb

Compound name: PFNA
Coefficient of Determination: R^2 = 0.999587
Calibration curve: -3.11884e-006 * x^2 + 1.14526 * x + 0.0140136
Response type: Internal Std (Ref 45), Area * (IS Conc. / IS Area)
Curve type: 2nd Order, Origin: Exclude, Weighting: 1/x, Axis trans: None

	#	Name	Type	Std. Conc	RT	Area	IS Area	Response	Conc.	%Dev	Conc. Flag	CoD	CoD Flag	x=excluded
1	1	180918M2_2	Standard	0.250	4.59	688.334	25699.475	0.335	0.3	12.0	NO	1.000	NO	bb
2	2	180918M2_3	Standard	0.500	4.59	1056.262	26064.502	0.507	0.4	-14.0	NO	1.000	NO	bd
3	3	180918M2_4	Standard	1.000	4.58	2570.934	26032.551	1.234	1.1	6.6	NO	1.000	NO	bb
4	4	180918M2_5	Standard	2.000	4.58	4717.007	26568.031	2.219	1.9	-3.7	NO	1.000	NO	MM
5	5	180918M2_6	Standard	5.000	4.59	11788.129	25097.168	5.871	5.1	2.3	NO	1.000	NO	bb
6	6	180918M2_7	Standard	10.000	4.59	23617.250	26257.830	11.243	9.8	-2.0	NO	1.000	NO	bb
7	7	180918M2_8	Standard	50.000	4.59	112627.672	24338.061	57.845	50.5	1.0	NO	1.000	NO	bb
8	8	180918M2_9	Standard	100.000	4.58	219721.344	25049.604	109.643	95.7	-4.3	NO	1.000	NO	bb
9	9	180918M2_10	Standard	250.000	4.59	527956.313	22510.541	293.172	256.2	2.5	NO	1.000	NO	bb
10	10	180918M2_11	Standard	500.000	4.59	941640.563	20676.668	569.265	497.7	-0.5	NO	1.000	NO	MM

Dataset: F:\Projects\PFAS.PRO\Results\180918M2\180918M2-CRV.qld

Last Altered: Wednesday, September 19, 2018 09:27:22 Pacific Daylight Time
Printed: Wednesday, September 19, 2018 09:48:25 Pacific Daylight Time

Compound name: PFOSA
Coefficient of Determination: R^2 = 0.998668
Calibration curve: 7.89975e-005 * x^2 + 1.0854 * x + -0.0129573
Response type: Internal Std (Ref 46), Area * (IS Conc. / IS Area)
Curve type: 2nd Order, Origin: Exclude, Weighting: 1/x, Axis trans: None

	#	Name	Type	Std. Conc	RT	Area	IS Area	Response	Conc.	%Dev	Conc. Flag	CoD	CoD Flag	x=excluded
1	1	180918M2_2	Standard	0.250	4.65	121.733	5356.803	0.284	0.3	9.5	NO	0.999	NO	bb
2	2	180918M2_3	Standard	0.500	4.65	254.014	5370.000	0.591	0.6	11.3	NO	0.999	NO	bb
3	3	180918M2_4	Standard	1.000	4.65	410.048	5456.763	0.939	0.9	-12.3	NO	0.999	NO	bb
4	4	180918M2_5	Standard	2.000	4.65	896.147	5667.637	1.976	1.8	-8.4	NO	0.999	NO	MM
5	5	180918M2_6	Standard	5.000	4.65	2400.909	5336.286	5.624	5.2	3.8	NO	0.999	NO	bb
6	6	180918M2_7	Standard	10.000	4.65	4788.646	5492.844	10.897	10.0	0.4	NO	0.999	NO	bb
7	7	180918M2_8	Standard	50.000	4.65	22834.396	5310.205	53.751	49.4	-1.3	NO	0.999	NO	bb
8	8	180918M2_9	Standard	100.000	4.65	44509.609	5484.109	101.451	92.9	-7.1	NO	0.999	NO	bb
9	9	180918M2_10	Standard	250.000	4.65	108514.898	4676.160	290.075	262.3	4.9	NO	0.999	NO	bd
10	10	180918M2_11	Standard	500.000	4.65	197635.219	4433.822	557.181	495.5	-0.9	NO	0.999	NO	bb

Compound name: L-PFOS
Coefficient of Determination: R^2 = 0.999495
Calibration curve: 3.68662e-005 * x^2 + 0.996831 * x + 0.00959016
Response type: Internal Std (Ref 47), Area * (IS Conc. / IS Area)
Curve type: 2nd Order, Origin: Include, Weighting: 1/x, Axis trans: None

	#	Name	Type	Std. Conc	RT	Area	IS Area	Response	Conc.	%Dev	Conc. Flag	CoD	CoD Flag	x=excluded
1	1	180918M2_2	Standard	0.250	4.67	108.311	4320.967	0.313	0.3	21.9	NO	0.999	NO	MM
2	2	180918M2_3	Standard	0.500	4.68	151.986	4371.984	0.435	0.4	-14.7	NO	0.999	NO	MM
3	3	180918M2_4	Standard	1.000	4.67	327.226	4148.968	0.986	1.0	-2.1	NO	0.999	NO	MM
4	4	180918M2_5	Standard	2.000	4.67	628.542	4117.358	1.908	1.9	-4.8	NO	0.999	NO	MM
5	5	180918M2_6	Standard	5.000	4.67	1644.959	4054.365	5.072	5.1	1.5	NO	0.999	NO	MM
6	6	180918M2_7	Standard	10.000	4.67	3254.467	4140.319	9.826	9.8	-1.6	NO	0.999	NO	MM
7	7	180918M2_8	Standard	50.000	4.67	16346.688	4004.875	51.021	51.1	2.2	NO	0.999	NO	MM
8	8	180918M2_9	Standard	100.000	4.67	33534.828	4031.451	103.979	103.9	3.9	NO	0.999	NO	MM
9	9	180918M2_10	Standard	250.000	4.67	76103.805	3902.989	243.736	242.3	-3.1	NO	0.999	NO	MM
10	10	180918M2_11	Standard	500.000	4.67	141118.906	3454.419	510.646	502.9	0.6	NO	0.999	NO	MM

Dataset: F:\Projects\PFAS.PRO\Results\180918M2\180918M2-CRV.qld

Last Altered: Wednesday, September 19, 2018 09:27:22 Pacific Daylight Time
Printed: Wednesday, September 19, 2018 09:48:25 Pacific Daylight Time

Compound name: PFDA
Coefficient of Determination: R^2 = 0.999841
Calibration curve: -0.000172959 * x^2 + 1.27083 * x + 0.0329564
Response type: Internal Std (Ref 48), Area * (IS Conc. / IS Area)
Curve type: 2nd Order, Origin: Exclude, Weighting: 1/x, Axis trans: None

	#	Name	Type	Std. Conc	RT	Area	IS Area	Response	Conc.	%Dev	Conc. Flag	CoD	CoD Flag	x=excluded
1	1	180918M2_2	Standard	0.250	4.97	717.666	25430.236	0.353	0.3	0.7	NO	1.000	NO	bb
2	2	180918M2_3	Standard	0.500	4.97	1327.712	24285.201	0.683	0.5	2.4	NO	1.000	NO	bd
3	3	180918M2_4	Standard	1.000	4.96	2619.849	25401.541	1.289	1.0	-1.1	NO	1.000	NO	bd
4	4	180918M2_5	Standard	2.000	4.96	5199.061	25652.703	2.533	2.0	-1.6	NO	1.000	NO	bd
5	5	180918M2_6	Standard	5.000	4.97	11449.967	24371.670	5.873	4.6	-8.0	NO	1.000	NO	bb
6	6	180918M2_7	Standard	10.000	4.97	25483.191	23144.561	13.763	10.8	8.2	NO	1.000	NO	bd
7	7	180918M2_8	Standard	50.000	4.97	123123.023	24203.502	63.587	50.4	0.7	NO	1.000	NO	bb
8	8	180918M2_9	Standard	100.000	4.97	232575.141	23550.609	123.444	98.4	-1.6	NO	1.000	NO	bb
9	9	180918M2_10	Standard	250.000	4.96	545468.938	22117.174	308.284	251.1	0.5	NO	1.000	NO	bb
10	10	180918M2_11	Standard	500.000	4.97	986905.563	20843.359	591.859	499.7	-0.1	NO	1.000	NO	bb

Compound name: 8:2 FTS
Coefficient of Determination: R^2 = 0.999170
Calibration curve: -0.00514809 * x^2 + 1.54937 * x + -0.00372973
Response type: Internal Std (Ref 49), Area * (IS Conc. / IS Area)
Curve type: 2nd Order, Origin: Exclude, Weighting: 1/x, Axis trans: None

	#	Name	Type	Std. Conc	RT	Area	IS Area	Response	Conc.	%Dev	Conc. Flag	CoD	CoD Flag	x=excluded
1	1	180918M2_2	Standard	0.250	4.94	115.623	3354.815	0.431	0.3	12.3	NO	0.999	NO	bb
2	2	180918M2_3	Standard	0.500	4.94	193.662	3403.122	0.711	0.5	-7.6	NO	0.999	NO	bb
3	3	180918M2_4	Standard	1.000	4.93	410.276	3493.738	1.468	1.0	-4.7	NO	0.999	NO	bb
4	4	180918M2_5	Standard	2.000	4.93	901.154	3421.563	3.292	2.1	7.1	NO	0.999	NO	MM
5	5	180918M2_6	Standard	5.000	4.93	1968.879	3366.369	7.311	4.8	-4.1	NO	0.999	NO	MM
6	6	180918M2_7	Standard	10.000	4.93	3982.588	3498.948	14.228	9.5	-5.2	NO	0.999	NO	bb
7	7	180918M2_8	Standard	50.000	4.93	19344.029	3649.533	66.255	51.6	3.2	NO	0.999	NO	bd
8	8	180918M2_9	Standard	100.000	4.93	36651.074	4460.544	102.709	98.6	-1.4	NO	0.999	NO	bb
9	9	180918M2_10	Standard	250.000	4.93	81564.531	5568.307	183.100			NO	0.999	NO	bdXI
10	10	180918M2_11	Standard	500.000	4.93	141801.859	7918.970	223.833			NO	0.999	NO	bbXI

Dataset: F:\Projects\PFAS.PRO\Results\180918M2\180918M2-CRV.qld

Last Altered: Wednesday, September 19, 2018 09:27:22 Pacific Daylight Time
Printed: Wednesday, September 19, 2018 09:48:25 Pacific Daylight Time

Compound name: PFNS
Coefficient of Determination: R^2 = 0.999227
Calibration curve: -1.43383e-005 * x^2 + 0.73082 * x + -0.0387621
Response type: Internal Std (Ref 47), Area * (IS Conc. / IS Area)
Curve type: 2nd Order, Origin: Exclude, Weighting: 1/x, Axis trans: None

	#	Name	Type	Std. Conc	RT	Area	IS Area	Response	Conc.	%Dev	Conc. Flag	CoD	CoD Flag	x=excluded
1	1	180918M2_2	Standard	0.250	5.04	39.316	4320.967	0.114	0.2	-16.5	NO	0.999	NO	bb
2	2	180918M2_3	Standard	0.500	5.04	117.701	4371.984	0.337	0.5	2.7	NO	0.999	NO	bb
3	3	180918M2_4	Standard	1.000	5.03	217.630	4148.968	0.656	1.0	-5.0	NO	0.999	NO	bb
4	4	180918M2_5	Standard	2.000	5.03	526.646	4117.358	1.599	2.2	12.0	NO	0.999	NO	bb
5	5	180918M2_6	Standard	5.000	5.04	1220.272	4054.365	3.762	5.2	4.0	NO	0.999	NO	bb
6	6	180918M2_7	Standard	10.000	5.03	2330.197	4140.319	7.035	9.7	-3.2	NO	0.999	NO	bb
7	7	180918M2_8	Standard	50.000	5.03	12545.237	4004.875	39.156	53.7	7.4	NO	0.999	NO	bb
8	8	180918M2_9	Standard	100.000	5.03	23830.068	4031.451	73.888	101.4	1.4	NO	0.999	NO	bb
9	9	180918M2_10	Standard	250.000	5.03	54727.695	3902.989	175.275	241.0	-3.6	NO	0.999	NO	bb
10	10	180918M2_11	Standard	500.000	5.04	100750.211	3454.419	364.570	503.9	0.8	NO	0.999	NO	bb

Compound name: L-MeFOSAA
Coefficient of Determination: R^2 = 0.999909
Calibration curve: -0.000376701 * x^2 + 1.42245 * x + -0.0711837
Response type: Internal Std (Ref 50), Area * (IS Conc. / IS Area)
Curve type: 2nd Order, Origin: Include, Weighting: 1/x, Axis trans: None

	#	Name	Type	Std. Conc	RT	Area	IS Area	Response	Conc.	%Dev	Conc. Flag	CoD	CoD Flag	x=excluded
1	1	180918M2_2	Standard	0.250	5.12	155.809	7546.535	0.258	0.2	-7.4	NO	1.000	NO	MM
2	2	180918M2_3	Standard	0.500	5.12	331.852	7566.316	0.548	0.4	-12.9	NO	1.000	NO	MM
3	3	180918M2_4	Standard	1.000	5.12	801.375	7637.164	1.312	1.0	-2.8	NO	1.000	NO	MM
4	4	180918M2_5	Standard	2.000	5.12	1743.552	7291.777	2.989	2.2	7.6	NO	1.000	NO	MM
5	5	180918M2_6	Standard	5.000	5.12	3990.647	7341.309	6.795	4.8	-3.3	NO	1.000	NO	MM
6	6	180918M2_7	Standard	10.000	5.12	8513.855	7551.122	14.094	10.0	-0.2	NO	1.000	NO	MM
7	7	180918M2_8	Standard	50.000	5.12	39004.129	7102.398	68.646	48.9	-2.1	NO	1.000	NO	MM
8	8	180918M2_9	Standard	100.000	5.12	77172.094	6924.486	139.310	100.7	0.7	NO	1.000	NO	MM
9	9	180918M2_10	Standard	250.000	5.12	182756.063	6848.256	333.581	251.3	0.5	NO	1.000	NO	MM
10	10	180918M2_11	Standard	500.000	5.12	330758.000	6710.121	616.155	499.2	-0.2	NO	1.000	NO	MM

Dataset: F:\Projects\PFAS.PRO\Results\180918M2\180918M2-CRV.qld

Last Altered: Wednesday, September 19, 2018 09:27:22 Pacific Daylight Time
Printed: Wednesday, September 19, 2018 09:48:25 Pacific Daylight Time

Compound name: L-EtFOSAA
Coefficient of Determination: R^2 = 0.999684
Calibration curve: -9.98691e-005 * x^2 + 1.05248 * x + -0.0291979
Response type: Internal Std (Ref 52), Area * (IS Conc. / IS Area)
Curve type: 2nd Order, Origin: Exclude, Weighting: 1/x, Axis trans: None

	#	Name	Type	Std. Conc	RT	Area	IS Area	Response	Conc.	%Dev	Conc. Flag	CoD	CoD Flag	x=excluded
1	1	180918M2_2	Standard	0.250	5.28	133.772	8828.639	0.189	0.2	-16.9	NO	1.000	NO	MM
2	2	180918M2_3	Standard	0.500	5.29	389.229	8338.661	0.583	0.6	16.4	NO	1.000	NO	MM
3	3	180918M2_4	Standard	1.000	5.28	722.543	8546.139	1.057	1.0	3.2	NO	1.000	NO	MM
4	4	180918M2_5	Standard	2.000	5.28	1511.125	9143.192	2.066	2.0	-0.4	NO	1.000	NO	MM
5	5	180918M2_6	Standard	5.000	5.28	3564.964	8614.854	5.173	4.9	-1.1	NO	1.000	NO	MM
6	6	180918M2_7	Standard	10.000	5.28	7200.023	8334.097	10.799	10.3	3.0	NO	1.000	NO	MM
7	7	180918M2_8	Standard	50.000	5.28	33068.414	8335.292	49.591	47.4	-5.3	NO	1.000	NO	MM
8	8	180918M2_9	Standard	100.000	5.28	65365.828	7870.159	103.819	99.6	-0.4	NO	1.000	NO	MM
9	9	180918M2_10	Standard	250.000	5.28	144557.375	6901.619	261.818	255.0	2.0	NO	1.000	NO	MM
10	10	180918M2_11	Standard	500.000	5.28	250501.703	6273.703	499.111	497.8	-0.4	NO	1.000	NO	MM

Dataset: F:\Projects\PFAS.PRO\Results\180918M2\180918M2-CRV.qld

Last Altered: Wednesday, September 19, 2018 09:27:22 Pacific Daylight Time
Printed: Wednesday, September 19, 2018 09:48:40 Pacific Daylight Time

Method: F:\Projects\PFAS.PRO\MethDB\PFAS_FULL_80C_091818_B.mdb 19 Sep 2018 09:27:20
Calibration: F:\Projects\PFAS.PRO\CurveDB\C18_VAL-PFAS_Q4_09-18-18.cdb 19 Sep 2018 09:23:23

Compound name: PFUdA
Coefficient of Determination: R^2 = 0.999782
Calibration curve: -0.00022561 * x^2 + 0.977705 * x + 0.0106664
Response type: Internal Std (Ref 51), Area * (IS Conc. / IS Area)
Curve type: 2nd Order, Origin: Exclude, Weighting: 1/x, Axis trans: None

	#	Name	Type	Std. Conc	RT	Area	IS Area	Response	Conc.	%Dev	Conc. Flag	CoD	CoD Flag	x=excluded
1	1	180918M2_2	Standard	0.250	5.30	670.702	31652.908	0.265	0.3	4.0	NO	1.000	NO	MM
2	2	180918M2_3	Standard	0.500	5.30	1393.787	32079.701	0.543	0.5	8.9	NO	1.000	NO	bd
3	3	180918M2_4	Standard	1.000	5.29	2473.234	32686.990	0.946	1.0	-4.3	NO	1.000	NO	MM
4	4	180918M2_5	Standard	2.000	5.29	5155.377	32475.420	1.984	2.0	1.0	NO	1.000	NO	MM
5	5	180918M2_6	Standard	5.000	5.29	11711.752	31827.672	4.600	4.7	-6.0	NO	1.000	NO	bb
6	6	180918M2_7	Standard	10.000	5.29	24516.813	31812.545	9.633	9.9	-1.4	NO	1.000	NO	bb
7	7	180918M2_8	Standard	50.000	5.29	117167.109	31229.922	46.897	48.5	-3.0	NO	1.000	NO	bb
8	8	180918M2_9	Standard	100.000	5.29	226301.391	29832.650	94.821	99.2	-0.8	NO	1.000	NO	bb
9	9	180918M2_10	Standard	250.000	5.29	515807.344	27456.953	234.825	255.2	2.1	NO	1.000	NO	bb
10	10	180918M2_11	Standard	500.000	5.29	929267.938	26981.842	430.506	497.4	-0.5	NO	1.000	NO	bb

Compound name: PFDS
Coefficient of Determination: R^2 = 0.999816
Calibration curve: -3.78398e-005 * x^2 + 1.02218 * x + -0.041889
Response type: Internal Std (Ref 47), Area * (IS Conc. / IS Area)
Curve type: 2nd Order, Origin: Exclude, Weighting: 1/x, Axis trans: None

	#	Name	Type	Std. Conc	RT	Area	IS Area	Response	Conc.	%Dev	Conc. Flag	CoD	CoD Flag	x=excluded
1	1	180918M2_2	Standard	0.250	5.35	70.348	4320.967	0.204	0.2	-4.0	NO	1.000	NO	bb
2	2	180918M2_3	Standard	0.500	5.35	143.656	4371.984	0.411	0.4	-11.4	NO	1.000	NO	bb
3	3	180918M2_4	Standard	1.000	5.34	351.637	4148.968	1.059	1.1	7.7	NO	1.000	NO	bb
4	4	180918M2_5	Standard	2.000	5.34	672.297	4117.358	2.041	2.0	1.9	NO	1.000	NO	bb
5	5	180918M2_6	Standard	5.000	5.35	1713.198	4054.365	5.282	5.2	4.2	NO	1.000	NO	bb
6	6	180918M2_7	Standard	10.000	5.35	3372.169	4140.319	10.181	10.0	0.0	NO	1.000	NO	bb
7	7	180918M2_8	Standard	50.000	5.35	16495.484	4004.875	51.486	50.5	1.0	NO	1.000	NO	bb
8	8	180918M2_9	Standard	100.000	5.35	33499.898	4031.451	103.870	102.0	2.0	NO	1.000	NO	bd
9	9	180918M2_10	Standard	250.000	5.35	77550.102	3902.989	248.368	245.2	-1.9	NO	1.000	NO	bb
10	10	180918M2_11	Standard	500.000	5.35	139145.547	3454.419	503.506	501.9	0.4	NO	1.000	NO	bb

Dataset: F:\Projects\PFAS.PRO\Results\180918M2\180918M2-CRV.qld

Last Altered: Wednesday, September 19, 2018 09:27:22 Pacific Daylight Time
Printed: Wednesday, September 19, 2018 09:48:40 Pacific Daylight Time

Compound name: PFDoA
Coefficient of Determination: R^2 = 0.999937
Calibration curve: -0.000135217 * x^2 + 1.24111 * x + 0.07397
Response type: Internal Std (Ref 53), Area * (IS Conc. / IS Area)
Curve type: 2nd Order, Origin: Exclude, Weighting: 1/x, Axis trans: None

	#	Name	Type	Std. Conc	RT	Area	IS Area	Response	Conc.	%Dev	Conc. Flag	CoD	CoD Flag	x=excluded
1	1	180918M2_2	Standard	0.250	5.59	917.559	29594.963	0.388	0.3	1.1	NO	1.000	NO	MM
2	2	180918M2_3	Standard	0.500	5.58	1515.162	28562.137	0.663	0.5	-5.1	NO	1.000	NO	bd
3	3	180918M2_4	Standard	1.000	5.58	3100.685	30635.736	1.265	1.0	-4.0	NO	1.000	NO	dd
4	4	180918M2_5	Standard	2.000	5.58	6493.828	29713.826	2.732	2.1	7.1	NO	1.000	NO	bd
5	5	180918M2_6	Standard	5.000	5.58	14542.497	28782.883	6.316	5.0	0.6	NO	1.000	NO	bd
6	6	180918M2_7	Standard	10.000	5.58	30209.537	29747.686	12.694	10.2	1.8	NO	1.000	NO	bd
7	7	180918M2_8	Standard	50.000	5.58	141410.516	28955.582	61.046	49.4	-1.2	NO	1.000	NO	bb
8	8	180918M2_9	Standard	100.000	5.58	275985.281	28373.922	121.584	99.0	-1.0	NO	1.000	NO	bb
9	9	180918M2_10	Standard	250.000	5.58	639261.813	26239.576	304.531	252.2	0.9	NO	1.000	NO	bb
10	10	180918M2_11	Standard	500.000	5.58	1195089.750	25499.938	585.830	499.1	-0.2	NO	1.000	NO	bb

Compound name: N-MeFOSA
Coefficient of Determination: R^2 = 0.999935
Calibration curve: -7.83581e-005 * x^2 + 1.00313 * x + -0.214521
Response type: Internal Std (Ref 54), Area * (IS Conc. / IS Area)
Curve type: 2nd Order, Origin: Include, Weighting: 1/x, Axis trans: None

	#	Name	Type	Std. Conc	RT	Area	IS Area	Response	Conc.	%Dev	Conc. Flag	CoD	CoD Flag	x=excluded
1	1	180918M2_2	Standard	1.250	5.71	127.558	20112.895	0.951	1.2	-7.0	NO	1.000	NO	bb
2	2	180918M2_3	Standard	2.500	5.71	293.952	19979.063	2.207	2.4	-3.4	NO	1.000	NO	bb
3	3	180918M2_4	Standard	5.000	5.70	624.904	20176.852	4.646	4.8	-3.1	NO	1.000	NO	bb
4	4	180918M2_5	Standard	10.000	5.71	1286.621	20385.416	9.467	9.7	-3.4	NO	1.000	NO	MM
5	5	180918M2_6	Standard	25.000	5.71	3306.104	20622.078	24.048	24.2	-3.1	NO	1.000	NO	bb
6	6	180918M2_7	Standard	50.000	5.70	6749.123	20022.865	50.561	50.8	1.6	NO	1.000	NO	bb
7	7	180918M2_8	Standard	250.000	5.71	33115.496	19821.619	250.601	255.1	2.0	NO	1.000	NO	bb
8	8	180918M2_9	Standard	500.000	5.71	62259.633	19494.707	479.050	497.1	-0.6	NO	1.000	NO	bb
9	9	180918M2_10	Standard	1250.000	5.71	143797.500	19122.305	1127.982	1245.9	-0.3	NO	1.000	NO	bb
10	10	180918M2_11	Standard	2500.000	5.71	254760.438	18922.014	2019.556	2502.8	0.1	NO	1.000	NO	bb

Dataset: F:\Projects\PFAS.PRO\Results\180918M2\180918M2-CRV.qld

Last Altered: Wednesday, September 19, 2018 09:27:22 Pacific Daylight Time
Printed: Wednesday, September 19, 2018 09:48:40 Pacific Daylight Time

Compound name: PFTrDA
Coefficient of Determination: R^2 = 0.999752
Calibration curve: -0.000242891 * x^2 + 1.31169 * x + 0.0172743
Response type: Internal Std (Ref 53), Area * (IS Conc. / IS Area)
Curve type: 2nd Order, Origin: Exclude, Weighting: 1/x, Axis trans: None

	#	Name	Type	Std. Conc.	RT	Area	IS Area	Response	Conc.	%Dev	Conc. Flag	CoD	CoD Flag	x=excluded
1	1	180918M2_2	Standard	0.250	5.84	874.318	29594.963	0.369	0.3	7.4	NO	1.000	NO	bb
2	2	180918M2_3	Standard	0.500	5.84	1637.083	28562.137	0.716	0.5	6.6	NO	1.000	NO	bb
3	3	180918M2_4	Standard	1.000	5.83	3093.470	30635.736	1.262	0.9	-5.1	NO	1.000	NO	bb
4	4	180918M2_5	Standard	2.000	5.83	6054.973	29713.826	2.547	1.9	-3.5	NO	1.000	NO	bb
5	5	180918M2_6	Standard	5.000	5.83	14789.995	28782.883	6.423	4.9	-2.2	NO	1.000	NO	bb
6	6	180918M2_7	Standard	10.000	5.83	30960.162	29747.686	13.009	9.9	-0.8	NO	1.000	NO	bb
7	7	180918M2_8	Standard	50.000	5.83	147004.125	28955.582	63.461	48.8	-2.4	NO	1.000	NO	bb
8	8	180918M2_9	Standard	100.000	5.83	287069.094	28373.922	126.467	98.2	-1.8	NO	1.000	NO	bb
9	9	180918M2_10	Standard	250.000	5.83	671430.063	26239.576	319.856	256.0	2.4	NO	1.000	NO	bb
10	10	180918M2_11	Standard	500.000	5.84	1208104.875	25499.938	592.210	497.3	-0.5	NO	1.000	NO	bb

Compound name: PFTeDA
Coefficient of Determination: R^2 = 0.999922
Calibration curve: -0.000927041 * x^2 + 1.74996 * x + 0.0603895
Response type: Internal Std (Ref 55), Area * (IS Conc. / IS Area)
Curve type: 2nd Order, Origin: Exclude, Weighting: 1/x, Axis trans: None

	#	Name	Type	Std. Conc	RT	Area	IS Area	Response	Conc.	%Dev	Conc. Flag	CoD	CoD Flag	x=excluded
1	1	180918M2_2	Standard	0.250	6.06	771.681	19749.900	0.488	0.2	-2.2	NO	1.000	NO	bb
2	2	180918M2_3	Standard	0.500	6.06	1445.875	20248.537	0.893	0.5	-4.9	NO	1.000	NO	MM
3	3	180918M2_4	Standard	1.000	6.05	2923.947	19203.129	1.903	1.1	5.4	NO	1.000	NO	bb
4	4	180918M2_5	Standard	2.000	6.05	5819.453	19636.488	3.704	2.1	4.2	NO	1.000	NO	MM
5	5	180918M2_6	Standard	5.000	6.05	13107.662	19923.699	8.224	4.7	-6.5	NO	1.000	NO	bb
6	6	180918M2_7	Standard	10.000	6.05	28553.244	19693.559	18.123	10.4	3.8	NO	1.000	NO	bb
7	7	180918M2_8	Standard	50.000	6.05	134121.578	19652.236	85.309	50.0	0.1	NO	1.000	NO	bb
8	8	180918M2_9	Standard	100.000	6.06	264619.625	19885.488	166.340	100.4	0.4	NO	1.000	NO	bb
9	9	180918M2_10	Standard	250.000	6.05	605642.813	20025.168	378.051	248.8	-0.5	NO	1.000	NO	bb
10	10	180918M2_11	Standard	500.000	6.06	1090891.125	21176.344	643.933	500.8	0.2	NO	1.000	NO	bb

Dataset: F:\Projects\PFAS.PRO\Results\180918M2\180918M2-CRV.qld

Last Altered: Wednesday, September 19, 2018 09:27:22 Pacific Daylight Time
Printed: Wednesday, September 19, 2018 09:48:40 Pacific Daylight Time

Compound name: N-EtFOSA
Coefficient of Determination: R^2 = 0.999941
Calibration curve: -3.4962e-005 * x^2 + 0.871171 * x + 0.082912
Response type: Internal Std (Ref 56), Area * (IS Conc. / IS Area)
Curve type: 2nd Order, Origin: Exclude, Weighting: 1/x, Axis trans: None

	#	Name	Type	Std. Conc	RT	Area	IS Area	Response	Conc.	%Dev	Conc. Flag	CoD	CoD Flag	x=excluded
1	1	180918M2_2	Standard	1.250	6.15	204.196	23802.203	1.287	1.4	10.6	NO	1.000	NO	bb
2	2	180918M2_3	Standard	2.500	6.14	323.891	24627.863	1.973	2.2	-13.2	NO	1.000	NO	bb
3	3	180918M2_4	Standard	5.000	6.14	701.988	24162.170	4.358	4.9	-1.8	NO	1.000	NO	bb
4	4	180918M2_5	Standard	10.000	6.14	1492.006	24665.846	9.073	10.3	3.2	NO	1.000	NO	bb
5	5	180918M2_6	Standard	25.000	6.14	3391.078	23162.287	21.961	25.1	0.6	NO	1.000	NO	bb
6	6	180918M2_7	Standard	50.000	6.14	7084.260	24020.277	44.239	50.8	1.6	NO	1.000	NO	MM
7	7	180918M2_8	Standard	250.000	6.14	34519.652	24062.021	215.192	249.4	-0.2	NO	1.000	NO	db
8	8	180918M2_9	Standard	500.000	6.14	65946.398	23466.240	421.540	493.6	-1.3	NO	1.000	NO	bb
9	9	180918M2_10	Standard	1250.000	6.14	150237.938	21621.137	1042.299	1260.1	0.8	NO	1.000	NO	db
10	10	180918M2_11	Standard	2500.000	6.14	263939.094	20233.791	1956.671	2495.9	-0.2	NO	1.000	NO	bb

Compound name: PFHxDA
Coefficient of Determination: R^2 = 0.999776
Calibration curve: -0.000273295 * x^2 + 0.634673 * x + 0.0509784
Response type: Internal Std (Ref 57), Area * (IS Conc. / IS Area)
Curve type: 2nd Order, Origin: Exclude, Weighting: 1/x, Axis trans: None

	#	Name	Type	Std. Conc	RT	Area	IS Area	Response	Conc.	%Dev	Conc. Flag	CoD	CoD Flag	x=excluded
1	1	180918M2_2	Standard	0.250	6.41	520.450	11215.291	0.232	0.3	14.1	NO	1.000	NO	bb
2	2	180918M2_3	Standard	0.500	6.41	875.483	11983.977	0.365	0.5	-0.9	NO	1.000	NO	MM
3	3	180918M2_4	Standard	1.000	6.41	1598.791	11508.365	0.695	1.0	1.5	NO	1.000	NO	MM
4	4	180918M2_5	Standard	2.000	6.41	2953.700	11613.107	1.272	1.9	-3.8	NO	1.000	NO	MM
5	5	180918M2_6	Standard	5.000	6.41	6998.904	11601.707	3.016	4.7	-6.4	NO	1.000	NO	MM
6	6	180918M2_7	Standard	10.000	6.41	14984.470	12173.400	6.155	9.7	-3.4	NO	1.000	NO	bb
7	7	180918M2_8	Standard	50.000	6.41	69977.688	11662.354	30.002	48.2	-3.6	NO	1.000	NO	bb
8	8	180918M2_9	Standard	100.000	6.41	146915.984	11843.742	62.023	102.1	2.1	NO	1.000	NO	bb
9	9	180918M2_10	Standard	250.000	6.41	330026.438	11580.131	142.497	251.7	0.7	NO	1.000	NO	bb
10	10	180918M2_11	Standard	500.000	6.41	590693.813	11885.036	248.503	498.5	-0.3	NO	1.000	NO	bb

Dataset: F:\Projects\PFAS.PRO\Results\180918M2\180918M2-CRV.qld

Last Altered: Wednesday, September 19, 2018 09:27:22 Pacific Daylight Time
Printed: Wednesday, September 19, 2018 09:48:40 Pacific Daylight Time

Compound name: PFODA
Coefficient of Determination: R^2 = 0.999761
Calibration curve: -0.000295457 * x^2 + 0.908032 * x + 0.0349602
Response type: Internal Std (Ref 57), Area * (IS Conc. / IS Area)
Curve type: 2nd Order, Origin: Include, Weighting: 1/x, Axis trans: None

	#	Name	Type	Std. Conc	RT	Area	IS Area	Response	Conc.	%Dev	Conc. Flag	CoD	CoD Flag	x=excluded
1	1	180918M2_2	Standard	0.250	6.65	637.669	11215.291	0.284	0.3	9.8	NO	1.000	NO	MM
2	2	180918M2_3	Standard	0.500	6.65	1082.911	11983.977	0.452	0.5	-8.2	NO	1.000	NO	MM
3	3	180918M2_4	Standard	1.000	6.65	2283.862	11508.365	0.992	1.1	5.5	NO	1.000	NO	MM
4	4	180918M2_5	Standard	2.000	6.65	4457.955	11613.107	1.919	2.1	3.8	NO	1.000	NO	bb
5	5	180918M2_6	Standard	5.000	6.65	10745.480	11601.707	4.631	5.1	1.4	NO	1.000	NO	MM
6	6	180918M2_7	Standard	10.000	6.65	22246.090	12173.400	9.137	10.1	0.6	NO	1.000	NO	bb
7	7	180918M2_8	Standard	50.000	6.65	107436.875	11662.354	46.061	51.6	3.1	NO	1.000	NO	bb
8	8	180918M2_9	Standard	100.000	6.65	210257.172	11843.742	88.763	101.0	1.0	NO	1.000	NO	bb
9	9	180918M2_10	Standard	250.000	6.65	473121.500	11580.131	204.282	244.4	-2.3	NO	1.000	NO	bb
10	10	180918M2_11	Standard	500.000	6.65	908064.563	11885.036	382.020	503.0	0.6	NO	1.000	NO	bb

Compound name: N-MeFOSE
Coefficient of Determination: R^2 = 0.999895
Calibration curve: -3.53248e-006 * x^2 + 0.932841 * x + -0.0520129
Response type: Internal Std (Ref 58), Area * (IS Conc. / IS Area)
Curve type: 2nd Order, Origin: Exclude, Weighting: 1/x, Axis trans: None

	#	Name	Type	Std. Conc	RT	Area	IS Area	Response	Conc.	%Dev	Conc. Flag	CoD	CoD Flag	x=excluded
1	1	180918M2_2	Standard	1.250	6.35	156.694	16740.328	1.404	1.6	24.9	NO	1.000	NO	bb
2	2	180918M2_3	Standard	2.500	6.35	230.128	16883.648	2.045	2.2	-10.1	NO	1.000	NO	bb
3	3	180918M2_4	Standard	5.000	6.35	490.843	16608.641	4.433	4.8	-3.8	NO	1.000	NO	bb
4	4	180918M2_5	Standard	10.000	6.35	1003.962	17350.705	8.679	9.4	-6.4	NO	1.000	NO	bb
5	5	180918M2_6	Standard	25.000	6.35	2544.648	16900.146	22.585	24.3	-2.9	NO	1.000	NO	bb
6	6	180918M2_7	Standard	50.000	6.35	5247.676	16924.301	46.510	49.9	-0.2	NO	1.000	NO	bb
7	7	180918M2_8	Standard	250.000	6.35	26270.486	17388.117	226.624	243.2	-2.7	NO	1.000	NO	bb
8	8	180918M2_9	Standard	500.000	6.35	52741.461	16890.508	468.383	503.1	0.6	NO	1.000	NO	bb
9	9	180918M2_10	Standard	1250.000	6.35	129874.625	16648.711	1170.132	1260.4	0.8	NO	1.000	NO	bb
10	10	180918M2_11	Standard	2500.000	6.35	257007.281	16723.473	2305.209	2494.8	-0.2	NO	1.000	NO	bb

Dataset: F:\Projects\PFAS.PRO\Results\180918M2\180918M2-CRV.qld

Last Altered: Wednesday, September 19, 2018 09:27:22 Pacific Daylight Time
Printed: Wednesday, September 19, 2018 09:48:40 Pacific Daylight Time

Compound name: N-EtFOSE
Coefficient of Determination: R^2 = 0.999877
Calibration curve: -8.39208e-006 * x^2 + 1.11211 * x + 0.0525485
Response type: Internal Std (Ref 59), Area * (IS Conc. / IS Area)
Curve type: 2nd Order, Origin: Exclude, Weighting: 1/x, Axis trans: None

	#	Name	Type	Std. Conc	RT	Area	IS Area	Response	Conc.	%Dev	Conc. Flag	CoD	CoD Flag	x=excluded
1	1	180918M2_2	Standard	1.250	6.50	168.091	16440.832	1.534	1.3	6.5	NO	1.000	NO	bb
2	2	180918M2_3	Standard	2.500	6.50	312.822	16583.629	2.829	2.5	-0.1	NO	1.000	NO	MM
3	3	180918M2_4	Standard	5.000	6.50	658.794	17008.539	5.810	5.2	3.5	NO	1.000	NO	MM
4	4	180918M2_5	Standard	10.000	6.50	1279.676	17436.145	11.009	9.9	-1.5	NO	1.000	NO	bb
5	5	180918M2_6	Standard	25.000	6.50	2954.108	16340.185	27.118	24.3	-2.6	NO	1.000	NO	MM
6	6	180918M2_7	Standard	50.000	6.50	6250.525	17622.672	53.203	47.8	-4.4	NO	1.000	NO	MM
7	7	180918M2_8	Standard	250.000	6.50	30516.600	16896.207	270.918	244.0	-2.4	NO	1.000	NO	MM
8	8	180918M2_9	Standard	500.000	6.50	61979.305	16811.316	553.014	499.1	-0.2	NO	1.000	NO	bb
9	9	180918M2_10	Standard	1250.000	6.50	151488.422	16270.339	1396.607	1267.9	1.4	NO	1.000	NO	bb
10	10	180918M2_11	Standard	2500.000	6.50	300701.813	16588.643	2719.045	2491.7	-0.3	NO	1.000	NO	bb

Compound name: 13C3-PFBA
Response Factor: 0.751375
RRF SD: 0.0154906, Relative SD: 2.06163
Response type: Internal Std (Ref 60), Area * (IS Conc. / IS Area)
Curve type: RF

	#	Name	Type	Std. Conc	RT	Area	IS Area	Response	Conc.	%Dev	Conc. Flag	CoD	CoD Flag	x=excluded
1	1	180918M2_2	Standard	12.500	1.18	8045.236	10901.695	9.225	12.3	-1.8	NO		NO	bb
2	2	180918M2_3	Standard	12.500	1.19	7879.105	10528.688	9.354	12.4	-0.4	NO		NO	bb
3	3	180918M2_4	Standard	12.500	1.18	8190.516	10893.505	9.398	12.5	0.1	NO		NO	bb
4	4	180918M2_5	Standard	12.500	1.17	8009.276	10587.477	9.456	12.6	0.7	NO		NO	bb
5	5	180918M2_6	Standard	12.500	1.19	7834.103	10424.155	9.394	12.5	0.0	NO		NO	bb
6	6	180918M2_7	Standard	12.500	1.17	7907.520	10574.115	9.348	12.4	-0.5	NO		NO	bb
7	7	180918M2_8	Standard	12.500	1.18	8166.446	10721.090	9.521	12.7	1.4	NO		NO	bb
8	8	180918M2_9	Standard	12.500	1.18	8093.473	10373.990	9.752	13.0	3.8	NO		NO	bd
9	9	180918M2_10	Standard	12.500	1.18	7777.989	10269.054	9.468	12.6	0.8	NO		NO	bb
10	10	180918M2_11	Standard	12.500	1.18	7722.573	10719.813	9.005	12.0	-4.1	NO		NO	MM

Dataset: F:\Projects\PFAS.PRO\Results\180918M2\180918M2-CRV.qld

Last Altered: Wednesday, September 19, 2018 09:27:22 Pacific Daylight Time
Printed: Wednesday, September 19, 2018 09:48:40 Pacific Daylight Time

Compound name: 13C3-PFPeA
Response Factor: 0.563342
RRF SD: 0.0203203, Relative SD: 3.6071
Response type: Internal Std (Ref 61), Area * (IS Conc. / IS Area)
Curve type: RF

	#	Name	Type	Std. Conc	RT	Area	IS Area	Response	Conc.	%Dev	Conc. Flag	CoD	CoD Flag	x=excluded
1	1	180918M2_2	Standard	12.500	2.18	15382.819	27705.922	6.940	12.3	-1.4	NO		NO	bb
2	2	180918M2_3	Standard	12.500	2.18	15155.263	27949.744	6.778	12.0	-3.7	NO		NO	bb
3	3	180918M2_4	Standard	12.500	2.18	15867.899	28385.355	6.988	12.4	-0.8	NO		NO	bb
4	4	180918M2_5	Standard	12.500	2.18	15402.657	28082.322	6.856	12.2	-2.6	NO		NO	bb
5	5	180918M2_6	Standard	12.500	2.18	15123.266	26851.617	7.040	12.5	-0.0	NO		NO	bb
6	6	180918M2_7	Standard	12.500	2.18	15068.036	27786.303	6.779	12.0	-3.7	NO		NO	bb
7	7	180918M2_8	Standard	12.500	2.18	14971.602	26790.090	6.986	12.4	-0.8	NO		NO	bb
8	8	180918M2_9	Standard	12.500	2.18	14891.166	26231.486	7.096	12.6	0.8	NO		NO	bb
9	9	180918M2_10	Standard	12.500	2.18	14196.722	23930.684	7.416	13.2	5.3	NO		NO	bb
10	10	180918M2_11	Standard	12.500	2.18	13377.257	22177.232	7.540	13.4	7.1	NO		NO	bb

Compound name: 13C3-PFBS
Response Factor: 0.502585
RRF SD: 0.0211936, Relative SD: 4.21691
Response type: Internal Std (Ref 62), Area * (IS Conc. / IS Area)
Curve type: RF

	#	Name	Type	Std. Conc	RT	Area	IS Area	Response	Conc.	%Dev	Conc. Flag	CoD	CoD Flag	x=excluded
1	1	180918M2_2	Standard	12.500	2.48	1977.452	3994.528	6.188	12.3	-1.5	NO		NO	bd
2	2	180918M2_3	Standard	12.500	2.48	1911.616	3982.176	6.001	11.9	-4.5	NO		NO	bb
3	3	180918M2_4	Standard	12.500	2.48	2000.330	3779.848	6.615	13.2	5.3	NO		NO	bd
4	4	180918M2_5	Standard	12.500	2.48	2012.435	3714.921	6.771	13.5	7.8	NO		NO	bb
5	5	180918M2_6	Standard	12.500	2.48	1937.271	4031.847	6.006	12.0	-4.4	NO		NO	bb
6	6	180918M2_7	Standard	12.500	2.48	1874.271	3895.656	6.014	12.0	-4.3	NO		NO	bb
7	7	180918M2_8	Standard	12.500	2.48	1903.774	3775.382	6.303	12.5	0.3	NO		NO	bd
8	8	180918M2_9	Standard	12.500	2.48	1857.717	3781.958	6.140	12.2	-2.3	NO		NO	bb
9	9	180918M2_10	Standard	12.500	2.48	1730.967	3390.121	6.382	12.7	1.6	NO		NO	bb
10	10	180918M2_11	Standard	12.500	2.48	1603.387	3130.540	6.402	12.7	1.9	NO		NO	bb

Dataset: F:\Projects\PFAS.PRO\Results\180918M2\180918M2-CRV.qld

Last Altered: Wednesday, September 19, 2018 09:27:22 Pacific Daylight Time
Printed: Wednesday, September 19, 2018 09:48:40 Pacific Daylight Time

Compound name: 13C2-4:2 FTS
Response Factor: 1.09122
RRF SD: 0.0922374, Relative SD: 8.45265
Response type: Internal Std (Ref 62), Area * (IS Conc. / IS Area)
Curve type: RF

	#	Name	Type	Std. Conc	RT	Area	IS Area	Response	Conc.	%Dev	Conc. Flag	CoD	CoD Flag	x=excluded
1	1	180918M2_2	Standard	12.500	2.91	4056.877	3994.528	12.695	11.6	-6.9	NO		NO	bb
2	2	180918M2_3	Standard	12.500	2.91	4088.950	3982.176	12.835	11.8	-5.9	NO		NO	bb
3	3	180918M2_4	Standard	12.500	2.90	4008.544	3779.848	13.256	12.1	-2.8	NO		NO	bb
4	4	180918M2_5	Standard	12.500	2.90	4193.167	3714.921	14.109	12.9	3.4	NO		NO	bd
5	5	180918M2_6	Standard	12.500	2.91	4043.826	4031.847	12.537	11.5	-8.1	NO		NO	bb
6	6	180918M2_7	Standard	12.500	2.91	4152.935	3895.656	13.326	12.2	-2.3	NO		NO	bd
7	7	180918M2_8	Standard	12.500	2.90	4339.447	3775.382	14.368	13.2	5.3	NO		NO	bb
8	8	180918M2_9	Standard	12.500	2.90	4839.830	3781.958	15.996	14.7	17.3	NO		NO	bb
9	9	180918M2_10	Standard	12.500	2.90	5911.609	3390.121	21.797	20.0	59.8	NO		NO	bbX
10	10	180918M2_11	Standard	12.500	2.90	7776.555	3130.540	31.051	28.5	127.6	NO		NO	bdX

Compound name: 13C2-PFHxA
Response Factor: 0.943379
RRF SD: 0.0284515, Relative SD: 3.01591
Response type: Internal Std (Ref 61), Area * (IS Conc. / IS Area)
Curve type: RF

	#	Name	Type	Std. Conc	RT	Area	IS Area	Response	Conc.	%Dev	Conc. Flag	CoD	CoD Flag	x=excluded
1	1	180918M2_2	Standard	5.000	2.99	10371.288	27705.922	4.679	5.0	-0.8	NO		NO	bb
2	2	180918M2_3	Standard	5.000	2.99	10169.240	27949.744	4.548	4.8	-3.6	NO		NO	bb
3	3	180918M2_4	Standard	5.000	2.99	10488.014	28385.355	4.619	4.9	-2.1	NO		NO	bd
4	4	180918M2_5	Standard	5.000	2.98	10638.650	28082.322	4.735	5.0	0.4	NO		NO	bb
5	5	180918M2_6	Standard	5.000	2.99	10174.012	26851.617	4.736	5.0	0.4	NO		NO	bb
6	6	180918M2_7	Standard	5.000	2.99	10181.126	27786.303	4.580	4.9	-2.9	NO		NO	bb
7	7	180918M2_8	Standard	5.000	2.99	9937.611	26790.090	4.637	4.9	-1.7	NO		NO	bb
8	8	180918M2_9	Standard	5.000	2.99	10110.416	26231.486	4.818	5.1	2.1	NO		NO	bb
9	9	180918M2_10	Standard	5.000	2.99	9150.270	23930.684	4.780	5.1	1.3	NO		NO	bb
10	10	180918M2_11	Standard	5.000	2.99	8936.764	22177.232	5.037	5.3	6.8	NO		NO	bb

Dataset: F:\Projects\PFAS.PRO\Results\180918M2\180918M2-CRV.qld

Last Altered: Wednesday, September 19, 2018 09:27:22 Pacific Daylight Time
Printed: Wednesday, September 19, 2018 09:48:40 Pacific Daylight Time

Compound name: 13C4-PFHpA
Response Factor: 0.564325
RRF SD: 0.013545, Relative SD: 2.40021
Response type: Internal Std (Ref 61), Area * (IS Conc. / IS Area)
Curve type: RF

	#	Name	Type	Std. Conc	RT	Area	IS Area	Response	Conc.	%Dev	Conc. Flag	CoD	CoD Flag	x=excluded
1	1	180918M2_2	Standard	12.500	3.61	16044.933	27705.922	7.239	12.8	2.6	NO		NO	bb
2	2	180918M2_3	Standard	12.500	3.61	15201.126	27949.744	6.798	12.0	-3.6	NO		NO	bb
3	3	180918M2_4	Standard	12.500	3.61	16175.673	28385.355	7.123	12.6	1.0	NO		NO	bd
4	4	180918M2_5	Standard	12.500	3.61	16264.883	28082.322	7.240	12.8	2.6	NO		NO	bb
5	5	180918M2_6	Standard	12.500	3.61	15575.976	26851.617	7.251	12.8	2.8	NO		NO	bd
6	6	180918M2_7	Standard	12.500	3.61	15633.619	27786.303	7.033	12.5	-0.3	NO		NO	bd
7	7	180918M2_8	Standard	12.500	3.61	15069.811	26790.090	7.031	12.5	-0.3	NO		NO	bb
8	8	180918M2_9	Standard	12.500	3.61	14714.354	26231.486	7.012	12.4	-0.6	NO		NO	bb
9	9	180918M2_10	Standard	12.500	3.61	13472.414	23930.684	7.037	12.5	-0.2	NO		NO	bb
10	10	180918M2_11	Standard	12.500	3.61	12021.645	22177.232	6.776	12.0	-3.9	NO		NO	bb

Compound name: 18O2-PFHxS
Response Factor: 0.399581
RRF SD: 0.0191403, Relative SD: 4.79009
Response type: Internal Std (Ref 62), Area * (IS Conc. / IS Area)
Curve type: RF

	#	Name	Type	Std. Conc	RT	Area	IS Area	Response	Conc.	%Dev	Conc. Flag	CoD	CoD Flag	x=excluded
1	1	180918M2_2	Standard	12.500	3.77	1660.758	3994.528	5.197	13.0	4.0	NO		NO	bd
2	2	180918M2_3	Standard	12.500	3.77	1491.866	3982.176	4.683	11.7	-6.2	NO		NO	bb
3	3	180918M2_4	Standard	12.500	3.77	1602.458	3779.848	5.299	13.3	6.1	NO		NO	bd
4	4	180918M2_5	Standard	12.500	3.77	1579.713	3714.921	5.315	13.3	6.4	NO		NO	bb
5	5	180918M2_6	Standard	12.500	3.77	1539.740	4031.847	4.774	11.9	-4.4	NO		NO	bb
6	6	180918M2_7	Standard	12.500	3.77	1505.286	3895.656	4.830	12.1	-3.3	NO		NO	bd
7	7	180918M2_8	Standard	12.500	3.77	1541.694	3775.382	5.104	12.8	2.2	NO		NO	bd
8	8	180918M2_9	Standard	12.500	3.77	1470.143	3781.958	4.859	12.2	-2.7	NO		NO	bd
9	9	180918M2_10	Standard	12.500	3.77	1289.957	3390.121	4.756	11.9	-4.8	NO		NO	bb
10	10	180918M2_11	Standard	12.500	3.77	1284.636	3130.540	5.129	12.8	2.7	NO		NO	bb

Dataset: F:\Projects\PFAS.PRO\Results\180918M2\180918M2-CRV.qld

Last Altered: Wednesday, September 19, 2018 09:27:22 Pacific Daylight Time
Printed: Wednesday, September 19, 2018 09:48:40 Pacific Daylight Time

Compound name: 13C2-6:2 FTS
Response Factor: 1.16172
RRF SD: 0.148136, Relative SD: 12.7515
Response type: Internal Std (Ref 65), Area * (IS Conc. / IS Area)
Curve type: RF

	#	Name	Type	Std. Conc	RT	Area	IS Area	Response	Conc.	%Dev	Conc. Flag	CoD	CoD Flag	x=excluded
1	1	180918M2_2	Standard	12.500	4.09	4096.263	4075.022	12.565	10.8	-13.5	NO		NO	bb
2	2	180918M2_3	Standard	12.500	4.09	4542.768	4149.412	13.685	11.8	-5.8	NO		NO	bd
3	3	180918M2_4	Standard	12.500	4.08	4357.142	4050.709	13.446	11.6	-7.4	NO		NO	bb
4	4	180918M2_5	Standard	12.500	4.08	4594.159	4019.935	14.286	12.3	-1.6	NO		NO	bd
5	5	180918M2_6	Standard	12.500	4.09	4577.967	4014.103	14.256	12.3	-1.8	NO		NO	bb
6	6	180918M2_7	Standard	12.500	4.08	4260.736	3941.957	13.511	11.6	-7.0	NO		NO	bd
7	7	180918M2_8	Standard	12.500	4.08	4743.929	3694.360	16.051	13.8	10.5	NO		NO	bb
8	8	180918M2_9	Standard	12.500	4.08	5593.473	3805.631	18.372	15.8	26.5	NO		NO	bb
9	9	180918M2_10	Standard	12.500	4.08	7103.796	3636.775	24.417	21.0	68.1	NO		NO	bdX
10	10	180918M2_11	Standard	12.500	4.08	9150.266	3344.965	34.194	29.4	135.5	NO		NO	bdX

Compound name: 13C2-PFOA
Response Factor: 0.70162
RRF SD: 0.0177355, Relative SD: 2.52779
Response type: Internal Std (Ref 63), Area * (IS Conc. / IS Area)
Curve type: RF

	#	Name	Type	Std. Conc	RT	Area	IS Area	Response	Conc.	%Dev	Conc. Flag	CoD	CoD Flag	x=excluded
1	1	180918M2_2	Standard	12.500	4.14	26214.174	37212.023	8.806	12.6	0.4	NO		NO	bd
2	2	180918M2_3	Standard	12.500	4.14	26649.695	38300.055	8.698	12.4	-0.8	NO		NO	bd
3	3	180918M2_4	Standard	12.500	4.14	26539.916	37328.762	8.887	12.7	1.3	NO		NO	bd
4	4	180918M2_5	Standard	12.500	4.14	26464.508	38091.246	8.685	12.4	-1.0	NO		NO	bb
5	5	180918M2_6	Standard	12.500	4.14	25614.279	37307.387	8.582	12.2	-2.1	NO		NO	bb
6	6	180918M2_7	Standard	12.500	4.14	26634.762	36402.313	9.146	13.0	4.3	NO		NO	bb
7	7	180918M2_8	Standard	12.500	4.14	25512.582	36809.273	8.664	12.3	-1.2	NO		NO	bb
8	8	180918M2_9	Standard	12.500	4.14	25582.717	36986.289	8.646	12.3	-1.4	NO		NO	bb
9	9	180918M2_10	Standard	12.500	4.14	22850.572	33720.945	8.470	12.1	-3.4	NO		NO	bb
10	10	180918M2_11	Standard	12.500	4.14	22044.730	30218.227	9.119	13.0	4.0	NO		NO	bd

Dataset: F:\Projects\PFAS.PRO\Results\180918M2\180918M2-CRV.qld

Last Altered: Wednesday, September 19, 2018 09:27:22 Pacific Daylight Time
Printed: Wednesday, September 19, 2018 09:48:40 Pacific Daylight Time

Compound name: 13C5-PFNA
Response Factor: 0.96621
RRF SD: 0.023811, Relative SD: 2.46437
Response type: Internal Std (Ref 64), Area * (IS Conc. / IS Area)
Curve type: RF

	#	Name	Type	Std. Conc	RT	Area	IS Area	Response	Conc.	%Dev	Conc. Flag	CoD	CoD Flag	x=excluded
1	1	180918M2_2	Standard	12.500	4.59	25699.475	27261.496	11.784	12.2	-2.4	NO		NO	bb
2	2	180918M2_3	Standard	12.500	4.59	26064.502	26911.406	12.107	12.5	0.2	NO		NO	bb
3	3	180918M2_4	Standard	12.500	4.58	26032.551	26867.982	12.111	12.5	0.3	NO		NO	bb
4	4	180918M2_5	Standard	12.500	4.58	26568.031	27775.178	11.957	12.4	-1.0	NO		NO	bd
5	5	180918M2_6	Standard	12.500	4.59	25097.168	26159.176	11.993	12.4	-0.7	NO		NO	bb
6	6	180918M2_7	Standard	12.500	4.58	26257.830	26017.752	12.615	13.1	4.5	NO		NO	bb
7	7	180918M2_8	Standard	12.500	4.58	24338.061	26106.734	11.653	12.1	-3.5	NO		NO	bb
8	8	180918M2_9	Standard	12.500	4.58	25049.604	25444.398	12.306	12.7	1.9	NO		NO	bd
9	9	180918M2_10	Standard	12.500	4.58	22510.541	22675.354	12.409	12.8	2.7	NO		NO	bb
10	10	180918M2_11	Standard	12.500	4.58	20676.668	21826.316	11.842	12.3	-2.0	NO		NO	bd

Compound name: 13C8-PFOSA
Response Factor: 0.166451
RRF SD: 0.00825299, Relative SD: 4.95821
Response type: Internal Std (Ref 67), Area * (IS Conc. / IS Area)
Curve type: RF

	#	Name	Type	Std. Conc	RT	Area	IS Area	Response	Conc.	%Dev	Conc. Flag	CoD	CoD Flag	x=excluded
1	1	180918M2_2	Standard	12.500	4.65	5356.803	33635.125	1.991	12.0	-4.3	NO		NO	bd
2	2	180918M2_3	Standard	12.500	4.65	5370.000	34006.516	1.974	11.9	-5.1	NO		NO	bb
3	3	180918M2_4	Standard	12.500	4.64	5456.763	34339.684	1.986	11.9	-4.5	NO		NO	bb
4	4	180918M2_5	Standard	12.500	4.64	5667.637	33381.941	2.122	12.8	2.0	NO		NO	bd
5	5	180918M2_6	Standard	12.500	4.65	5336.286	32953.609	2.024	12.2	-2.7	NO		NO	bb
6	6	180918M2_7	Standard	12.500	4.65	5492.844	32576.877	2.108	12.7	1.3	NO		NO	bb
7	7	180918M2_8	Standard	12.500	4.65	5310.205	32350.402	2.052	12.3	-1.4	NO		NO	bb
8	8	180918M2_9	Standard	12.500	4.64	5484.109	29893.377	2.293	13.8	10.2	NO		NO	bd
9	9	180918M2_10	Standard	12.500	4.64	4676.160	28469.051	2.053	12.3	-1.3	NO		NO	bb
10	10	180918M2_11	Standard	12.500	4.64	4433.822	25156.643	2.203	13.2	5.9	NO		NO	bd

Dataset: F:\Projects\PFAS.PRO\Results\180918M2\180918M2-CRV.qld

Last Altered: Wednesday, September 19, 2018 09:27:22 Pacific Daylight Time
Printed: Wednesday, September 19, 2018 09:48:40 Pacific Daylight Time

Compound name: 13C8-PFOS
Response Factor: 1.04721
RRF SD: 0.0236892, Relative SD: 2.26211
Response type: Internal Std (Ref 65), Area * (IS Conc. / IS Area)
Curve type: RF

	#	Name	Type	Std. Conc	RT	Area	IS Area	Response	Conc.	%Dev	Conc. Flag	CoD	CoD Flag	x=excluded
1	1	180918M2_2	Standard	12.500	4.68	4320.967	4075.022	13.254	12.7	1.3	NO		NO	bd
2	2	180918M2_3	Standard	12.500	4.68	4371.984	4149.412	13.170	12.6	0.6	NO		NO	bb
3	3	180918M2_4	Standard	12.500	4.67	4148.968	4050.709	12.803	12.2	-2.2	NO		NO	bb
4	4	180918M2_5	Standard	12.500	4.68	4117.358	4019.935	12.803	12.2	-2.2	NO		NO	bb
5	5	180918M2_6	Standard	12.500	4.68	4054.365	4014.103	12.625	12.1	-3.6	NO		NO	bb
6	6	180918M2_7	Standard	12.500	4.68	4140.319	3941.957	13.129	12.5	0.3	NO		NO	bb
7	7	180918M2_8	Standard	12.500	4.68	4004.875	3694.360	13.551	12.9	3.5	NO		NO	bb
8	8	180918M2_9	Standard	12.500	4.68	4031.451	3805.631	13.242	12.6	1.2	NO		NO	bb
9	9	180918M2_10	Standard	12.500	4.67	3902.989	3636.775	13.415	12.8	2.5	NO		NO	bb
10	10	180918M2_11	Standard	12.500	4.68	3454.419	3344.965	12.909	12.3	-1.4	NO		NO	bb

Compound name: 13C2-PFDA
Response Factor: 0.920377
RRF SD: 0.0468593, Relative SD: 5.09131
Response type: Internal Std (Ref 66), Area * (IS Conc. / IS Area)
Curve type: RF

	#	Name	Type	Std. Conc	RT	Area	IS Area	Response	Conc.	%Dev	Conc. Flag	CoD	CoD Flag	x=excluded
1	1	180918M2_2	Standard	12.500	4.97	25430.236	26690.615	11.910	12.9	3.5	NO		NO	bd
2	2	180918M2_3	Standard	12.500	4.97	24285.201	27354.781	11.097	12.1	-3.5	NO		NO	bb
3	3	180918M2_4	Standard	12.500	4.96	25401.541	27276.672	11.641	12.6	1.2	NO		NO	bb
4	4	180918M2_5	Standard	12.500	4.96	25652.703	26815.254	11.958	13.0	3.9	NO		NO	bb
5	5	180918M2_6	Standard	12.500	4.97	24371.670	28777.713	10.586	11.5	-8.0	NO		NO	bb
6	6	180918M2_7	Standard	12.500	4.96	23144.561	27070.703	10.687	11.6	-7.1	NO		NO	bb
7	7	180918M2_8	Standard	12.500	4.96	24203.502	26016.734	11.629	12.6	1.1	NO		NO	bb
8	8	180918M2_9	Standard	12.500	4.97	23550.609	26041.043	11.305	12.3	-1.7	NO		NO	bb
9	9	180918M2_10	Standard	12.500	4.96	22117.174	23450.973	11.789	12.8	2.5	NO		NO	bb
10	10	180918M2_11	Standard	12.500	4.97	20843.359	20934.457	12.446	13.5	8.2	NO		NO	bb

Dataset: F:\Projects\PFAS.PRO\Results\180918M2\180918M2-CRV.qld

Last Altered: Wednesday, September 19, 2018 09:27:22 Pacific Daylight Time
Printed: Wednesday, September 19, 2018 09:48:40 Pacific Daylight Time

Compound name: 13C2-8:2 FTS
Response Factor: 0.905408
RRF SD: 0.120414, Relative SD: 13.2994
Response type: Internal Std (Ref 65), Area * (IS Conc. / IS Area)
Curve type: RF

	#	Name	Type	Std. Conc	RT	Area	IS Area	Response	Conc.	%Dev	Conc. Flag	CoD	CoD Flag	x=excluded
1	1	180918M2_2	Standard	12.500	4.93	3354.815	4075.022	10.291	11.4	-9.1	NO		NO	bb
2	2	180918M2_3	Standard	12.500	4.94	3403.122	4149.412	10.252	11.3	-9.4	NO		NO	bb
3	3	180918M2_4	Standard	12.500	4.93	3493.738	4050.709	10.781	11.9	-4.7	NO		NO	bb
4	4	180918M2_5	Standard	12.500	4.93	3421.563	4019.935	10.639	11.8	-6.0	NO		NO	bb
5	5	180918M2_6	Standard	12.500	4.93	3366.369	4014.103	10.483	11.6	-7.4	NO		NO	bb
6	6	180918M2_7	Standard	12.500	4.93	3498.948	3941.957	11.095	12.3	-2.0	NO		NO	bb
7	7	180918M2_8	Standard	12.500	4.93	3649.533	3694.360	12.348	13.6	9.1	NO		NO	bb
8	8	180918M2_9	Standard	12.500	4.93	4460.544	3805.631	14.651	16.2	29.5	NO		NO	bb
9	9	180918M2_10	Standard	12.500	4.93	5568.307	3636.775	19.139	21.1	69.1	NO		NO	bbX
10	10	180918M2_11	Standard	12.500	4.93	7918.970	3344.965	29.593	32.7	161.5	NO		NO	bbX

Compound name: d3-N-MeFOSAA
Response Factor: 0.230074
RRF SD: 0.0145585, Relative SD: 6.32777
Response type: Internal Std (Ref 67), Area * (IS Conc. / IS Area)
Curve type: RF

	#	Name	Type	Std. Conc	RT	Area	IS Area	Response	Conc.	%Dev	Conc. Flag	CoD	CoD Flag	x=excluded
1	1	180918M2_2	Standard	12.500	5.12	7546.535	33635.125	2.805	12.2	-2.5	NO		NO	bd
2	2	180918M2_3	Standard	12.500	5.12	7566.316	34006.516	2.781	12.1	-3.3	NO		NO	bb
3	3	180918M2_4	Standard	12.500	5.12	7637.164	34339.684	2.780	12.1	-3.3	NO		NO	bb
4	4	180918M2_5	Standard	12.500	5.12	7291.777	33381.941	2.730	11.9	-5.1	NO		NO	bb
5	5	180918M2_6	Standard	12.500	5.12	7341.309	32953.609	2.785	12.1	-3.2	NO		NO	bb
6	6	180918M2_7	Standard	12.500	5.12	7551.122	32576.877	2.897	12.6	0.7	NO		NO	bb
7	7	180918M2_8	Standard	12.500	5.12	7102.398	32350.402	2.744	11.9	-4.6	NO		NO	bb
8	8	180918M2_9	Standard	12.500	5.12	6924.486	29893.377	2.895	12.6	0.7	NO		NO	bb
9	9	180918M2_10	Standard	12.500	5.12	6848.256	28469.051	3.007	13.1	4.6	NO		NO	bb
10	10	180918M2_11	Standard	12.500	5.12	6710.121	25156.643	3.334	14.5	15.9	NO		NO	bb

Dataset: F:\Projects\PFAS.PRO\Results\180918M2\180918M2-CRV.qld

Last Altered: Wednesday, September 19, 2018 09:27:22 Pacific Daylight Time
Printed: Wednesday, September 19, 2018 09:48:40 Pacific Daylight Time

Compound name: 13C2-PFUdA
Response Factor: 0.975183
RRF SD: 0.0380465, Relative SD: 3.90147
Response type: Internal Std (Ref 67), Area * (IS Conc. / IS Area)
Curve type: RF

	#	Name	Type	Std. Conc	RT	Area	IS Area	Response	Conc.	%Dev	Conc. Flag	CoD	CoD Flag	x=excluded
1	1	180918M2_2	Standard	12.500	5.30	31652.908	33635.125	11.763	12.1	-3.5	NO		NO	bb
2	2	180918M2_3	Standard	12.500	5.30	32079.701	34006.516	11.792	12.1	-3.3	NO		NO	bb
3	3	180918M2_4	Standard	12.500	5.29	32686.990	34339.684	11.898	12.2	-2.4	NO		NO	bb
4	4	180918M2_5	Standard	12.500	5.29	32475.420	33381.941	12.161	12.5	-0.2	NO		NO	bb
5	5	180918M2_6	Standard	12.500	5.29	31827.672	32953.609	12.073	12.4	-1.0	NO		NO	bb
6	6	180918M2_7	Standard	12.500	5.29	31812.545	32576.877	12.207	12.5	0.1	NO		NO	bb
7	7	180918M2_8	Standard	12.500	5.29	31229.922	32350.402	12.067	12.4	-1.0	NO		NO	bb
8	8	180918M2_9	Standard	12.500	5.29	29832.650	29893.377	12.475	12.8	2.3	NO		NO	bb
9	9	180918M2_10	Standard	12.500	5.29	27456.953	28469.051	12.056	12.4	-1.1	NO		NO	bd
10	10	180918M2_11	Standard	12.500	5.29	26981.842	25156.643	13.407	13.7	10.0	NO		NO	bd

Compound name: d5-N-EtFOSAA
Response Factor: 0.256045
RRF SD: 0.00967651, Relative SD: 3.77922
Response type: Internal Std (Ref 67), Area * (IS Conc. / IS Area)
Curve type: RF

	#	Name	Type	Std. Conc	RT	Area	IS Area	Response	Conc.	%Dev	Conc. Flag	CoD	CoD Flag	x=excluded
1	1	180918M2_2	Standard	12.500	5.28	8828.639	33635.125	3.281	12.8	2.5	NO		NO	bb
2	2	180918M2_3	Standard	12.500	5.28	8338.661	34006.516	3.065	12.0	-4.2	NO		NO	bb
3	3	180918M2_4	Standard	12.500	5.27	8546.139	34339.684	3.111	12.1	-2.8	NO		NO	bb
4	4	180918M2_5	Standard	12.500	5.27	9143.192	33381.941	3.424	13.4	7.0	NO		NO	bb
5	5	180918M2_6	Standard	12.500	5.28	8614.854	32953.609	3.268	12.8	2.1	NO		NO	bd
6	6	180918M2_7	Standard	12.500	5.27	8334.097	32576.877	3.198	12.5	-0.1	NO		NO	bb
7	7	180918M2_8	Standard	12.500	5.27	8335.292	32350.402	3.221	12.6	0.6	NO		NO	bb
8	8	180918M2_9	Standard	12.500	5.27	7870.159	29893.377	3.291	12.9	2.8	NO		NO	bb
9	9	180918M2_10	Standard	12.500	5.27	6901.619	28469.051	3.030	11.8	-5.3	NO		NO	bb
10	10	180918M2_11	Standard	12.500	5.27	6273.703	25156.643	3.117	12.2	-2.6	NO		NO	bb

Dataset: F:\Projects\PFAS.PRO\Results\180918M2\180918M2-CRV.qld

Last Altered: Wednesday, September 19, 2018 09:27:22 Pacific Daylight Time
Printed: Wednesday, September 19, 2018 09:48:40 Pacific Daylight Time

Compound name: 13C2-PFDoA
Response Factor: 1.10228
RRF SD: 0.0560666, Relative SD: 5.08641
Response type: Internal Std (Ref 66), Area * (IS Conc. / IS Area)
Curve type: RF

	#	Name	Type	Std. Conc	RT	Area	IS Area	Response	Conc.	%Dev	Conc. Flag	CoD	CoD Flag	x=excluded
1	1	180918M2_2	Standard	12.500	5.58	29594.963	26690.615	13.860	12.6	0.6	NO		NO	bb
2	2	180918M2_3	Standard	12.500	5.58	28562.137	27354.781	13.052	11.8	-5.3	NO		NO	bb
3	3	180918M2_4	Standard	12.500	5.58	30635.736	27276.672	14.039	12.7	1.9	NO		NO	bb
4	4	180918M2_5	Standard	12.500	5.58	29713.826	26815.254	13.851	12.6	0.5	NO		NO	bb
5	5	180918M2_6	Standard	12.500	5.58	28782.883	28777.713	12.502	11.3	-9.3	NO		NO	bb
6	6	180918M2_7	Standard	12.500	5.58	29747.686	27070.703	13.736	12.5	-0.3	NO		NO	bb
7	7	180918M2_8	Standard	12.500	5.58	28955.582	26016.734	13.912	12.6	1.0	NO		NO	bb
8	8	180918M2_9	Standard	12.500	5.58	28373.922	26041.043	13.620	12.4	-1.2	NO		NO	bb
9	9	180918M2_10	Standard	12.500	5.58	26239.576	23450.973	13.986	12.7	1.5	NO		NO	bb
10	10	180918M2_11	Standard	12.500	5.58	25499.938	20934.457	15.226	13.8	10.5	NO		NO	bb

Compound name: d3-N-MeFOSA
Response Factor: 0.0526071
RRF SD: 0.00418465, Relative SD: 7.95452
Response type: Internal Std (Ref 67), Area * (IS Conc. / IS Area)
Curve type: RF

	#	Name	Type	Std. Conc	RT	Area	IS Area	Response	Conc.	%Dev	Conc. Flag	CoD	CoD Flag	x=excluded
1	1	180918M2_2	Standard	150.000	5.74	20112.895	33635.125	7.475	142.1	-5.3	NO		NO	bb
2	2	180918M2_3	Standard	150.000	5.74	19979.063	34006.516	7.344	139.6	-6.9	NO		NO	bb
3	3	180918M2_4	Standard	150.000	5.73	20176.852	34339.684	7.345	139.6	-6.9	NO		NO	bb
4	4	180918M2_5	Standard	150.000	5.73	20385.416	33381.941	7.633	145.1	-3.3	NO		NO	bb
5	5	180918M2_6	Standard	150.000	5.74	20622.078	32953.609	7.822	148.7	-0.9	NO		NO	bb
6	6	180918M2_7	Standard	150.000	5.73	20022.865	32576.877	7.683	146.0	-2.6	NO		NO	bb
7	7	180918M2_8	Standard	150.000	5.73	19821.619	32350.402	7.659	145.6	-2.9	NO		NO	bb
8	8	180918M2_9	Standard	150.000	5.73	19494.707	29893.377	8.152	155.0	3.3	NO		NO	bb
9	9	180918M2_10	Standard	150.000	5.73	19122.305	28469.051	8.396	159.6	6.4	NO		NO	bb
10	10	180918M2_11	Standard	150.000	5.74	18922.014	25156.643	9.402	178.7	19.1	NO		NO	bb

Dataset: F:\Projects\PFAS.PRO\Results\180918M2\180918M2-CRV.qld

Last Altered: Wednesday, September 19, 2018 09:27:22 Pacific Daylight Time
Printed: Wednesday, September 19, 2018 09:48:40 Pacific Daylight Time

Compound name: 13C2-PFTeDA
Response Factor: 0.635706
RRF SD: 0.0834917, Relative SD: 13.1337
Response type: Internal Std (Ref 67), Area * (IS Conc. / IS Area)
Curve type: RF

	#	Name	Type	Std. Conc	RT	Area	IS Area	Response	Conc.	%Dev	Conc. Flag	CoD	CoD Flag	x=excluded
1	1	180918M2_2	Standard	12.500	6.06	19749.900	33635.125	7.340	11.5	-7.6	NO		NO	bb
2	2	180918M2_3	Standard	12.500	6.06	20248.537	34006.516	7.443	11.7	-6.3	NO		NO	bb
3	3	180918M2_4	Standard	12.500	6.05	19203.129	34339.684	6.990	11.0	-12.0	NO		NO	bb
4	4	180918M2_5	Standard	12.500	6.05	19636.488	33381.941	7.353	11.6	-7.5	NO		NO	bb
5	5	180918M2_6	Standard	12.500	6.05	19923.699	32953.609	7.557	11.9	-4.9	NO		NO	bb
6	6	180918M2_7	Standard	12.500	6.05	19693.559	32576.877	7.557	11.9	-4.9	NO		NO	bb
7	7	180918M2_8	Standard	12.500	6.05	19652.236	32350.402	7.594	11.9	-4.4	NO		NO	bd
8	8	180918M2_9	Standard	12.500	6.06	19885.488	29893.377	8.315	13.1	4.6	NO		NO	bb
9	9	180918M2_10	Standard	12.500	6.05	20025.168	28469.051	8.793	13.8	10.6	NO		NO	bb
10	10	180918M2_11	Standard	12.500	6.06	21176.344	25156.643	10.522	16.6	32.4	NO		NO	bd

Compound name: d5-N-ETFOSA
Response Factor: 0.0617264
RRF SD: 0.00285368, Relative SD: 4.6231
Response type: Internal Std (Ref 67), Area * (IS Conc. / IS Area)
Curve type: RF

	#	Name	Type	Std. Conc	RT	Area	IS Area	Response	Conc.	%Dev	Conc. Flag	CoD	CoD Flag	x=excluded
1	1	180918M2_2	Standard	150.000	6.17	23802.203	33635.125	8.846	143.3	-4.5	NO		NO	bb
2	2	180918M2_3	Standard	150.000	6.17	24627.863	34006.516	9.053	146.7	-2.2	NO		NO	bb
3	3	180918M2_4	Standard	150.000	6.16	24162.170	34339.684	8.795	142.5	-5.0	NO		NO	bb
4	4	180918M2_5	Standard	150.000	6.16	24665.846	33381.941	9.236	149.6	-0.2	NO		NO	bb
5	5	180918M2_6	Standard	150.000	6.16	23162.287	32953.609	8.786	142.3	-5.1	NO		NO	bb
6	6	180918M2_7	Standard	150.000	6.16	24020.277	32576.877	9.217	149.3	-0.5	NO		NO	bb
7	7	180918M2_8	Standard	150.000	6.16	24062.021	32350.402	9.297	150.6	0.4	NO		NO	bb
8	8	180918M2_9	Standard	150.000	6.16	23466.240	29893.377	9.812	159.0	6.0	NO		NO	bb
9	9	180918M2_10	Standard	150.000	6.16	21621.137	28469.051	9.493	153.8	2.5	NO		NO	bb
10	10	180918M2_11	Standard	150.000	6.17	20233.791	25156.643	10.054	162.9	8.6	NO		NO	bb

Dataset: F:\Projects\PFAS.PRO\Results\180918M2\180918M2-CRV.qld

Last Altered: Wednesday, September 19, 2018 09:27:22 Pacific Daylight Time
Printed: Wednesday, September 19, 2018 09:48:40 Pacific Daylight Time

Compound name: 13C2-PFHxDA
Response Factor: 0.932627
RRF SD: 0.106117, Relative SD: 11.3783
Response type: Internal Std (Ref 67), Area * (IS Conc. / IS Area)
Curve type: RF

	#	Name	Type	Std. Conc	RT	Area	IS Area	Response	Conc.	%Dev	Conc. Flag	CoD	CoD Flag	x=excluded
1	1	180918M2_2	Standard	5.000	6.41	11215.291	33635.125	4.168	4.5	-10.6	NO		NO	bb
2	2	180918M2_3	Standard	5.000	6.41	11983.977	34006.516	4.405	4.7	-5.5	NO		NO	bb
3	3	180918M2_4	Standard	5.000	6.41	11508.365	34339.684	4.189	4.5	-10.2	NO		NO	bb
4	4	180918M2_5	Standard	5.000	6.41	11613.107	33381.941	4.349	4.7	-6.7	NO		NO	bb
5	5	180918M2_6	Standard	5.000	6.41	11601.707	32953.609	4.401	4.7	-5.6	NO		NO	bb
6	6	180918M2_7	Standard	5.000	6.41	12173.400	32576.877	4.671	5.0	0.2	NO		NO	bb
7	7	180918M2_8	Standard	5.000	6.41	11662.354	32350.402	4.506	4.8	-3.4	NO		NO	bb
8	8	180918M2_9	Standard	5.000	6.41	11843.742	29893.377	4.952	5.3	6.2	NO		NO	bb
9	9	180918M2_10	Standard	5.000	6.41	11580.131	28469.051	5.085	5.5	9.0	NO		NO	bb
10	10	180918M2_11	Standard	5.000	6.41	11885.036	25156.643	5.906	6.3	26.6	NO		NO	bb

Compound name: d7-N-MeFOSE
Response Factor: 0.0448505
RRF SD: 0.00453037, Relative SD: 10.101
Response type: Internal Std (Ref 67), Area * (IS Conc. / IS Area)
Curve type: RF

	#	Name	Type	Std. Conc	RT	Area	IS Area	Response	Conc.	%Dev	Conc. Flag	CoD	CoD Flag	x=excluded
1	1	180918M2_2	Standard	150.000	6.34	16740.328	33635.125	6.221	138.7	-7.5	NO		NO	bb
2	2	180918M2_3	Standard	150.000	6.34	16883.648	34006.516	6.206	138.4	-7.8	NO		NO	bb
3	3	180918M2_4	Standard	150.000	6.34	16608.641	34339.684	6.046	134.8	-10.1	NO		NO	bb
4	4	180918M2_5	Standard	150.000	6.34	17350.705	33381.941	6.497	144.9	-3.4	NO		NO	bb
5	5	180918M2_6	Standard	150.000	6.34	16900.146	32953.609	6.411	142.9	-4.7	NO		NO	bb
6	6	180918M2_7	Standard	150.000	6.34	16924.301	32576.877	6.494	144.8	-3.5	NO		NO	bb
7	7	180918M2_8	Standard	150.000	6.34	17388.117	32350.402	6.719	149.8	-0.1	NO		NO	bd
8	8	180918M2_9	Standard	150.000	6.34	16890.508	29893.377	7.063	157.5	5.0	NO		NO	bb
9	9	180918M2_10	Standard	150.000	6.34	16648.711	28469.051	7.310	163.0	8.7	NO		NO	bb
10	10	180918M2_11	Standard	150.000	6.34	16723.473	25156.643	8.310	185.3	23.5	NO		NO	bb

Dataset: F:\Projects\PFAS.PRO\Results\180918M2\180918M2-CRV.qld

Last Altered: Wednesday, September 19, 2018 09:27:22 Pacific Daylight Time
Printed: Wednesday, September 19, 2018 09:48:40 Pacific Daylight Time

Compound name: d9-N-EtFOSE
Response Factor: 0.044554
RRF SD: 0.00442719, Relative SD: 9.93668
Response type: Internal Std (Ref 67), Area * (IS Conc. / IS Area)
Curve type: RF

	#	Name	Type	Std. Conc	RT	Area	IS Area	Response	Conc.	%Dev	Conc. Flag	CoD	CoD Flag	x=excluded
1	1	180918M2_2	Standard	150.000	6.49	16440.832	33635.125	6.110	137.1	-8.6	NO		NO	bb
2	2	180918M2_3	Standard	150.000	6.49	16583.629	34006.516	6.096	136.8	-8.8	NO		NO	bb
3	3	180918M2_4	Standard	150.000	6.49	17008.539	34339.684	6.191	139.0	-7.4	NO		NO	bb
4	4	180918M2_5	Standard	150.000	6.49	17436.145	33381.941	6.529	146.5	-2.3	NO		NO	bb
5	5	180918M2_6	Standard	150.000	6.49	16340.185	32953.609	6.198	139.1	-7.3	NO		NO	bb
6	6	180918M2_7	Standard	150.000	6.49	17622.672	32576.877	6.762	151.8	1.2	NO		NO	bd
7	7	180918M2_8	Standard	150.000	6.49	16896.207	32350.402	6.529	146.5	-2.3	NO		NO	bb
8	8	180918M2_9	Standard	150.000	6.49	16811.316	29893.377	7.030	157.8	5.2	NO		NO	bb
9	9	180918M2_10	Standard	150.000	6.49	16270.339	28469.051	7.144	160.3	6.9	NO		NO	bb
10	10	180918M2_11	Standard	150.000	6.49	16588.643	25156.643	8.243	185.0	23.3	NO		NO	bb

Compound name: 13C4-PFBA
Response Factor: 1
RRF SD: 0, Relative SD: 0
Response type: Internal Std (Ref 60), Area * (IS Conc. / IS Area)
Curve type: RF

	#	Name	Type	Std. Conc	RT	Area	IS Area	Response	Conc.	%Dev	Conc. Flag	CoD	CoD Flag	x=excluded
1	1	180918M2_2	Standard	12.500	1.18	10901.695	10901.695	12.500	12.5	0.0	NO		NO	bb
2	2	180918M2_3	Standard	12.500	1.18	10528.688	10528.688	12.500	12.5	0.0	NO		NO	db
3	3	180918M2_4	Standard	12.500	1.18	10893.505	10893.505	12.500	12.5	0.0	NO		NO	db
4	4	180918M2_5	Standard	12.500	1.17	10587.477	10587.477	12.500	12.5	0.0	NO		NO	bb
5	5	180918M2_6	Standard	12.500	1.18	10424.155	10424.155	12.500	12.5	0.0	NO		NO	bb
6	6	180918M2_7	Standard	12.500	1.17	10574.115	10574.115	12.500	12.5	0.0	NO		NO	bb
7	7	180918M2_8	Standard	12.500	1.18	10721.090	10721.090	12.500	12.5	0.0	NO		NO	bb
8	8	180918M2_9	Standard	12.500	1.18	10373.990	10373.990	12.500	12.5	0.0	NO		NO	bb
9	9	180918M2_10	Standard	12.500	1.18	10269.054	10269.054	12.500	12.5	0.0	NO		NO	db
10	10	180918M2_11	Standard	12.500	1.18	10719.813	10719.813	12.500	12.5	0.0	NO		NO	bb

Dataset: F:\Projects\PFAS.PRO\Results\180918M2\180918M2-CRV.qld

Last Altered: Wednesday, September 19, 2018 09:27:22 Pacific Daylight Time
Printed: Wednesday, September 19, 2018 09:48:40 Pacific Daylight Time

Compound name: 13C5-PFHxA
Response Factor: 1
RRF SD: 7.40149e-017, Relative SD: 7.40149e-015
Response type: Internal Std (Ref 61), Area * (IS Conc. / IS Area)
Curve type: RF

	#	Name	Type	Std. Conc	RT	Area	IS Area	Response	Conc.	%Dev	Conc. Flag	CoD	CoD Flag	x=excluded
1	1	180918M2_2	Standard	12.500	2.99	27705.922	27705.922	12.500	12.5	0.0	NO		NO	bb
2	2	180918M2_3	Standard	12.500	2.99	27949.744	27949.744	12.500	12.5	0.0	NO		NO	bb
3	3	180918M2_4	Standard	12.500	2.98	28385.355	28385.355	12.500	12.5	0.0	NO		NO	bd
4	4	180918M2_5	Standard	12.500	2.98	28082.322	28082.322	12.500	12.5	0.0	NO		NO	bb
5	5	180918M2_6	Standard	12.500	2.99	26851.617	26851.617	12.500	12.5	0.0	NO		NO	bb
6	6	180918M2_7	Standard	12.500	2.99	27786.303	27786.303	12.500	12.5	0.0	NO		NO	bb
7	7	180918M2_8	Standard	12.500	2.99	26790.090	26790.090	12.500	12.5	0.0	NO		NO	bb
8	8	180918M2_9	Standard	12.500	2.99	26231.486	26231.486	12.500	12.5	0.0	NO		NO	bb
9	9	180918M2_10	Standard	12.500	2.99	23930.684	23930.684	12.500	12.5	0.0	NO		NO	bb
10	10	180918M2_11	Standard	12.500	2.99	22177.232	22177.232	12.500	12.5	0.0	NO		NO	bb

Compound name: 13C3-PFHxS
Response Factor: 1
RRF SD: 1.04673e-016, Relative SD: 1.04673e-014
Response type: Internal Std (Ref 62), Area * (IS Conc. / IS Area)
Curve type: RF

	#	Name	Type	Std. Conc	RT	Area	IS Area	Response	Conc.	%Dev	Conc. Flag	CoD	CoD Flag	x=excluded
1	1	180918M2_2	Standard	12.500	3.77	3994.528	3994.528	12.500	12.5	0.0	NO		NO	bd
2	2	180918M2_3	Standard	12.500	3.77	3982.176	3982.176	12.500	12.5	0.0	NO		NO	bd
3	3	180918M2_4	Standard	12.500	3.77	3779.848	3779.848	12.500	12.5	0.0	NO		NO	bb
4	4	180918M2_5	Standard	12.500	3.77	3714.921	3714.921	12.500	12.5	0.0	NO		NO	bd
5	5	180918M2_6	Standard	12.500	3.77	4031.847	4031.847	12.500	12.5	0.0	NO		NO	bd
6	6	180918M2_7	Standard	12.500	3.77	3895.656	3895.656	12.500	12.5	0.0	NO		NO	bb
7	7	180918M2_8	Standard	12.500	3.77	3775.382	3775.382	12.500	12.5	0.0	NO		NO	bb
8	8	180918M2_9	Standard	12.500	3.77	3781.958	3781.958	12.500	12.5	0.0	NO		NO	bd
9	9	180918M2_10	Standard	12.500	3.77	3390.121	3390.121	12.500	12.5	0.0	NO		NO	bb
10	10	180918M2_11	Standard	12.500	3.77	3130.540	3130.540	12.500	12.5	0.0	NO		NO	bd

Dataset: F:\Projects\PFAS.PRO\Results\180918M2\180918M2-CRV.qld

Last Altered: Wednesday, September 19, 2018 09:27:22 Pacific Daylight Time
Printed: Wednesday, September 19, 2018 09:48:40 Pacific Daylight Time

Compound name: 13C8-PFOA
Response Factor: 1
RRF SD: 8.27511e-017, Relative SD: 8.27511e-015
Response type: Internal Std (Ref 63), Area * (IS Conc. / IS Area)
Curve type: RF

	#	Name	Type	Std. Conc	RT	Area	IS Area	Response	Conc.	%Dev	Conc. Flag	CoD	CoD Flag	x=excluded
1	1	180918M2_2	Standard	12.500	4.14	37212.023	37212.023	12.500	12.5	0.0	NO		NO	bd
2	2	180918M2_3	Standard	12.500	4.14	38300.055	38300.055	12.500	12.5	0.0	NO		NO	bb
3	3	180918M2_4	Standard	12.500	4.14	37328.762	37328.762	12.500	12.5	0.0	NO		NO	bb
4	4	180918M2_5	Standard	12.500	4.14	38091.246	38091.246	12.500	12.5	0.0	NO		NO	bb
5	5	180918M2_6	Standard	12.500	4.14	37307.387	37307.387	12.500	12.5	0.0	NO		NO	bd
6	6	180918M2_7	Standard	12.500	4.14	36402.313	36402.313	12.500	12.5	0.0	NO		NO	bb
7	7	180918M2_8	Standard	12.500	4.14	36809.273	36809.273	12.500	12.5	0.0	NO		NO	bb
8	8	180918M2_9	Standard	12.500	4.14	36986.289	36986.289	12.500	12.5	0.0	NO		NO	bb
9	9	180918M2_10	Standard	12.500	4.14	33720.945	33720.945	12.500	12.5	0.0	NO		NO	bd
10	10	180918M2_11	Standard	12.500	4.14	30218.227	30218.227	12.500	12.5	0.0	NO		NO	bb

Compound name: 13C9-PFNA
Response Factor: 1
RRF SD: 3.70074e-017, Relative SD: 3.70074e-015
Response type: Internal Std (Ref 64), Area * (IS Conc. / IS Area)
Curve type: RF

	#	Name	Type	Std. Conc	RT	Area	IS Area	Response	Conc.	%Dev	Conc. Flag	CoD	CoD Flag	x=excluded
1	1	180918M2_2	Standard	12.500	4.59	27261.496	27261.496	12.500	12.5	0.0	NO		NO	bb
2	2	180918M2_3	Standard	12.500	4.59	26911.406	26911.406	12.500	12.5	0.0	NO		NO	bb
3	3	180918M2_4	Standard	12.500	4.58	26867.982	26867.982	12.500	12.5	0.0	NO		NO	bb
4	4	180918M2_5	Standard	12.500	4.58	27775.178	27775.178	12.500	12.5	0.0	NO		NO	bd
5	5	180918M2_6	Standard	12.500	4.59	26159.176	26159.176	12.500	12.5	0.0	NO		NO	bb
6	6	180918M2_7	Standard	12.500	4.58	26017.752	26017.752	12.500	12.5	0.0	NO		NO	bb
7	7	180918M2_8	Standard	12.500	4.58	26106.734	26106.734	12.500	12.5	0.0	NO		NO	bd
8	8	180918M2_9	Standard	12.500	4.58	25444.398	25444.398	12.500	12.5	0.0	NO		NO	bb
9	9	180918M2_10	Standard	12.500	4.58	22675.354	22675.354	12.500	12.5	0.0	NO		NO	bb
10	10	180918M2_11	Standard	12.500	4.58	21826.316	21826.316	12.500	12.5	0.0	NO		NO	bb

Dataset: F:\Projects\PFAS.PRO\Results\180918M2\180918M2-CRV.qld

Last Altered: Wednesday, September 19, 2018 09:27:22 Pacific Daylight Time
Printed: Wednesday, September 19, 2018 09:48:40 Pacific Daylight Time

Compound name: 13C4-PFOS
Response Factor: 1
RRF SD: 8.27511e-017, Relative SD: 8.27511e-015
Response type: Internal Std (Ref 65), Area * (IS Conc. / IS Area)
Curve type: RF

	#	Name	Type	Std. Conc	RT	Area	IS Area	Response	Conc.	%Dev	Conc. Flag	CoD	CoD Flag	x=excluded
1	1	180918M2_2	Standard	12.500	4.67	4075.022	4075.022	12.500	12.5	0.0	NO		NO	bb
2	2	180918M2_3	Standard	12.500	4.67	4149.412	4149.412	12.500	12.5	0.0	NO		NO	bb
3	3	180918M2_4	Standard	12.500	4.67	4050.709	4050.709	12.500	12.5	0.0	NO		NO	bb
4	4	180918M2_5	Standard	12.500	4.67	4019.935	4019.935	12.500	12.5	0.0	NO		NO	bd
5	5	180918M2_6	Standard	12.500	4.67	4014.103	4014.103	12.500	12.5	0.0	NO		NO	bb
6	6	180918M2_7	Standard	12.500	4.67	3941.957	3941.957	12.500	12.5	0.0	NO		NO	bb
7	7	180918M2_8	Standard	12.500	4.67	3694.360	3694.360	12.500	12.5	0.0	NO		NO	bb
8	8	180918M2_9	Standard	12.500	4.67	3805.631	3805.631	12.500	12.5	0.0	NO		NO	bb
9	9	180918M2_10	Standard	12.500	4.67	3636.775	3636.775	12.500	12.5	0.0	NO		NO	bb
10	10	180918M2_11	Standard	12.500	4.67	3344.965	3344.965	12.500	12.5	0.0	NO		NO	bb

Compound name: 13C6-PFDA
Response Factor: 1
RRF SD: 1.33432e-016, Relative SD: 1.33432e-014
Response type: Internal Std (Ref 66), Area * (IS Conc. / IS Area)
Curve type: RF

	#	Name	Type	Std. Conc	RT	Area	IS Area	Response	Conc.	%Dev	Conc. Flag	CoD	CoD Flag	x=excluded
1	1	180918M2_2	Standard	12.500	4.97	26690.615	26690.615	12.500	12.5	0.0	NO		NO	bb
2	2	180918M2_3	Standard	12.500	4.97	27354.781	27354.781	12.500	12.5	0.0	NO		NO	bb
3	3	180918M2_4	Standard	12.500	4.96	27276.672	27276.672	12.500	12.5	0.0	NO		NO	bb
4	4	180918M2_5	Standard	12.500	4.96	26815.254	26815.254	12.500	12.5	0.0	NO		NO	bb
5	5	180918M2_6	Standard	12.500	4.97	28777.713	28777.713	12.500	12.5	0.0	NO		NO	bd
6	6	180918M2_7	Standard	12.500	4.96	27070.703	27070.703	12.500	12.5	0.0	NO		NO	bb
7	7	180918M2_8	Standard	12.500	4.96	26016.734	26016.734	12.500	12.5	0.0	NO		NO	bb
8	8	180918M2_9	Standard	12.500	4.96	26041.043	26041.043	12.500	12.5	0.0	NO		NO	bb
9	9	180918M2_10	Standard	12.500	4.96	23450.973	23450.973	12.500	12.5	0.0	NO		NO	bb
10	10	180918M2_11	Standard	12.500	4.97	20934.457	20934.457	12.500	12.5	0.0	NO		NO	bb

Dataset: F:\Projects\PFAS.PRO\Results\180918M2\180918M2-CRV.qld

Last Altered: Wednesday, September 19, 2018 09:27:22 Pacific Daylight Time
Printed: Wednesday, September 19, 2018 09:48:40 Pacific Daylight Time

Compound name: 13C7-PFUdA
Response Factor: 1
RRF SD: 8.27511e-017, Relative SD: 8.27511e-015
Response type: Internal Std (Ref 67), Area * (IS Conc. / IS Area)
Curve type: RF

	#	Name	Type	Std. Conc	RT	Area	IS Area	Response	Conc.	%Dev	Conc. Flag	CoD	CoD Flag	x=excluded
1	1	180918M2_2	Standard	12.500	5.30	33635.125	33635.125	12.500	12.5	0.0	NO		NO	bb
2	2	180918M2_3	Standard	12.500	5.30	34006.516	34006.516	12.500	12.5	0.0	NO		NO	bb
3	3	180918M2_4	Standard	12.500	5.30	34339.684	34339.684	12.500	12.5	0.0	NO		NO	bb
4	4	180918M2_5	Standard	12.500	5.30	33381.941	33381.941	12.500	12.5	0.0	NO		NO	bb
5	5	180918M2_6	Standard	12.500	5.30	32953.609	32953.609	12.500	12.5	0.0	NO		NO	bb
6	6	180918M2_7	Standard	12.500	5.30	32576.877	32576.877	12.500	12.5	0.0	NO		NO	bb
7	7	180918M2_8	Standard	12.500	5.30	32350.402	32350.402	12.500	12.5	0.0	NO		NO	bd
8	8	180918M2_9	Standard	12.500	5.30	29893.377	29893.377	12.500	12.5	0.0	NO		NO	bb
9	9	180918M2_10	Standard	12.500	5.30	28469.051	28469.051	12.500	12.5	0.0	NO		NO	bb
10	10	180918M2_11	Standard	12.500	5.30	25156.643	25156.643	12.500	12.5	0.0	NO		NO	bb

Dataset: F:\Projects\PFAS.PRO\Results\180918M2\180918M2-CRV.qld

Last Altered: Wednesday, September 19, 2018 09:27:22 Pacific Daylight Time
Printed: Wednesday, September 19, 2018 09:48:25 Pacific Daylight Time

Method: F:\Projects\PFAS.PRO\MethDB\PFAS_FULL_80C_091818_B.mdb 19 Sep 2018 09:27:20
Calibration: F:\Projects\PFAS.PRO\CurveDB\C18_VAL-PFAS_Q4_09-18-18.cdb 19 Sep 2018 09:23:23

Name: 180918M2_2, Date: 18-Sep-2018, Time: 16:33:03, ID: ST180918M2-1 PFC CS-2 18I1701, Description: PFC CS-2 18I1701

	#	Name	IS#	CoD	CoD Flag	%RSD
1	1	PFBA	36	0.9999	NO	
2	2	PFPeA	37	1.0000	NO	
3	3	PFBS	38	0.9996	NO	
4	4	4:2 FTS	39	0.9997	NO	
5	5	PFHxA	40	0.9993	NO	
6	6	PFPeS	38	0.9999	NO	
7	7	PFHpA	41	0.9995	NO	
8	8	L-PFHxS	42	0.9991	NO	
9	10	6:2 FTS	43	0.9996	NO	
10	11	L-PFOA	44	0.9996	NO	
11	13	PFHpS	47	0.9996	NO	
12	14	PFNA	45	0.9996	NO	
13	15	PFOSA	46	0.9987	NO	
14	16	L-PFOS	47	0.9995	NO	
15	18	PFDA	48	0.9998	NO	
16	19	8:2 FTS	49	0.9992	NO	
17	20	PFNS	47	0.9992	NO	
18	21	L-MeFOSAA	50	0.9999	NO	
19	23	L-EtFOSAA	52	0.9997	NO	

Dataset: F:\Projects\PFAS.PRO\Results\180918M2\180918M2-CRV.qld

Last Altered: Wednesday, September 19, 2018 09:27:22 Pacific Daylight Time
Printed: Wednesday, September 19, 2018 09:48:40 Pacific Daylight Time

Method: F:\Projects\PFAS.PRO\MethDB\PFAS_FULL_80C_091818_B.mdb 19 Sep 2018 09:27:20
Calibration: F:\Projects\PFAS.PRO\CurveDB\C18_VAL-PFAS_Q4_09-18-18.cdb 19 Sep 2018 09:23:23

Name: 180918M2_2, Date: 18-Sep-2018, Time: 16:33:03, ID: ST180918M2-1 PFC CS-2 18I1701, Description: PFC CS-2 18I1701

	#	Name	IS#	CoD	CoD Flag	%RSD
1	25	PFUdA	51	0.9998	NO	
2	26	PFDS	47	0.9998	NO	
3	27	PFDoA	53	0.9999	NO	
4	28	N-MeFOSA	54	0.9999	NO	
5	29	PFTrDA	53	0.9998	NO	
6	30	PFTeDA	55	0.9999	NO	
7	31	N-EtFOSA	56	0.9999	NO	
8	32	PFHxDA	57	0.9998	NO	
9	33	PFODA	57	0.9998	NO	
10	34	N-MeFOSE	58	0.9999	NO	
11	35	N-EtFOSE	59	0.9999	NO	
12	36	13C3-PFBA	60		NO	2.062
13	37	13C3-PFPeA	61		NO	3.607
14	38	13C3-PFBS	62		NO	4.217
15	39	13C2-4:2 FTS	62		NO	8.453
16	40	13C2-PFHxA	61		NO	3.016
17	41	13C4-PFHpA	61		NO	2.400
18	42	18O2-PFHxS	62		NO	4.790
19	43	13C2-6:2 FTS	65		NO	12.751
20	44	13C2-PFOA	63		NO	2.528
21	45	13C5-PFNA	64		NO	2.464
22	46	13C8-PFOSA	67		NO	4.958
23	47	13C8-PFOS	65		NO	2.262
24	48	13C2-PFDA	66		NO	5.091
25	49	13C2-8:2 FTS	65		NO	13.299
26	50	d3-N-MeFOSAA	67		NO	6.328
27	51	13C2-PFUdA	67		NO	3.901
28	52	d5-N-EtFOSAA	67		NO	3.779
29	53	13C2-PFDoA	66		NO	5.086
30	54	d3-N-MeFOSA	67		NO	7.955
31	55	13C2-PFTeDA	67		NO	13.134
32	56	d5-N-ETFOSA	67		NO	4.623

Dataset: F:\Projects\PFAS.PRO\Results\180918M2\180918M2-CRV.qld

Last Altered: Wednesday, September 19, 2018 09:27:22 Pacific Daylight Time
Printed: Wednesday, September 19, 2018 09:48:40 Pacific Daylight Time

Name: 180918M2_2, Date: 18-Sep-2018, Time: 16:33:03, ID: ST180918M2-1 PFC CS-2 18I1701, Description: PFC CS-2 18I1701

	#	Name	IS#	CoD	CoD Flag	%RSD
33	57	13C2-PFHxDA	67		NO	11.378
34	58	d7-N-MeFOSE	67		NO	10.101
35	59	d9-N-EtFOSE	67		NO	9.937
36	60	13C4-PFBA	60		NO	0.000
37	61	13C5-PFHxA	61		NO	0.000
38	62	13C3-PFHxS	62		NO	0.000
39	63	13C8-PFOA	63		NO	0.000
40	64	13C9-PFNA	64		NO	0.000
41	65	13C4-PFOS	65		NO	0.000
42	66	13C6-PFDA	66		NO	0.000
43	67	13C7-PFUdA	67		NO	0.000

Dataset: F:\Projects\PFAS.PRO\Results\180918M2\180918M2-CRV.qld

Last Altered: Wednesday, September 19, 2018 09:27:22 Pacific Daylight Time
Printed: Wednesday, September 19, 2018 09:53:00 Pacific Daylight Time

Name: 180918M2_7, Date: 18-Sep-2018, Time: 17:26:05, ID: ST180918M2-6 PFC CS3 18I1706, Description: PFC CS3 18I1706

	Name	Ion Ratio	Ratio out?
1	PFBA		
2	PFPeA		
3	PFBS	2.497	NO
4	4:2 FTS	1.742	NO
5	PFHxA	14.579	NO
6	PFPeS	1.430	NO
7	PFHpA	13.926	NO
8	L-PFHxS	1.666	NO
9	6:2 FTS	2.873	NO
10	L-PFOA	3.274	NO
11	PFHpS	1.911	NO
12	PFNA	4.663	NO
13	PFOSA	27.306	NO
14	L-PFOS	1.898	NO
15	PFDA	5.615	NO
16	8:2 FTS	2.230	NO
17	PFNS	1.440	NO
18	L-MeFOSAA	2.541	NO
19	L-EtFOSAA	1.340	NO

Vista Analytical Laboratory

Dataset: F:\Projects\PFAS.PRO\Results\180918M2\180918M2-CRV.qld

Last Altered: Wednesday, September 19, 2018 09:27:22 Pacific Daylight Time
Printed: Wednesday, September 19, 2018 09:54:20 Pacific Daylight Time

Method: F:\Projects\PFAS.PRO\MethDB\PFAS_FULL_80C_091818_B.mdb 19 Sep 2018 09:27:20
Calibration: F:\Projects\PFAS.PRO\CurveDB\C18_VAL-PFAS_Q4_09-18-18.cdb 19 Sep 2018 09:23:23

Name: 180918M2_7, Date: 18-Sep-2018, Time: 17:26:05, ID: ST180918M2-6 PFC CS3 18I1706, Description: PFC CS3 18I1706

	Name	Ion Ratio	Ratio out?
1	PFUdA	10.632	NO
2	PFDS	1.720	NO
3	PFDoA	9.929	NO
4	N-MeFOSA	1.504	NO
5	PFTrDA	31.626	NO
6	PFTeDA	14.345	NO
7	N-EtFOSA	1.596	NO
8	PFHxDA	29.483	NO
9	PFODA		
10	N-MeFOSE		
11	N-EtFOSE		

Quantify Compound Summary Report **MassLynx MassLynx V4.1 SCN945 SCN960**
Vista Analytical Laboratory

Dataset: Untitled

Last Altered: Wednesday, September 19, 2018 09:55:18 Pacific Daylight Time
Printed: Wednesday, September 19, 2018 09:55:33 Pacific Daylight Time

Method: F:\Projects\PFAS.PRO\MethDB\PFAS_FULL_80C_091818_B.mdb 19 Sep 2018 09:27:20
Calibration: F:\Projects\PFAS.PRO\CurveDB\C18_VAL-PFAS_Q4_09-18-18.cdb 19 Sep 2018 09:23:23

Compound name: PFBA

	#	Name	ID	Acq.Date	Acq.Time
1	1	180918M2_1	IPA	18-Sep-18	16:22:27
2	2	180918M2_2	ST180918M2-1 PFC CS-2 18I1701	18-Sep-18	16:33:03
3	3	180918M2_3	ST180918M2-2 PFC CS-1 18I1702	18-Sep-18	16:43:37
4	4	180918M2_4	ST180918M2-3 PFC CS0 18I1703	18-Sep-18	16:54:15
5	5	180918M2_5	ST180918M2-4 PFC CS1 18I1704	18-Sep-18	17:04:53
6	6	180918M2_6	ST180918M2-5 PFC CS2 18I1705	18-Sep-18	17:15:27
7	7	180918M2_7	ST180918M2-6 PFC CS3 18I1706	18-Sep-18	17:26:05
8	8	180918M2_8	ST180918M2-7 PFC CS4 18I1707	18-Sep-18	17:36:38
9	9	180918M2_9	ST180918M2-8 PFC CS5 18I1708	18-Sep-18	17:47:17
10	10	180918M2_10	ST180918M2-9 PFC CS6 18I1709	18-Sep-18	17:57:50
11	11	180918M2_11	ST180918M2-10 PFC CS7 18I1710	18-Sep-18	18:08:28
12	12	180918M2_12	IPA	18-Sep-18	18:19:01
13	13	180918M2_13	ICV180918M2-1 PFC ICV 18I1711	18-Sep-18	18:29:40

Dataset: F:\Projects\PFAS.PRO\Results\180918M2\180918M2-CRV.qld

Last Altered: Wednesday, September 19, 2018 09:27:22 Pacific Daylight Time
Printed: Wednesday, September 19, 2018 09:50:42 Pacific Daylight Time

Method: F:\Projects\PFAS.PRO\MethDB\PFAS_FULL_80C_091818_B.mdb 19 Sep 2018 09:27:20
Calibration: F:\Projects\PFAS.PRO\CurveDB\C18_VAL-PFAS_Q4_09-18-18.cdb 19 Sep 2018 09:23:23

Compound name: PFBA
Correlation coefficient: r = 0.999934, r^2 = 0.999869
Calibration curve: 1.14234 * x + 0.0149821
Response type: Internal Std (Ref 36), Area * (IS Conc. / IS Area)
Curve type: Linear, Origin: Exclude, Weighting: 1/x, Axis trans: None

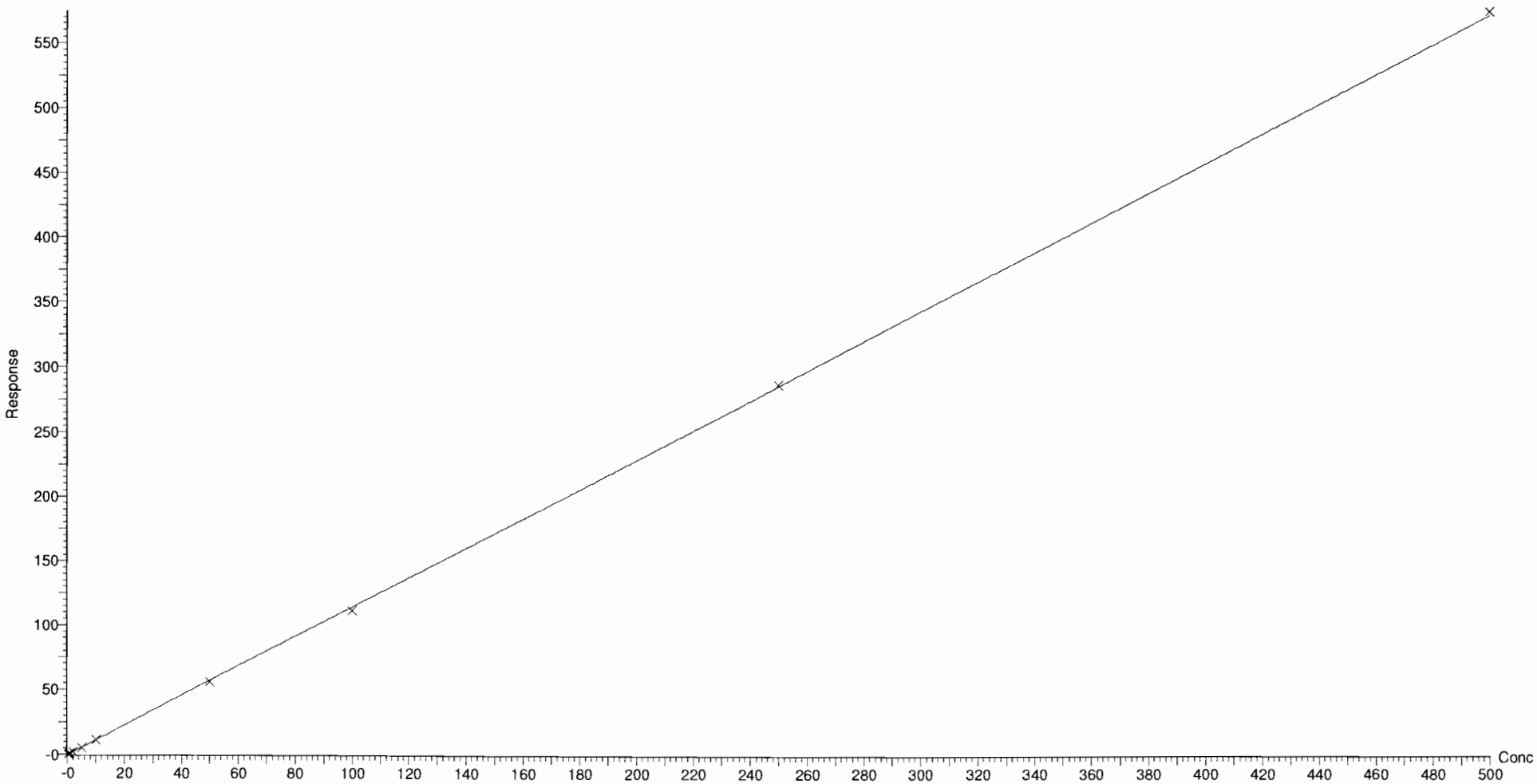

Dataset: F:\Projects\PFAS.PRO\Results\180918M2\180918M2-CRV.qld

Last Altered: Wednesday, September 19, 2018 09:27:22 Pacific Daylight Time
Printed: Wednesday, September 19, 2018 09:50:42 Pacific Daylight Time

Compound name: PFPeA
Coefficient of Determination: R^2 = 0.999981
Calibration curve: -1.20866e-005 * x^2 + 0.977006 * x + 0.00203591
Response type: Internal Std (Ref 37), Area * (IS Conc. / IS Area)
Curve type: 2nd Order, Origin: Exclude, Weighting: 1/x, Axis trans: None

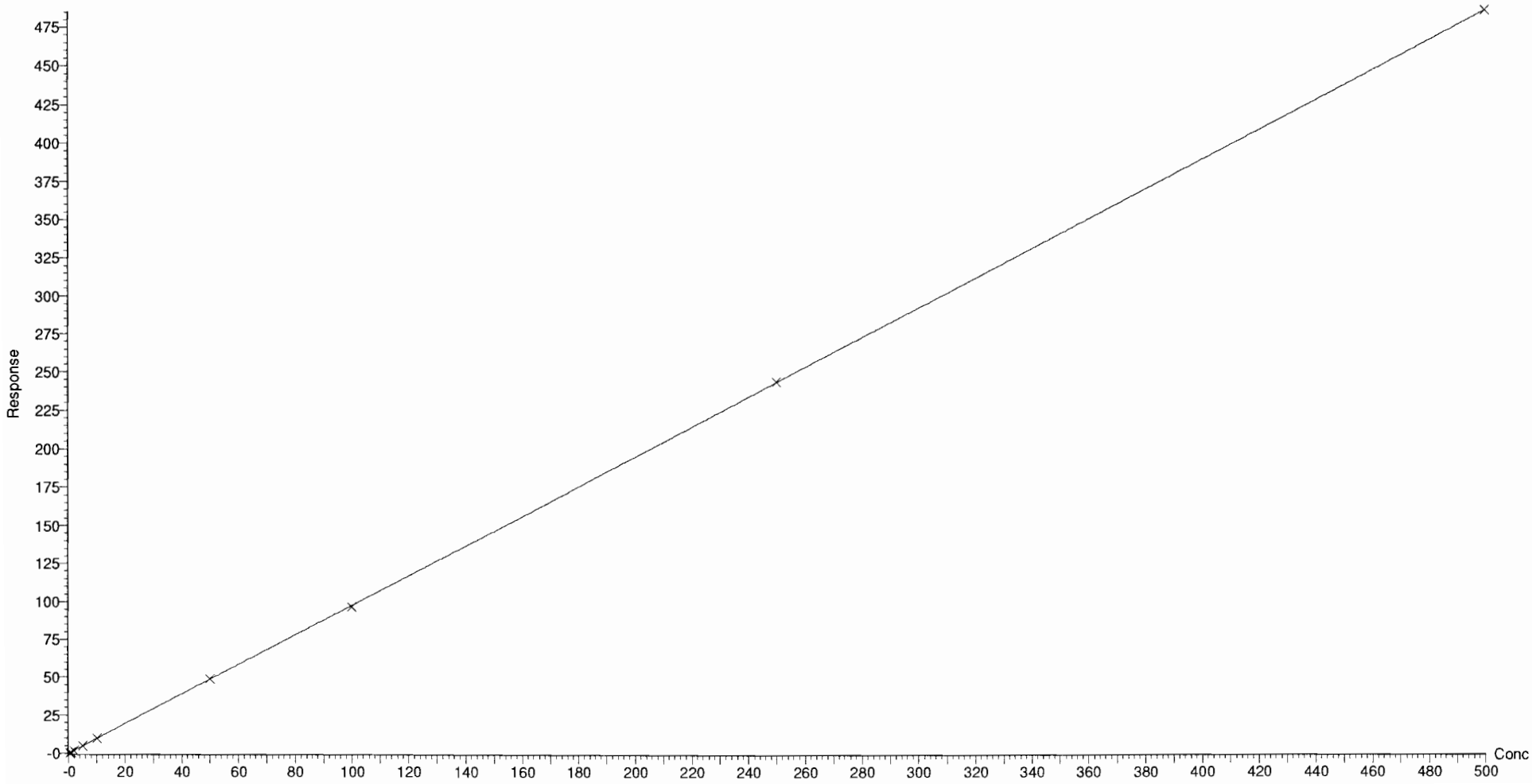

Vista Analytical Laboratory Q1

Dataset: F:\Projects\PFAS.PRO\Results\180918M2\180918M2-CRV.qld

Last Altered: Wednesday, September 19, 2018 09:27:22 Pacific Daylight Time
Printed: Wednesday, September 19, 2018 09:50:42 Pacific Daylight Time

Compound name: PFBS
Coefficient of Determination: R^2 = 0.999603
Calibration curve: -0.000177953 * x^2 + 1.93413 * x + -0.182531
Response type: Internal Std (Ref 38), Area * (IS Conc. / IS Area)
Curve type: 2nd Order, Origin: Exclude, Weighting: 1/x, Axis trans: None

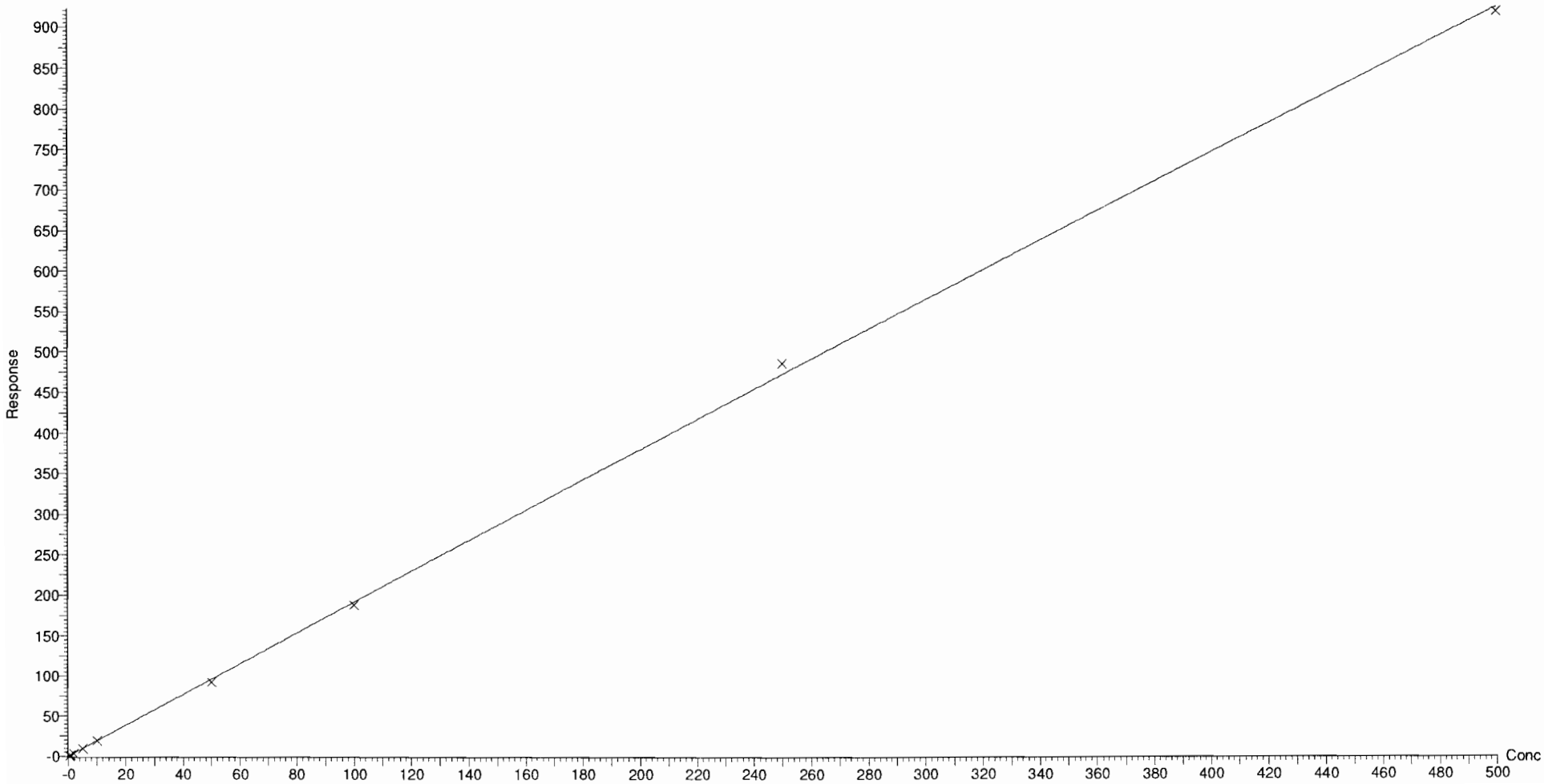

Dataset: F:\Projects\PFAS.PRO\Results\180918M2\180918M2-CRV.qld

Last Altered: Wednesday, September 19, 2018 09:27:22 Pacific Daylight Time
Printed: Wednesday, September 19, 2018 09:50:42 Pacific Daylight Time

Compound name: 4:2 FTS
Coefficient of Determination: R^2 = 0.999703
Calibration curve: -0.0028144 * x^2 + 1.04573 * x + 0.0326315
Response type: Internal Std (Ref 39), Area * (IS Conc. / IS Area)
Curve type: 2nd Order, Origin: Exclude, Weighting: 1/x, Axis trans: None

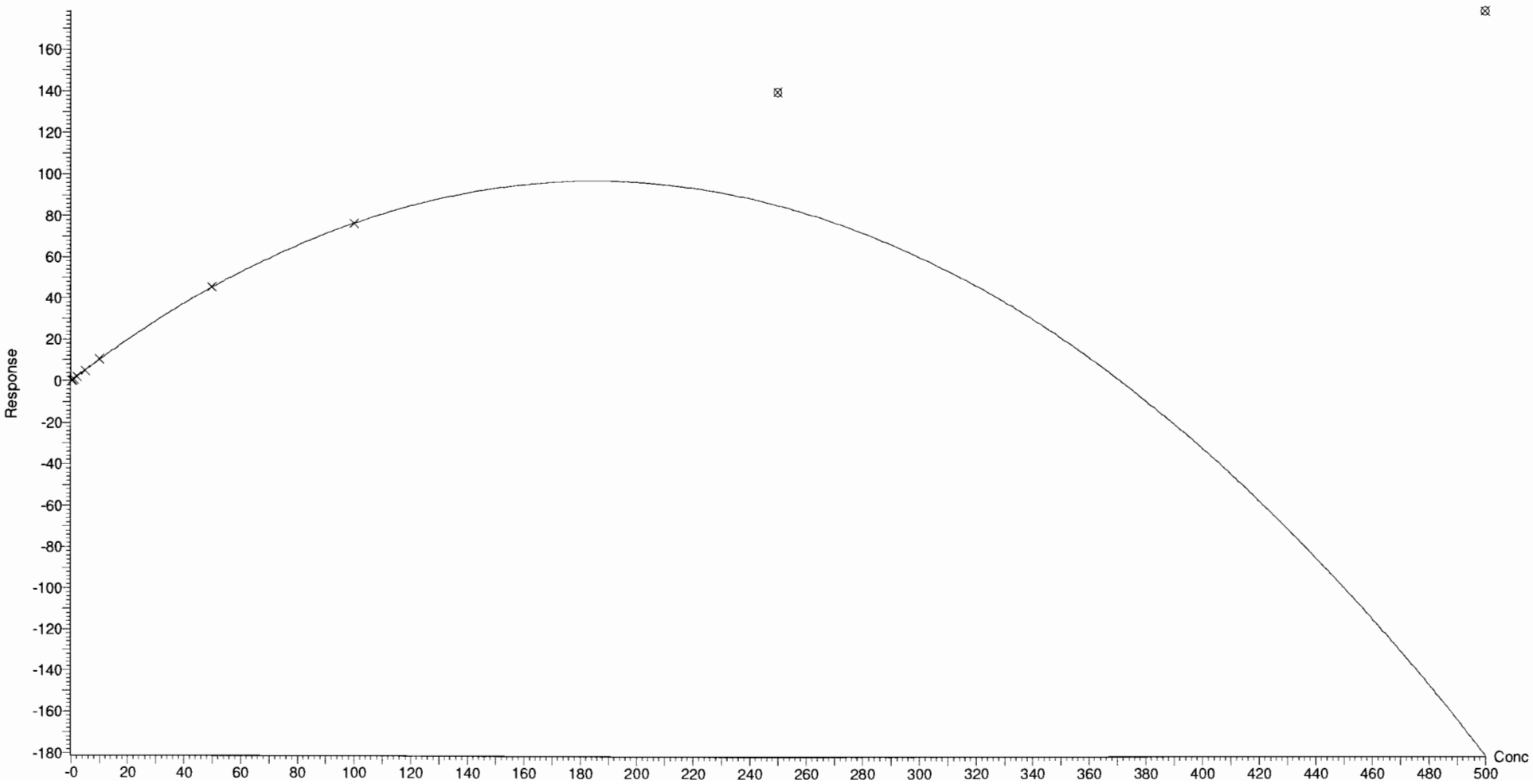

Dataset: F:\Projects\PFAS.PRO\Results\180918M2\180918M2-CRV.qld

Last Altered: Wednesday, September 19, 2018 09:27:22 Pacific Daylight Time
Printed: Wednesday, September 19, 2018 09:50:42 Pacific Daylight Time

Compound name: PFHxA
Coefficient of Determination: R^2 = 0.999261
Calibration curve: -0.00011512 * x^2 + 0.986785 * x + 0.0238707
Response type: Internal Std (Ref 40), Area * (IS Conc. / IS Area)
Curve type: 2nd Order, Origin: Include, Weighting: 1/x, Axis trans: None

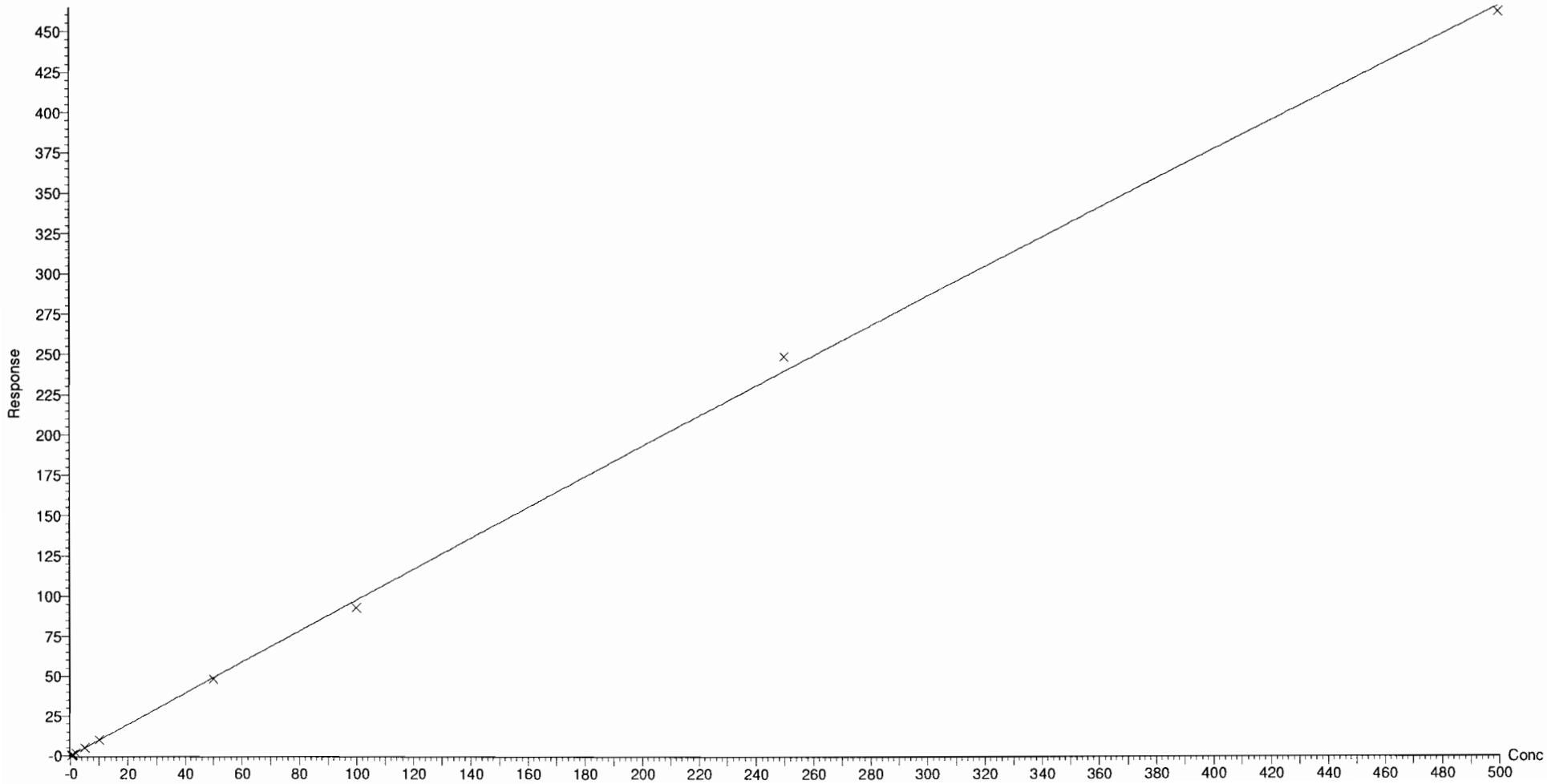

Dataset: F:\Projects\PFAS.PRO\Results\180918M2\180918M2-CRV.qld

Last Altered: Wednesday, September 19, 2018 09:27:22 Pacific Daylight Time
Printed: Wednesday, September 19, 2018 09:50:42 Pacific Daylight Time

Compound name: PFPeS
Coefficient of Determination: R^2 = 0.999931
Calibration curve: -0.000171513 * x^2 + 1.54764 * x + -0.0688081
Response type: Internal Std (Ref 38), Area * (IS Conc. / IS Area)
Curve type: 2nd Order, Origin: Exclude, Weighting: 1/x, Axis trans: None

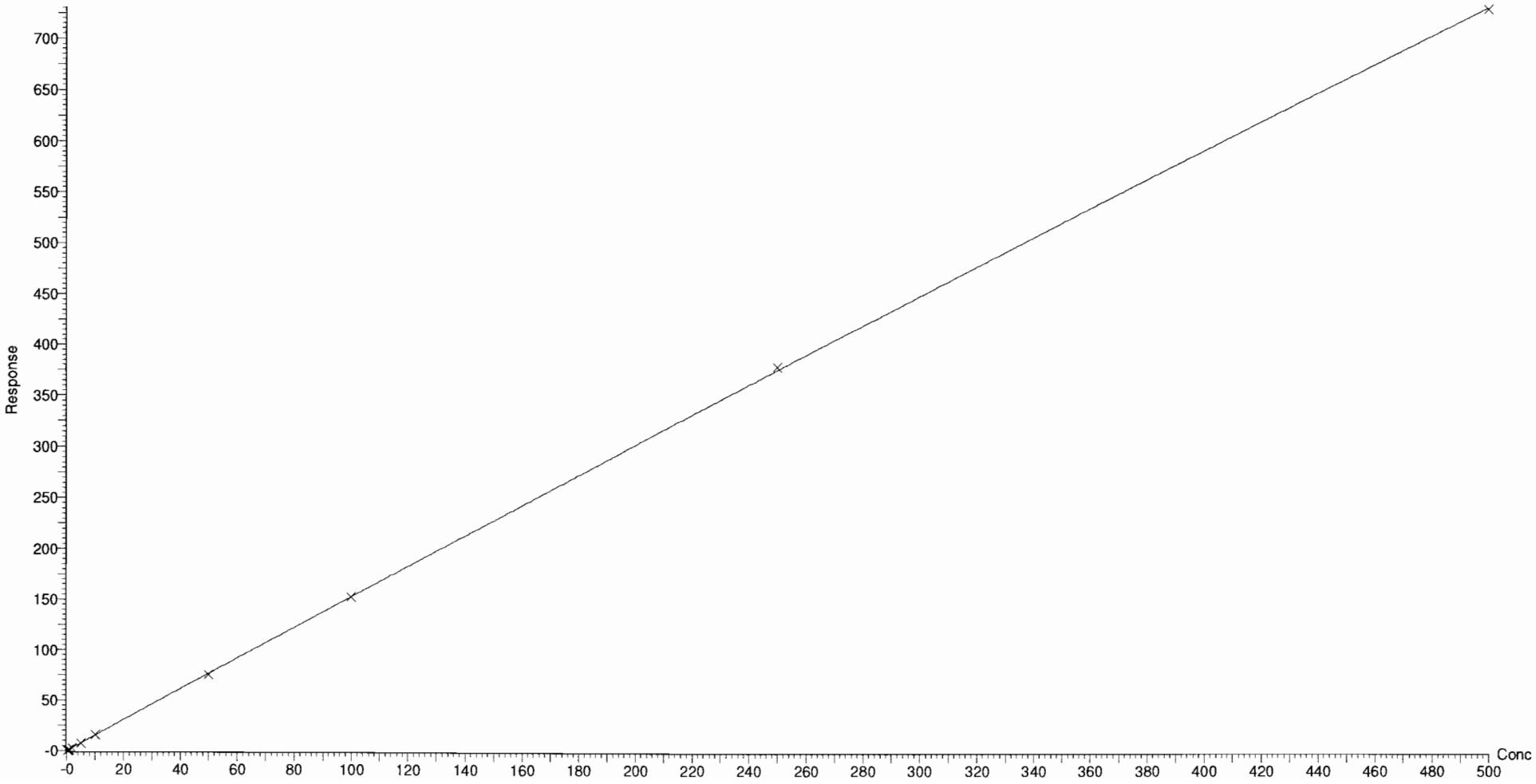

Dataset: F:\Projects\PFAS.PRO\Results\180918M2\180918M2-CRV.qld

Last Altered: Wednesday, September 19, 2018 09:27:22 Pacific Daylight Time
Printed: Wednesday, September 19, 2018 09:50:42 Pacific Daylight Time

Compound name: PFHpA
Correlation coefficient: r = 0.999752, r^2 = 0.999503
Calibration curve: 1.21281 * x + -0.00423518
Response type: Internal Std (Ref 41), Area * (IS Conc. / IS Area)
Curve type: Linear, Origin: Exclude, Weighting: 1/x, Axis trans: None

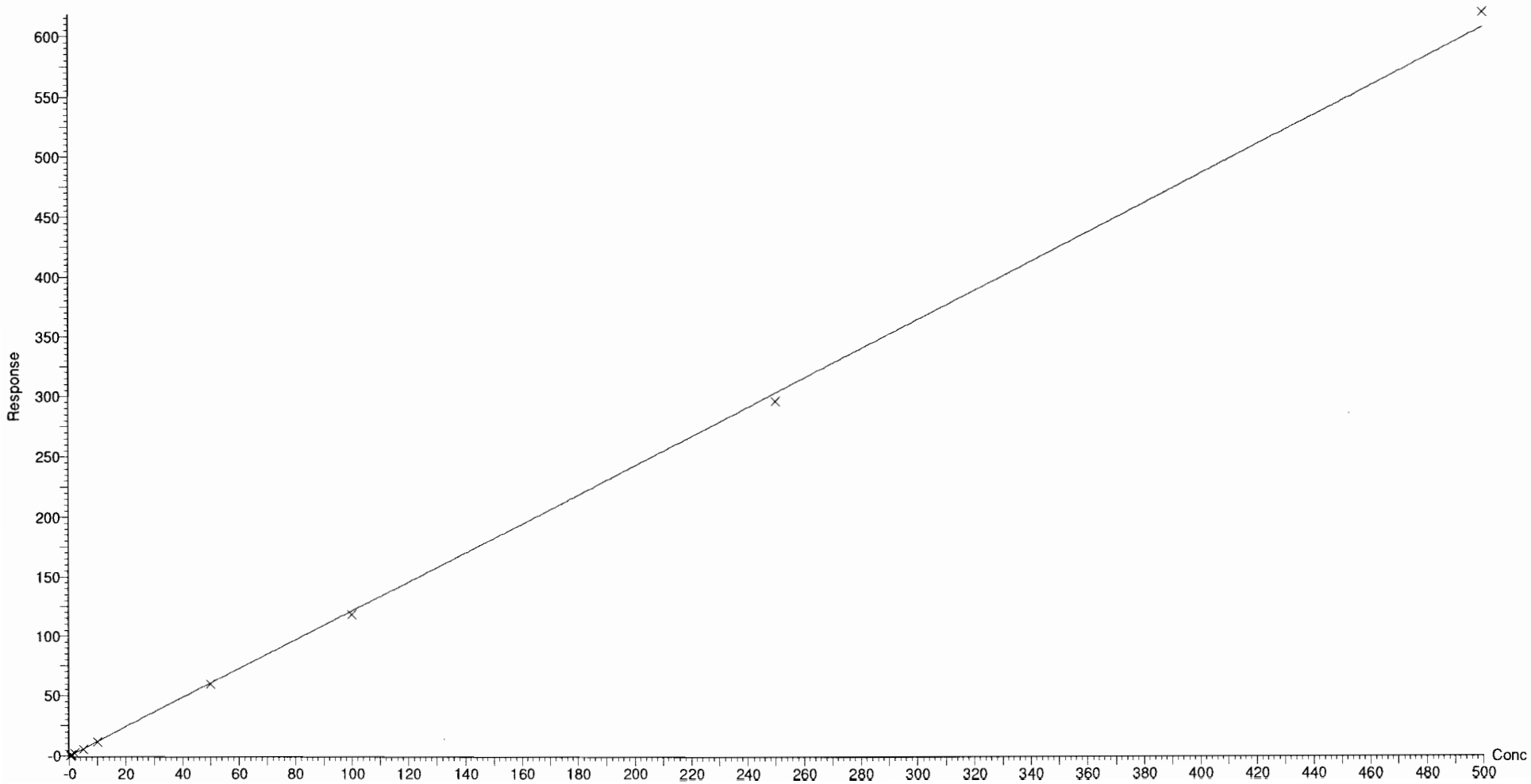

Dataset: F:\Projects\PFAS.PRO\Results\180918M2\180918M2-CRV.qld

Last Altered: Wednesday, September 19, 2018 09:27:22 Pacific Daylight Time
Printed: Wednesday, September 19, 2018 09:50:42 Pacific Daylight Time

Compound name: L-PFHxS
Coefficient of Determination: R^2 = 0.999101
Calibration curve: -0.000284739 * x^2 + 1.93672 * x + -0.0616474
Response type: Internal Std (Ref 42), Area * (IS Conc. / IS Area)
Curve type: 2nd Order, Origin: Include, Weighting: 1/x, Axis trans: None

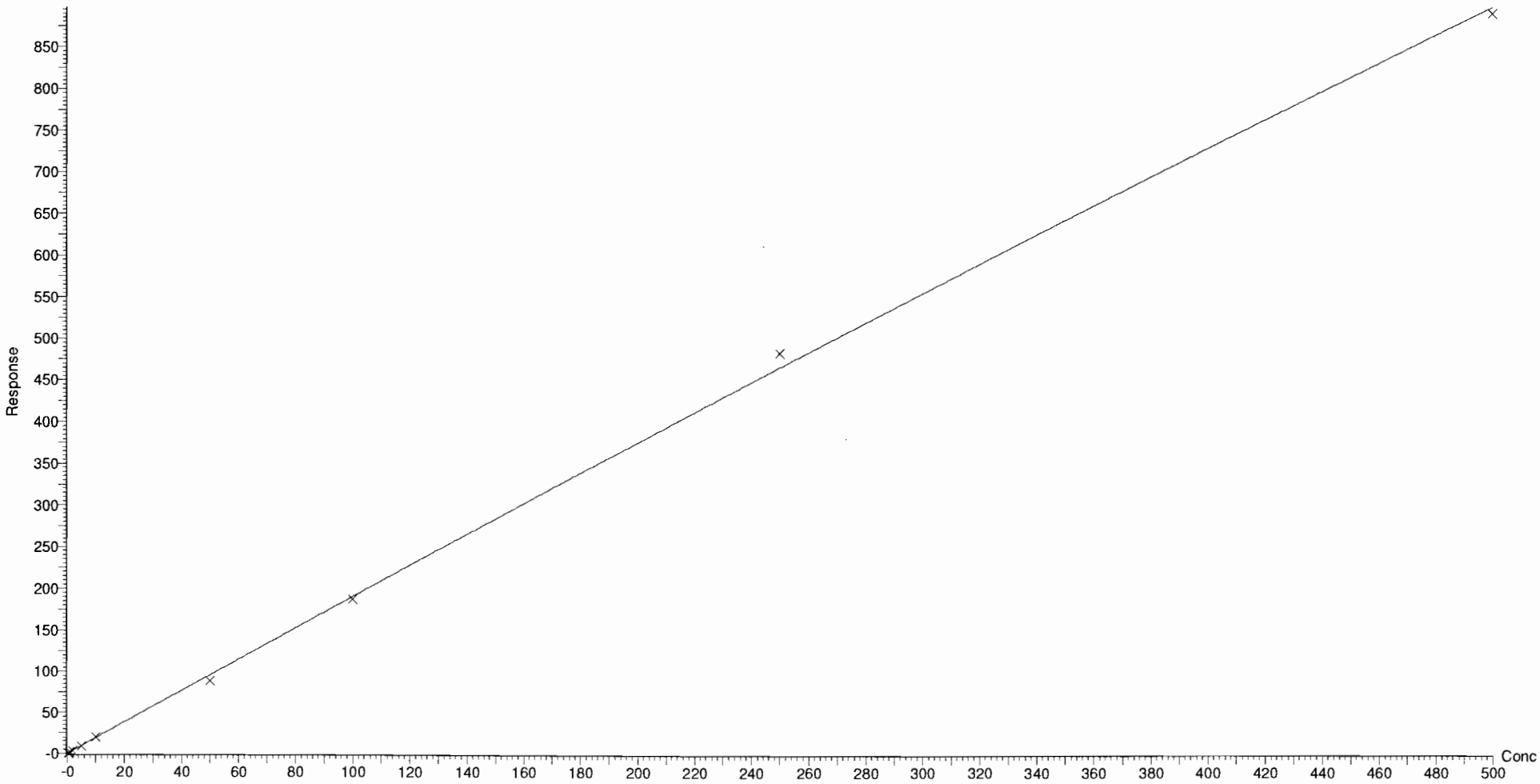

Dataset: F:\Projects\PFAS.PRO\Results\180918M2\180918M2-CRV.qld

Last Altered: Wednesday, September 19, 2018 09:27:22 Pacific Daylight Time
Printed: Wednesday, September 19, 2018 09:50:42 Pacific Daylight Time

Compound name: 6:2 FTS
Coefficient of Determination: R^2 = 0.999619
Calibration curve: -0.0037 * x^2 + 1.25686 * x + -0.0211278
Response type: Internal Std (Ref 43), Area * (IS Conc. / IS Area)
Curve type: 2nd Order, Origin: Include, Weighting: 1/x, Axis trans: None

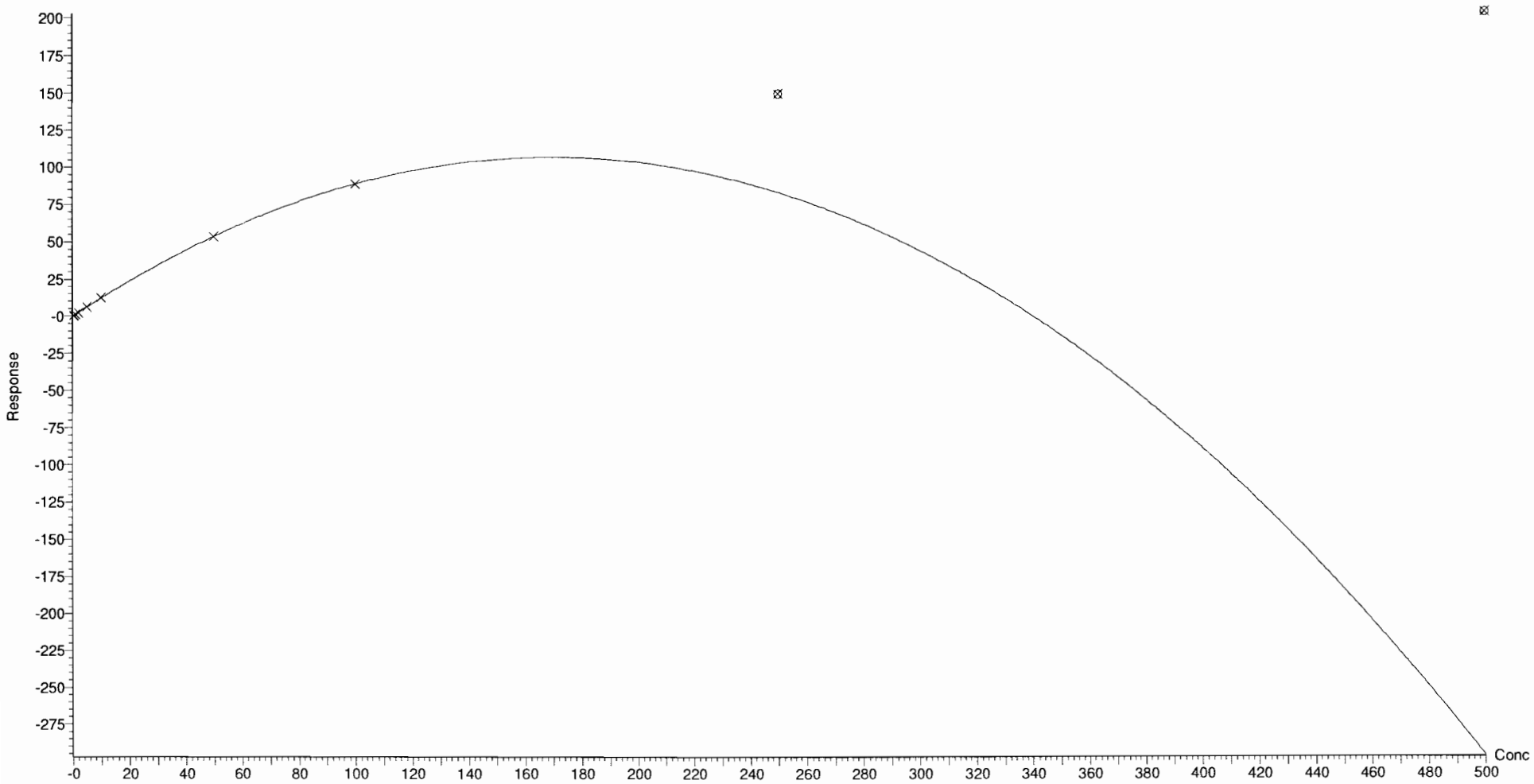

Dataset: F:\Projects\PFAS.PRO\Results\180918M2\180918M2-CRV.qld

Last Altered: Wednesday, September 19, 2018 09:27:22 Pacific Daylight Time
Printed: Wednesday, September 19, 2018 09:50:42 Pacific Daylight Time

Compound name: L-PFOA
Coefficient of Determination: R^2 = 0.999643
Calibration curve: -0.00018099 * x^2 + 1.43793 * x + 0.0253931
Response type: Internal Std (Ref 44), Area * (IS Conc. / IS Area)
Curve type: 2nd Order, Origin: Exclude, Weighting: 1/x, Axis trans: None

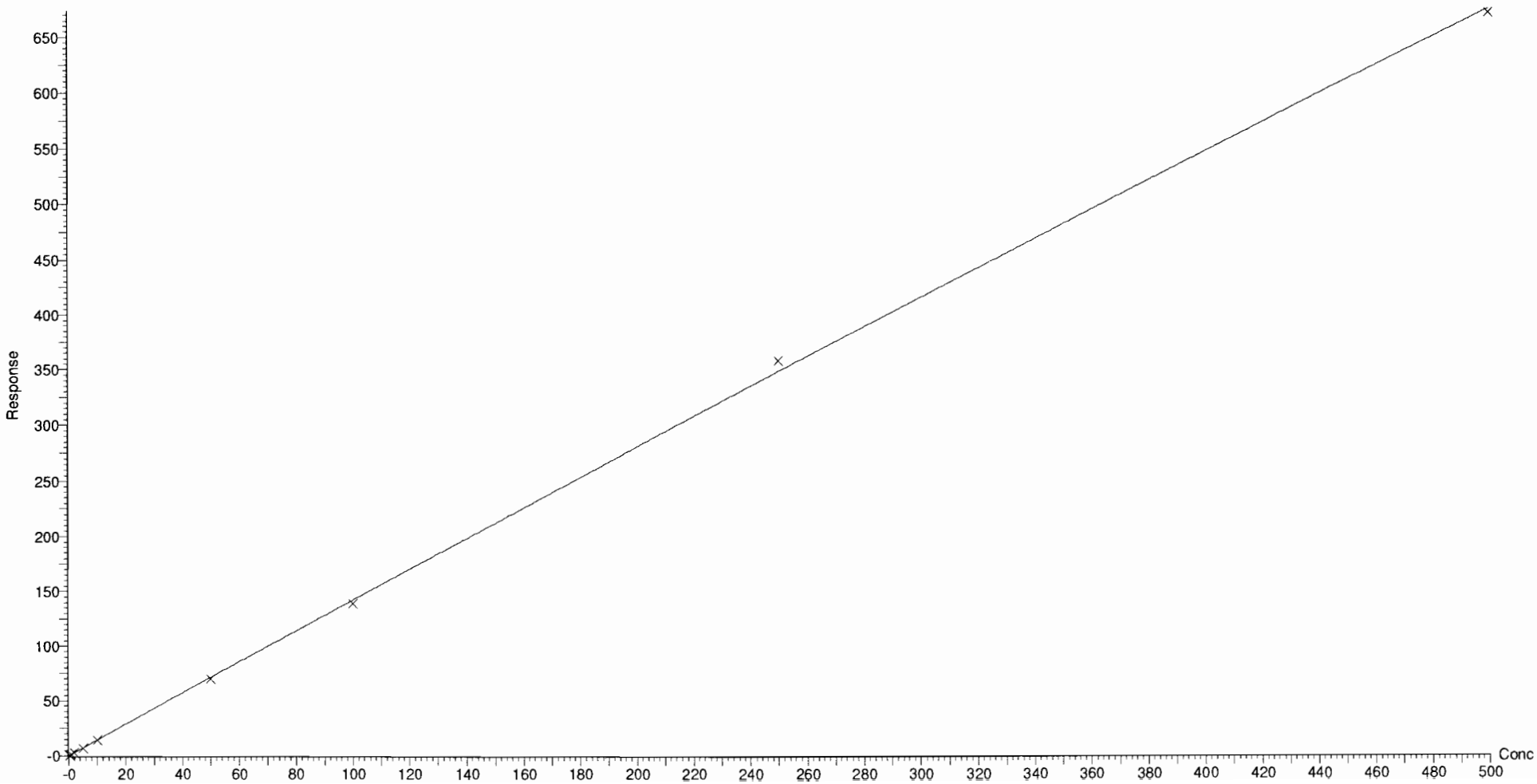

Dataset: F:\Projects\PFAS.PRO\Results\180918M2\180918M2-CRV.qld

Last Altered: Wednesday, September 19, 2018 09:27:22 Pacific Daylight Time
Printed: Wednesday, September 19, 2018 09:50:42 Pacific Daylight Time

Compound name: PFHpS
Coefficient of Determination: R^2 = 0.999571
Calibration curve: -9.25113e-006 * x^2 + 0.875113 * x + 0.0309929
Response type: Internal Std (Ref 47), Area * (IS Conc. / IS Area)
Curve type: 2nd Order, Origin: Exclude, Weighting: 1/x, Axis trans: None

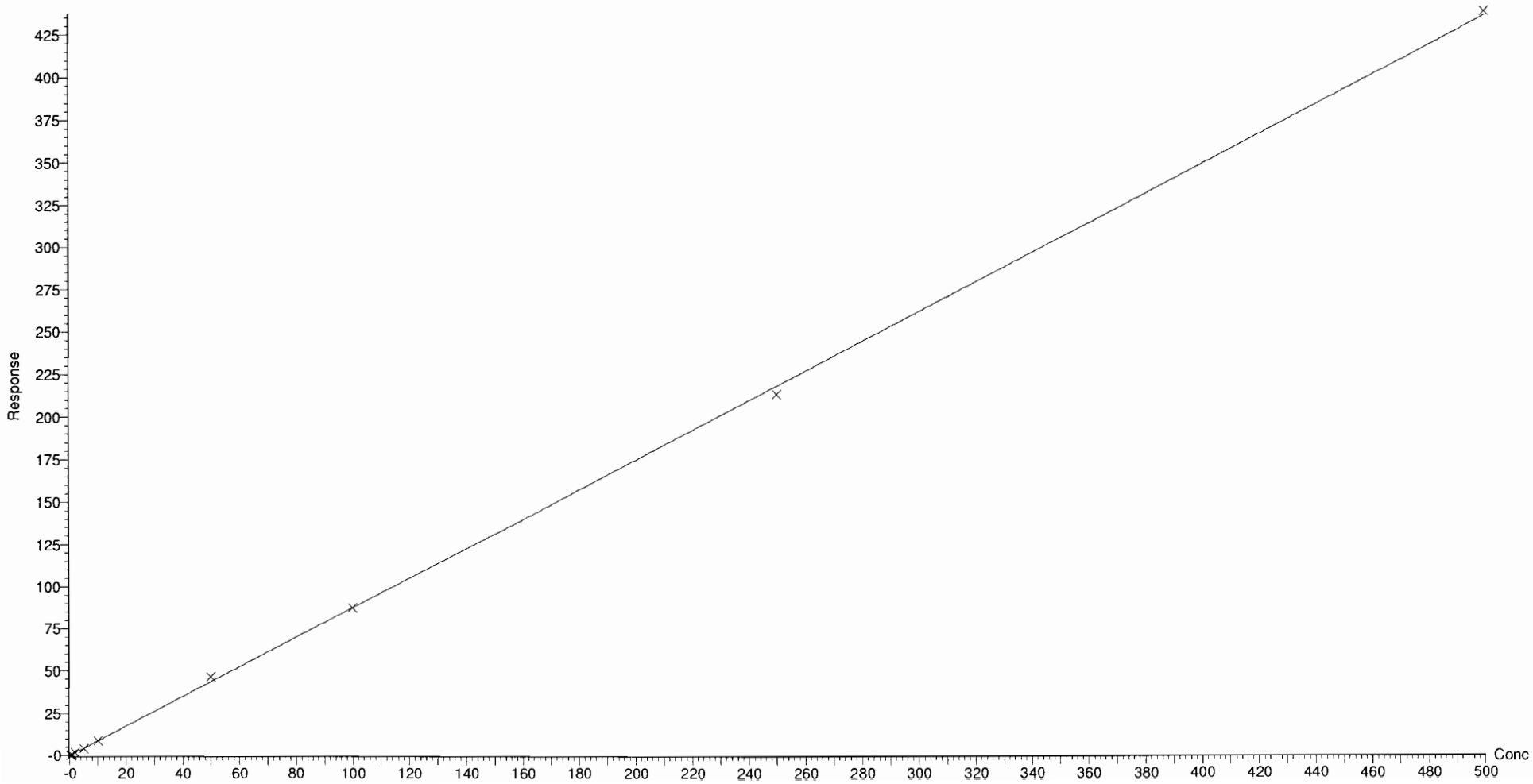

Dataset: F:\Projects\PFAS.PRO\Results\180918M2\180918M2-CRV.qld

Last Altered: Wednesday, September 19, 2018 09:27:22 Pacific Daylight Time
Printed: Wednesday, September 19, 2018 09:50:42 Pacific Daylight Time

Compound name: PFNA
Coefficient of Determination: R^2 = 0.999587
Calibration curve: -3.11884e-006 * x^2 + 1.14526 * x + 0.0140136
Response type: Internal Std (Ref 45), Area * (IS Conc. / IS Area)
Curve type: 2nd Order, Origin: Exclude, Weighting: 1/x, Axis trans: None

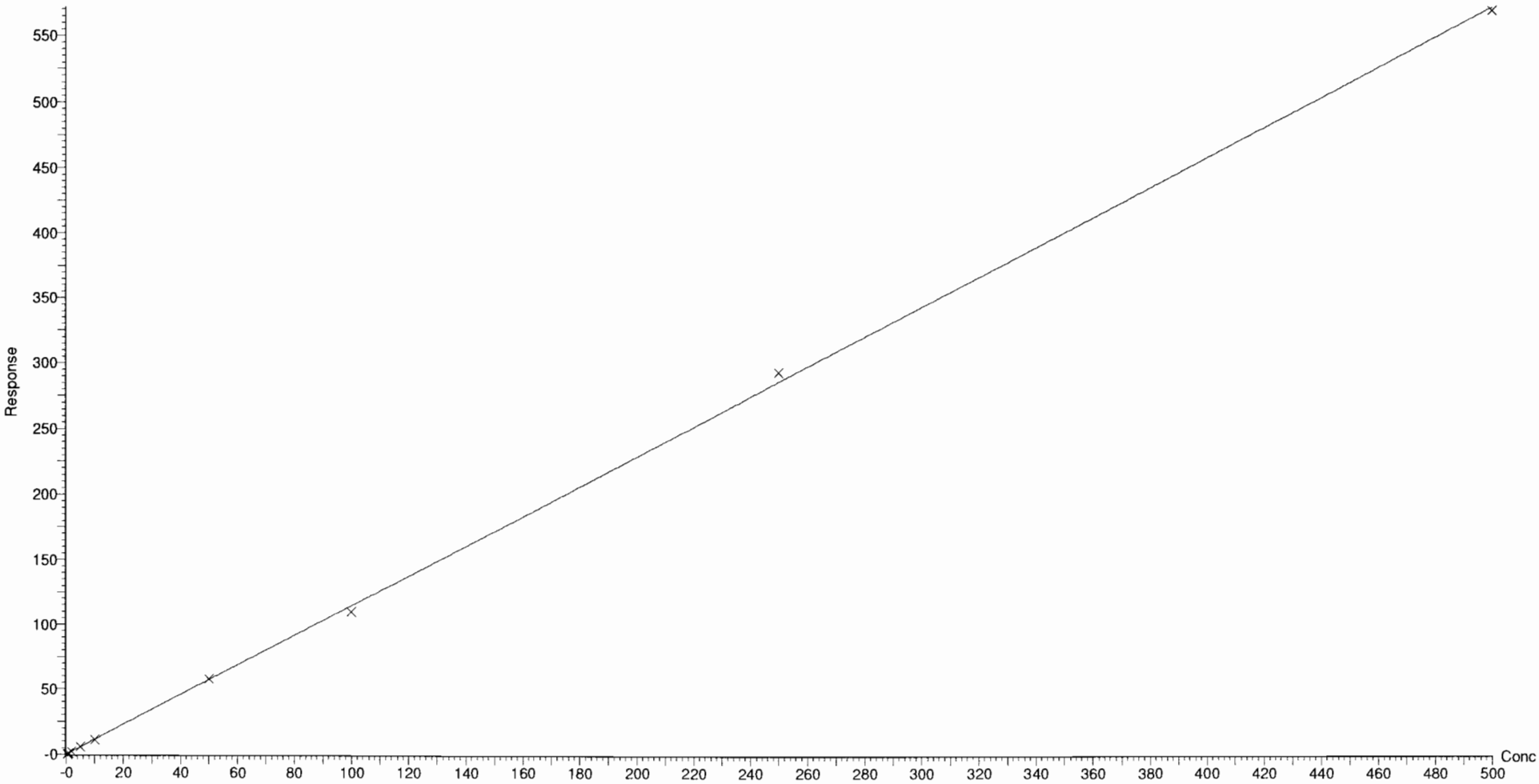

Dataset: F:\Projects\PFAS.PRO\Results\180918M2\180918M2-CRV.qld

Last Altered: Wednesday, September 19, 2018 09:27:22 Pacific Daylight Time
Printed: Wednesday, September 19, 2018 09:50:42 Pacific Daylight Time

Compound name: PFOSA
Coefficient of Determination: R^2 = 0.998668
Calibration curve: 7.89975e-005 * x^2 + 1.0854 * x + -0.0129573
Response type: Internal Std (Ref 46), Area * (IS Conc. / IS Area)
Curve type: 2nd Order, Origin: Exclude, Weighting: 1/x, Axis trans: None

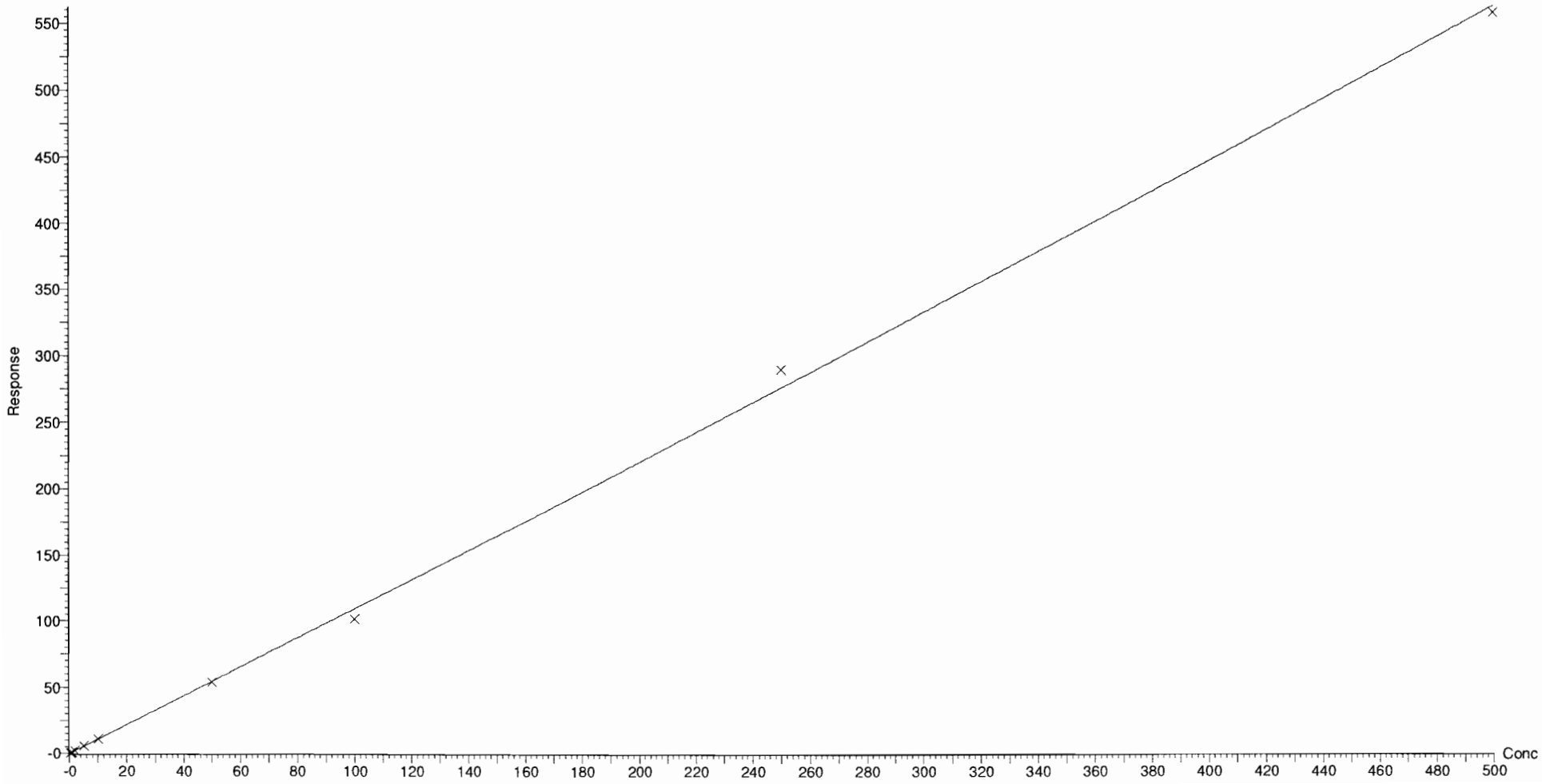

Dataset: F:\Projects\PFAS.PRO\Results\180918M2\180918M2-CRV.qld

Last Altered: Wednesday, September 19, 2018 09:27:22 Pacific Daylight Time
Printed: Wednesday, September 19, 2018 09:50:42 Pacific Daylight Time

Compound name: L-PFOS
Coefficient of Determination: R^2 = 0.999495
Calibration curve: 3.68662e-005 * x^2 + 0.996831 * x + 0.00959016
Response type: Internal Std (Ref 47), Area * (IS Conc. / IS Area)
Curve type: 2nd Order, Origin: Include, Weighting: 1/x, Axis trans: None

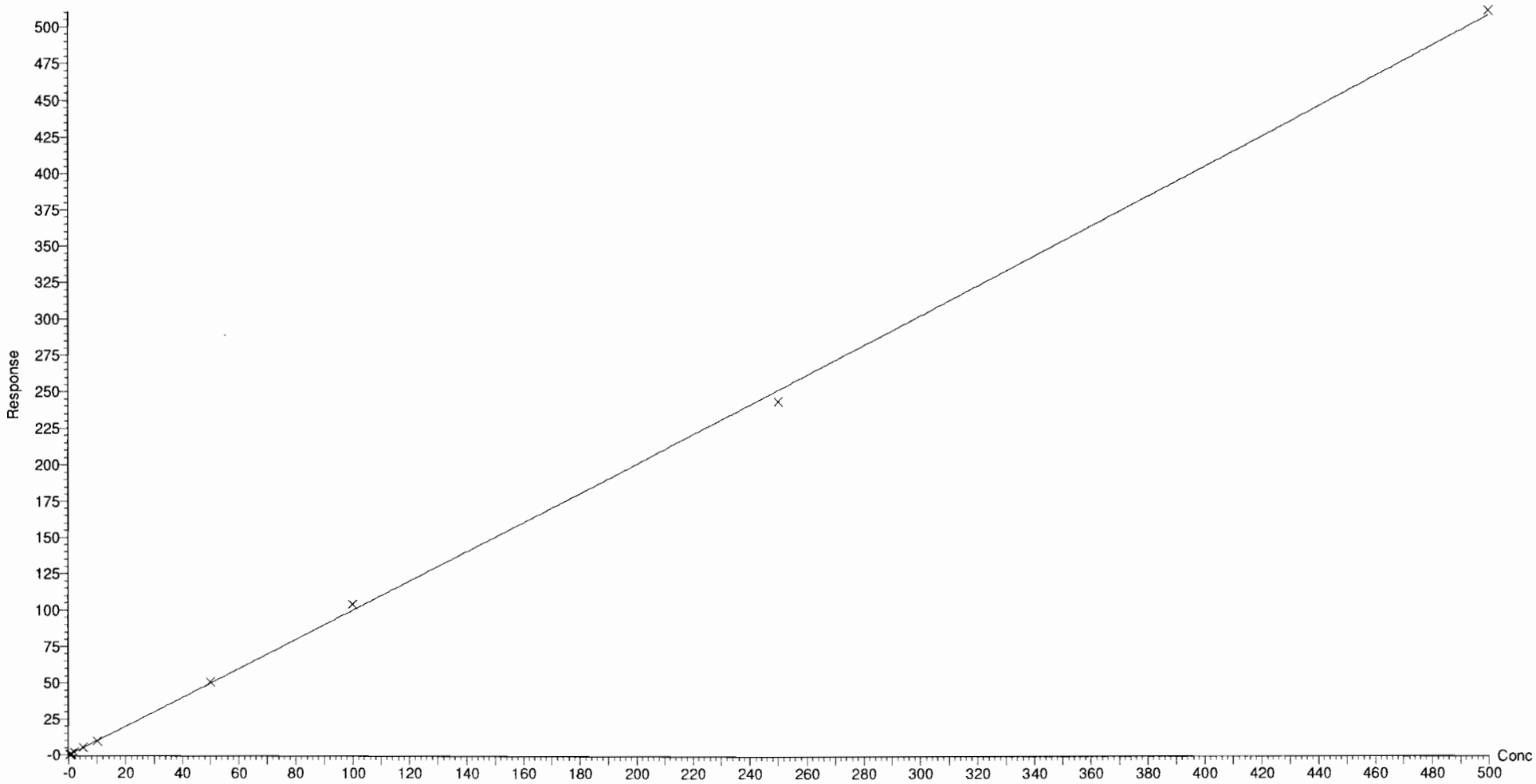

Dataset: F:\Projects\PFAS.PRO\Results\180918M2\180918M2-CRV.qld

Last Altered: Wednesday, September 19, 2018 09:27:22 Pacific Daylight Time
Printed: Wednesday, September 19, 2018 09:50:42 Pacific Daylight Time

Compound name: PFDA
Coefficient of Determination: R^2 = 0.999841
Calibration curve: -0.000172959 * x^2 + 1.27083 * x + 0.0329564
Response type: Internal Std (Ref 48), Area * (IS Conc. / IS Area)
Curve type: 2nd Order, Origin: Exclude, Weighting: 1/x, Axis trans: None

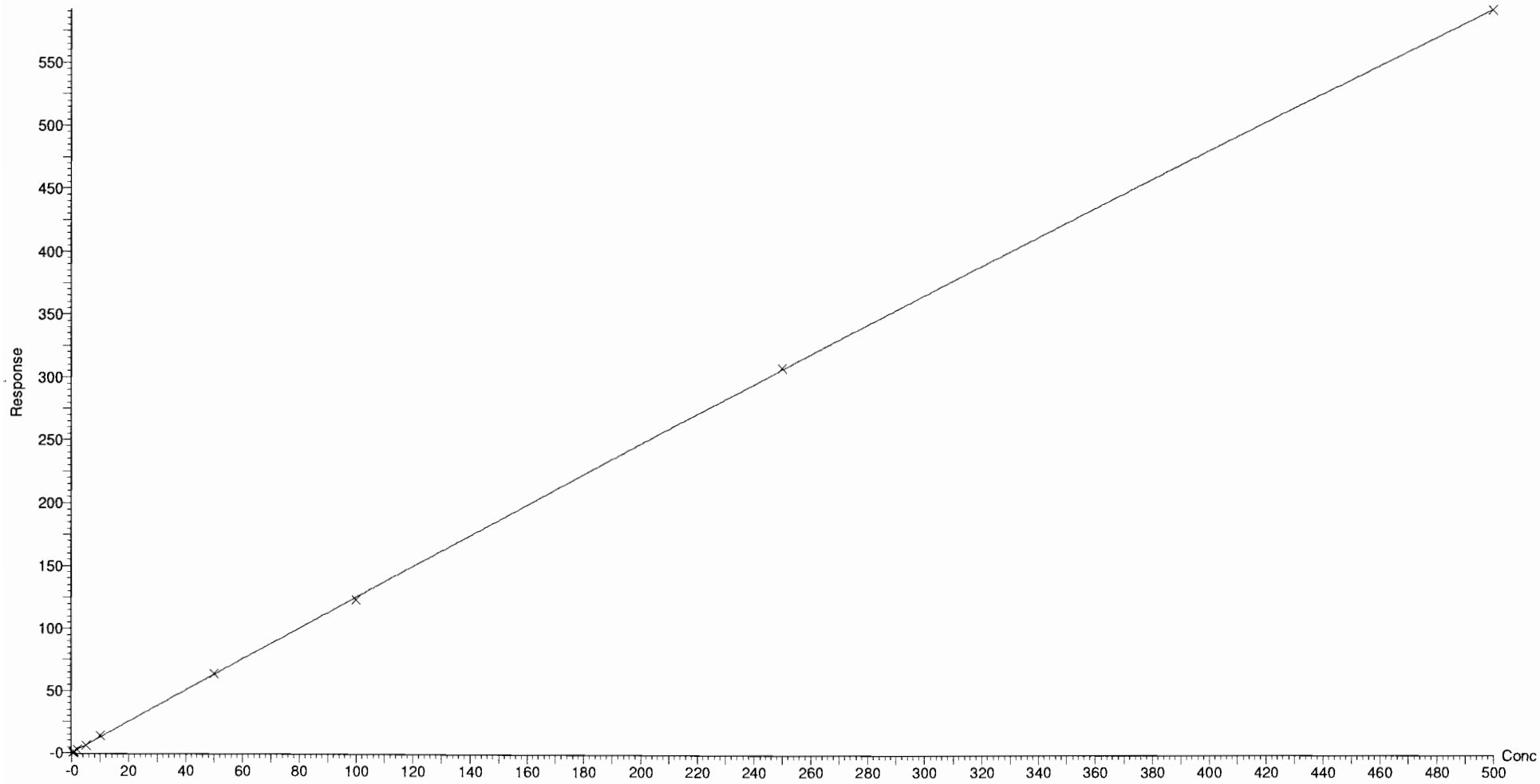

Dataset: F:\Projects\PFAS.PRO\Results\180918M2\180918M2-CRV.qld

Last Altered: Wednesday, September 19, 2018 09:27:22 Pacific Daylight Time
Printed: Wednesday, September 19, 2018 09:50:42 Pacific Daylight Time

Compound name: 8:2 FTS
Coefficient of Determination: R^2 = 0.999170
Calibration curve: -0.00514809 * x^2 + 1.54937 * x + -0.00372973
Response type: Internal Std (Ref 49), Area * (IS Conc. / IS Area)
Curve type: 2nd Order, Origin: Exclude, Weighting: 1/x, Axis trans: None

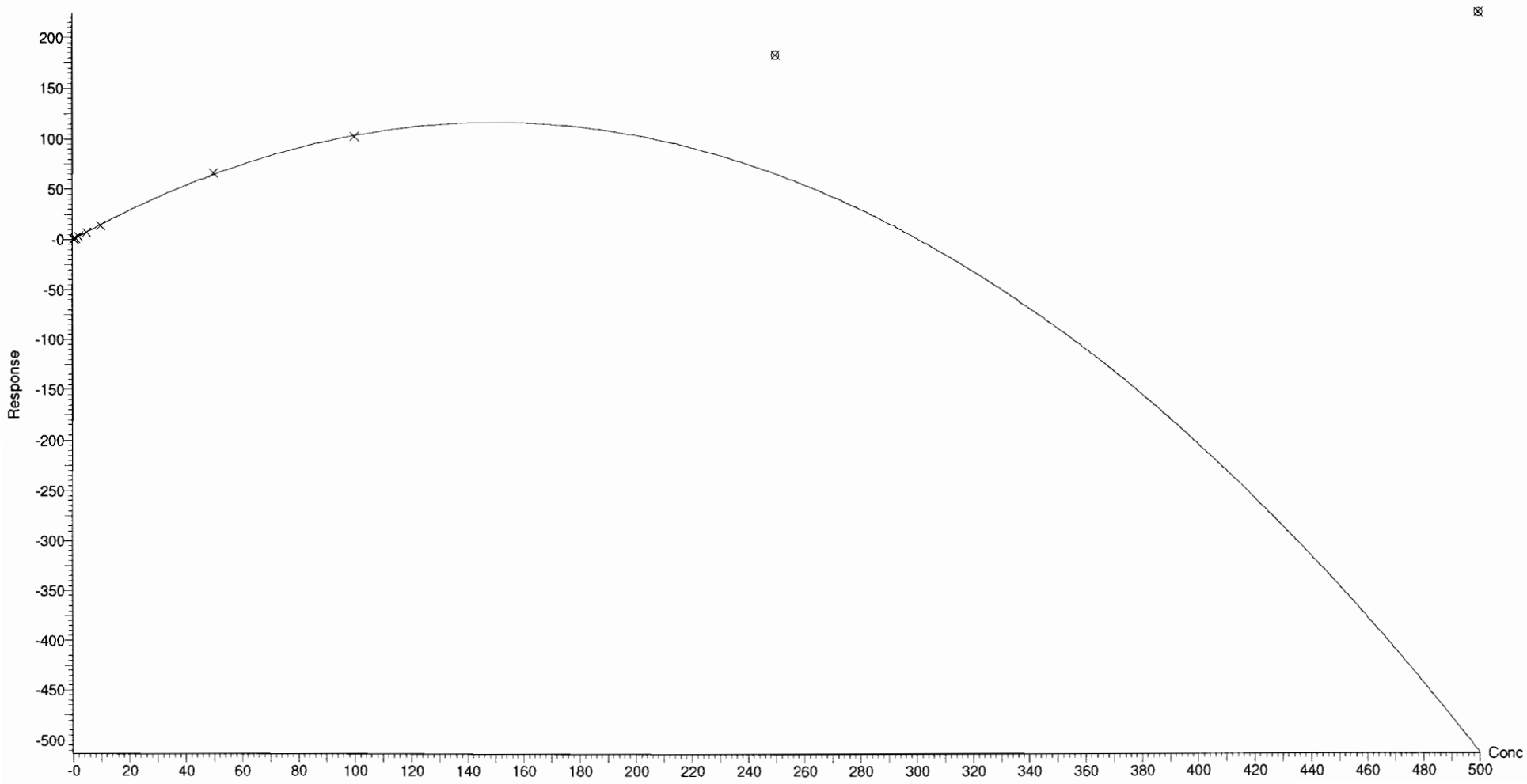

Dataset: F:\Projects\PFAS.PRO\Results\180918M2\180918M2-CRV.qld

Last Altered: Wednesday, September 19, 2018 09:27:22 Pacific Daylight Time
Printed: Wednesday, September 19, 2018 09:50:42 Pacific Daylight Time

Compound name: PFNS
Coefficient of Determination: R^2 = 0.999227
Calibration curve: -1.43383e-005 * x^2 + 0.73082 * x + -0.0387621
Response type: Internal Std (Ref 47), Area * (IS Conc. / IS Area)
Curve type: 2nd Order, Origin: Exclude, Weighting: 1/x, Axis trans: None

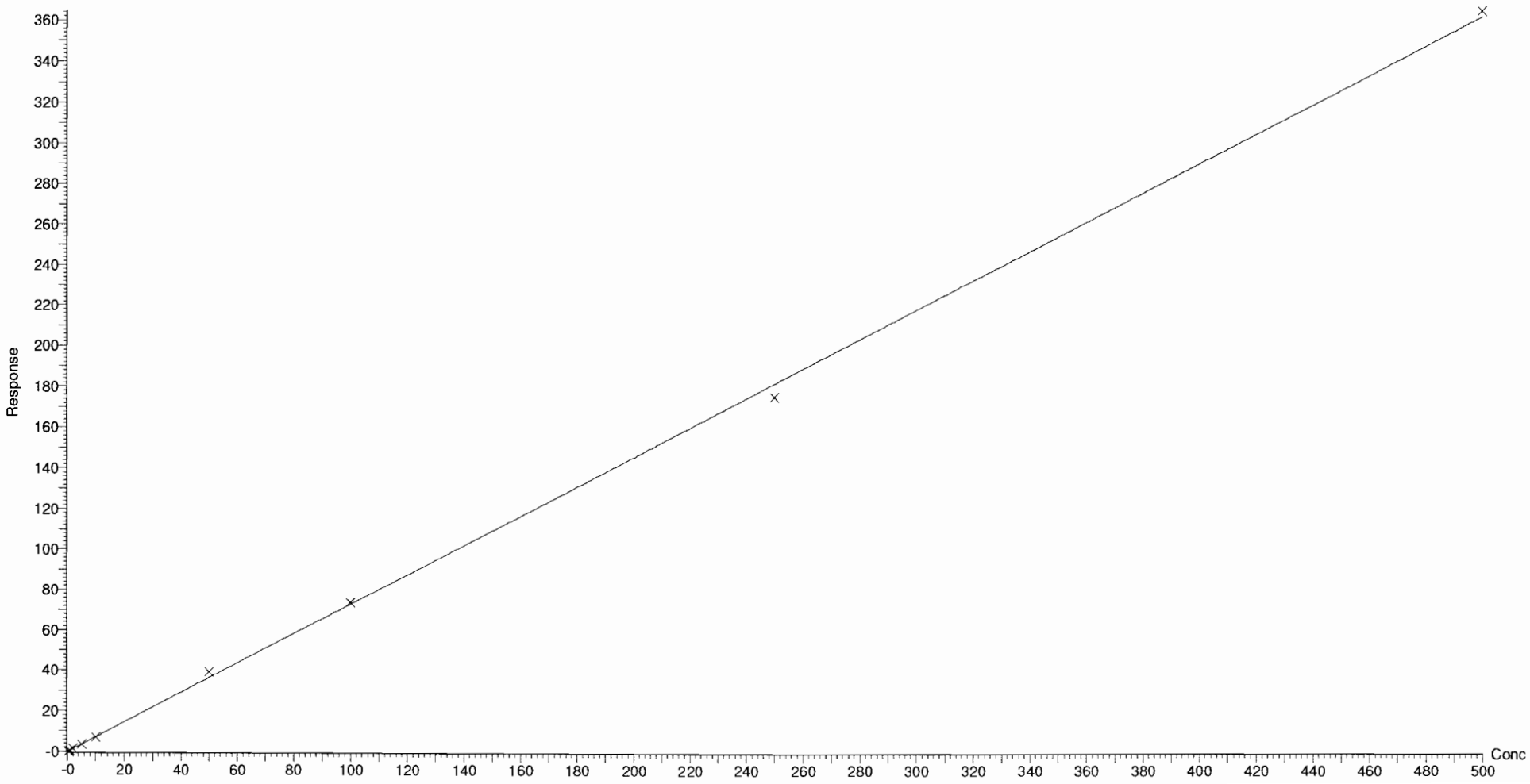

Dataset: F:\Projects\PFAS.PRO\Results\180918M2\180918M2-CRV.qld

Last Altered: Wednesday, September 19, 2018 09:27:22 Pacific Daylight Time
Printed: Wednesday, September 19, 2018 09:50:42 Pacific Daylight Time

Compound name: L-MeFOSAA
Coefficient of Determination: R^2 = 0.999909
Calibration curve: -0.000376701 * x^2 + 1.42245 * x + -0.0711837
Response type: Internal Std (Ref 50), Area * (IS Conc. / IS Area)
Curve type: 2nd Order, Origin: Include, Weighting: 1/x, Axis trans: None

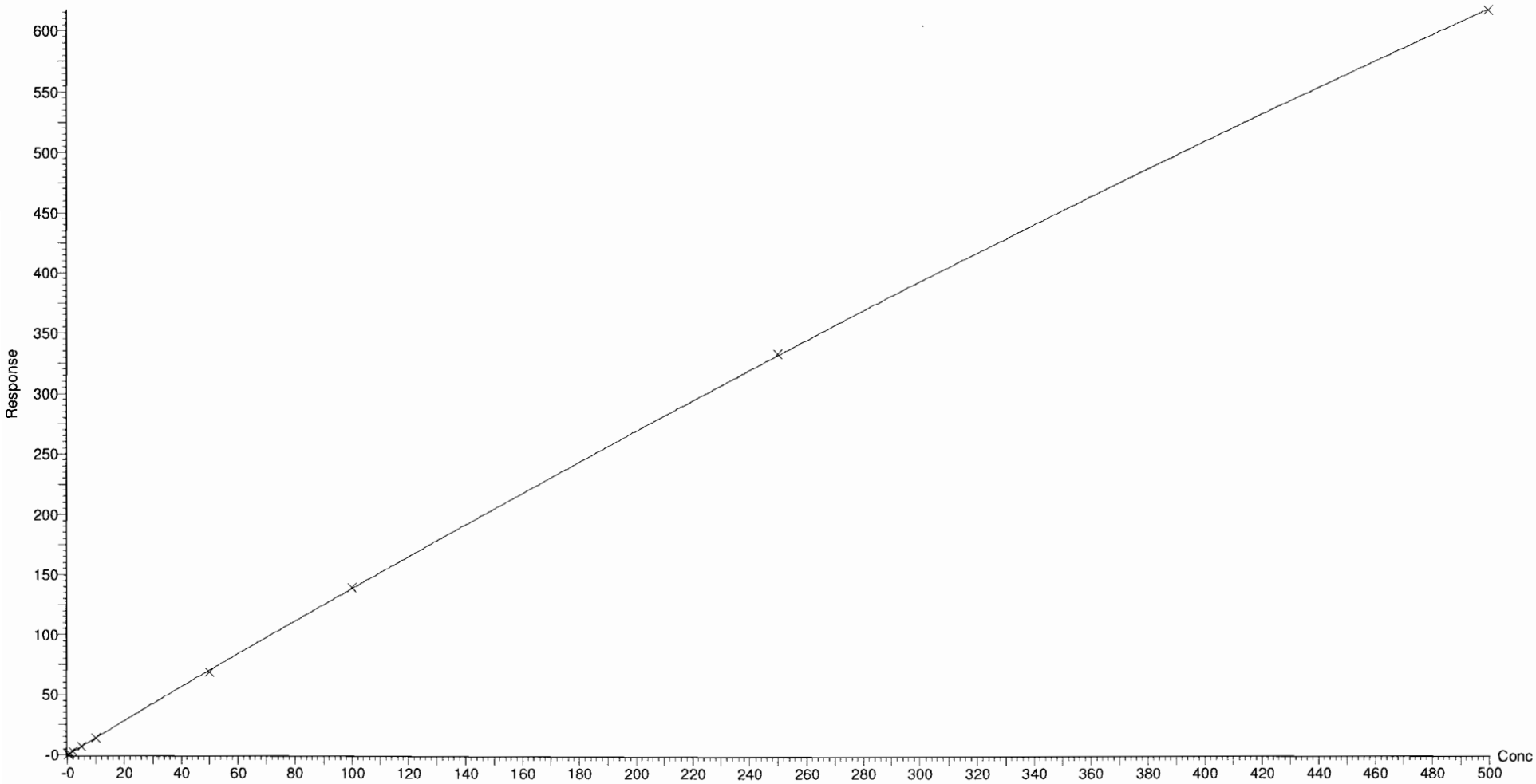

Dataset: F:\Projects\PFAS.PRO\Results\180918M2\180918M2-CRV.qld

Last Altered: Wednesday, September 19, 2018 09:27:22 Pacific Daylight Time
Printed: Wednesday, September 19, 2018 09:50:42 Pacific Daylight Time

Compound name: L-EtFOSAA
Coefficient of Determination: R^2 = 0.999684
Calibration curve: -9.98691e-005 * x^2 + 1.05248 * x + -0.0291979
Response type: Internal Std (Ref 52), Area * (IS Conc. / IS Area)
Curve type: 2nd Order, Origin: Exclude, Weighting: 1/x, Axis trans: None

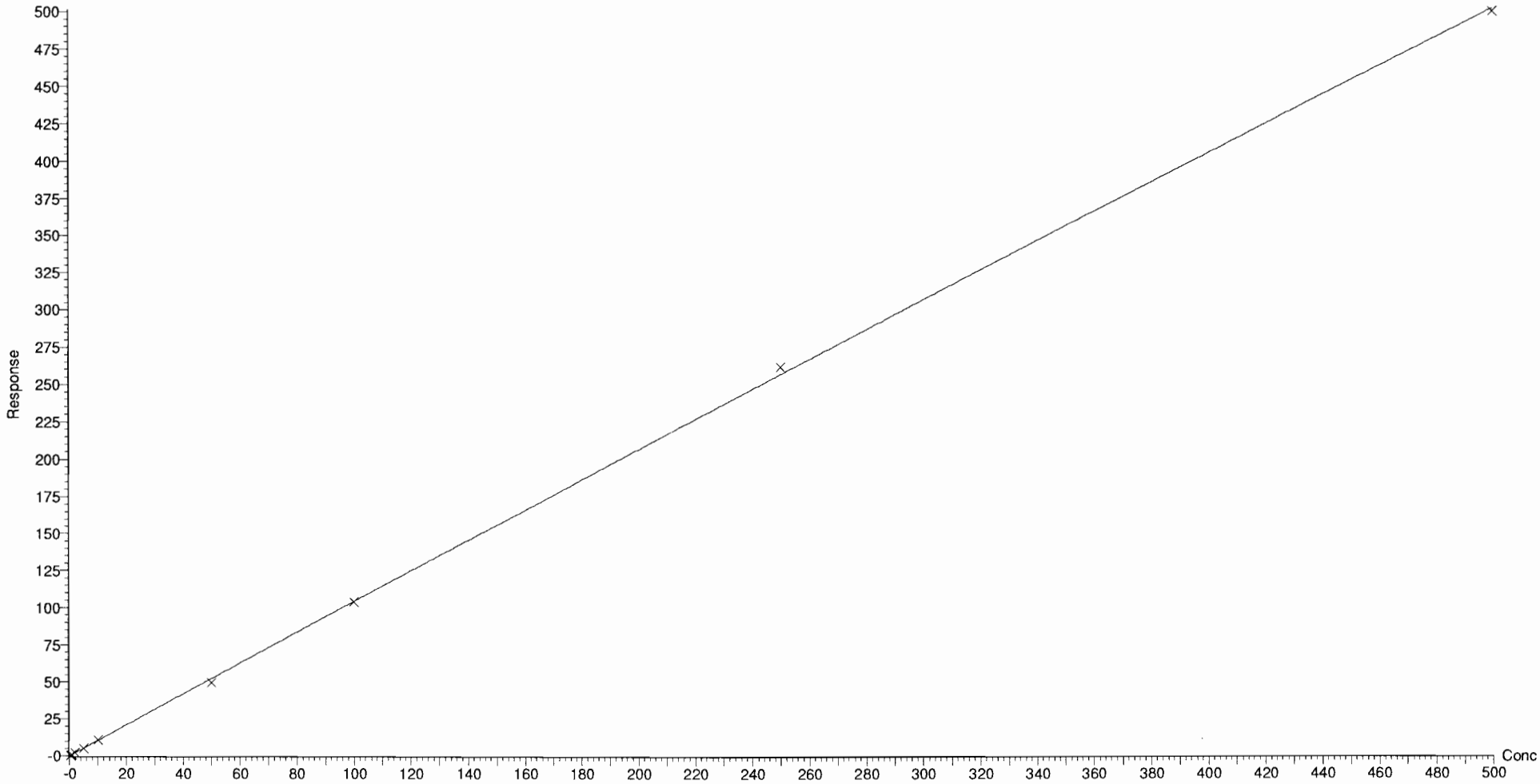

Vista Analytical Laboratory Q1

Dataset: F:\Projects\PFAS.PRO\Results\180918M2\180918M2-CRV.qld

Last Altered: Wednesday, September 19, 2018 09:27:22 Pacific Daylight Time
Printed: Wednesday, September 19, 2018 09:51:18 Pacific Daylight Time

Method: F:\Projects\PFAS.PRO\MethDB\PFAS_FULL_80C_091818_B.mdb 19 Sep 2018 09:27:20
Calibration: F:\Projects\PFAS.PRO\CurveDB\C18_VAL-PFAS_Q4_09-18-18.cdb 19 Sep 2018 09:23:23

Compound name: PFUdA
Coefficient of Determination: R^2 = 0.999782
Calibration curve: -0.00022561 * x^2 + 0.977705 * x + 0.0106664
Response type: Internal Std (Ref 51), Area * (IS Conc. / IS Area)
Curve type: 2nd Order, Origin: Exclude, Weighting: 1/x, Axis trans: None

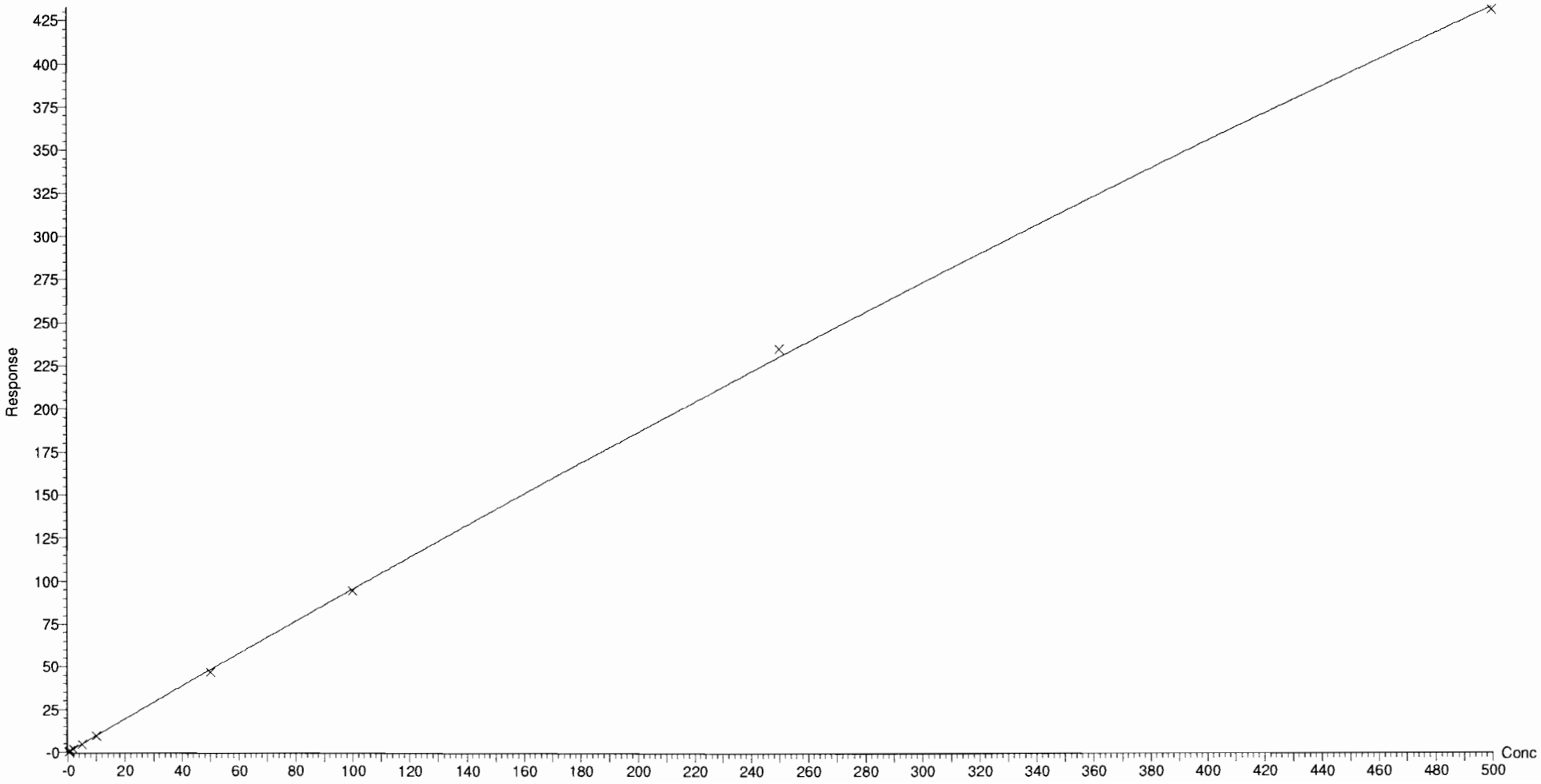

Dataset: F:\Projects\PFAS.PRO\Results\180918M2\180918M2-CRV.qld

Last Altered: Wednesday, September 19, 2018 09:27:22 Pacific Daylight Time
Printed: Wednesday, September 19, 2018 09:51:18 Pacific Daylight Time

Compound name: PFDS
Coefficient of Determination: R^2 = 0.999816
Calibration curve: -3.78398e-005 * x^2 + 1.02218 * x + -0.041889
Response type: Internal Std (Ref 47), Area * (IS Conc. / IS Area)
Curve type: 2nd Order, Origin: Exclude, Weighting: 1/x, Axis trans: None

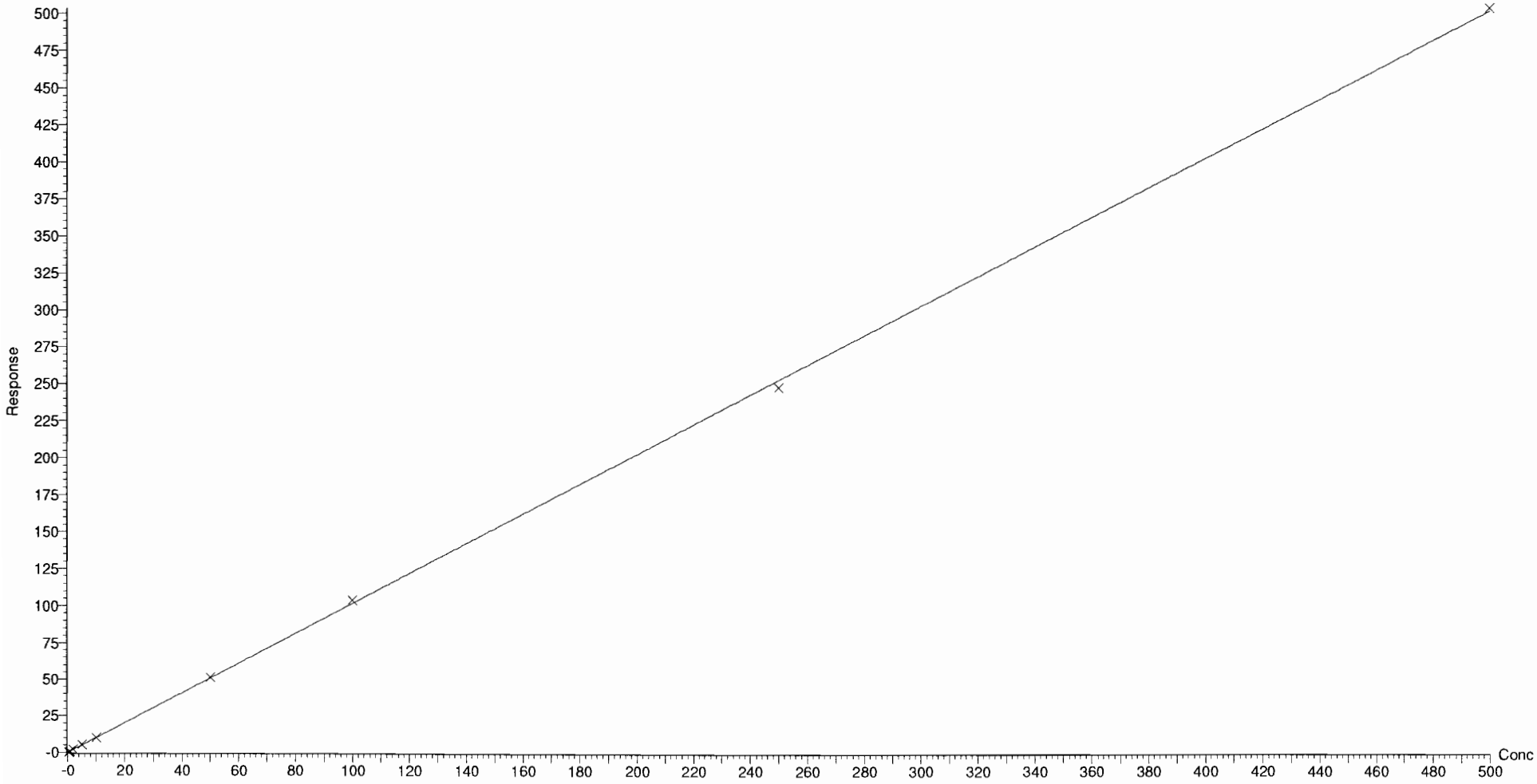

Dataset: F:\Projects\PFAS.PRO\Results\180918M2\180918M2-CRV.qld

Last Altered: Wednesday, September 19, 2018 09:27:22 Pacific Daylight Time
Printed: Wednesday, September 19, 2018 09:51:18 Pacific Daylight Time

Compound name: PFDoA
Coefficient of Determination: R^2 = 0.999937
Calibration curve: -0.000135217 * x^2 + 1.24111 * x + 0.07397
Response type: Internal Std (Ref 53), Area * (IS Conc. / IS Area)
Curve type: 2nd Order, Origin: Exclude, Weighting: 1/x, Axis trans: None

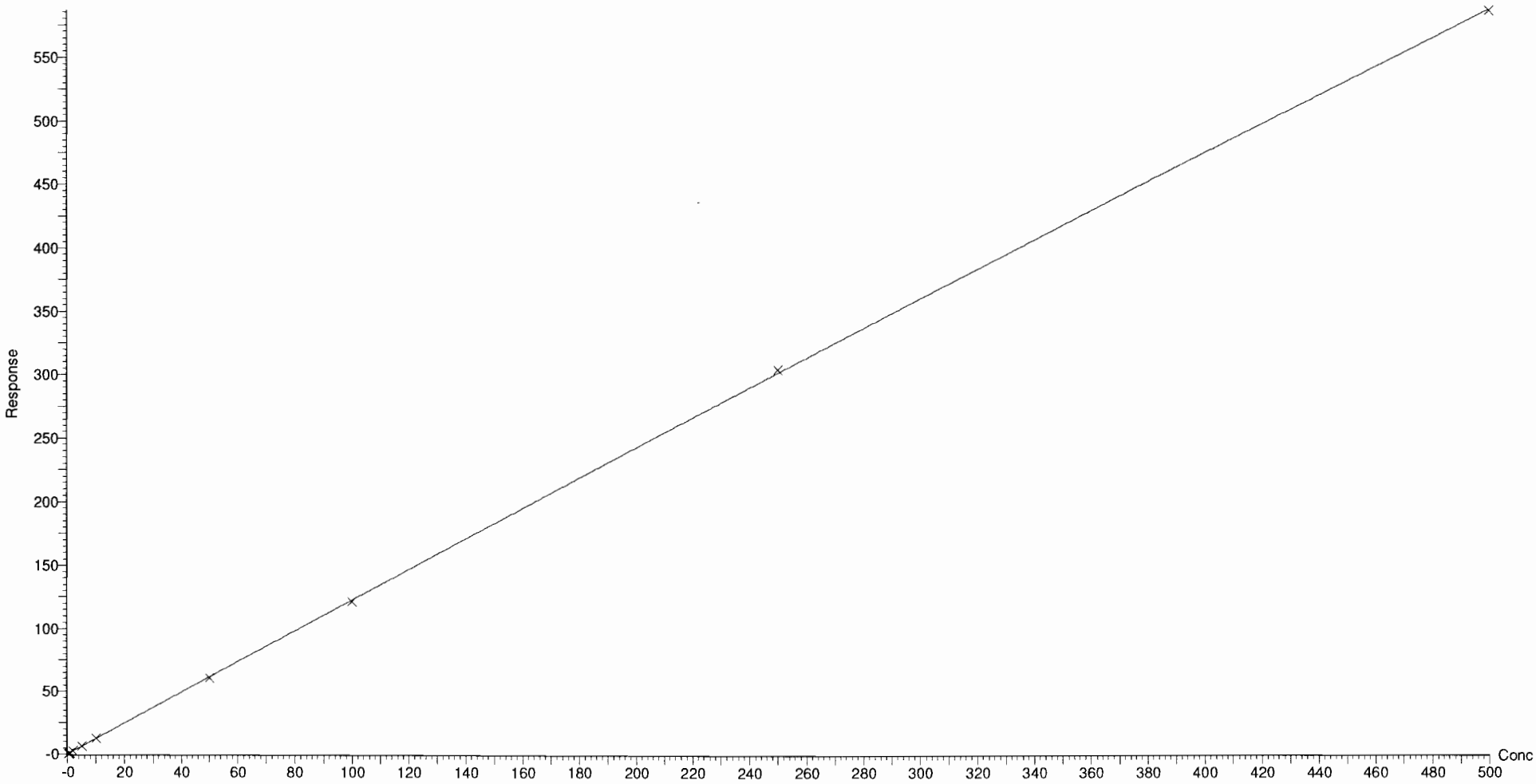

Dataset: F:\Projects\PFAS.PRO\Results\180918M2\180918M2-CRV.qld

Last Altered: Wednesday, September 19, 2018 09:27:22 Pacific Daylight Time
Printed: Wednesday, September 19, 2018 09:51:18 Pacific Daylight Time

Compound name: N-MeFOSA
Coefficient of Determination: R^2 = 0.999935
Calibration curve: -7.83581e-005 * x^2 + 1.00313 * x + -0.214521
Response type: Internal Std (Ref 54), Area * (IS Conc. / IS Area)
Curve type: 2nd Order, Origin: Include, Weighting: 1/x, Axis trans: None

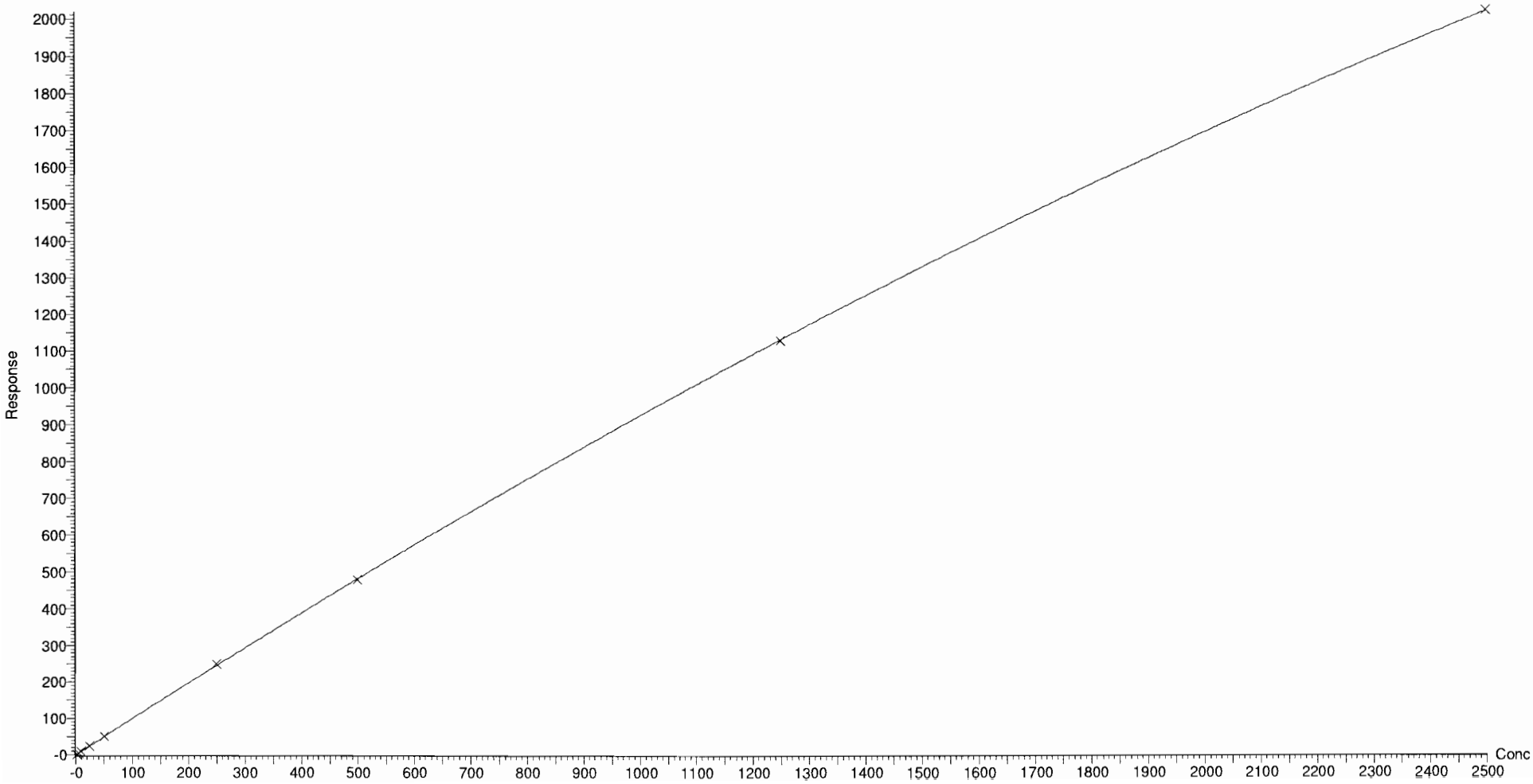

Dataset: F:\Projects\PFAS.PRO\Results\180918M2\180918M2-CRV.qld

Last Altered: Wednesday, September 19, 2018 09:27:22 Pacific Daylight Time
Printed: Wednesday, September 19, 2018 09:51:18 Pacific Daylight Time

Compound name: PFTrDA
Coefficient of Determination: R^2 = 0.999752
Calibration curve: -0.000242891 * x^2 + 1.31169 * x + 0.0172743
Response type: Internal Std (Ref 53), Area * (IS Conc. / IS Area)
Curve type: 2nd Order, Origin: Exclude, Weighting: 1/x, Axis trans: None

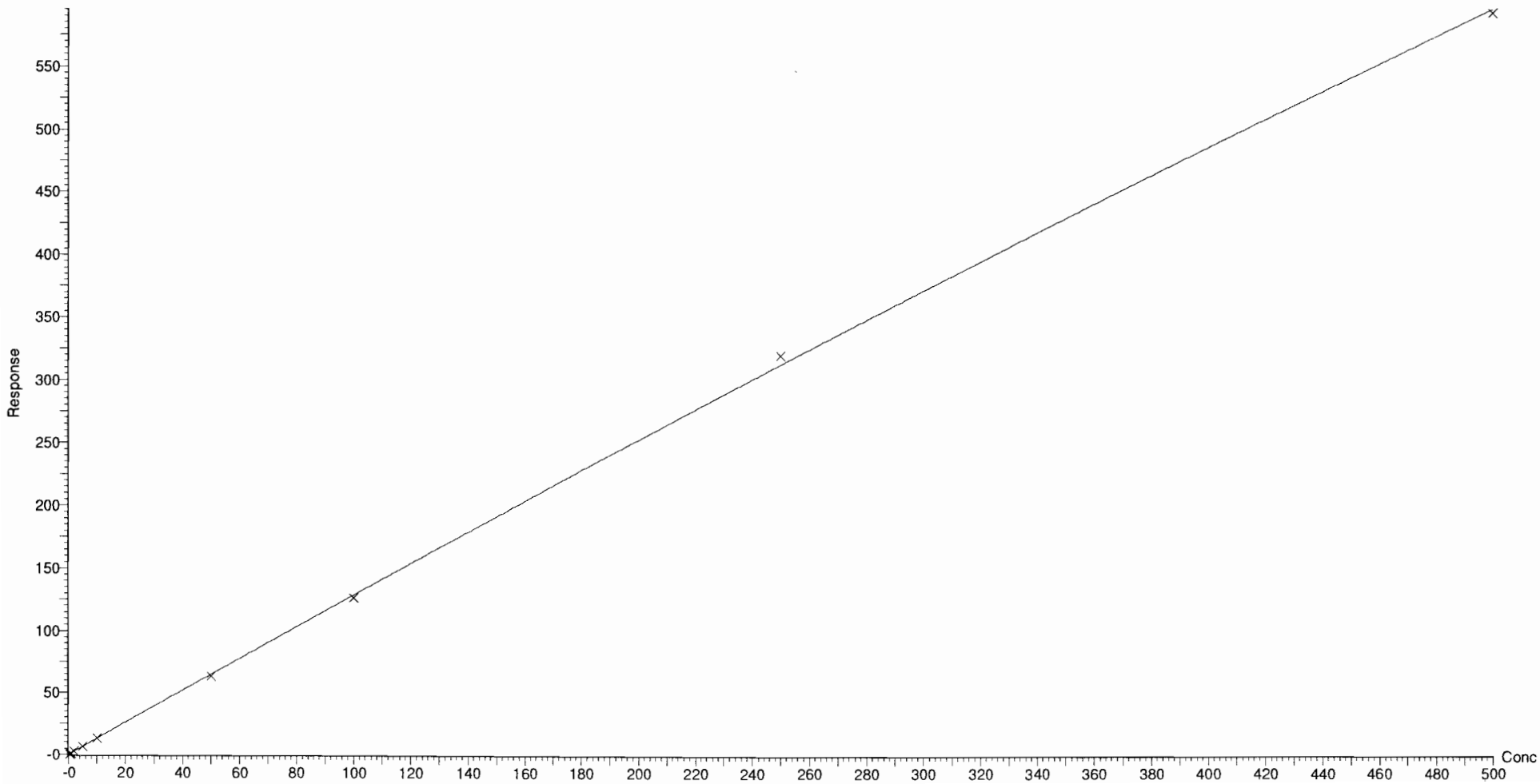

Dataset: F:\Projects\PFAS.PRO\Results\180918M2\180918M2-CRV.qld

Last Altered: Wednesday, September 19, 2018 09:27:22 Pacific Daylight Time
Printed: Wednesday, September 19, 2018 09:51:18 Pacific Daylight Time

Compound name: PFTeDA
Coefficient of Determination: R^2 = 0.999922
Calibration curve: -0.000927041 * x^2 + 1.74996 * x + 0.0603895
Response type: Internal Std (Ref 55), Area * (IS Conc. / IS Area)
Curve type: 2nd Order, Origin: Exclude, Weighting: 1/x, Axis trans: None

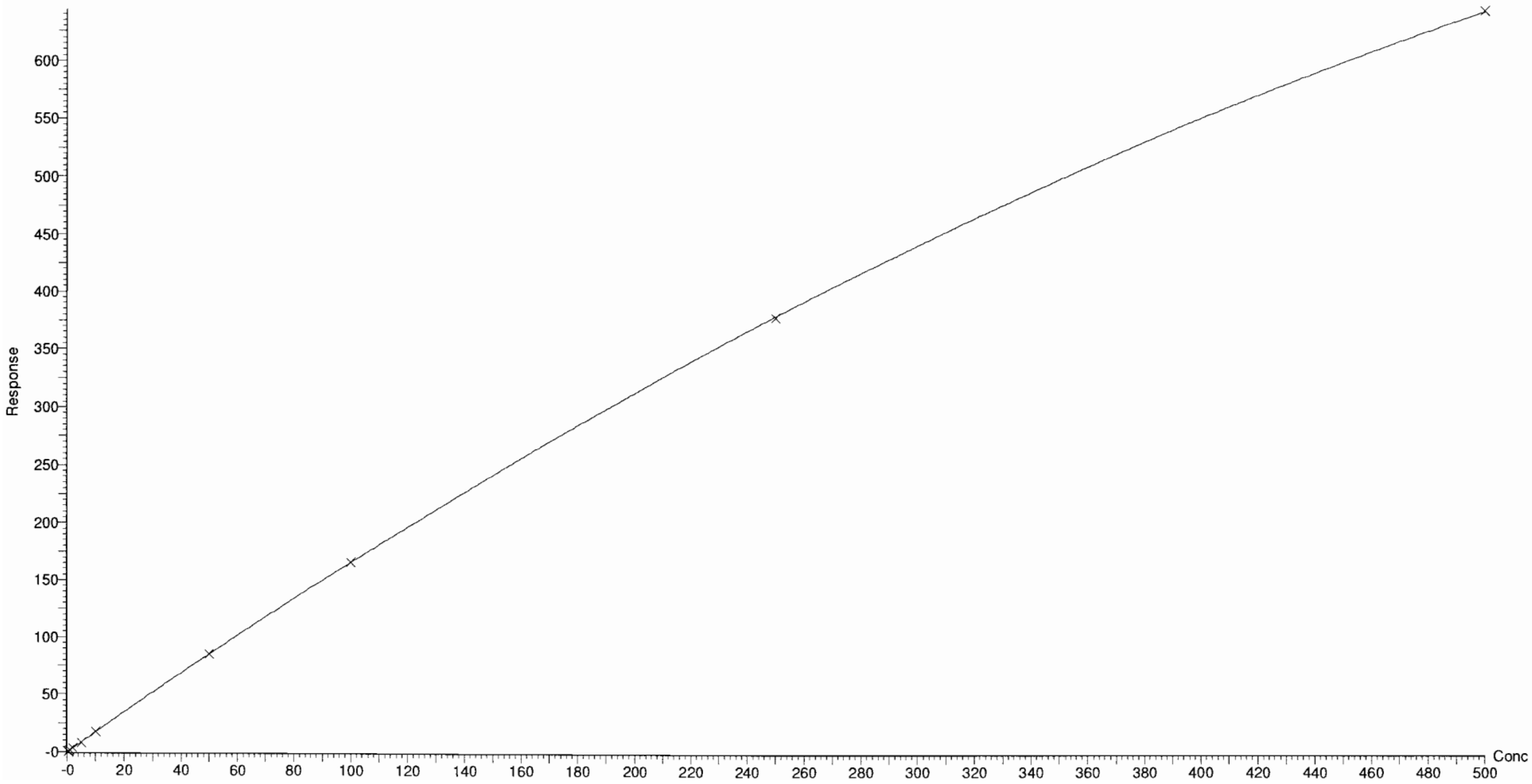

Dataset: F:\Projects\PFAS.PRO\Results\180918M2\180918M2-CRV.qld

Last Altered: Wednesday, September 19, 2018 09:27:22 Pacific Daylight Time
Printed: Wednesday, September 19, 2018 09:51:18 Pacific Daylight Time

Compound name: N-EtFOSA
Coefficient of Determination: R^2 = 0.999941
Calibration curve: -3.4962e-005 * x^2 + 0.871171 * x + 0.082912
Response type: Internal Std (Ref 56), Area * (IS Conc. / IS Area)
Curve type: 2nd Order, Origin: Exclude, Weighting: 1/x, Axis trans: None

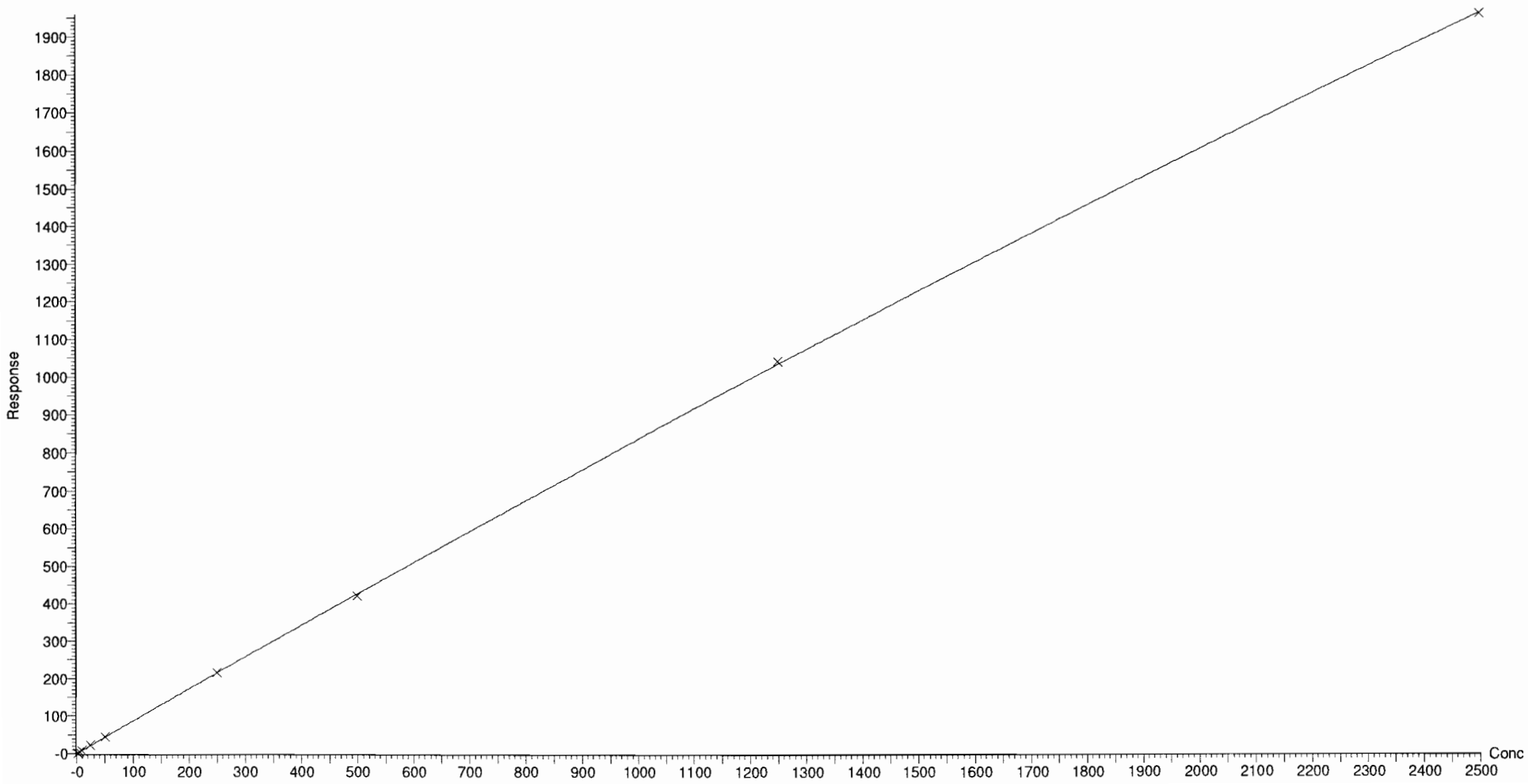

Dataset: F:\Projects\PFAS.PRO\Results\180918M2\180918M2-CRV.qld

Last Altered: Wednesday, September 19, 2018 09:27:22 Pacific Daylight Time
Printed: Wednesday, September 19, 2018 09:51:18 Pacific Daylight Time

Compound name: PFHxDA
Coefficient of Determination: R^2 = 0.999776
Calibration curve: -0.000273295 * x^2 + 0.634673 * x + 0.0509784
Response type: Internal Std (Ref 57), Area * (IS Conc. / IS Area)
Curve type: 2nd Order, Origin: Exclude, Weighting: 1/x, Axis trans: None

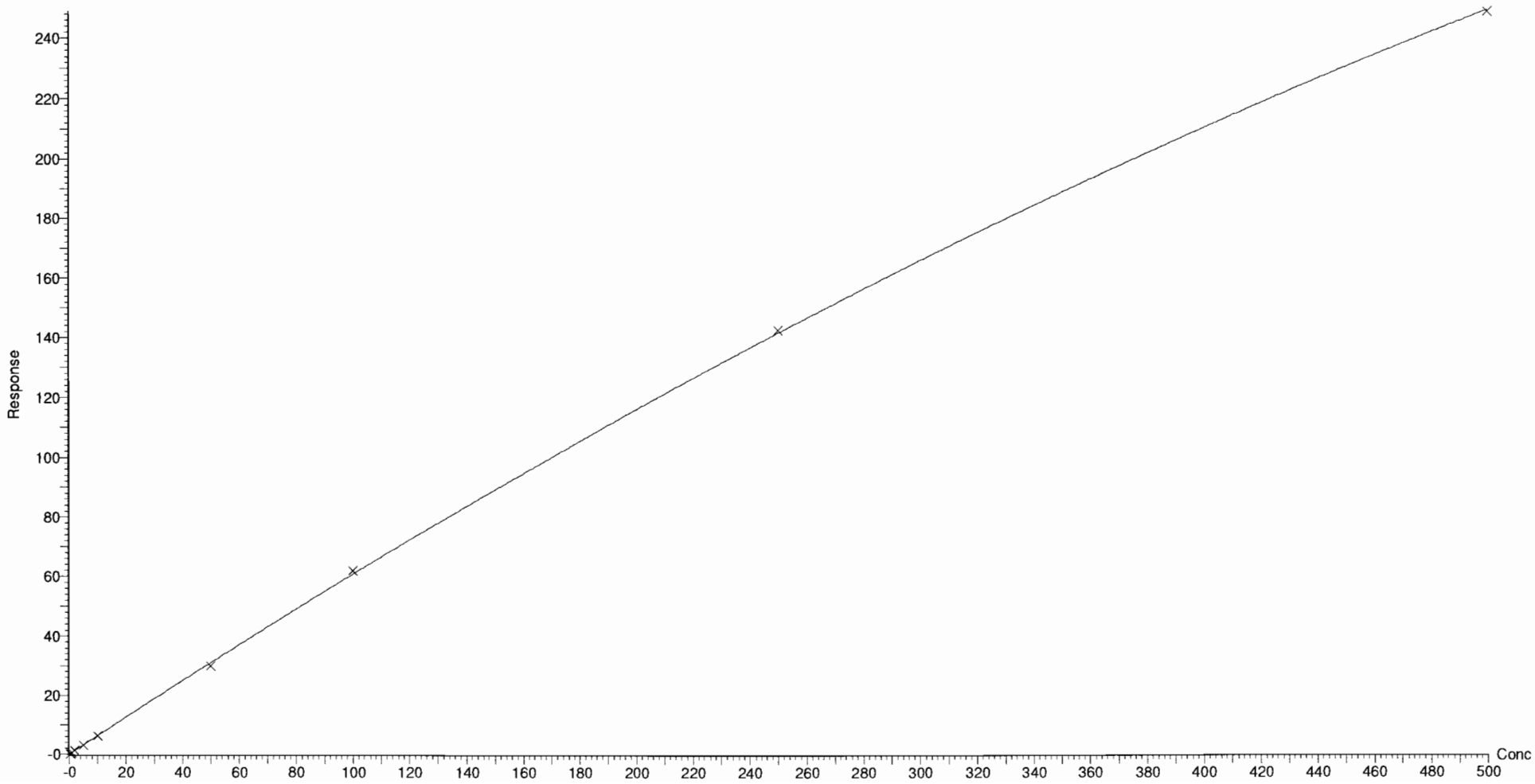

Dataset: F:\Projects\PFAS.PRO\Results\180918M2\180918M2-CRV.qld

Last Altered: Wednesday, September 19, 2018 09:27:22 Pacific Daylight Time
Printed: Wednesday, September 19, 2018 09:51:18 Pacific Daylight Time

Compound name: PFODA
Coefficient of Determination: R^2 = 0.999761
Calibration curve: -0.000295457 * x^2 + 0.908032 * x + 0.0349602
Response type: Internal Std (Ref 57), Area * (IS Conc. / IS Area)
Curve type: 2nd Order, Origin: Include, Weighting: 1/x, Axis trans: None

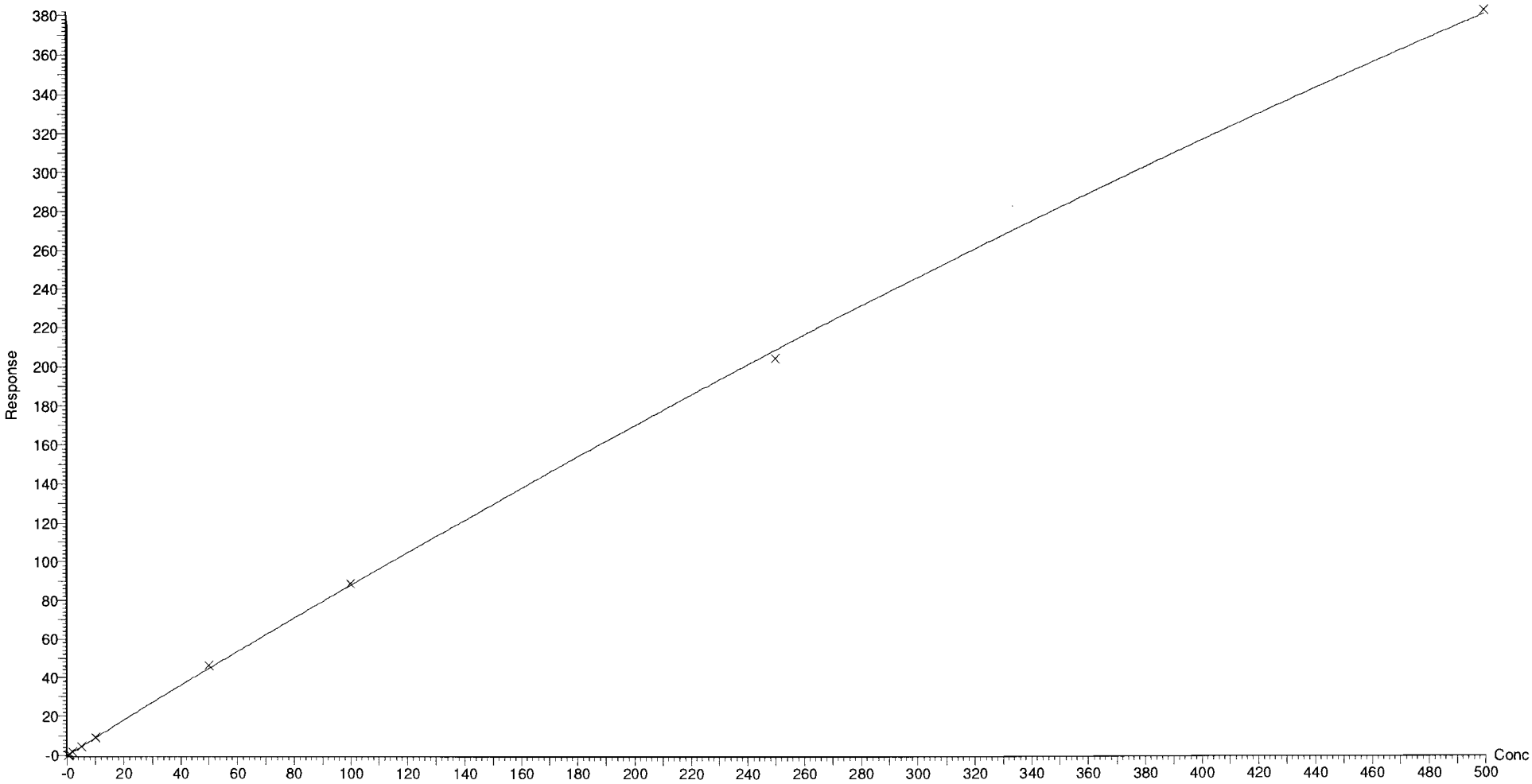

Dataset: F:\Projects\PFAS.PRO\Results\180918M2\180918M2-CRV.qld

Last Altered: Wednesday, September 19, 2018 09:27:22 Pacific Daylight Time
Printed: Wednesday, September 19, 2018 09:51:18 Pacific Daylight Time

Compound name: N-MeFOSE
Coefficient of Determination: R^2 = 0.999895
Calibration curve: -3.53248e-006 * x^2 + 0.932841 * x + -0.0520129
Response type: Internal Std (Ref 58), Area * (IS Conc. / IS Area)
Curve type: 2nd Order, Origin: Exclude, Weighting: 1/x, Axis trans: None

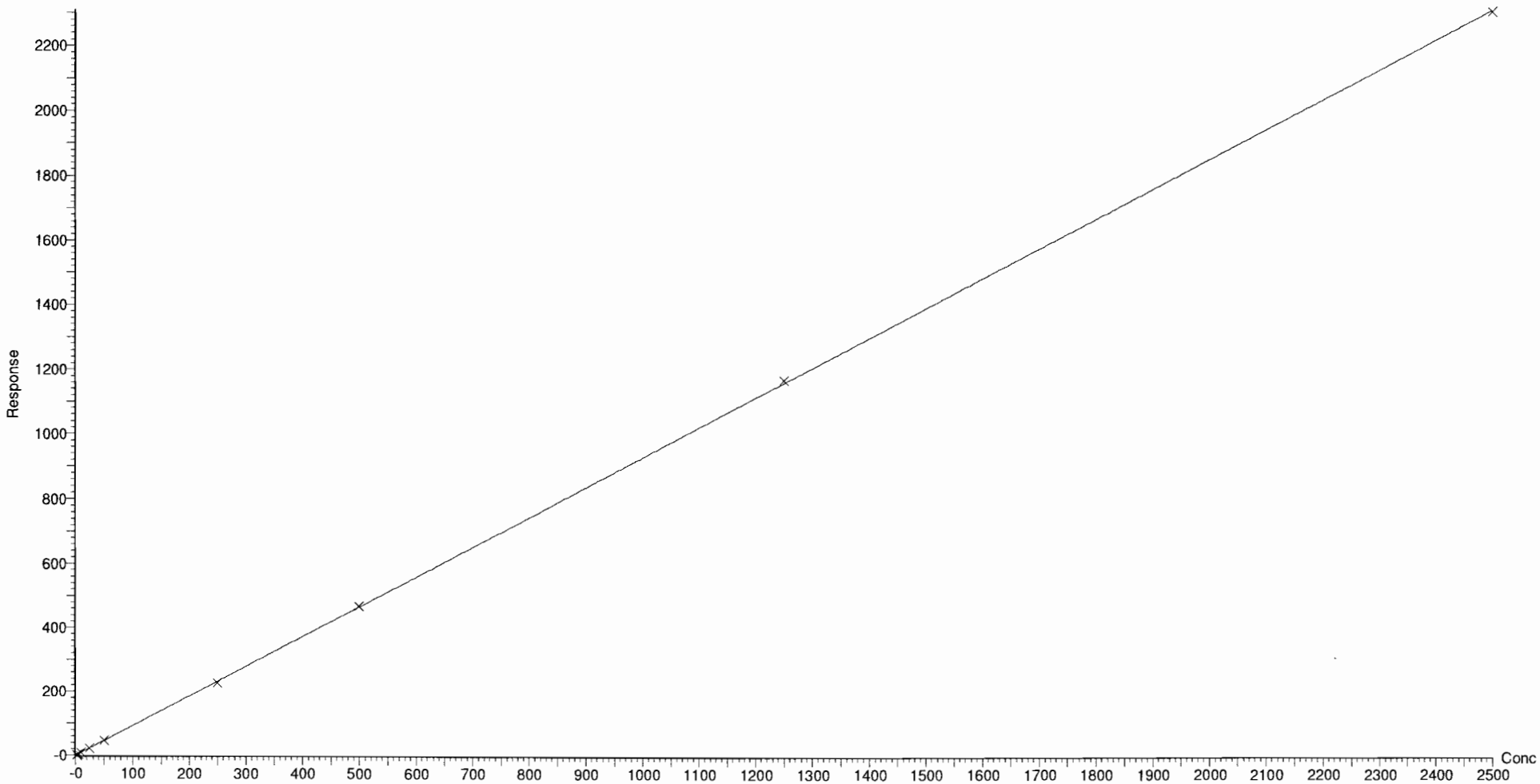

Dataset: F:\Projects\PFAS.PRO\Results\180918M2\180918M2-CRV.qld

Last Altered: Wednesday, September 19, 2018 09:27:22 Pacific Daylight Time
Printed: Wednesday, September 19, 2018 09:51:18 Pacific Daylight Time

Compound name: N-EtFOSE
Coefficient of Determination: R^2 = 0.999877
Calibration curve: -8.39208e-006 * x^2 + 1.11211 * x + 0.0525485
Response type: Internal Std (Ref 59), Area * (IS Conc. / IS Area)
Curve type: 2nd Order, Origin: Exclude, Weighting: 1/x, Axis trans: None

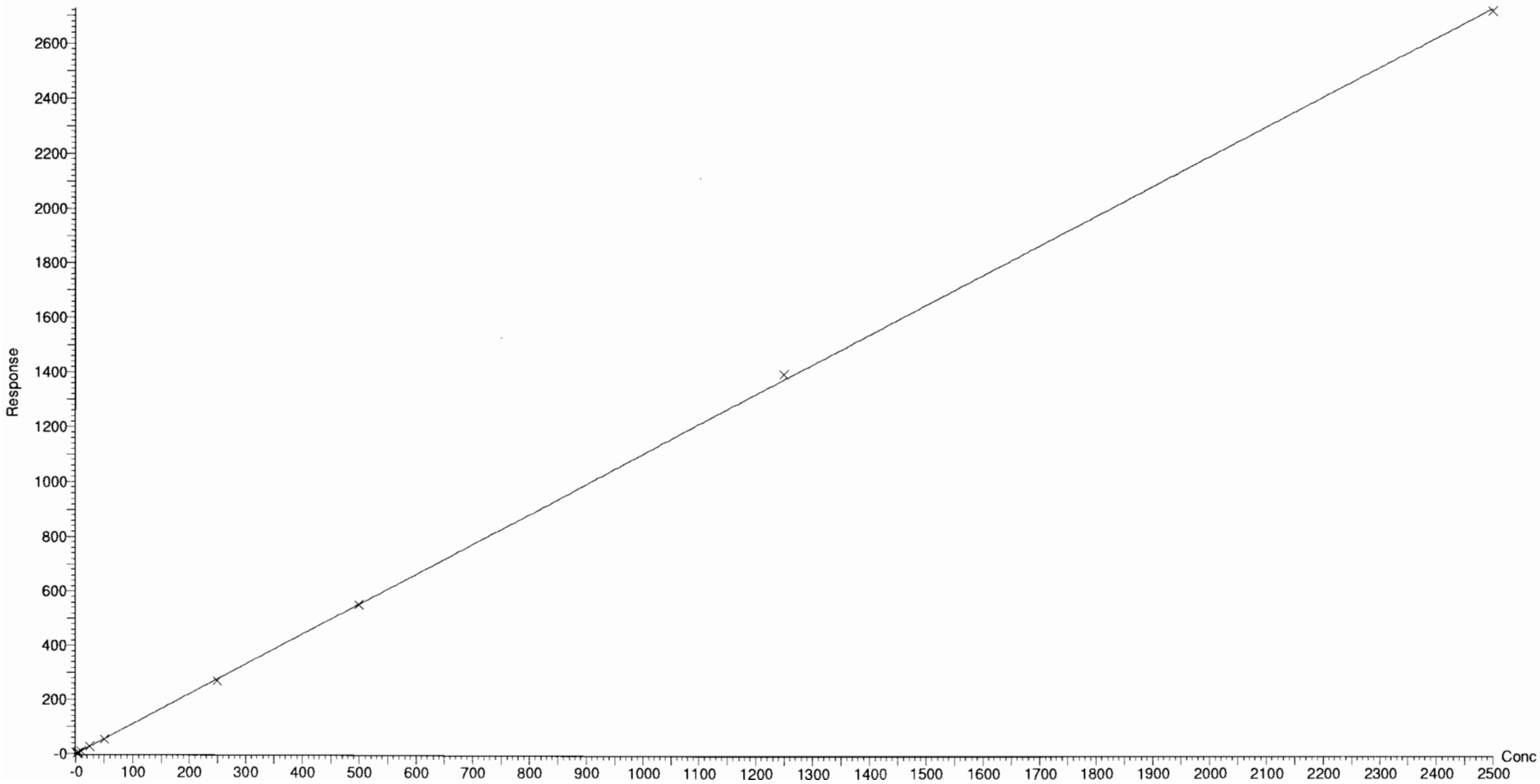

Vista Analytical Laboratory

Dataset: F:\Projects\PFAS.PRO\Results\180918M2\180918M2-CRV.qld

Last Altered: Wednesday, September 19, 2018 09:27:22 Pacific Daylight Time
Printed: Wednesday, September 19, 2018 09:28:06 Pacific Daylight Time

Method: F:\Projects\PFAS.PRO\MethDB\PFAS_FULL_80C_091818_B.mdb 19 Sep 2018 09:27:20
Calibration: 19 Sep 2018 09:23:23

Name: 180918M2_2, Date: 18-Sep-2018, Time: 16:33:03, ID: ST180918M2-1 PFC CS-2 18I1701, Description: PFC CS-2 18I1701

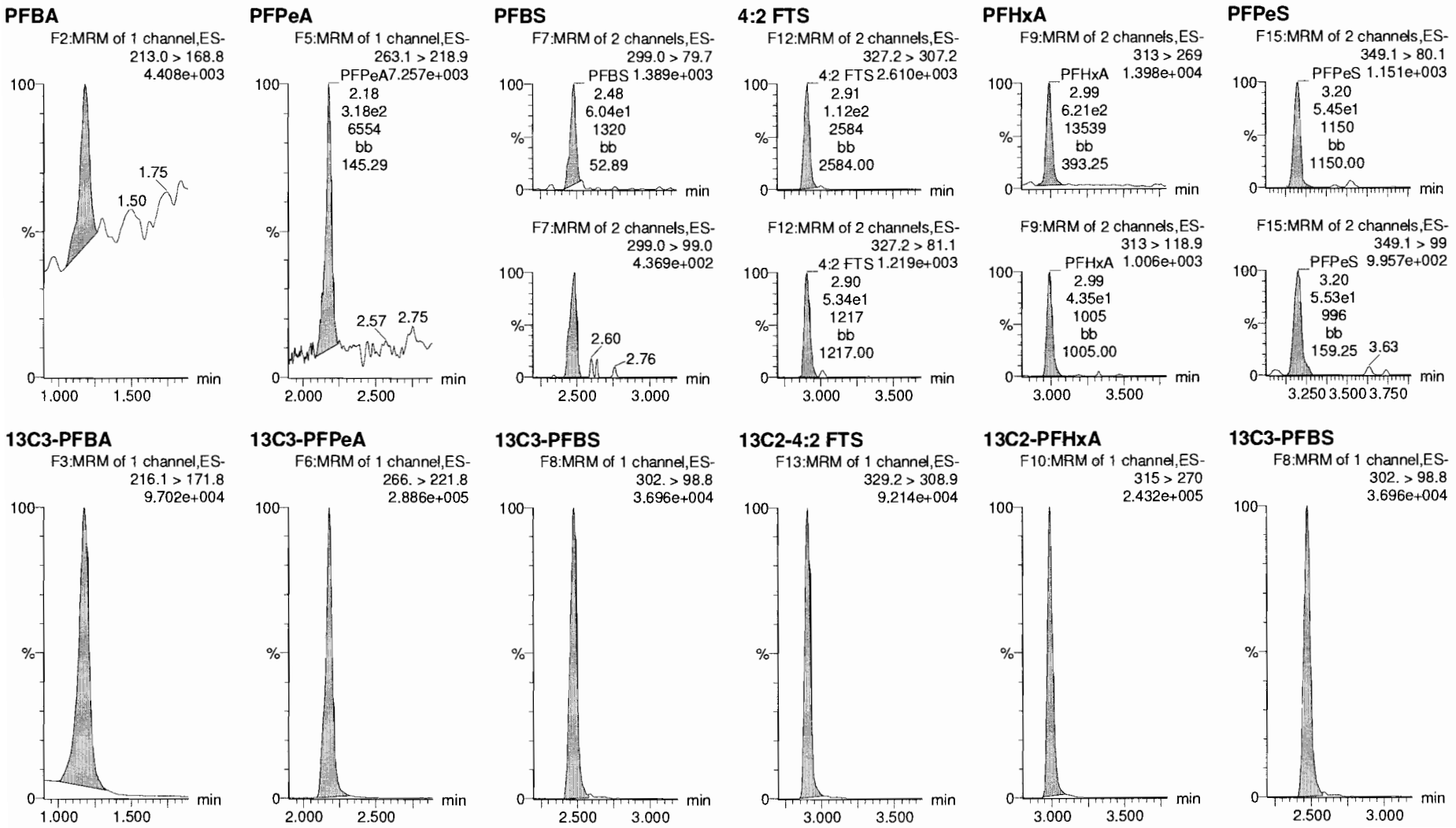

Dataset: F:\Projects\PFAS.PRO\Results\180918M2\180918M2-CRV.qld

Last Altered: Wednesday, September 19, 2018 09:27:22 Pacific Daylight Time
Printed: Wednesday, September 19, 2018 09:28:06 Pacific Daylight Time

Name: 180918M2_2, Date: 18-Sep-2018, Time: 16:33:03, ID: ST180918M2-1 PFC CS-2 18I1701, Description: PFC CS-2 18I1701

6:2 FTS

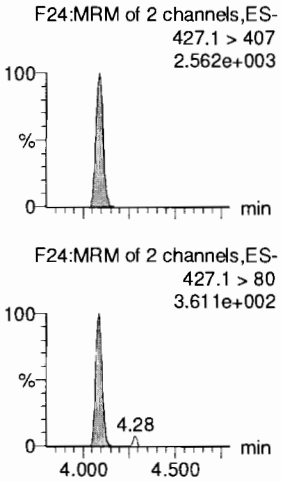

PFHpA

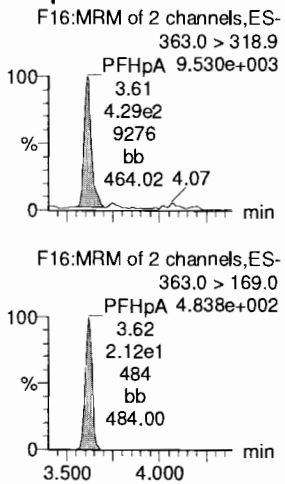

L-PFHxS

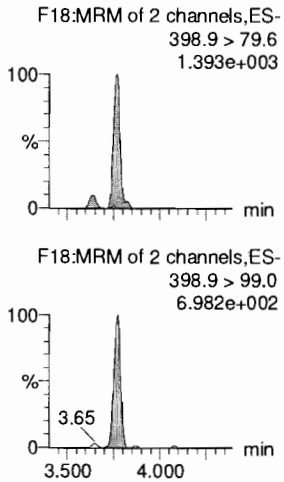

L-PFOA

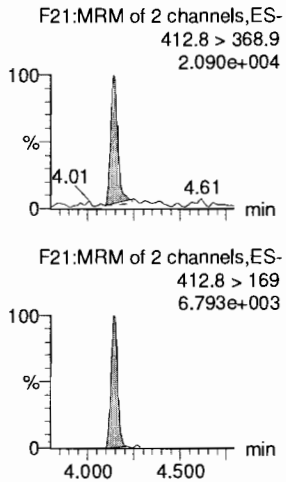

PFHpS

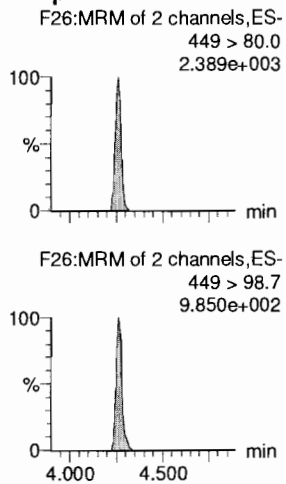

PFNA

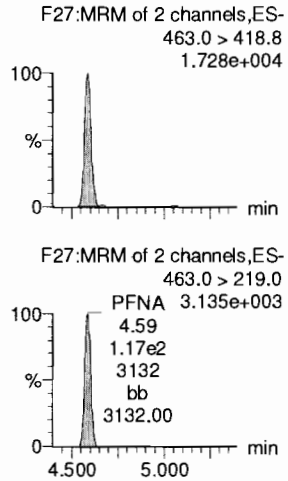

13C2-6:2 FTS

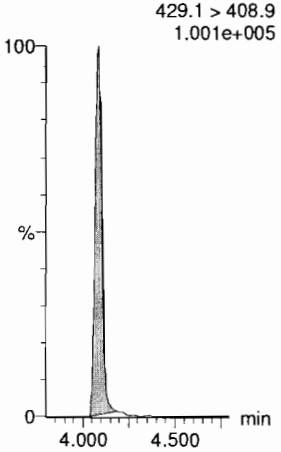

13C4-PFHpA

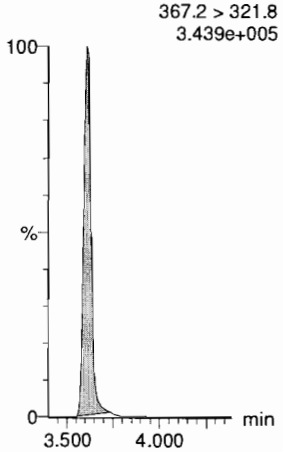

18O2-PFHxS

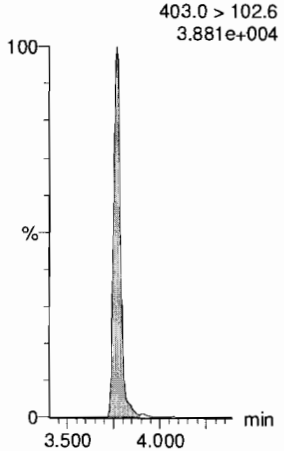

13C2-PFOA

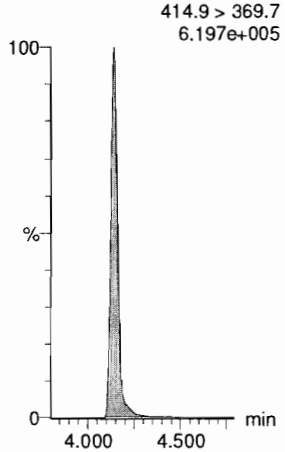

13C8-PFOS

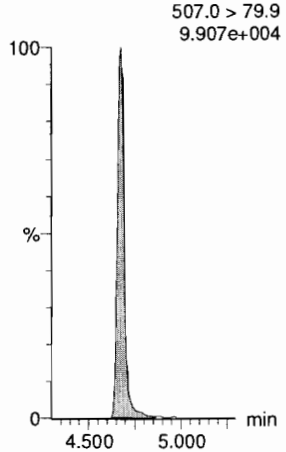

13C5-PFNA

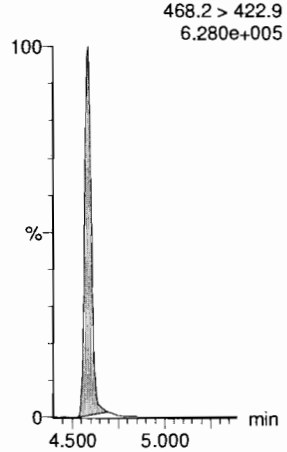

Dataset: F:\Projects\PFAS.PRO\Results\180918M2\180918M2-CRV.qld

Last Altered: Wednesday, September 19, 2018 09:27:22 Pacific Daylight Time
Printed: Wednesday, September 19, 2018 09:28:06 Pacific Daylight Time

Name: 180918M2_2, Date: 18-Sep-2018, Time: 16:33:03, ID: ST180918M2-1 PFC CS-2 18I1701, Description: PFC CS-2 18I1701

PFOSA

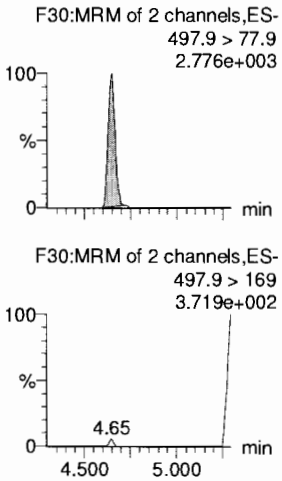

L-PFOS

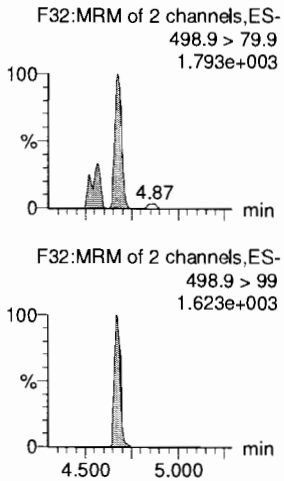

PFDA

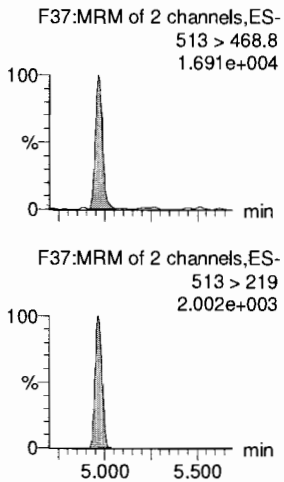

8:2 FTS

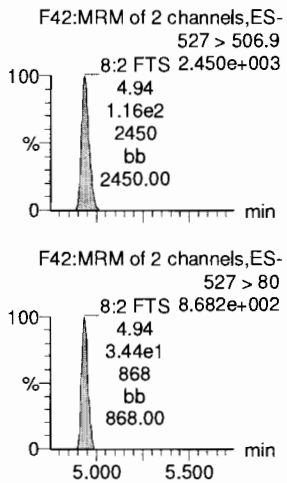

PFNS

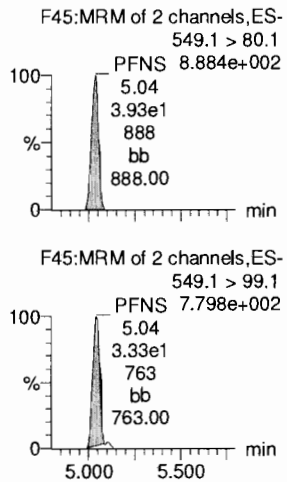

L-MeFOSAA

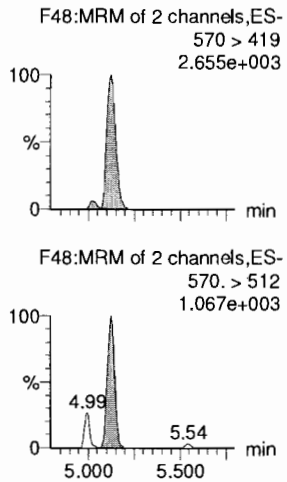

13C8-PFOSA

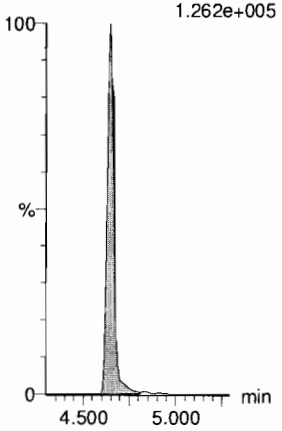

13C8-PFOS

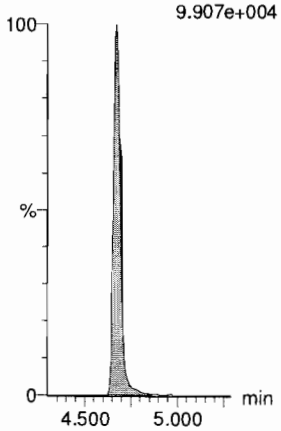

13C2-PFDA

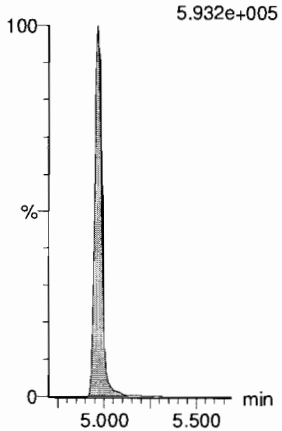

13C2-8:2 FTS

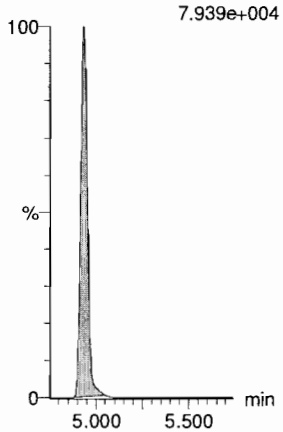

13C8-PFOS

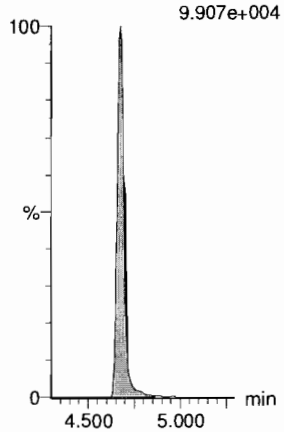

d3-N-MeFOSAA

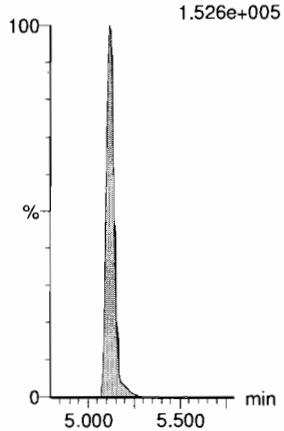

Dataset: F:\Projects\PFAS.PRO\Results\180918M2\180918M2-CRV.qld

Last Altered: Wednesday, September 19, 2018 09:27:22 Pacific Daylight Time
Printed: Wednesday, September 19, 2018 09:28:06 Pacific Daylight Time

Name: 180918M2_2, Date: 18-Sep-2018, Time: 16:33:03, ID: ST180918M2-1 PFC CS-2 18I1701, Description: PFC CS-2 18I1701

L-EtFOSAA

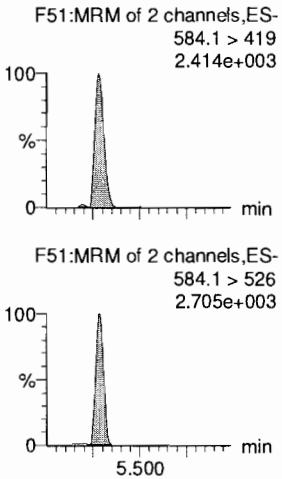

PFDoA

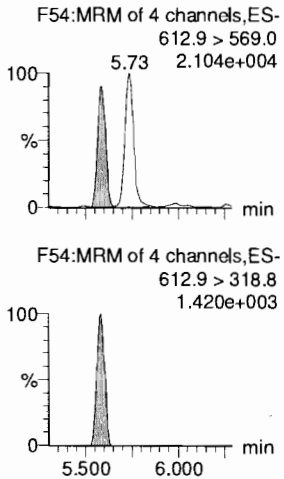

PFDS

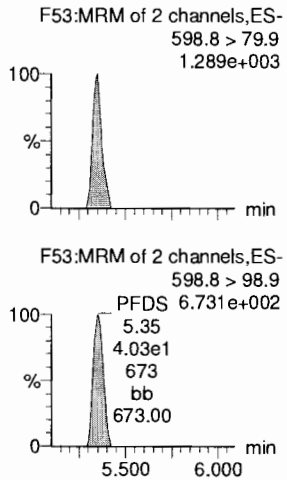

PFUdA

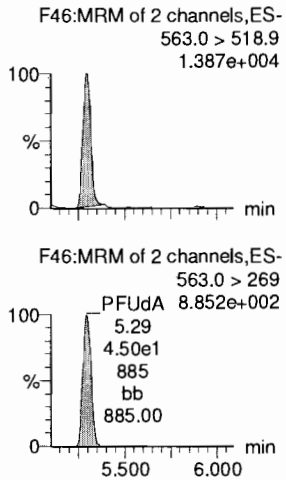

N-MeFOSA

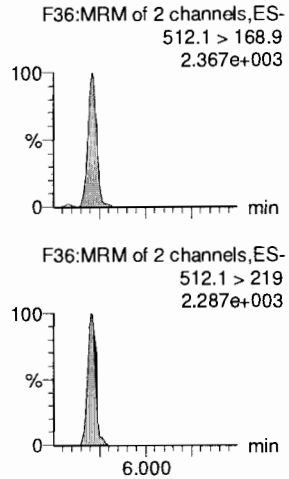

PFTrDA

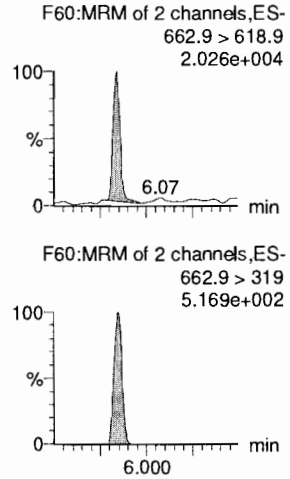

d5-N-EtFOSAA

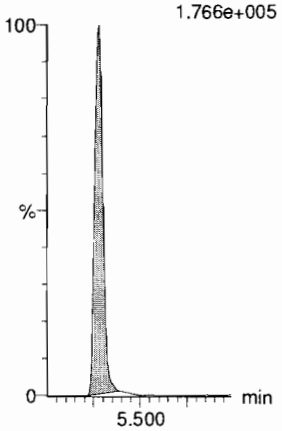

13C2-PFDoA

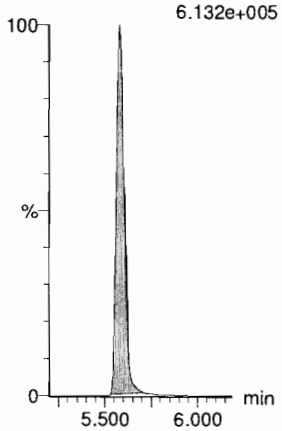

13C8-PFOS

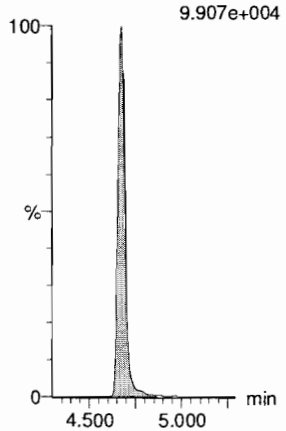

13C2-PFUdA

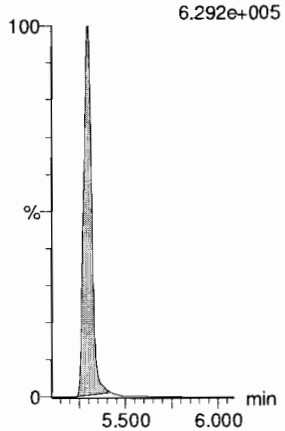

d3-N-MeFOSA

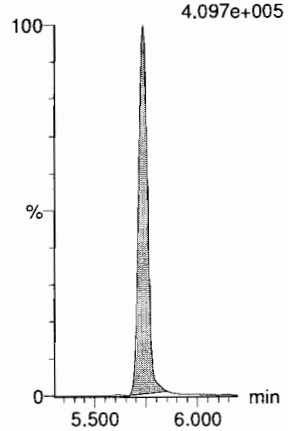

13C2-PFDoA

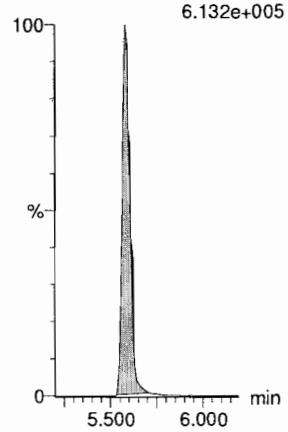

Dataset: F:\Projects\PFAS.PRO\Results\180918M2\180918M2-CRV.qld

Last Altered: Wednesday, September 19, 2018 09:27:22 Pacific Daylight Time
Printed: Wednesday, September 19, 2018 09:28:06 Pacific Daylight Time

Name: 180918M2_2, Date: 18-Sep-2018, Time: 16:33:03, ID: ST180918M2-1 PFC CS-2 18I1701, Description: PFC CS-2 18I1701

PFTeDA

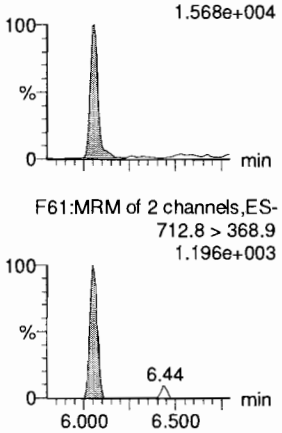

N-EtFOSA

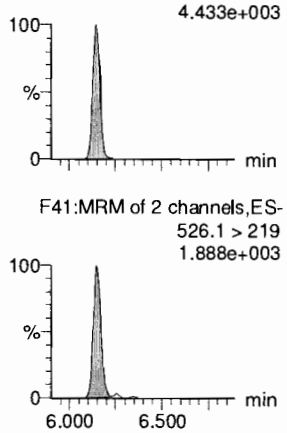

PFHxDA

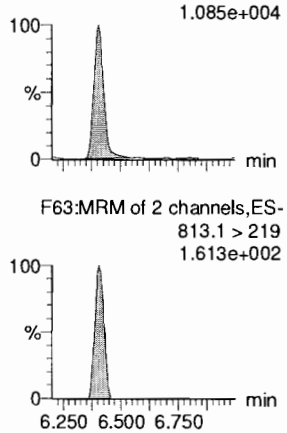

PFODA

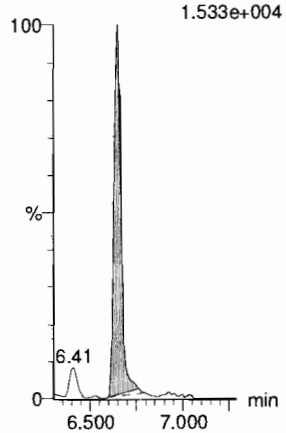

N-MeFOSE

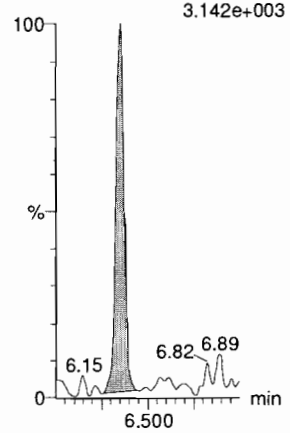

N-EtFOSE



13C2-PFTeDA

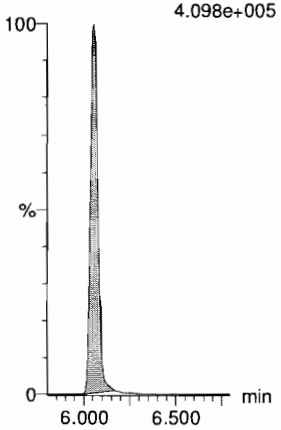

d5-N-ETFOSA

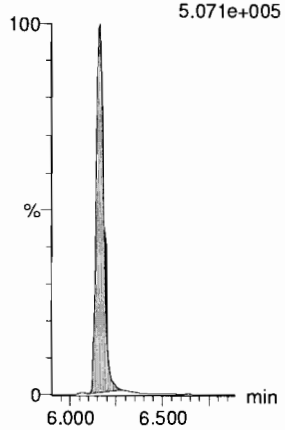

13C2-PFHxDA

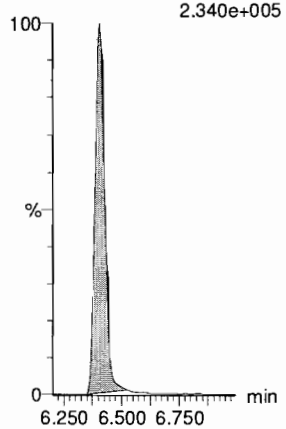

13C2-PFHxDA

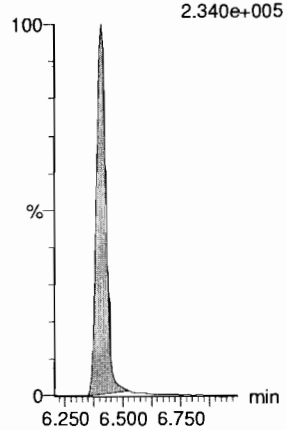

d7-N-MeFOSE

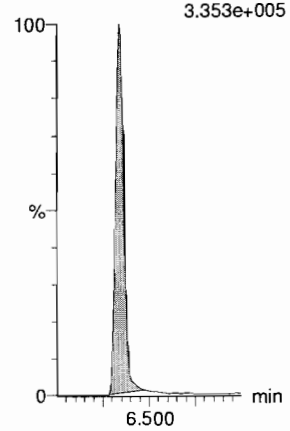

d9-N-EtFOSE

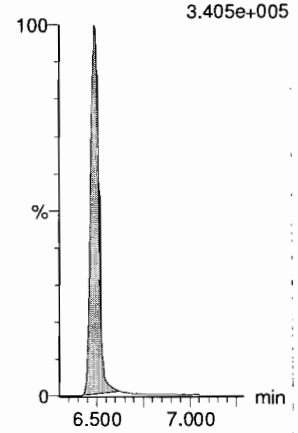

Dataset: F:\Projects\PFAS.PRO\Results\180918M2\180918M2-CRV.qld

Last Altered: Wednesday, September 19, 2018 09:27:22 Pacific Daylight Time
Printed: Wednesday, September 19, 2018 09:28:06 Pacific Daylight Time

Name: 180918M2_2, Date: 18-Sep-2018, Time: 16:33:03, ID: ST180918M2-1 PFC CS-2 18I1701, Description: PFC CS-2 18I1701

13C4-PFBA

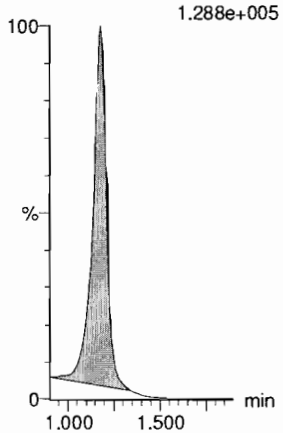

13C5-PFHxA

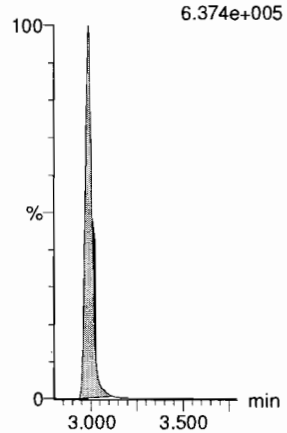

13C3-PFHxS

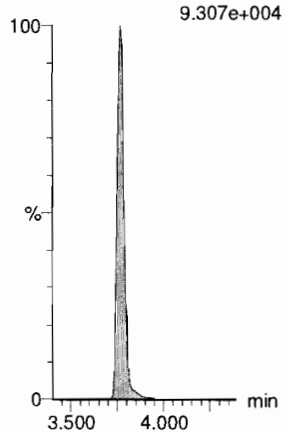

13C8-PFOA

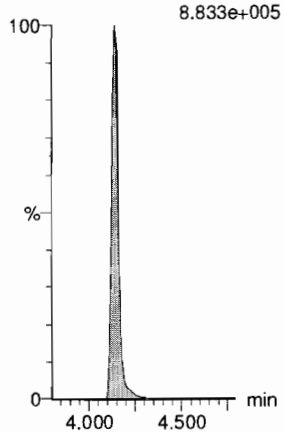

13C9-PFNA

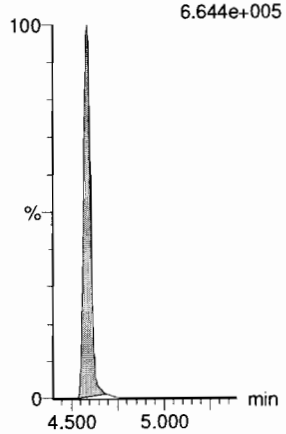

13C4-PFOS

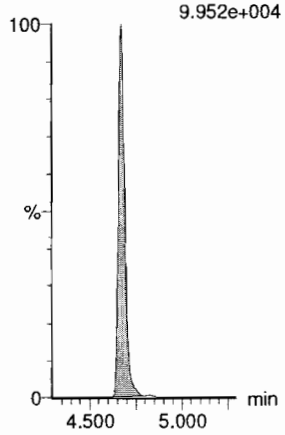

13C6-PFDA

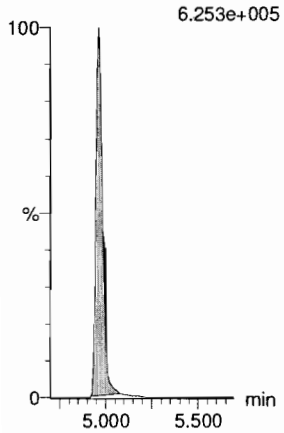

13C7-PFUdA

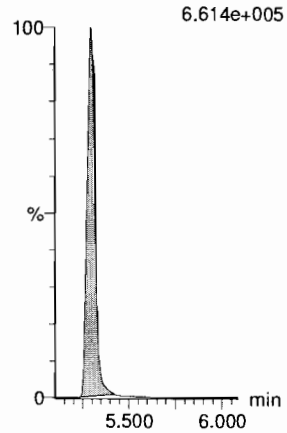

Vista Analytical Laboratory

Dataset: F:\Projects\PFAS.PRO\Results\180918M2\180918M2-CRV.qld

Last Altered: Wednesday, September 19, 2018 09:27:22 Pacific Daylight Time
Printed: Wednesday, September 19, 2018 09:28:06 Pacific Daylight Time

Name: 180918M2_3, Date: 18-Sep-2018, Time: 16:43:37, ID: ST180918M2-2 PFC CS-1 18I1702, Description: PFC CS-1 18I1702

PFBA

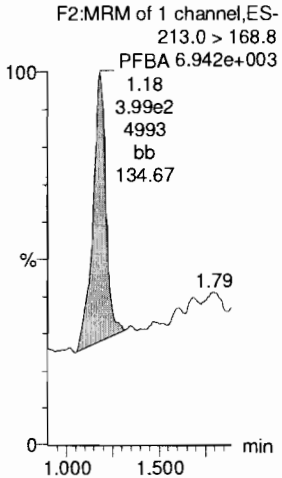

PFPeA

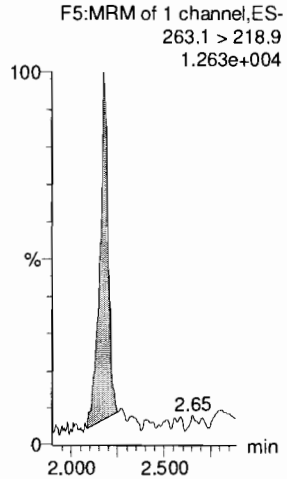

PFBS

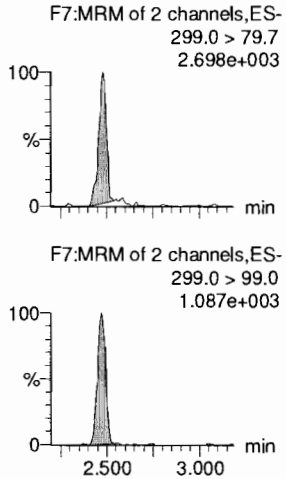

4:2 FTS

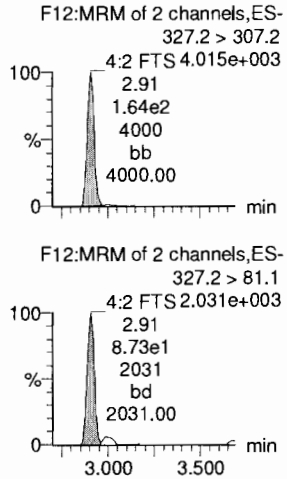

PFHxA

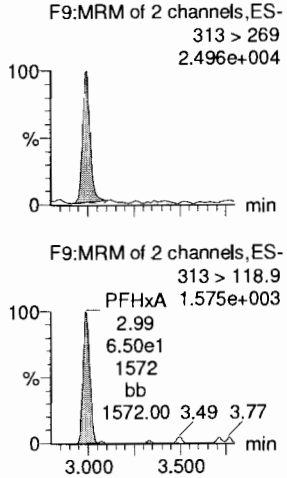

PFPeS

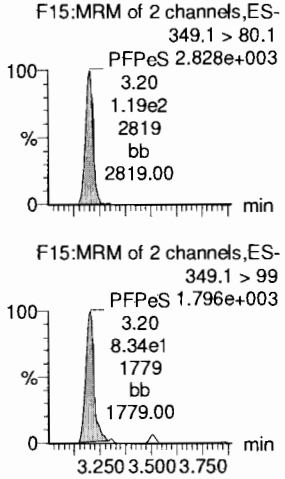

13C3-PFBA



13C3-PFPeA

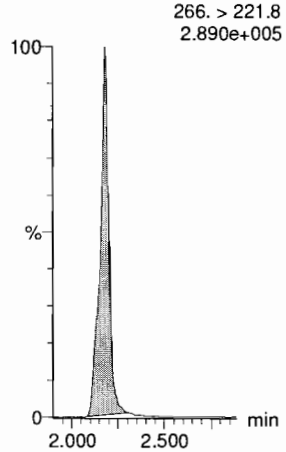

13C3-PFBS

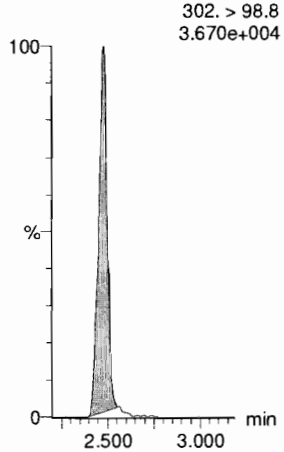

13C2-4:2 FTS

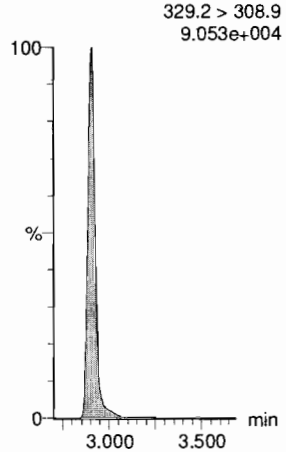

13C2-PFHxA

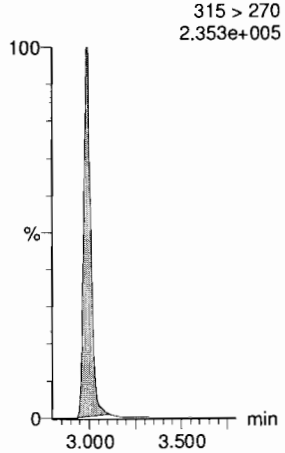

13C3-PFBS

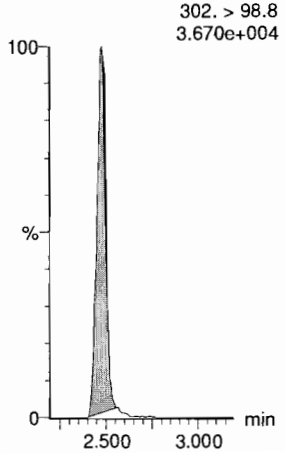

Dataset: F:\Projects\PFAS.PRO\Results\180918M2\180918M2-CRV.qld

Last Altered: Wednesday, September 19, 2018 09:27:22 Pacific Daylight Time
Printed: Wednesday, September 19, 2018 09:28:06 Pacific Daylight Time

Name: 180918M2_3, Date: 18-Sep-2018, Time: 16:43:37, ID: ST180918M2-2 PFC CS-1 18I1702, Description: PFC CS-1 18I1702

6:2 FTS

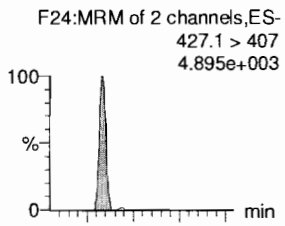

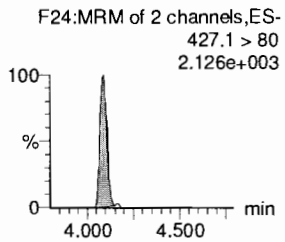

PFHpA

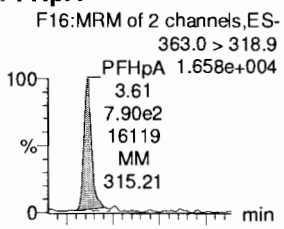

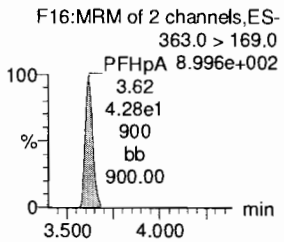

L-PFHxS

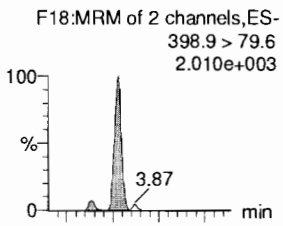

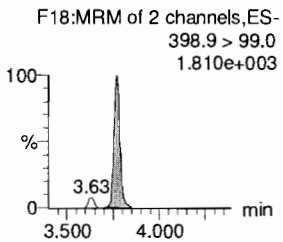

L-PFOA

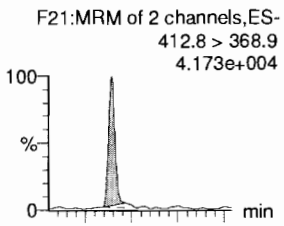

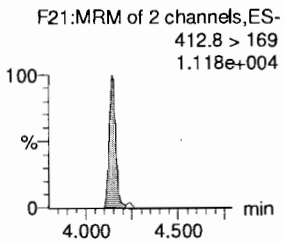

PFHpS

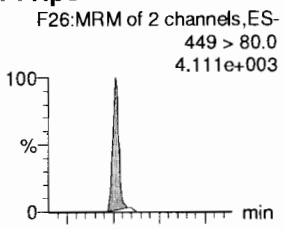

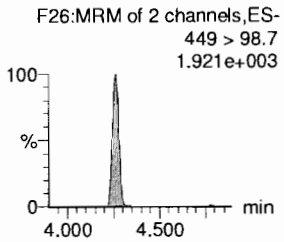

PFNA

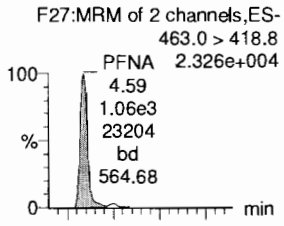

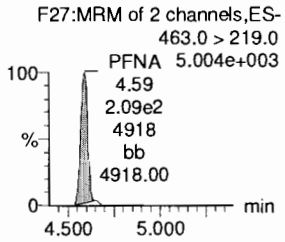

13C2-6:2 FTS

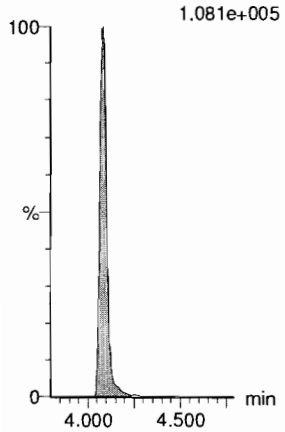

13C4-PFHpA

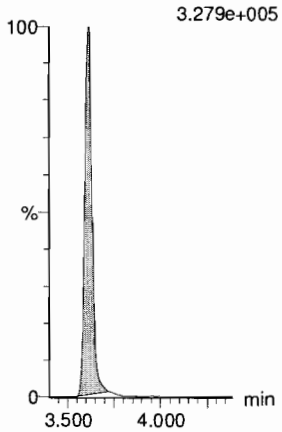

18O2-PFHxS

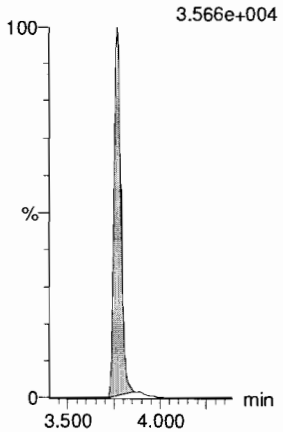

13C2-PFOA

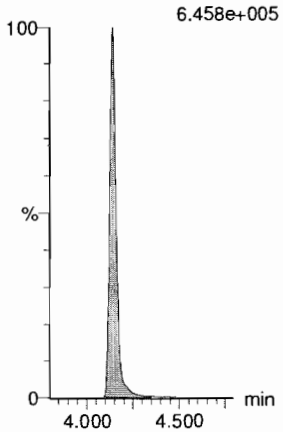

13C8-PFOS

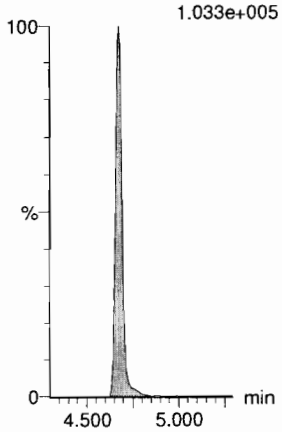

13C5-PFNA

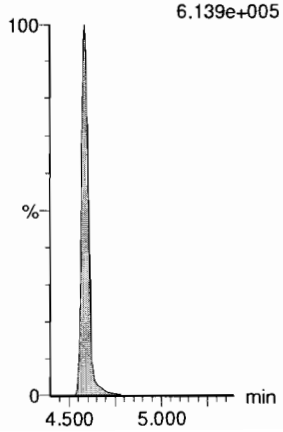

Dataset: F:\Projects\PFAS.PRO\Results\180918M2\180918M2-CRV.qld

Last Altered: Wednesday, September 19, 2018 09:27:22 Pacific Daylight Time
Printed: Wednesday, September 19, 2018 09:28:06 Pacific Daylight Time

Name: 180918M2_3, Date: 18-Sep-2018, Time: 16:43:37, ID: ST180918M2-2 PFC CS-1 18I1702, Description: PFC CS-1 18I1702

PFOSA

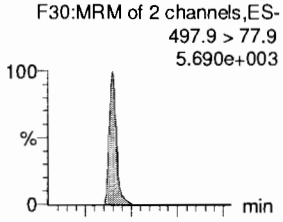

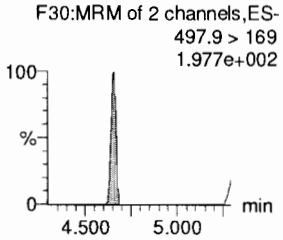

L-PFOS

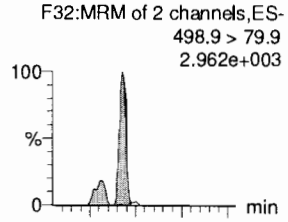

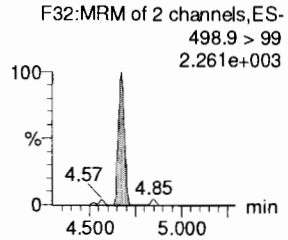

PFDA

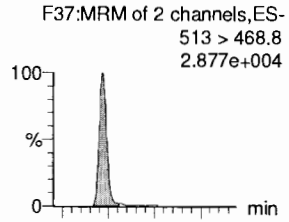

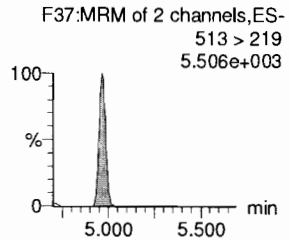

8:2 FTS

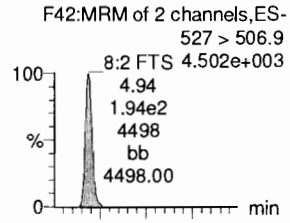

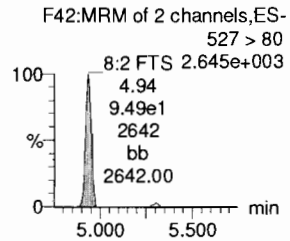

PFNS

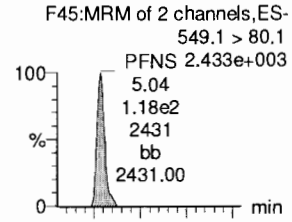

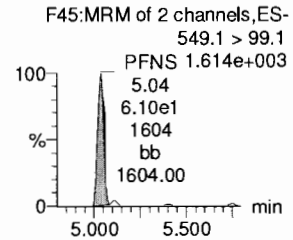

L-MeFOSAA

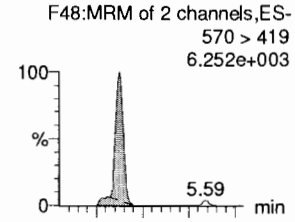

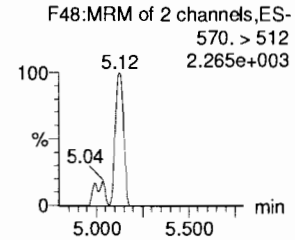

13C8-PFOSA

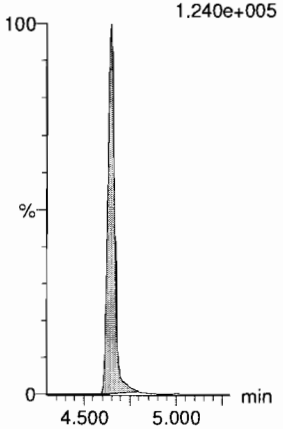

13C8-PFOS

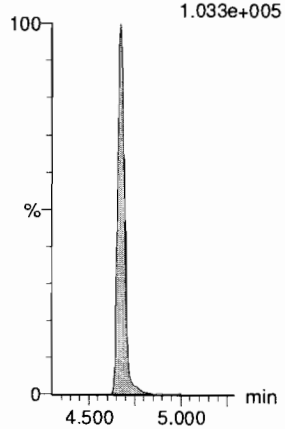

13C2-PFDA

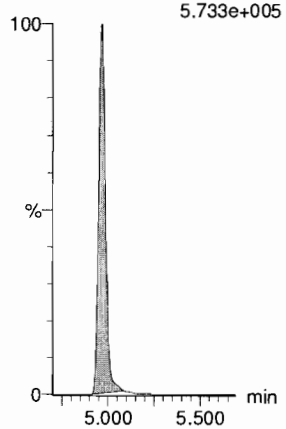

13C2-8:2 FTS

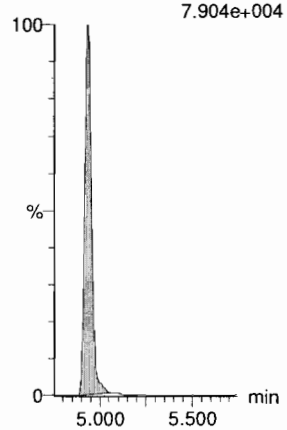

13C8-PFOS

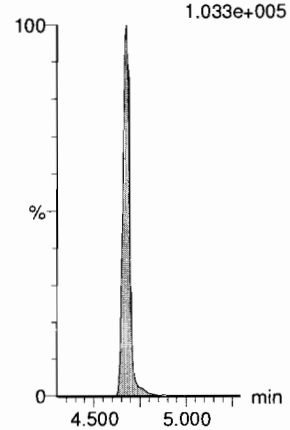

d3-N-MeFOSAA

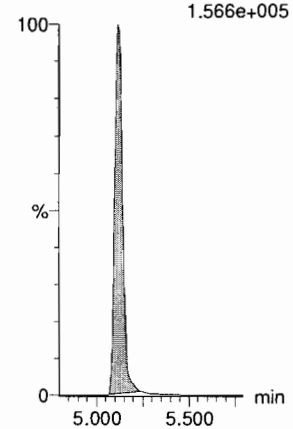

Dataset: F:\Projects\PFAS.PRO\Results\180918M2\180918M2-CRV.qld

Last Altered: Wednesday, September 19, 2018 09:27:22 Pacific Daylight Time
Printed: Wednesday, September 19, 2018 09:28:06 Pacific Daylight Time

Name: 180918M2_3, Date: 18-Sep-2018, Time: 16:43:37, ID: ST180918M2-2 PFC CS-1 18I1702, Description: PFC CS-1 18I1702

L-EtFOSAA

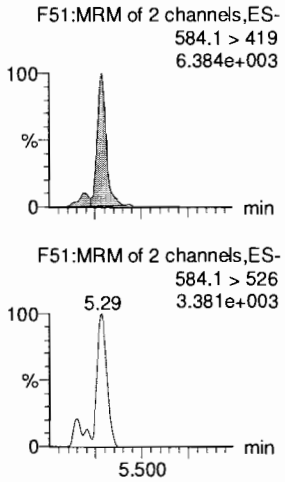

PFDoA

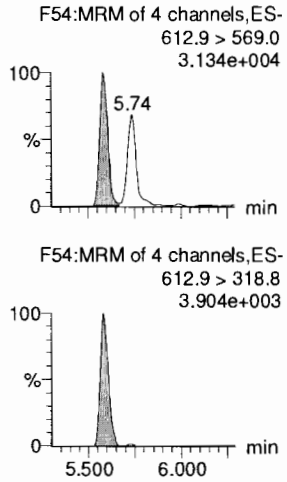

PFDS

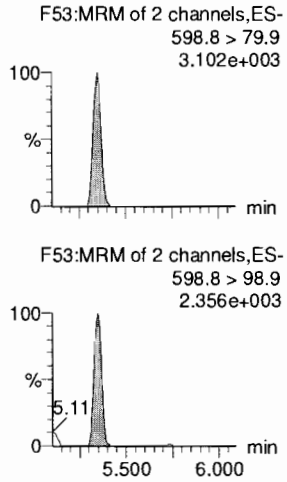

PFUdA

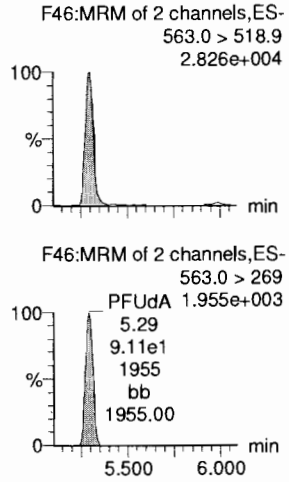

N-MeFOSA

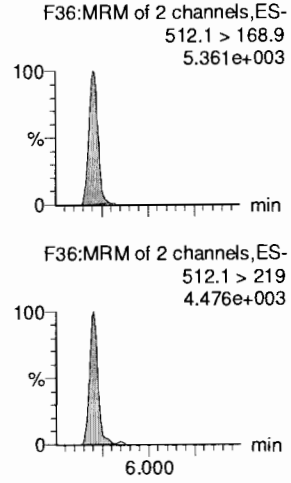

PFTrDA

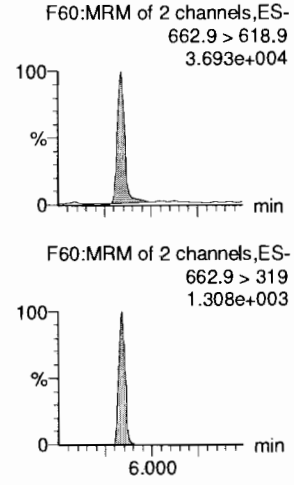

d5-N-EtFOSAA

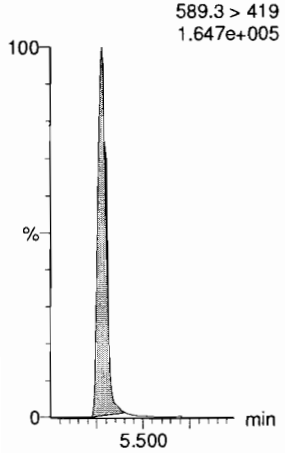

13C2-PFDoA

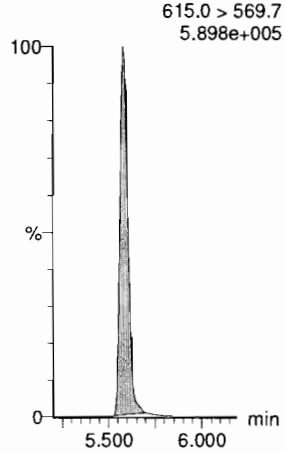

13C8-PFOS

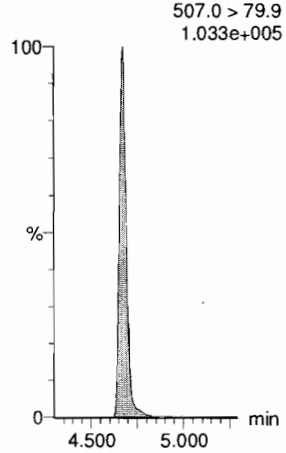

13C2-PFUdA

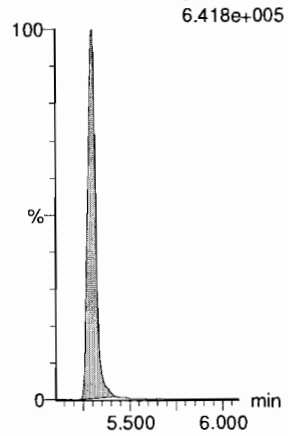

d3-N-MeFOSA

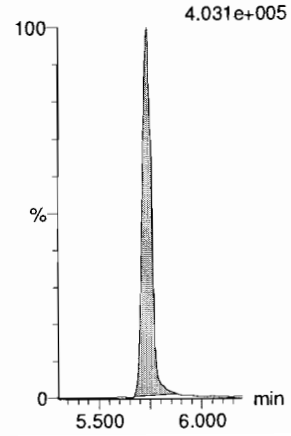

13C2-PFDoA

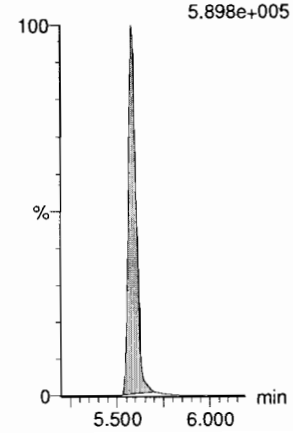

Dataset: F:\Projects\PFAS.PRO\Results\180918M2\180918M2-CRV.qld

Last Altered: Wednesday, September 19, 2018 09:27:22 Pacific Daylight Time
Printed: Wednesday, September 19, 2018 09:28:06 Pacific Daylight Time

Name: 180918M2_3, Date: 18-Sep-2018, Time: 16:43:37, ID: ST180918M2-2 PFC CS-1 18I1702, Description: PFC CS-1 18I1702

PFTeDA

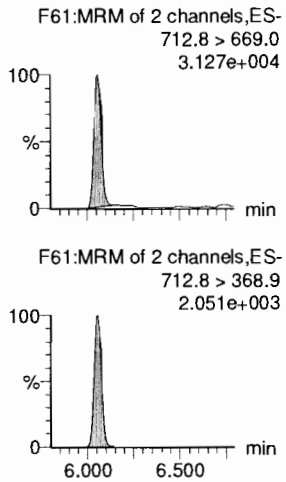

N-EtFOSA

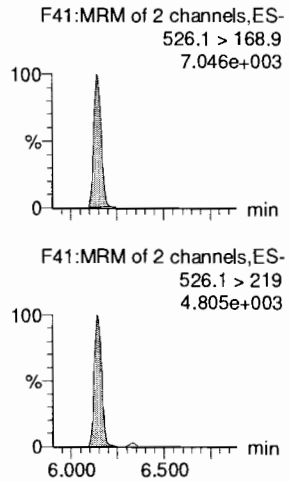

PFHxDA

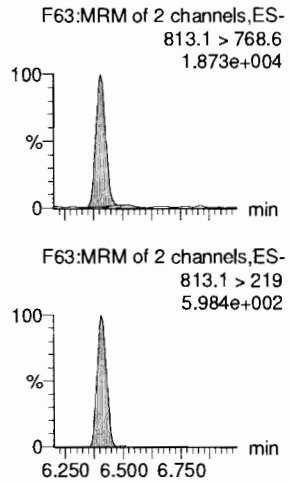

PFODA

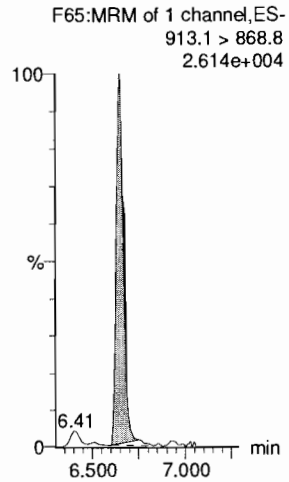

N-MeFOSE

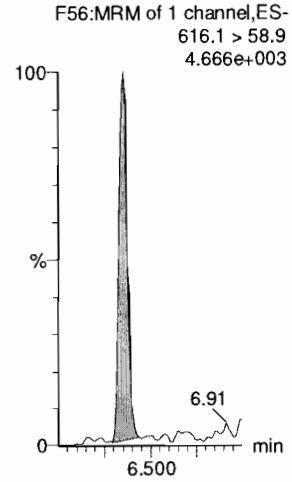

N-EtFOSE

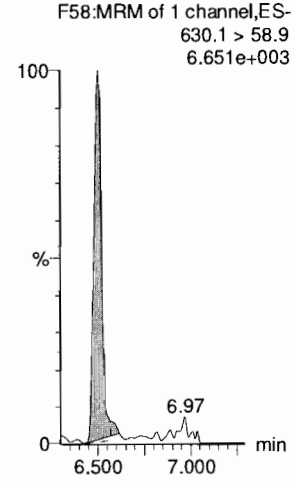

13C2-PFTeDA

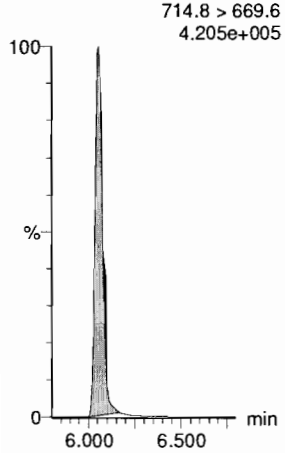

d5-N-ETFOSA

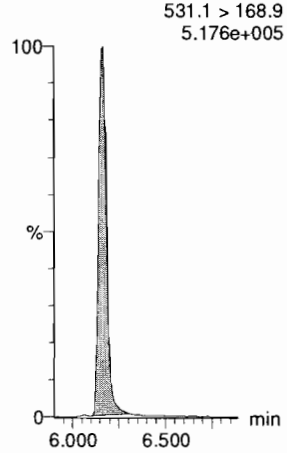

13C2-PFHxDA

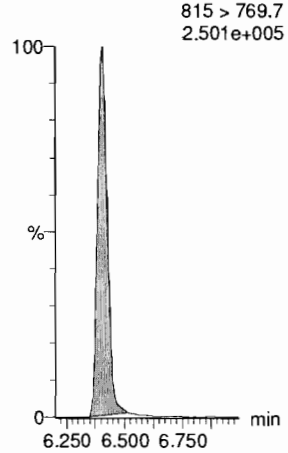

13C2-PFHxDA

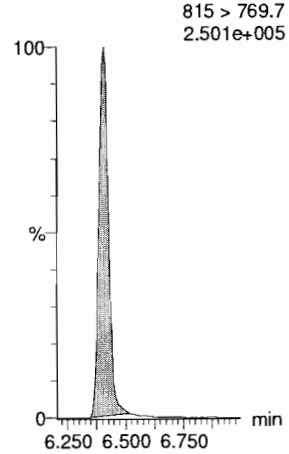

d7-N-MeFOSE

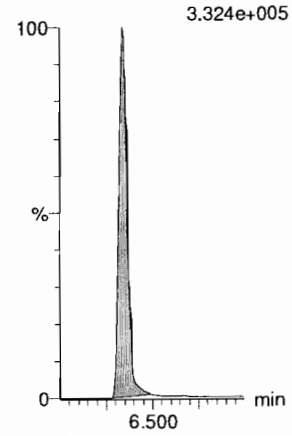

d9-N-EtFOSE

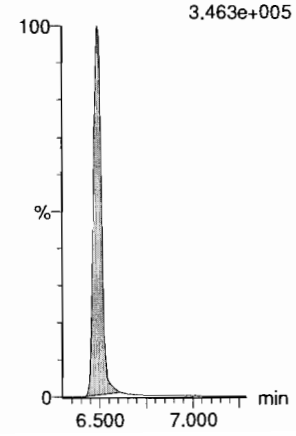

Dataset: F:\Projects\PFAS.PRO\Results\180918M2\180918M2-CRV.qld

Last Altered: Wednesday, September 19, 2018 09:27:22 Pacific Daylight Time
Printed: Wednesday, September 19, 2018 09:28:06 Pacific Daylight Time

Name: 180918M2_3, Date: 18-Sep-2018, Time: 16:43:37, ID: ST180918M2-2 PFC CS-1 18I1702, Description: PFC CS-1 18I1702

13C4-PFBA

F4:MRM of 1 channel,ES-
217. > 172
1.274e+005

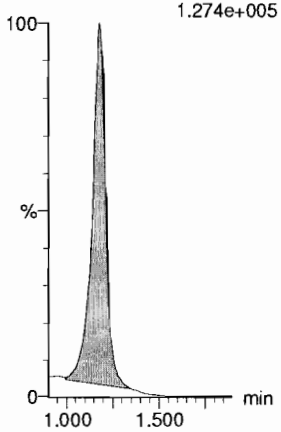

13C5-PFHxA

F11:MRM of 1 channel,ES-
318 > 272.9
6.383e+005

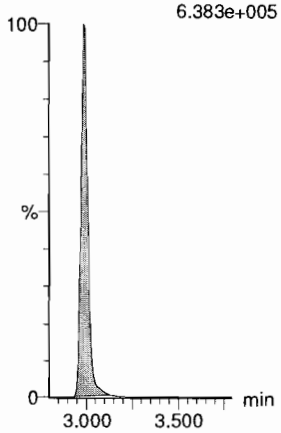

13C3-PFHxS

F19:MRM of 1 channel,ES-
401.8 > 79.9
9.156e+004

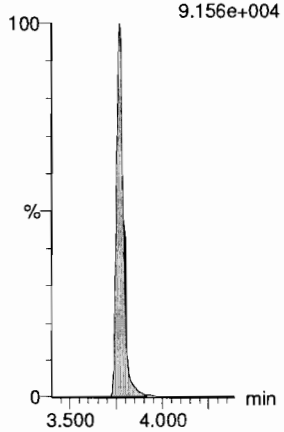

13C8-PFOA

F23:MRM of 1 channel,ES-
420.9 > 376
9.089e+005

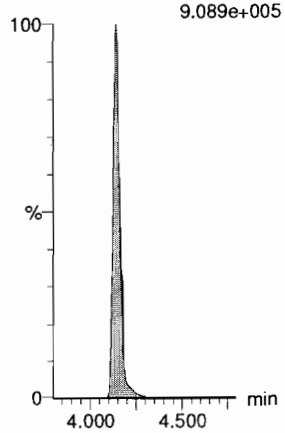

13C9-PFNA

F29:MRM of 1 channel,ES-
472.2 > 426.9
6.436e+005

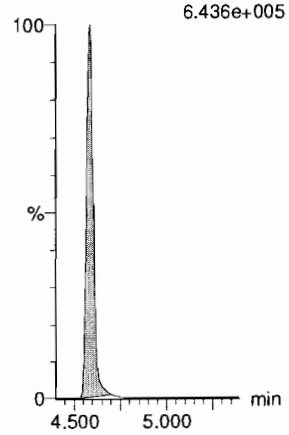

13C4-PFOS

F33:MRM of 1 channel,ES-
503 > 79.9
1.024e+005

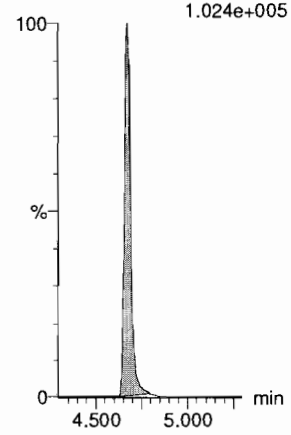

13C6-PFDA

F40:MRM of 1 channel,ES-
519.1 > 473.7
6.388e+005

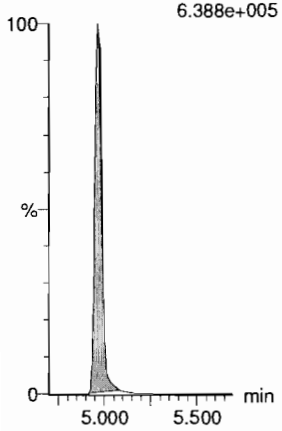

13C7-PFUdA

F49:MRM of 1 channel,ES-
570.1 > 524.8
6.740e+005

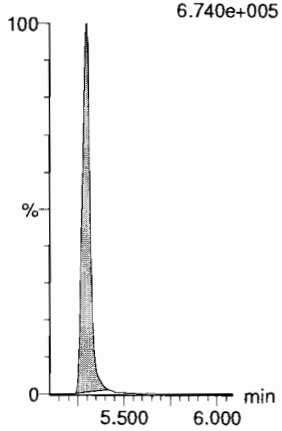

Dataset: F:\Projects\PFAS.PRO\Results\180918M2\180918M2-CRV.qld

Last Altered: Wednesday, September 19, 2018 09:27:22 Pacific Daylight Time
Printed: Wednesday, September 19, 2018 09:28:06 Pacific Daylight Time

Name: 180918M2_4, Date: 18-Sep-2018, Time: 16:54:15, ID: ST180918M2-3 PFC CS0 18I1703, Description: PFC CS0 18I1703

PFBA

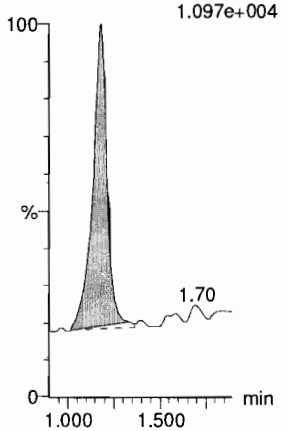

PFPeA

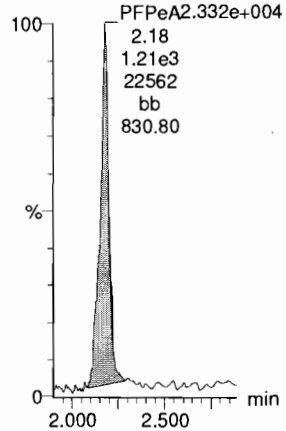

PFBS

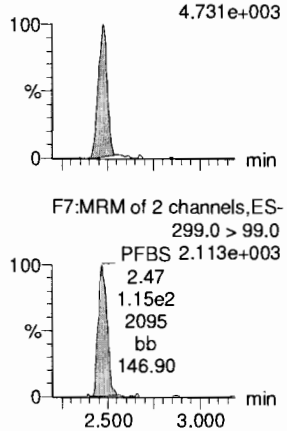

4:2 FTS

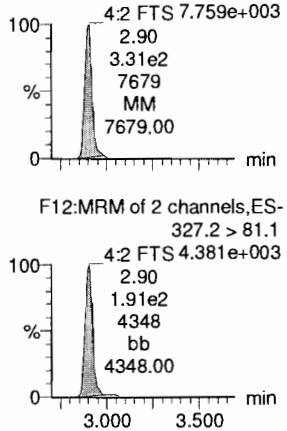

PFHxA

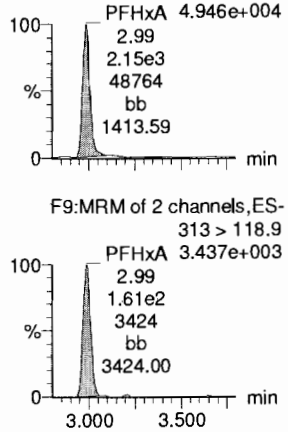

PFPeS

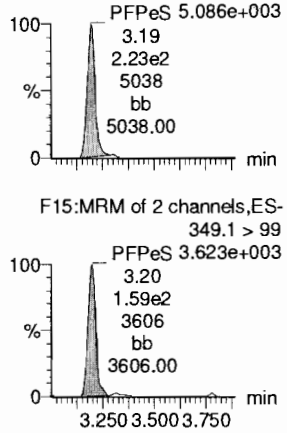

13C3-PFBA

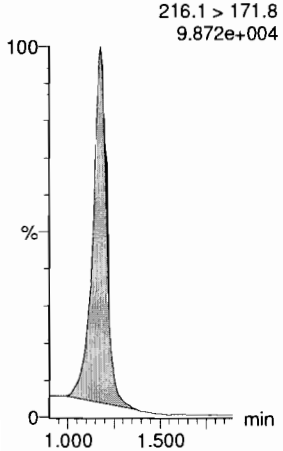

13C3-PFPeA

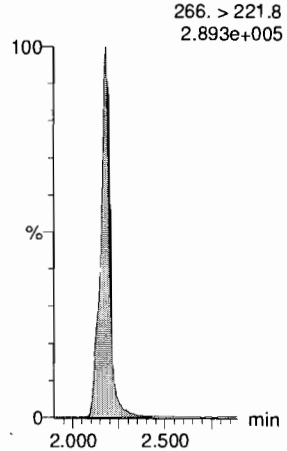

13C3-PFBS

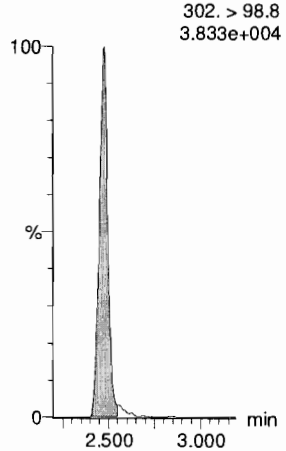

13C2-4:2 FTS

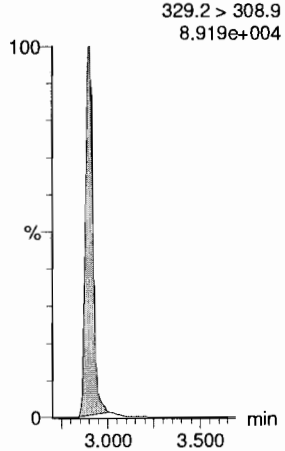

13C2-PFHxA

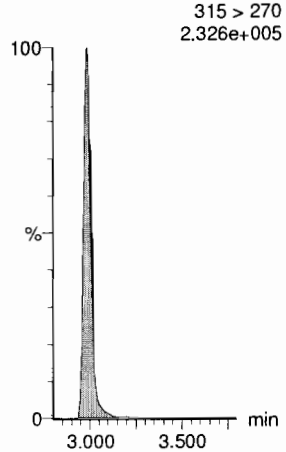

13C3-PFBS

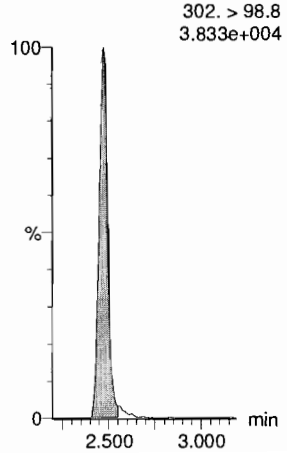

Dataset: F:\Projects\PFAS.PRO\Results\180918M2\180918M2-CRV.qld

Last Altered: Wednesday, September 19, 2018 09:27:22 Pacific Daylight Time
Printed: Wednesday, September 19, 2018 09:28:06 Pacific Daylight Time

Name: 180918M2_4, Date: 18-Sep-2018, Time: 16:54:15, ID: ST180918M2-3 PFC CS0 18I1703, Description: PFC CS0 18I1703

6:2 FTS

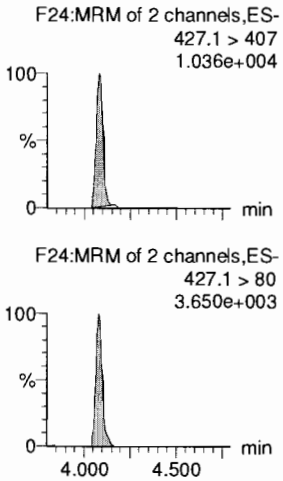

PFHpA

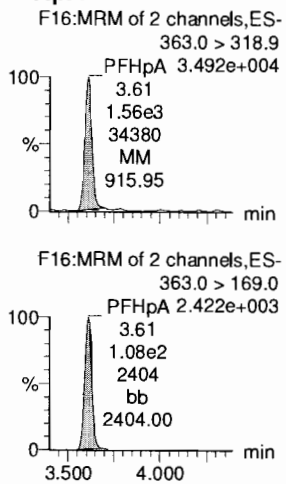

L-PFHxS

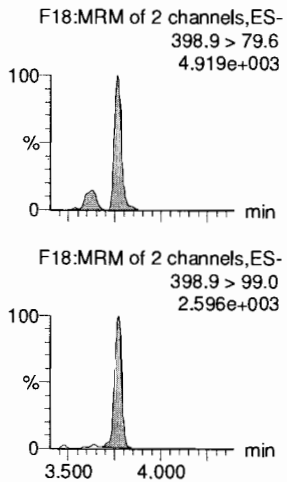

L-PFOA

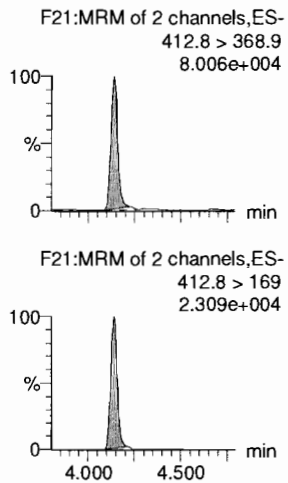

PFHpS

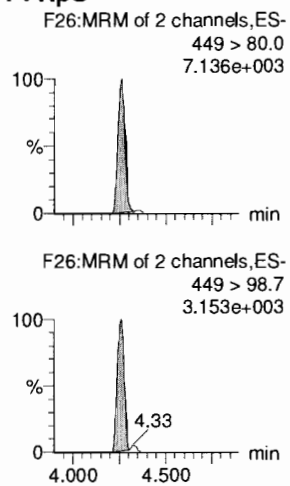

PFNA

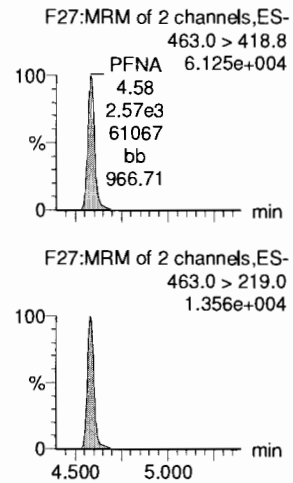

13C2-6:2 FTS

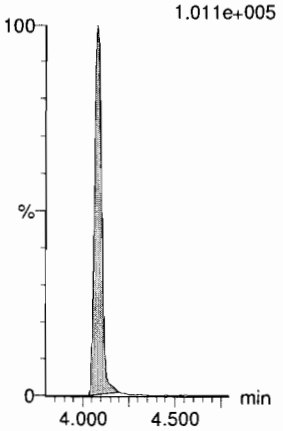

13C4-PFHpA

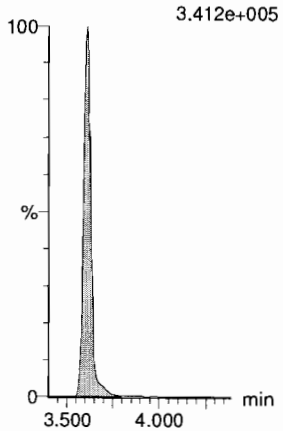

18O2-PFHxS

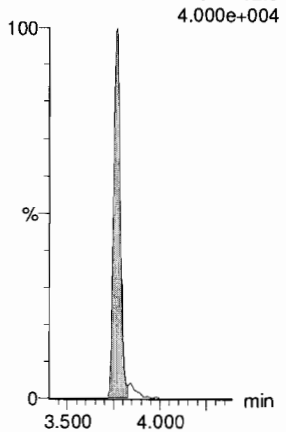

13C2-PFOA

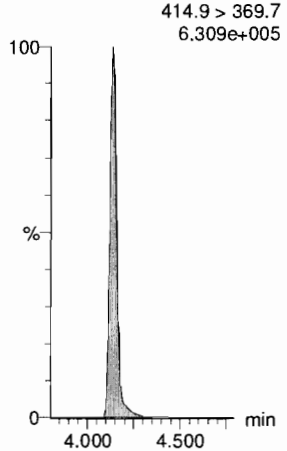

13C8-PFOS

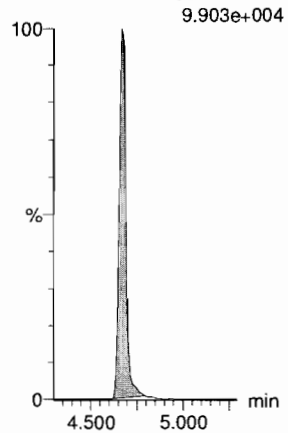

13C5-PFNA

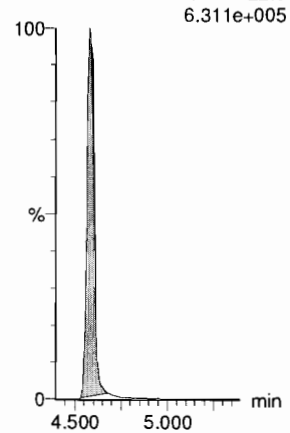

Dataset: F:\Projects\PFAS.PRO\Results\180918M2\180918M2-CRV.qld

Last Altered: Wednesday, September 19, 2018 09:27:22 Pacific Daylight Time
Printed: Wednesday, September 19, 2018 09:28:06 Pacific Daylight Time

Name: 180918M2_4, Date: 18-Sep-2018, Time: 16:54:15, ID: ST180918M2-3 PFC CS0 18I1703, Description: PFC CS0 18I1703

PFOSA

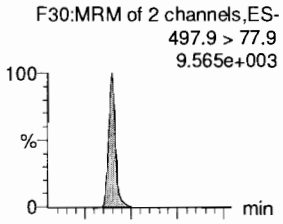

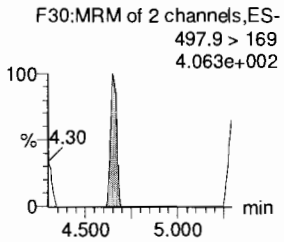

L-PFOS

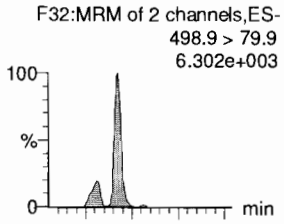

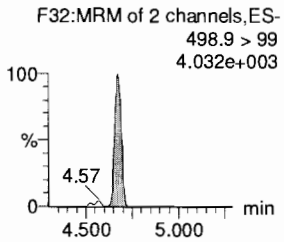

PFDA

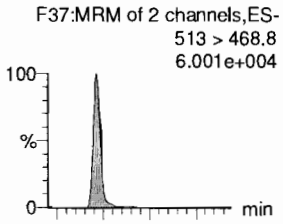

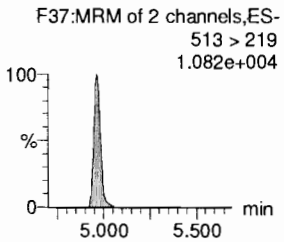

8:2 FTS

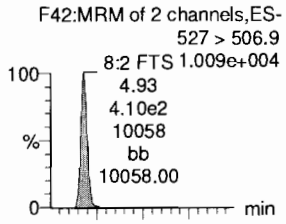

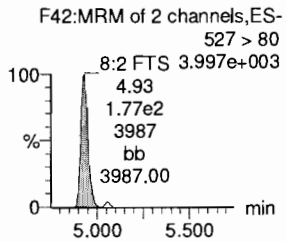

PFNS

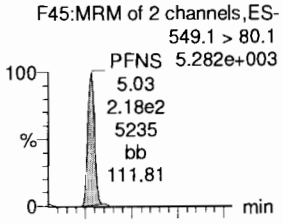

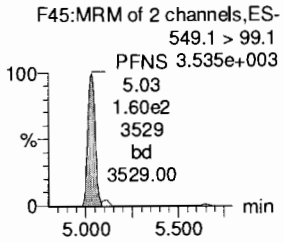

L-MeFOSAA

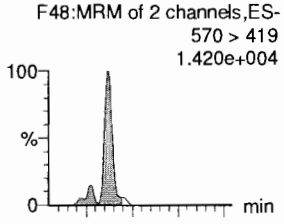

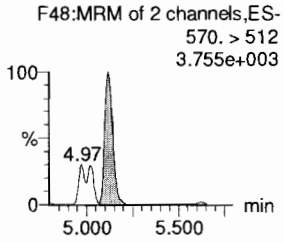

13C8-PFOSA

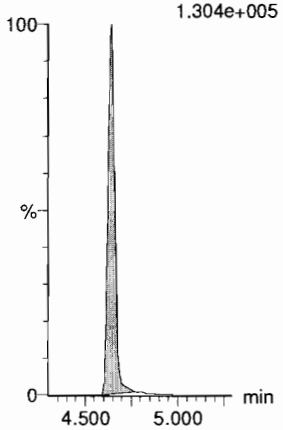

13C8-PFOS



13C2-PFDA

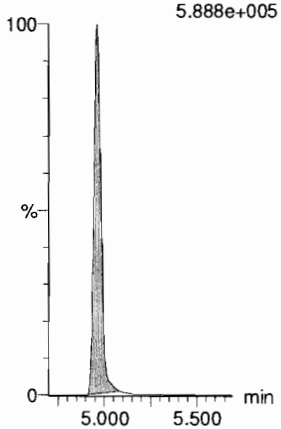

13C2-8:2 FTS

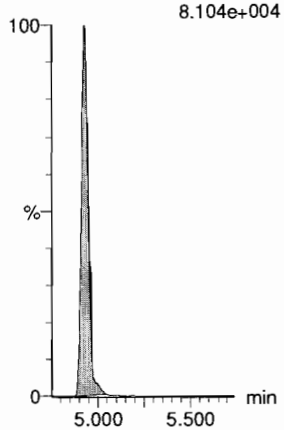

13C8-PFOS

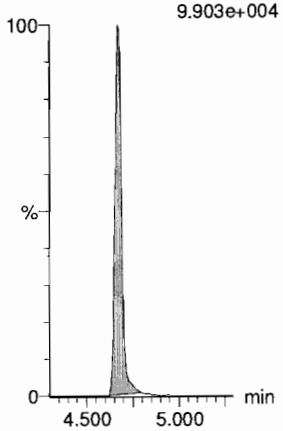

d3-N-MeFOSAA

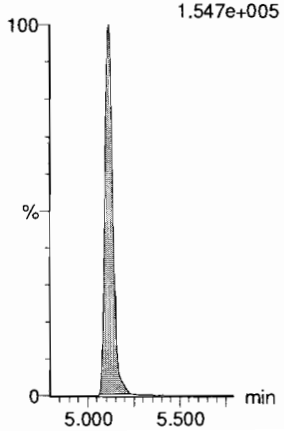

Dataset: F:\Projects\PFAS.PRO\Results\180918M2\180918M2-CRV.qld

Last Altered: Wednesday, September 19, 2018 09:27:22 Pacific Daylight Time
Printed: Wednesday, September 19, 2018 09:28:06 Pacific Daylight Time

Name: 180918M2_4, Date: 18-Sep-2018, Time: 16:54:15, ID: ST180918M2-3 PFC CS0 18I1703, Description: PFC CS0 18I1703

L-EtFOSAA

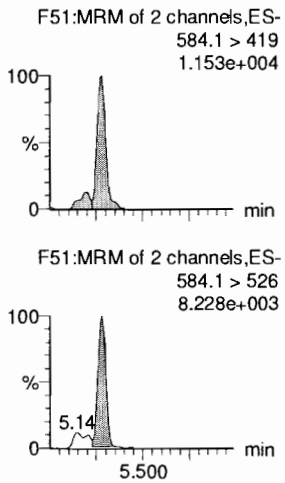

PFDoA

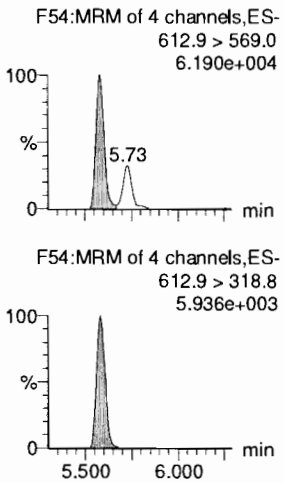

PFDS

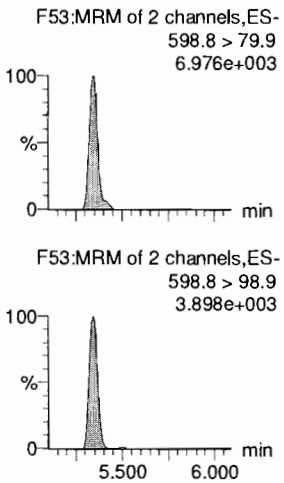

PFUdA

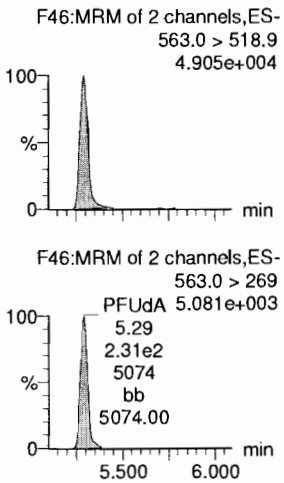

N-MeFOSA

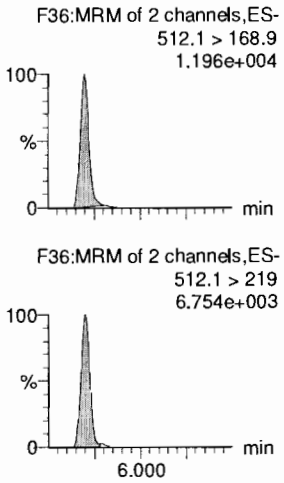

PFTrDA

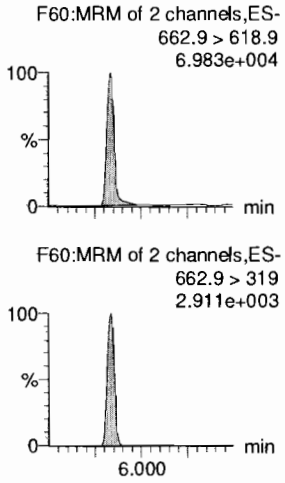

d5-N-EtFOSAA

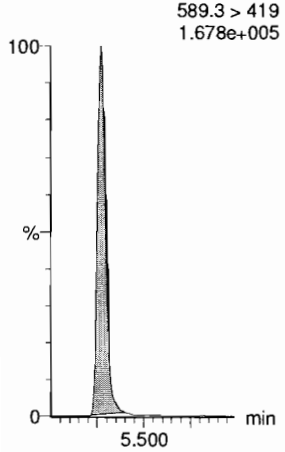

13C2-PFDoA

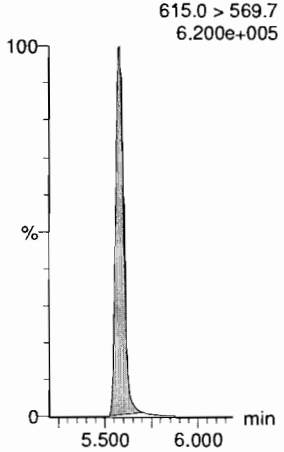

13C8-PFOS

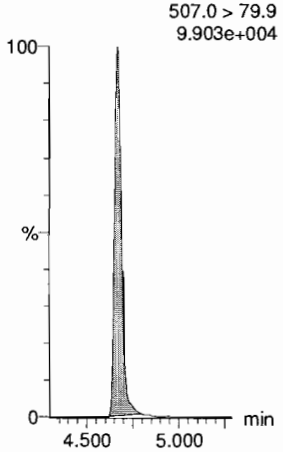

13C2-PFUdA

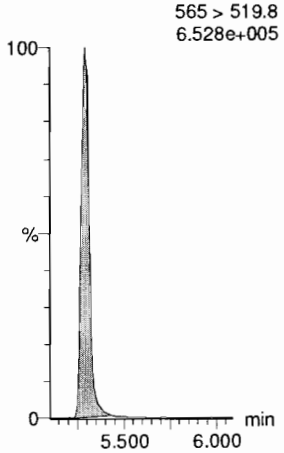

d3-N-MeFOSA

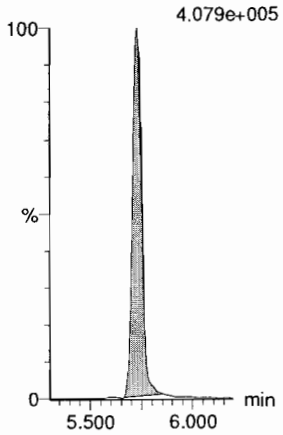

13C2-PFDoA

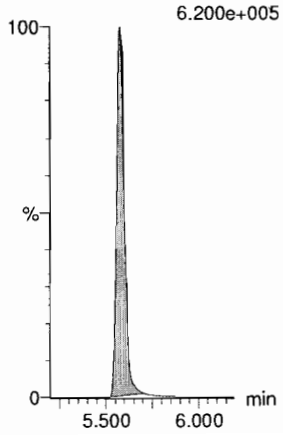

Dataset: F:\Projects\PFAS.PRO\Results\180918M2\180918M2-CRV.qld

Last Altered: Wednesday, September 19, 2018 09:27:22 Pacific Daylight Time
Printed: Wednesday, September 19, 2018 09:28:06 Pacific Daylight Time

Name: 180918M2_4, Date: 18-Sep-2018, Time: 16:54:15, ID: ST180918M2-3 PFC CS0 18I1703, Description: PFC CS0 18I1703

PFTeDA

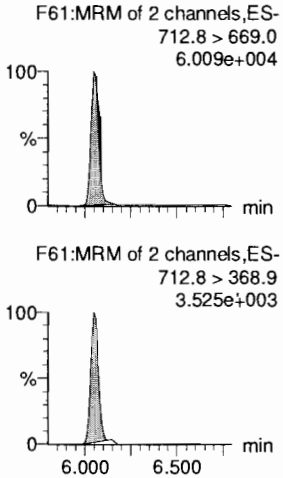

N-EtFOSA

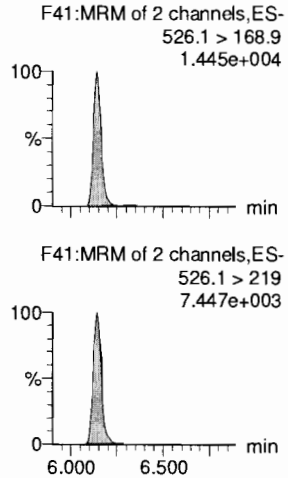

PFHxDA

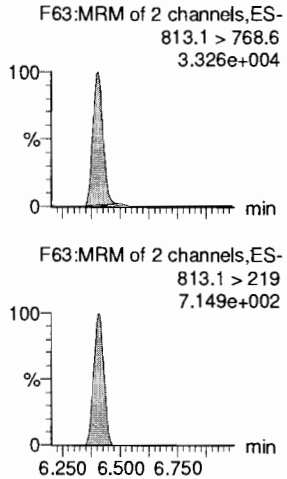

PFODA

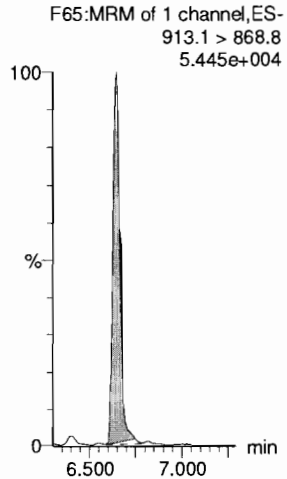

N-MeFOSE

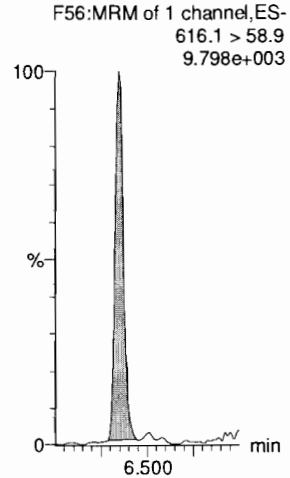

N-EtFOSE

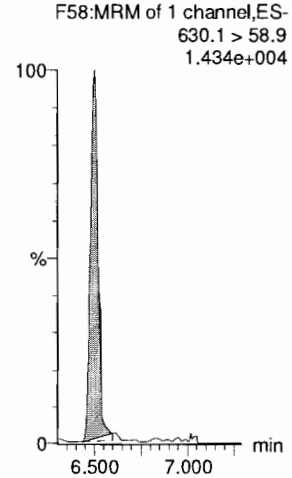

13C2-PFTeDA

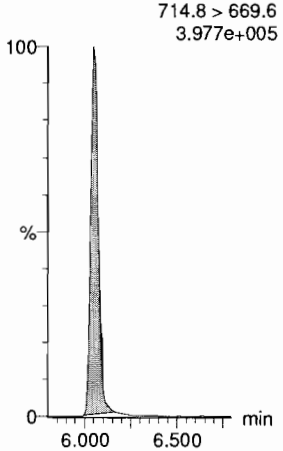

d5-N-ETFOSA

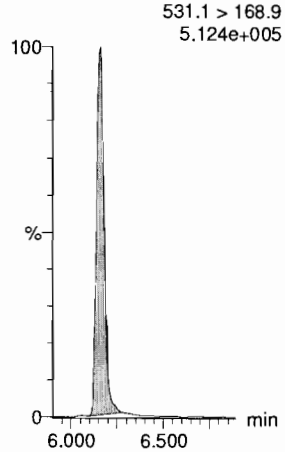

13C2-PFHxDA

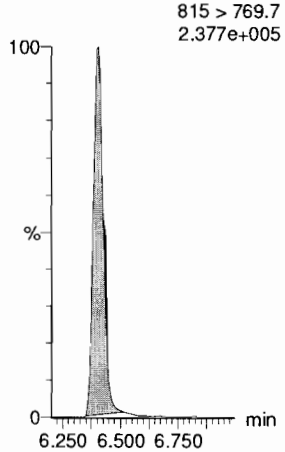

13C2-PFHxDA

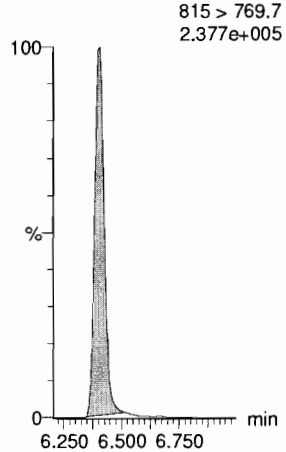

d7-N-MeFOSE

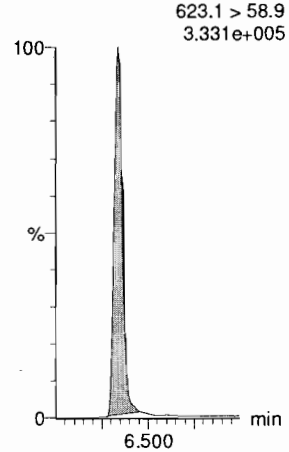

d9-N-EtFOSE

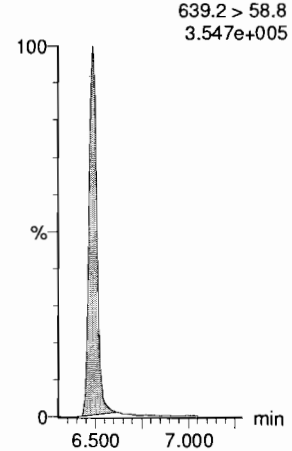

Dataset: F:\Projects\PFAS.PRO\Results\180918M2\180918M2-CRV.qld

Last Altered: Wednesday, September 19, 2018 09:27:22 Pacific Daylight Time
Printed: Wednesday, September 19, 2018 09:28:06 Pacific Daylight Time

Name: 180918M2_4, Date: 18-Sep-2018, Time: 16:54:15, ID: ST180918M2-3 PFC CS0 18I1703, Description: PFC CS0 18I1703

13C4-PFBA
F4:MRM of 1 channel,ES-
217. > 172
1.289e+005

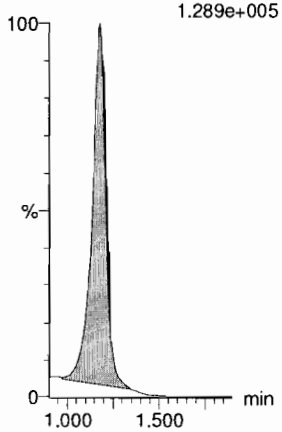

13C5-PFHxA
F11:MRM of 1 channel,ES-
318 > 272.9
6.309e+005

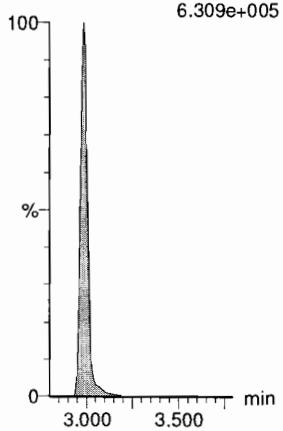

13C3-PFHxS
F19:MRM of 1 channel,ES-
401.8 > 79.9
9.006e+004

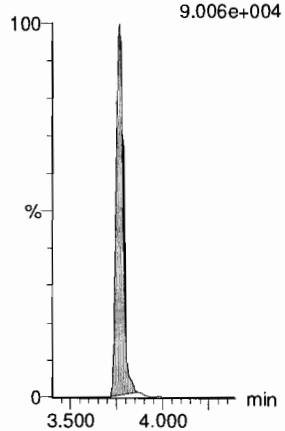

13C8-PFOA
F23:MRM of 1 channel,ES-
420.9 > 376
9.249e+005

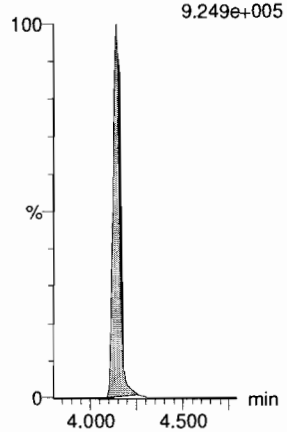

13C9-PFNA
F29:MRM of 1 channel,ES-
472.2 > 426.9
6.546e+005

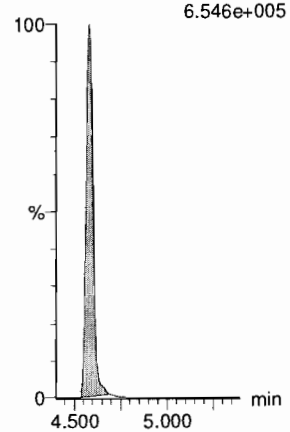

13C4-PFOS
F33:MRM of 1 channel,ES-
503 > 79.9
9.536e+004

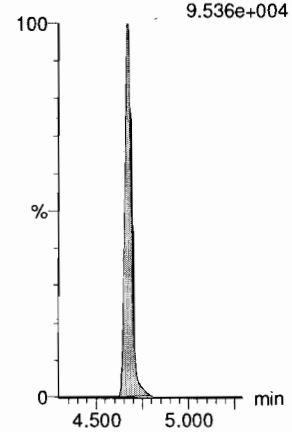

13C6-PFDA
F40:MRM of 1 channel,ES-
519.1 > 473.7
6.445e+005

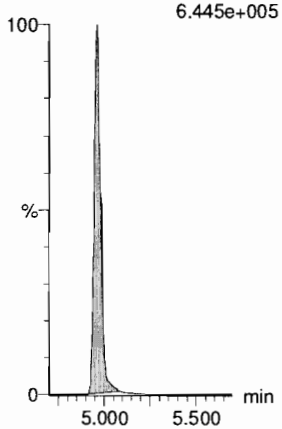

13C7-PFUdA
F49:MRM of 1 channel,ES-
570.1 > 524.8
6.852e+005

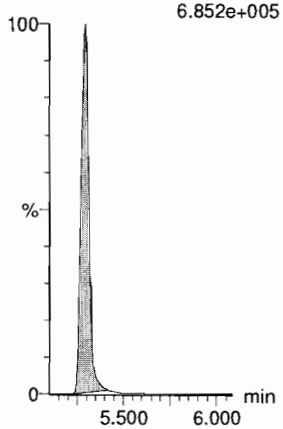

Dataset: F:\Projects\PFAS.PRO\Results\180918M2\180918M2-CRV.qld

Last Altered: Wednesday, September 19, 2018 09:27:22 Pacific Daylight Time
Printed: Wednesday, September 19, 2018 09:28:06 Pacific Daylight Time

Name: 180918M2_5, Date: 18-Sep-2018, Time: 17:04:53, ID: ST180918M2-4 PFC CS1 18I1704, Description: PFC CS1 18I1704

PFBA

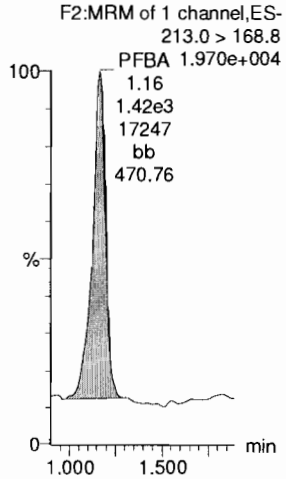

PFPeA

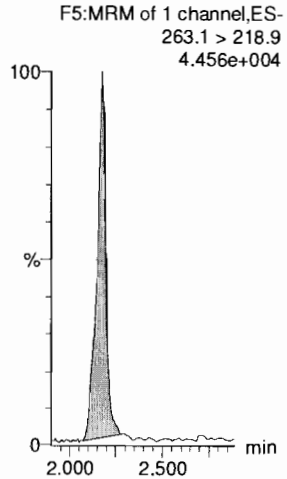

PFBS

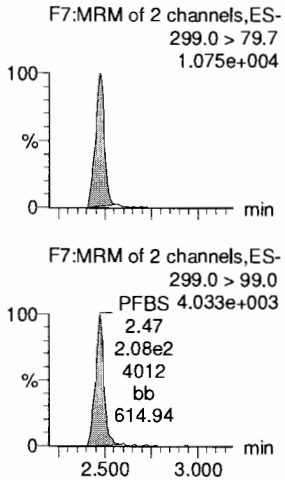

4:2 FTS

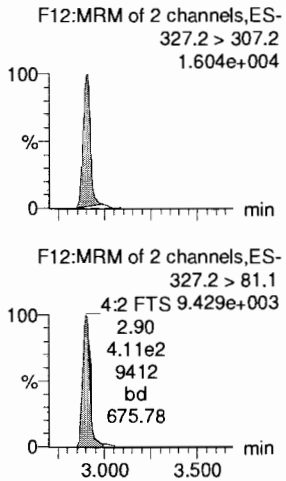

PFHxA

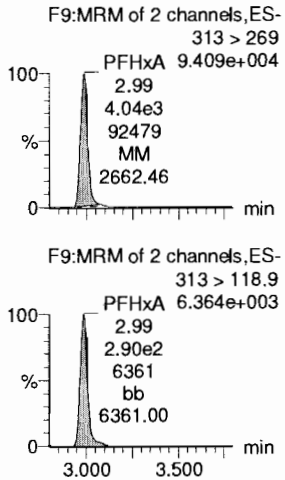

PFPeS

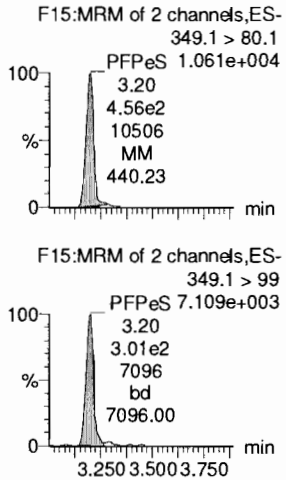

13C3-PFBA

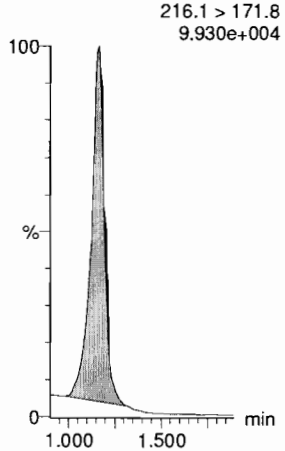

13C3-PFPeA

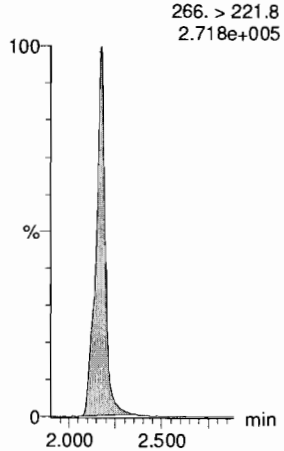

13C3-PFBS

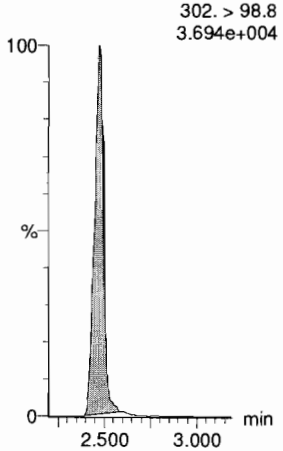

13C2-4:2 FTS

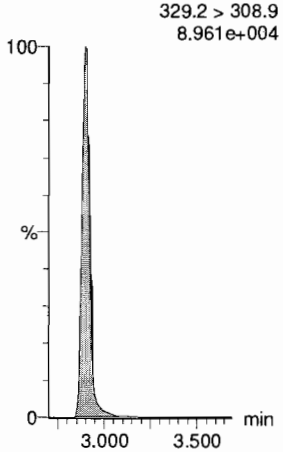

13C2-PFHxA

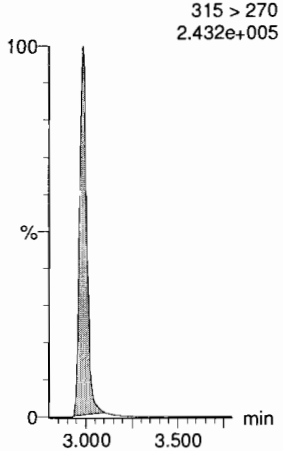

13C3-PFBS

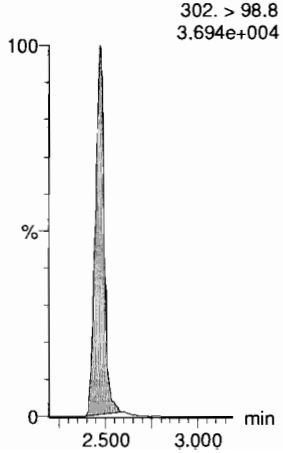

Dataset: F:\Projects\PFAS.PRO\Results\180918M2\180918M2-CRV.qld

Last Altered: Wednesday, September 19, 2018 09:27:22 Pacific Daylight Time
Printed: Wednesday, September 19, 2018 09:28:06 Pacific Daylight Time

Name: 180918M2_5, Date: 18-Sep-2018, Time: 17:04:53, ID: ST180918M2-4 PFC CS1 18I1704, Description: PFC CS1 18I1704

6:2 FTS

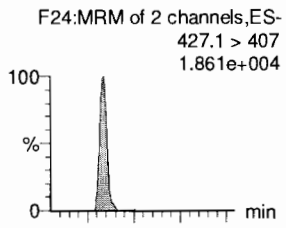

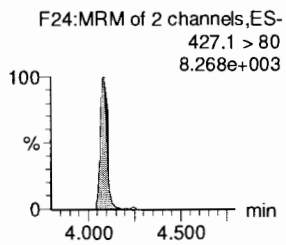

PFHpA

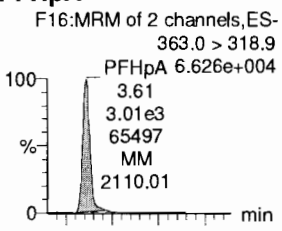

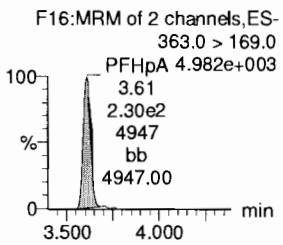

L-PFHxS

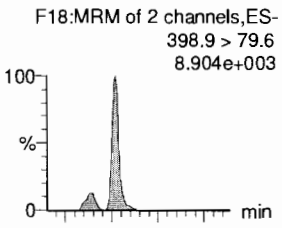

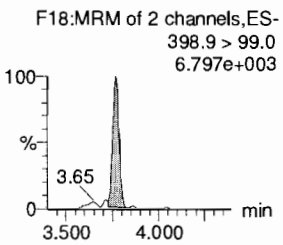

L-PFOA

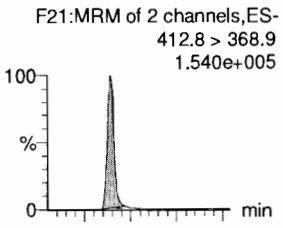

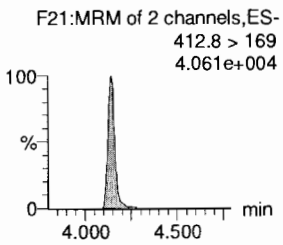

PFHpS

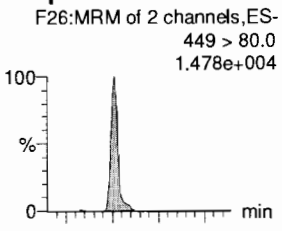

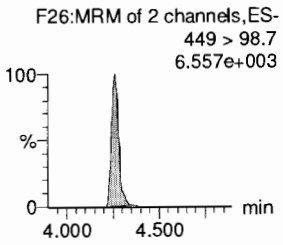

PFNA

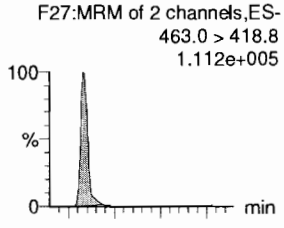

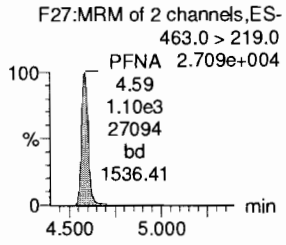

13C2-6:2 FTS

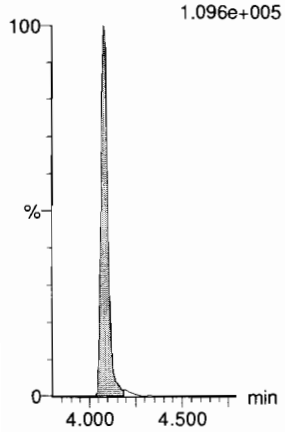

13C4-PFHpA

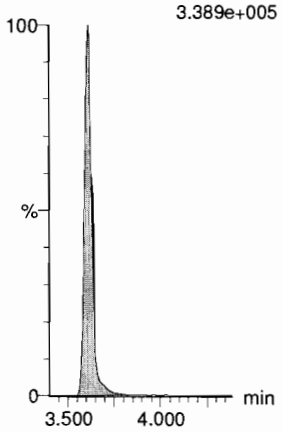

18O2-PFHxS

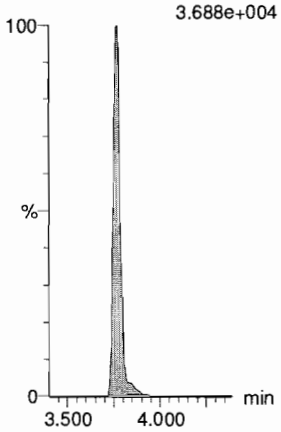

13C2-PFOA

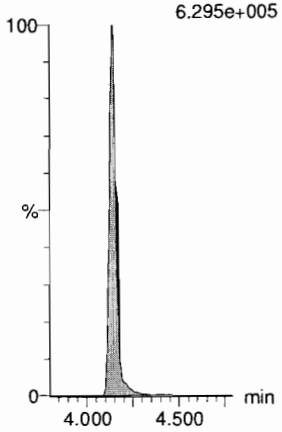

13C8-PFOS

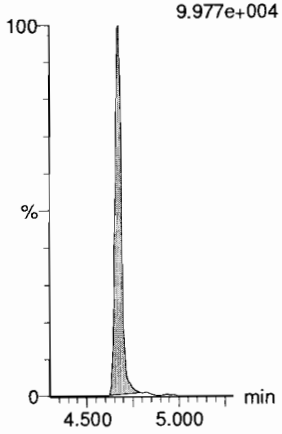

13C5-PFNA

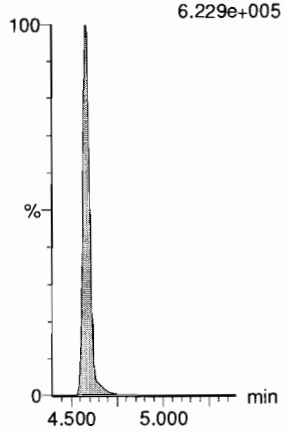

Dataset: F:\Projects\PFAS.PRO\Results\180918M2\180918M2-CRV.qld

Last Altered: Wednesday, September 19, 2018 09:27:22 Pacific Daylight Time
Printed: Wednesday, September 19, 2018 09:28:06 Pacific Daylight Time

Name: 180918M2_5, Date: 18-Sep-2018, Time: 17:04:53, ID: ST180918M2-4 PFC CS1 18I1704, Description: PFC CS1 18I1704

PFOSA

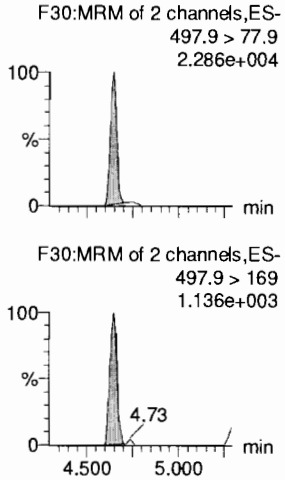

L-PFOS

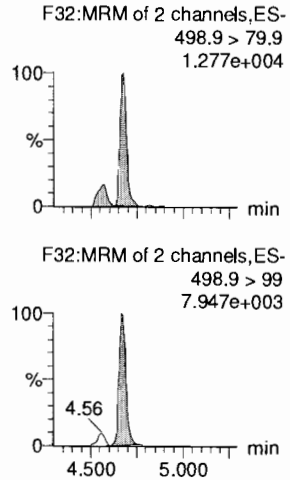

PFDA

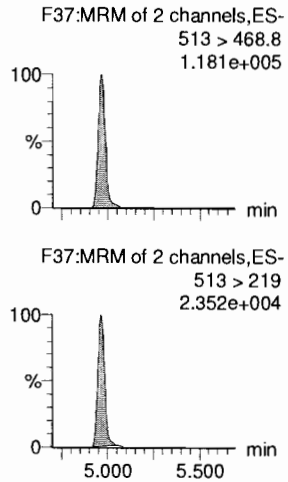

8:2 FTS

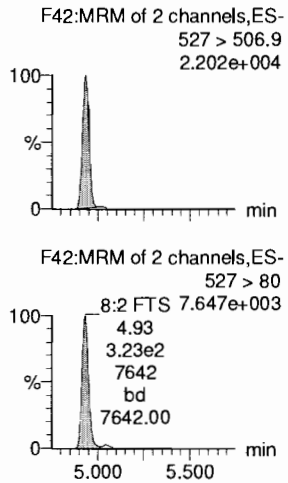

PFNS

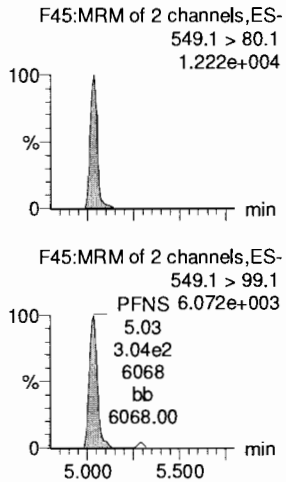

L-MeFOSAA

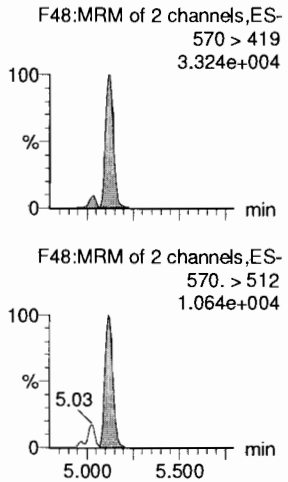

13C8-PFOSA

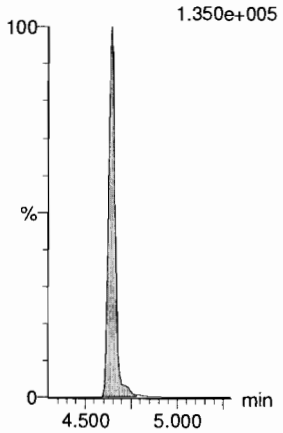

13C8-PFOS

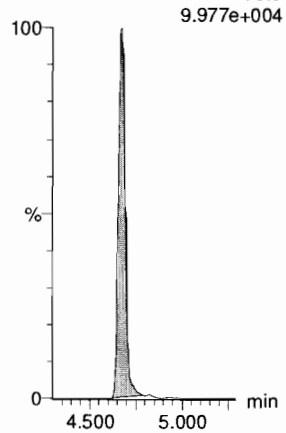

13C2-PFDA

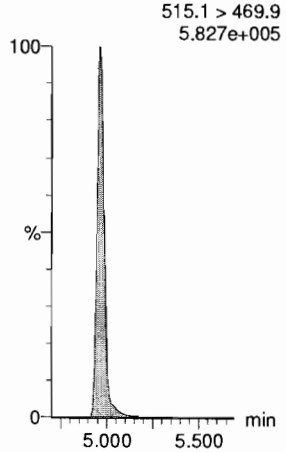

13C2-8:2 FTS

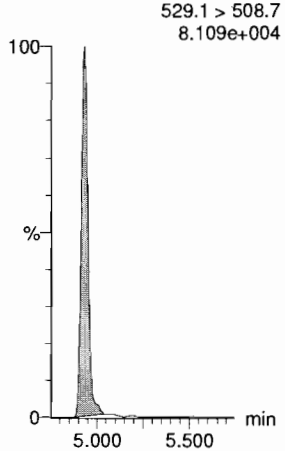

13C8-PFOS

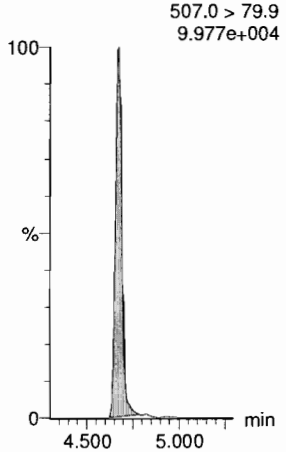

d3-N-MeFOSAA

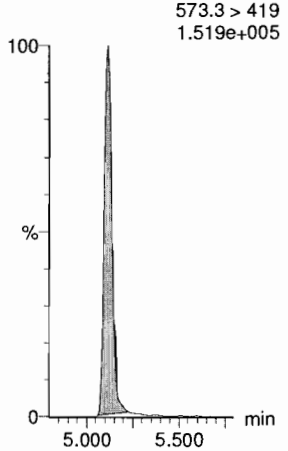

Dataset: F:\Projects\PFAS.PRO\Results\180918M2\180918M2-CRV.qld

Last Altered: Wednesday, September 19, 2018 09:27:22 Pacific Daylight Time
Printed: Wednesday, September 19, 2018 09:28:06 Pacific Daylight Time

Name: 180918M2_5, Date: 18-Sep-2018, Time: 17:04:53, ID: ST180918M2-4 PFC CS1 18I1704, Description: PFC CS1 18I1704

L-EtFOSAA

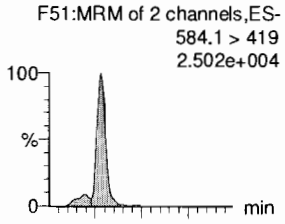

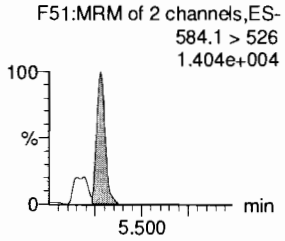

PFDoA

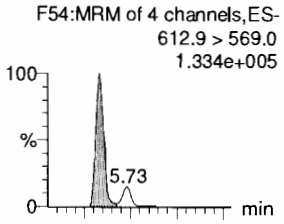

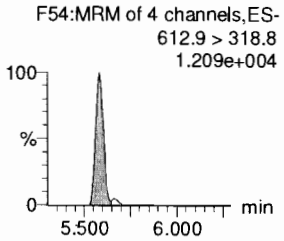

PFDS

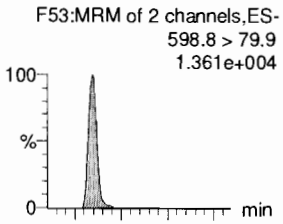

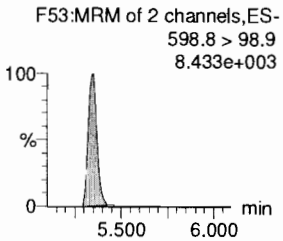

PFUdA

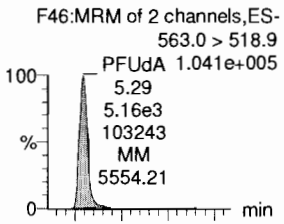

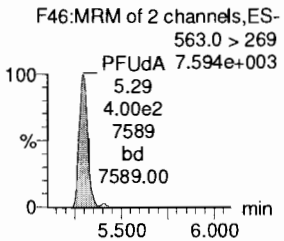

N-MeFOSA

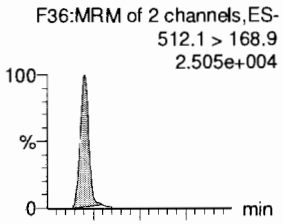

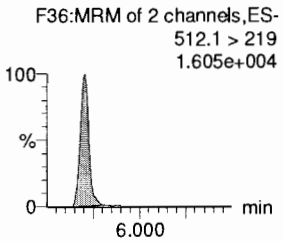

PFTrDA

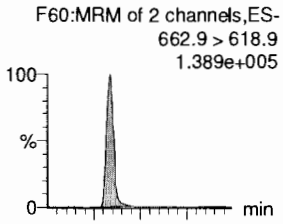

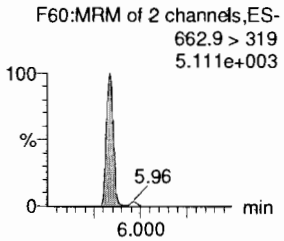

d5-N-EtFOSAA

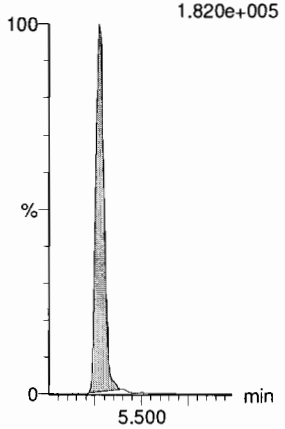

13C2-PFDoA

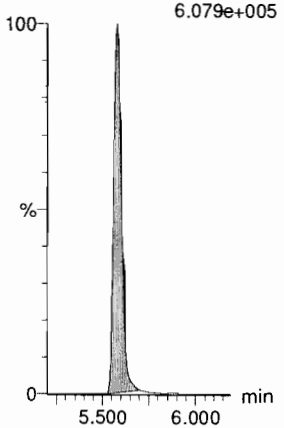

13C8-PFOS

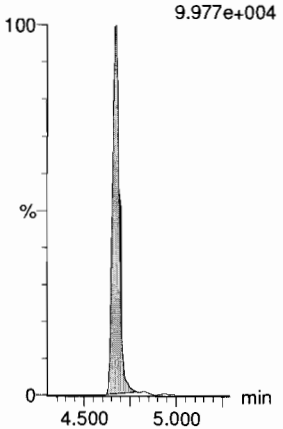

13C2-PFUdA

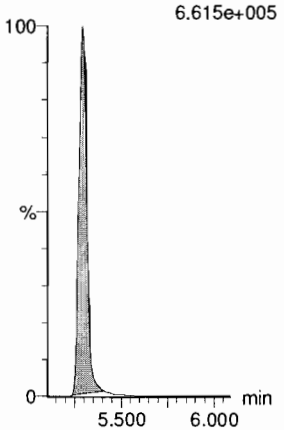

d3-N-MeFOSA

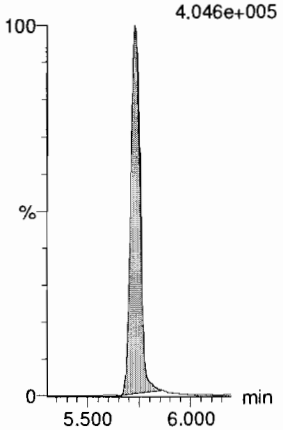

13C2-PFDoA

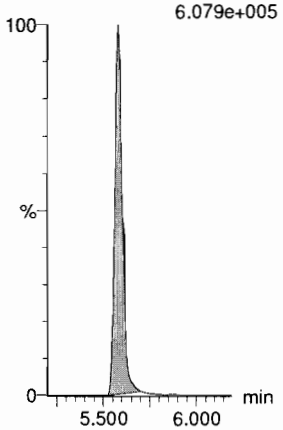

Dataset: F:\Projects\PFAS.PRO\Results\180918M2\180918M2-CRV.qld

Last Altered: Wednesday, September 19, 2018 09:27:22 Pacific Daylight Time
Printed: Wednesday, September 19, 2018 09:28:06 Pacific Daylight Time

Name: 180918M2_5, Date: 18-Sep-2018, Time: 17:04:53, ID: ST180918M2-4 PFC CS1 18I1704, Description: PFC CS1 18I1704

PFTeDA

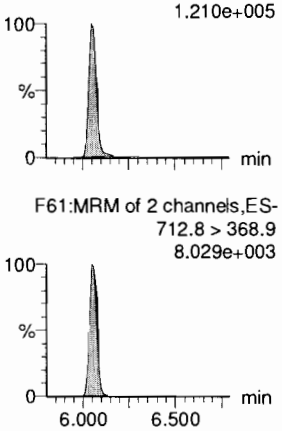

N-EtFOSA

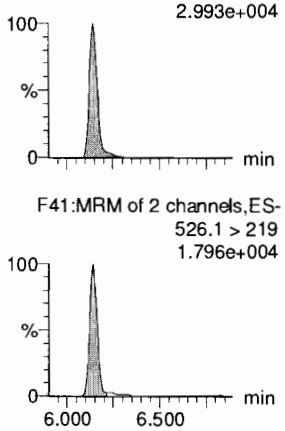

PFHxDA

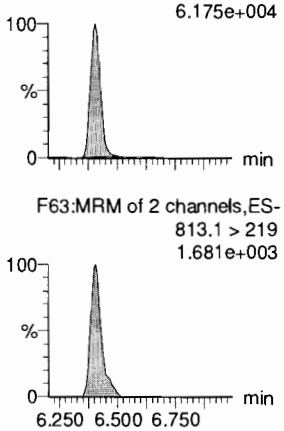

PFODA

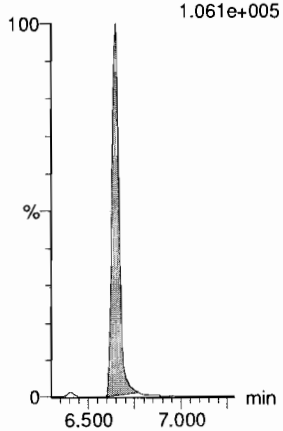

N-MeFOSE

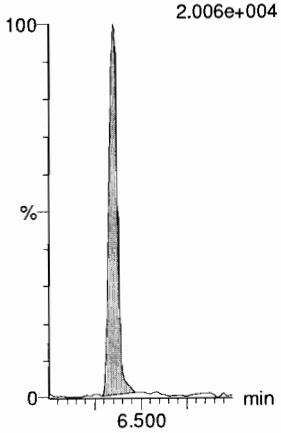

N-EtFOSE

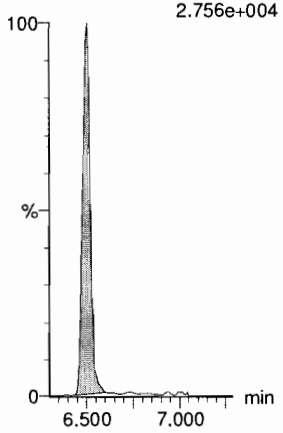

13C2-PFTeDA

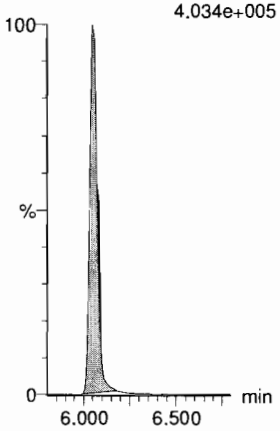

d5-N-ETFOSA

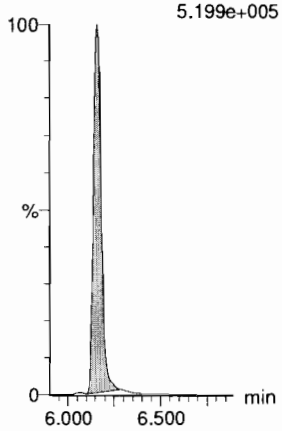

13C2-PFHxDA

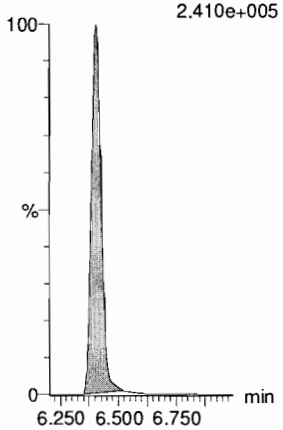

13C2-PFHxDA

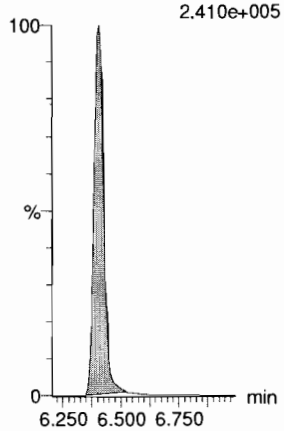

d7-N-MeFOSE

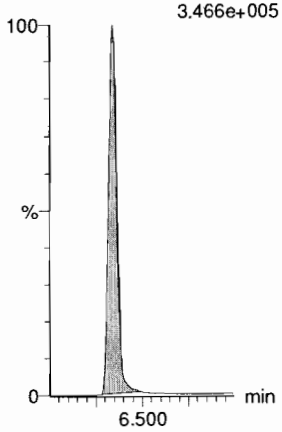

d9-N-EtFOSE

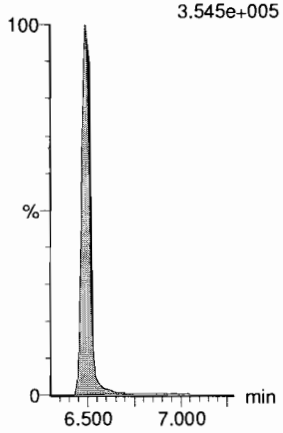

Dataset: F:\Projects\PFAS.PRO\Results\180918M2\180918M2-CRV.qld

Last Altered: Wednesday, September 19, 2018 09:27:22 Pacific Daylight Time
Printed: Wednesday, September 19, 2018 09:28:06 Pacific Daylight Time

Name: 180918M2_5, Date: 18-Sep-2018, Time: 17:04:53, ID: ST180918M2-4 PFC CS1 18I1704, Description: PFC CS1 18I1704

13C4-PFBA

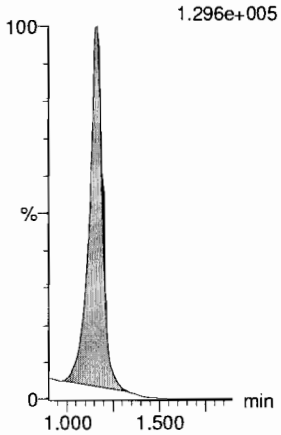

13C5-PFHxA

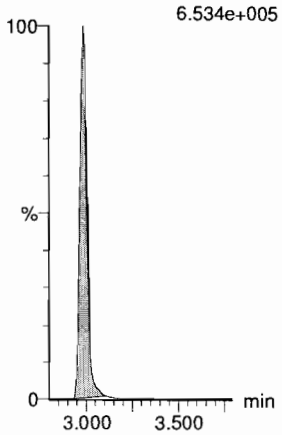

13C3-PFHxS

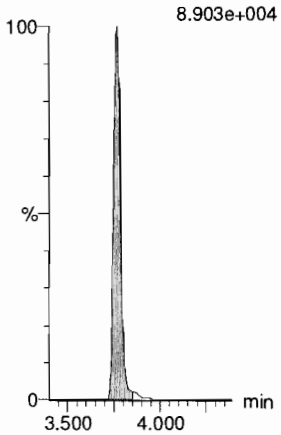

13C8-PFOA

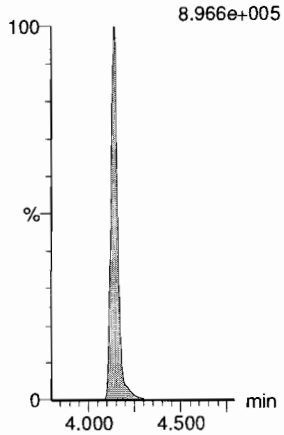

13C9-PFNA

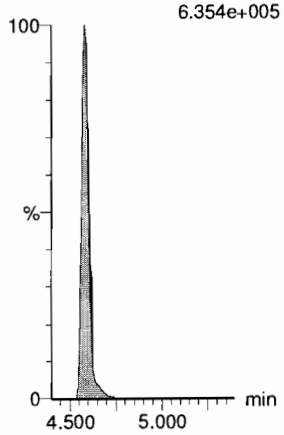

13C4-PFOS

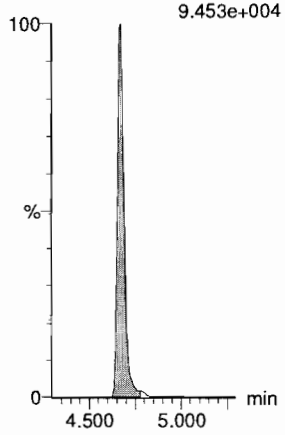

13C6-PFDA

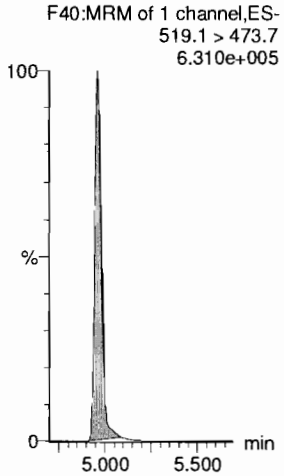

13C7-PFUdA

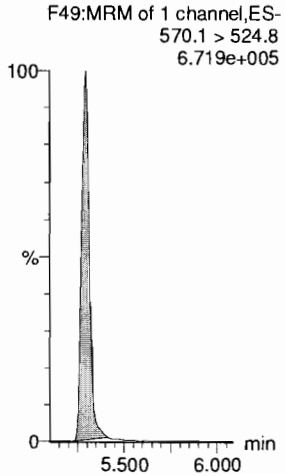

Dataset: F:\Projects\PFAS.PRO\Results\180918M2\180918M2-CRV.qld

Last Altered: Wednesday, September 19, 2018 09:27:22 Pacific Daylight Time
Printed: Wednesday, September 19, 2018 09:28:06 Pacific Daylight Time

Name: 180918M2_6, Date: 18-Sep-2018, Time: 17:15:27, ID: ST180918M2-5 PFC CS2 18I1705, Description: PFC CS2 18I1705

PFBA
F2:MRM of 1 channel,ES-
213.0 > 168.8
4.354e+004

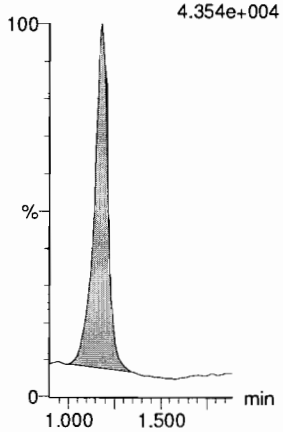

PFPeA
F5:MRM of 1 channel,ES-
263.1 > 218.9
1.080e+005



PFBS
F7:MRM of 2 channels,ES-
299.0 > 79.7
2.692e+004

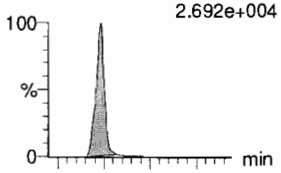

F7:MRM of 2 channels,ES-
299.0 > 99.0
8.892e+003

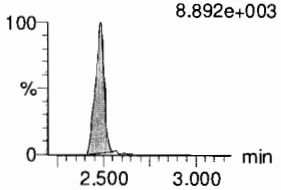

4:2 FTS
F12:MRM of 2 channels,ES-
327.2 > 307.2
3.562e+004

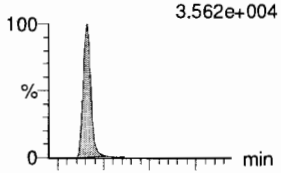

F12:MRM of 2 channels,ES-
327.2 > 81.1
2.043e+004

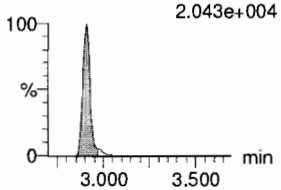

PFHxA
F9:MRM of 2 channels,ES-
313 > 269
PFHxA 2.309e+005

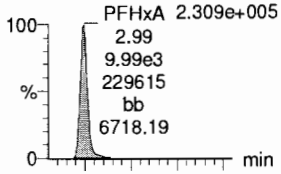

F9:MRM of 2 channels,ES-
313 > 118.9
1.559e+004

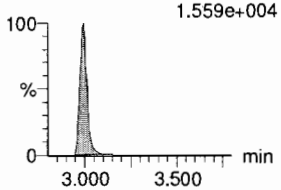

PFPeS
F15:MRM of 2 channels,ES-
349.1 > 80.1
2.680e+004

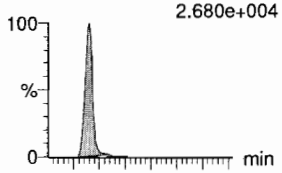

F15:MRM of 2 channels,ES-
349.1 > 99
1.788e+004

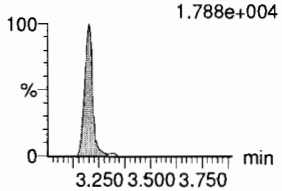

13C3-PFBA
F3:MRM of 1 channel,ES-
216.1 > 171.8
9.460e+004

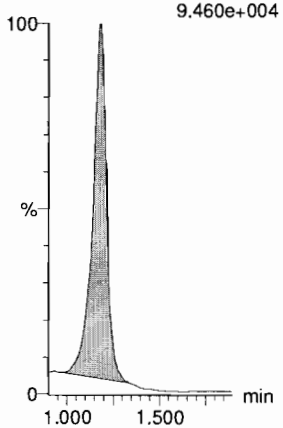

13C3-PFPeA
F6:MRM of 1 channel,ES-
266. > 221.8
2.815e+005

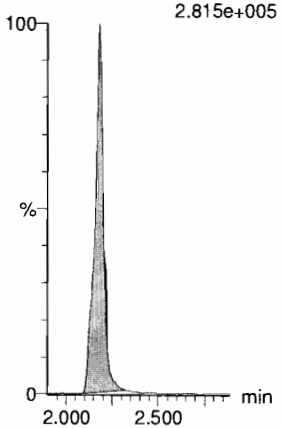

13C3-PFBS
F8:MRM of 1 channel,ES-
302. > 98.8
3.685e+004

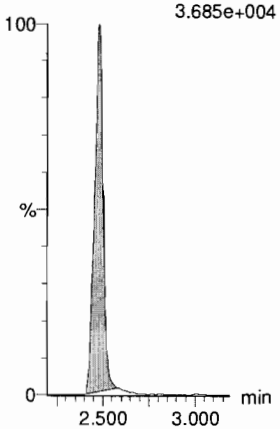

13C2-4:2 FTS
F13:MRM of 1 channel,ES-
329.2 > 308.9
8.756e+004

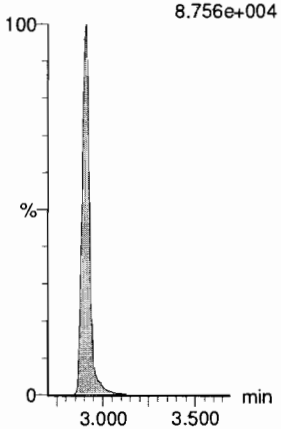

13C2-PFHxA
F10:MRM of 1 channel,ES-
315 > 270
2.333e+005

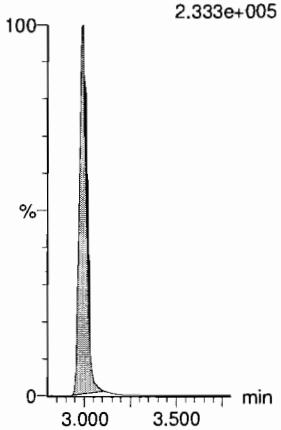

13C3-PFBS
F8:MRM of 1 channel,ES-
302. > 98.8
3.685e+004

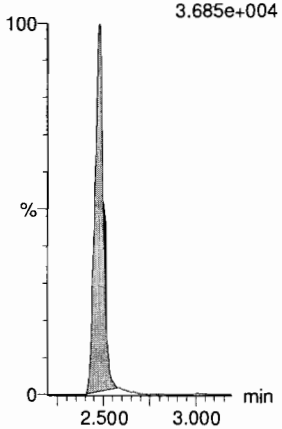

Dataset: F:\Projects\PFAS.PRO\Results\180918M2\180918M2-CRV.qld

Last Altered: Wednesday, September 19, 2018 09:27:22 Pacific Daylight Time
Printed: Wednesday, September 19, 2018 09:28:06 Pacific Daylight Time

Name: 180918M2_6, Date: 18-Sep-2018, Time: 17:15:27, ID: ST180918M2-5 PFC CS2 18I1705, Description: PFC CS2 18I1705

6:2 FTS
F24:MRM of 2 channels,ES-
427.1 > 407
5.766e+004

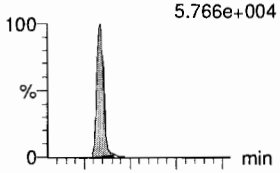

F24:MRM of 2 channels,ES-
427.1 > 80
1.702e+004

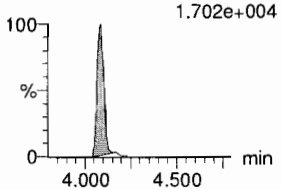

PFHpA
F16:MRM of 2 channels,ES-
363.0 > 318.9
PFHpA 1.514e+005

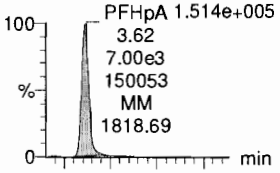

F16:MRM of 2 channels,ES-
363.0 > 169.0
1.127e+004

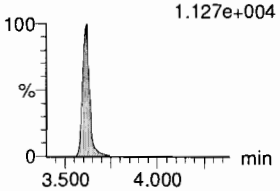

L-PFHxS
F18:MRM of 2 channels,ES-
398.9 > 79.6
2.201e+004

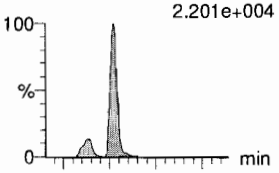

F18:MRM of 2 channels,ES-
398.9 > 99.0
1.398e+004

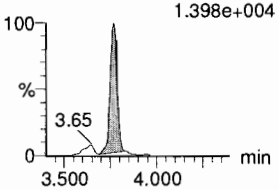

L-PFOA
F21:MRM of 2 channels,ES-
412.8 > 368.9
3.541e+005

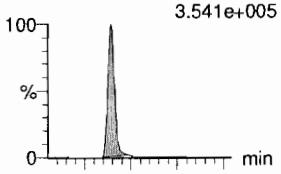

F21:MRM of 2 channels,ES-
412.8 > 169
9.930e+004

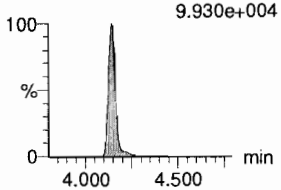

PFHpS
F26:MRM of 2 channels,ES-
449 > 80.0
3.301e+004

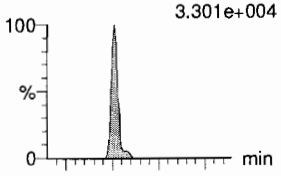

F26:MRM of 2 channels,ES-
449 > 98.7
1.924e+004

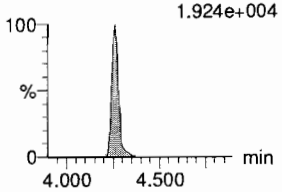

PFNA
F27:MRM of 2 channels,ES-
463.0 > 418.8
2.794e+005

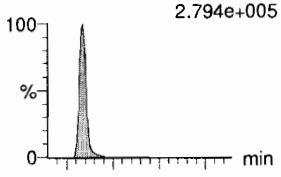

F27:MRM of 2 channels,ES-
463.0 > 219.0
5.892e+004

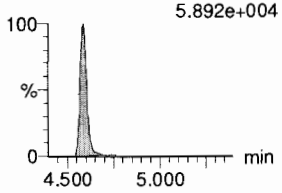

13C2-6:2 FTS
F25:MRM of 1 channel,ES-
429.1 > 408.9
1.050e+005

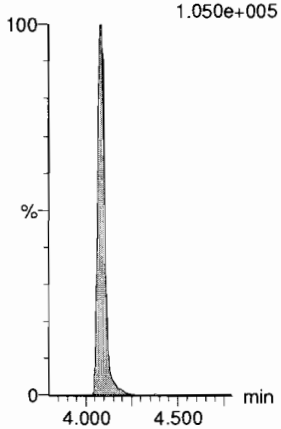

13C4-PFHpA
F17:MRM of 1 channel,ES-
367.2 > 321.8
3.217e+005

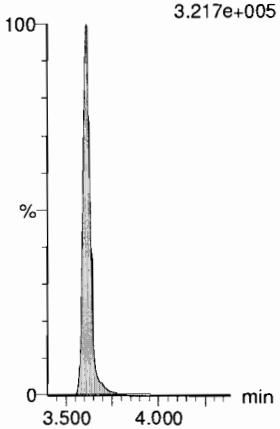

18O2-PFHxS
F20:MRM of 1 channel,ES-
403.0 > 102.6
3.653e+004

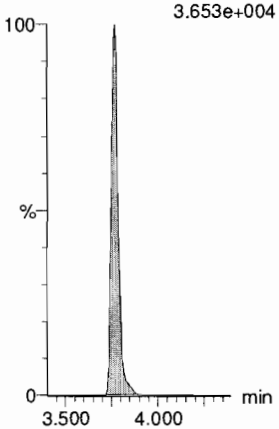

13C2-PFOA
F22:MRM of 1 channel,ES-
414.9 > 369.7
6.012e+005

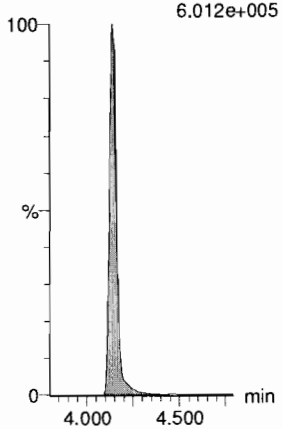

13C8-PFOS
F35:MRM of 1 channel,ES-
507.0 > 79.9
1.003e+005

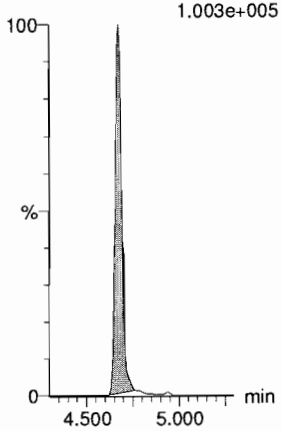

13C5-PFNA
F28:MRM of 1 channel,ES-
468.2 > 422.9
6.006e+005

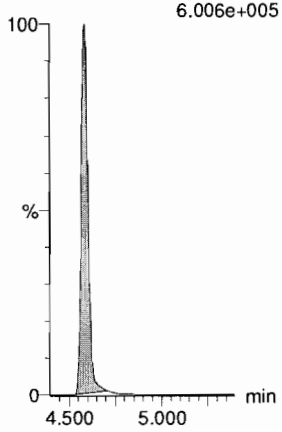

Dataset: F:\Projects\PFAS.PRO\Results\180918M2\180918M2-CRV.qld

Last Altered: Wednesday, September 19, 2018 09:27:22 Pacific Daylight Time
Printed: Wednesday, September 19, 2018 09:28:06 Pacific Daylight Time

Name: 180918M2_6, Date: 18-Sep-2018, Time: 17:15:27, ID: ST180918M2-5 PFC CS2 18I1705, Description: PFC CS2 18I1705

PFOSA
F30:MRM of 2 channels,ES-
497.9 > 77.9
5.668e+004

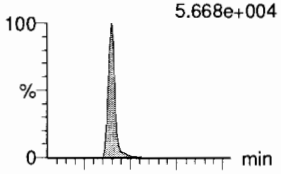

L-PFOS
F32:MRM of 2 channels,ES-
498.9 > 79.9
2.965e+004

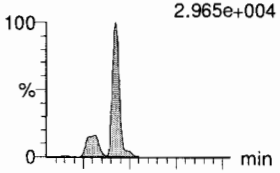

PFDA
F37:MRM of 2 channels,ES-
513 > 468.8
2.591e+005

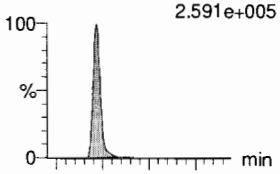

8:2 FTS
F42:MRM of 2 channels,ES-
527 > 506.9
4.805e+004

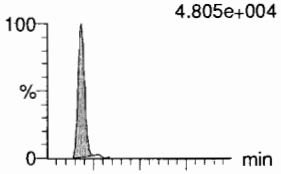

PFNS
F45:MRM of 2 channels,ES-
549.1 > 80.1
2.698e+004

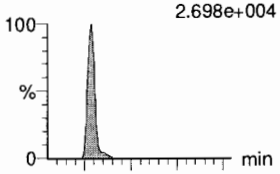

L-MeFOSAA
F48:MRM of 2 channels,ES-
570 > 419
7.056e+004

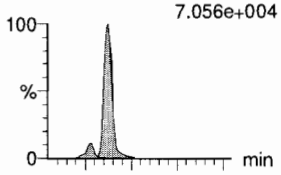

F30:MRM of 2 channels,ES-
497.9 > 169
1.114e+003

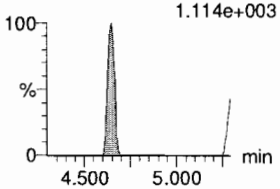

F32:MRM of 2 channels,ES-
498.9 > 99
1.660e+004

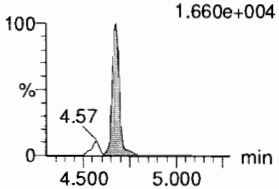

F37:MRM of 2 channels,ES-
513 > 219
4.802e+004

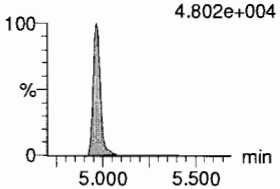

F42:MRM of 2 channels,ES-
527 > 80
1.998e+004

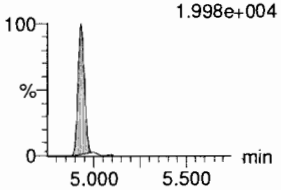

F45:MRM of 2 channels,ES-
549.1 > 99.1
1.915e+004

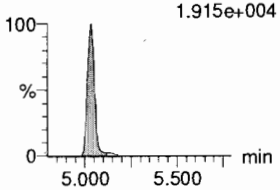

F48:MRM of 2 channels,ES-
570. > 512
2.607e+004

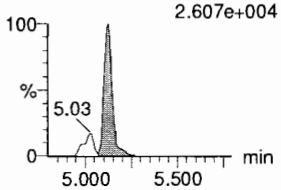

13C8-PFOSA
F34:MRM of 1 channel,ES-
506.1 > 77.7
1.260e+005

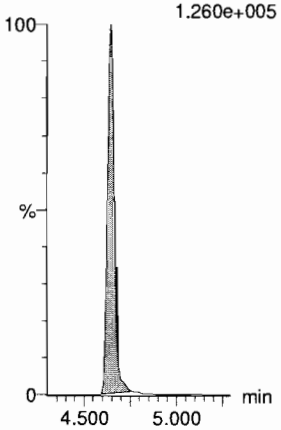

13C8-PFOS
F35:MRM of 1 channel,ES-
507.0 > 79.9
1.003e+005

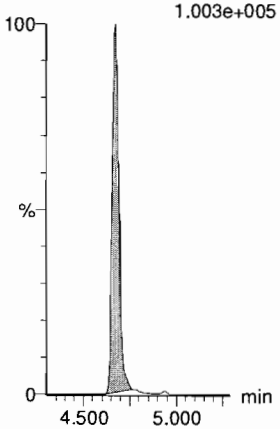

13C2-PFDA
F38:MRM of 1 channel,ES-
515.1 > 469.9
5.815e+005

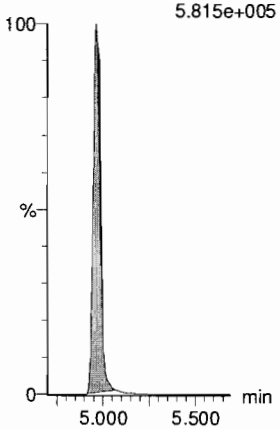

13C2-8:2 FTS
F43:MRM of 1 channel,ES-
529.1 > 508.7
7.807e+004

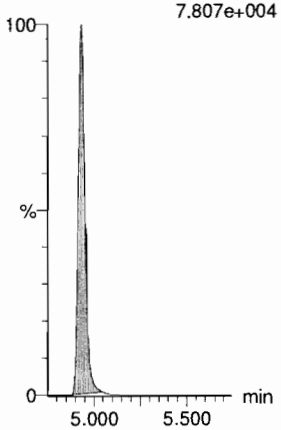

13C8-PFOS
F35:MRM of 1 channel,ES-
507.0 > 79.9
1.003e+005

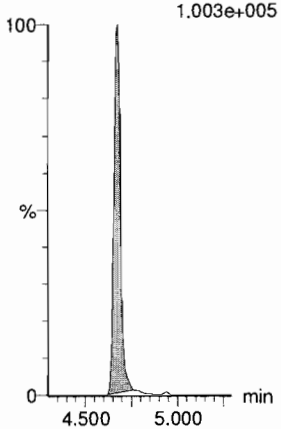

d3-N-MeFOSAA
F50:MRM of 1 channel,ES-
573.3 > 419
1.531e+005

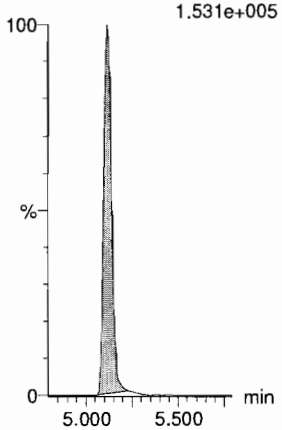

Dataset: F:\Projects\PFAS.PRO\Results\180918M2\180918M2-CRV.qld

Last Altered: Wednesday, September 19, 2018 09:27:22 Pacific Daylight Time
Printed: Wednesday, September 19, 2018 09:28:06 Pacific Daylight Time

Name: 180918M2_6, Date: 18-Sep-2018, Time: 17:15:27, ID: ST180918M2-5 PFC CS2 18I1705, Description: PFC CS2 18I1705

L-EtFOSAA

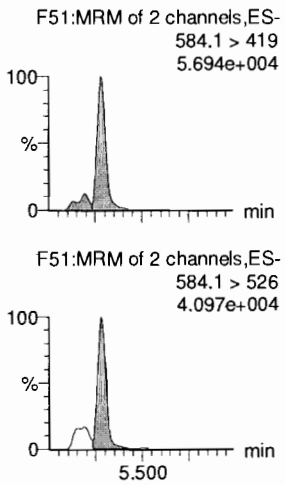

PFDoA

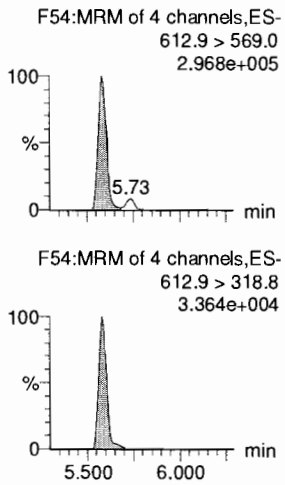

PFDS

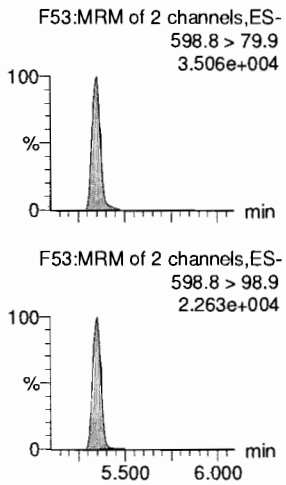

PFUdA

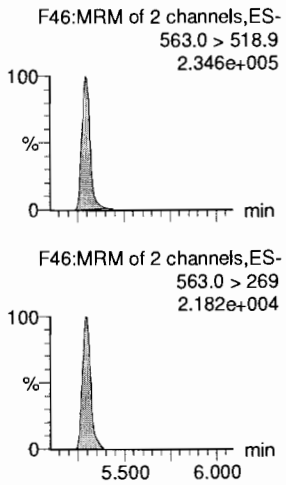

N-MeFOSA

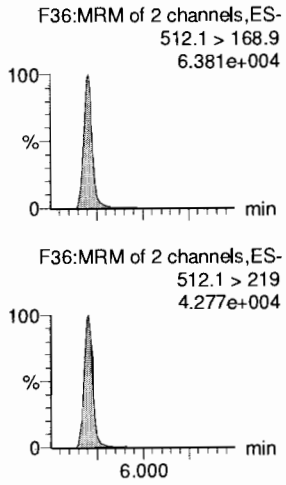

PFTrDA

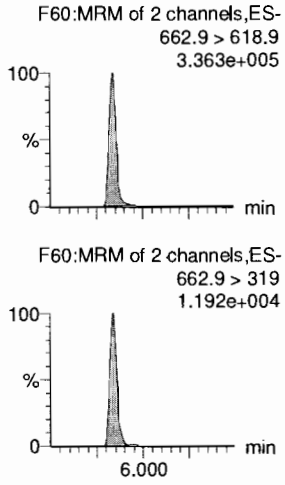

d5-N-EtFOSAA

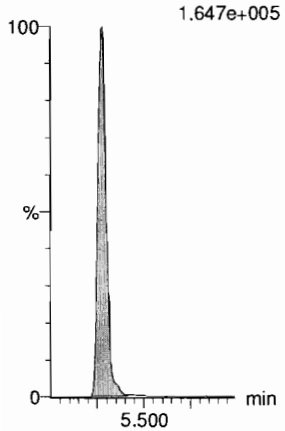

13C2-PFDoA

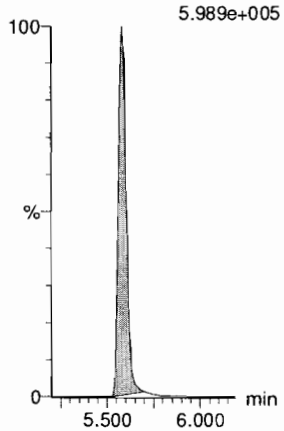

13C8-PFOS

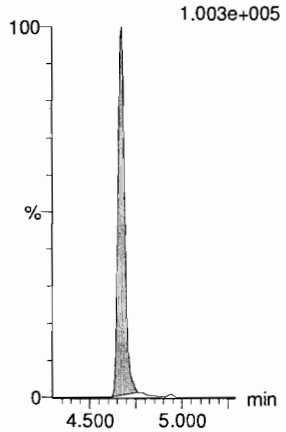

13C2-PFUdA

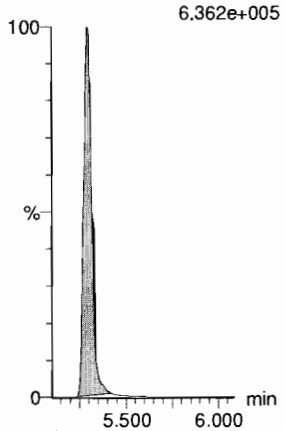

d3-N-MeFOSA

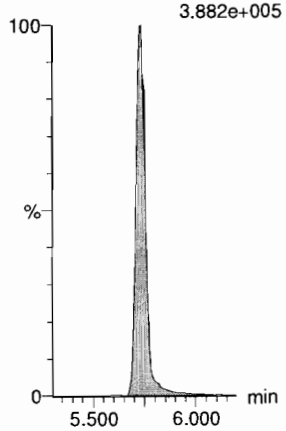

13C2-PFDoA

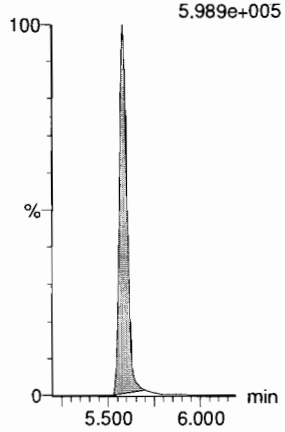

Dataset: F:\Projects\PFAS.PRO\Results\180918M2\180918M2-CRV.qld

Last Altered: Wednesday, September 19, 2018 09:27:22 Pacific Daylight Time
Printed: Wednesday, September 19, 2018 09:28:06 Pacific Daylight Time

Name: 180918M2_6, Date: 18-Sep-2018, Time: 17:15:27, ID: ST180918M2-5 PFC CS2 18I1705, Description: PFC CS2 18I1705

PFTeDA

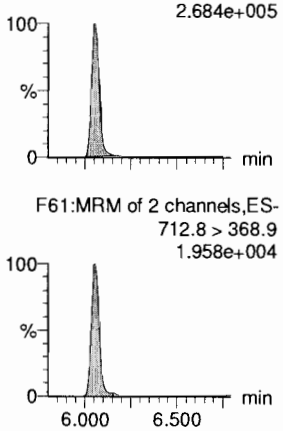

N-EtFOSA

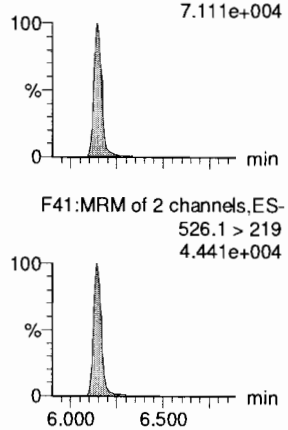

PFHxDA

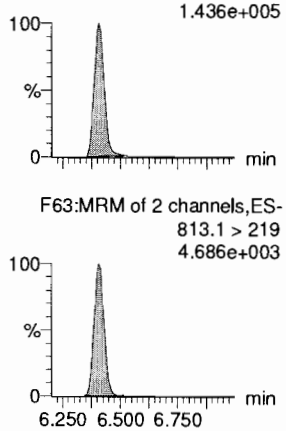

PFODA

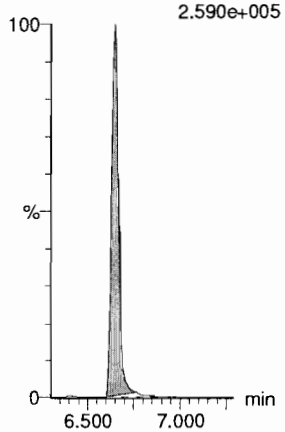

N-MeFOSE

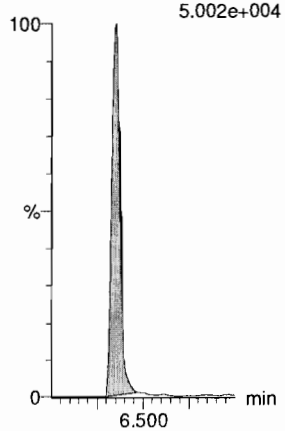

N-EtFOSE

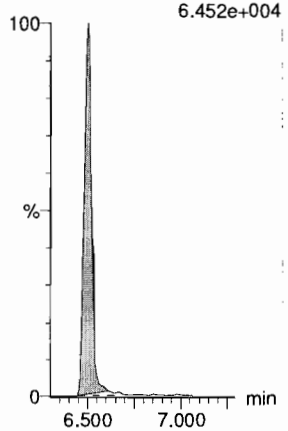

13C2-PFTeDA

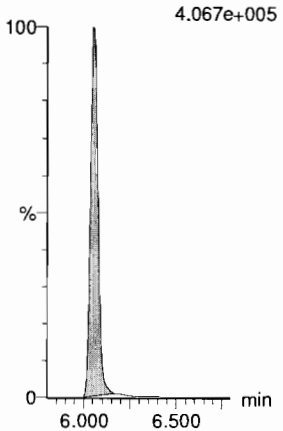

d5-N-ETFOSA

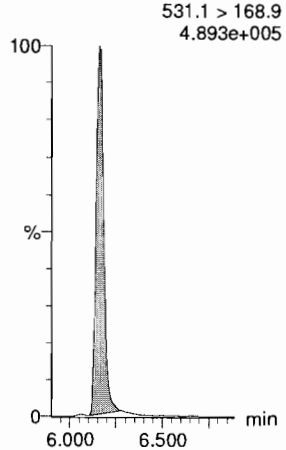

13C2-PFHxDA

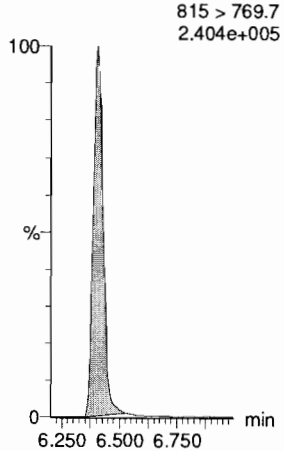

13C2-PFHxDA

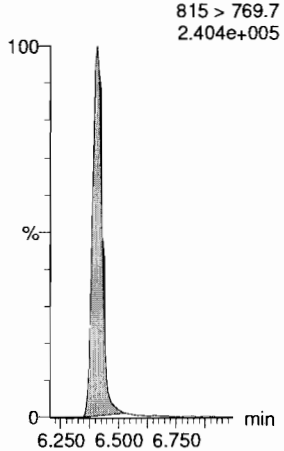

d7-N-MeFOSE

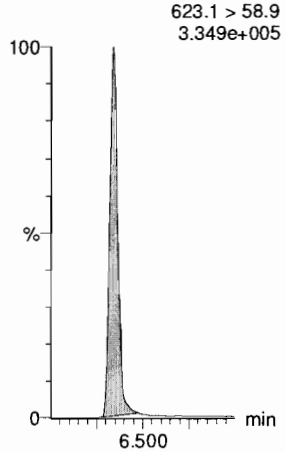

d9-N-EtFOSE

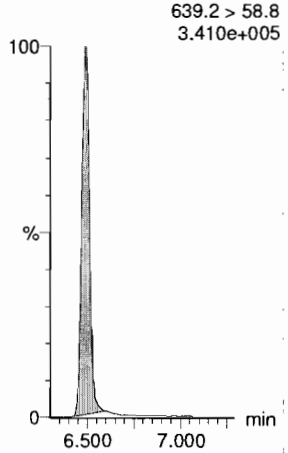

Dataset: F:\Projects\PFAS.PRO\Results\180918M2\180918M2-CRV.qld

Last Altered: Wednesday, September 19, 2018 09:27:22 Pacific Daylight Time
Printed: Wednesday, September 19, 2018 09:28:06 Pacific Daylight Time

Name: 180918M2_6, Date: 18-Sep-2018, Time: 17:15:27, ID: ST180918M2-5 PFC CS2 18I1705, Description: PFC CS2 18I1705

13C4-PFBA

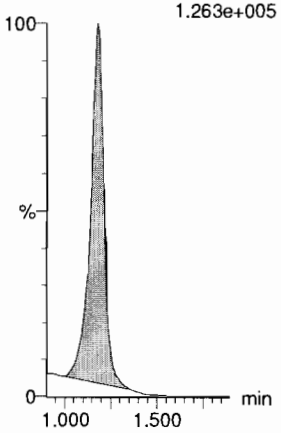

13C5-PFHxA

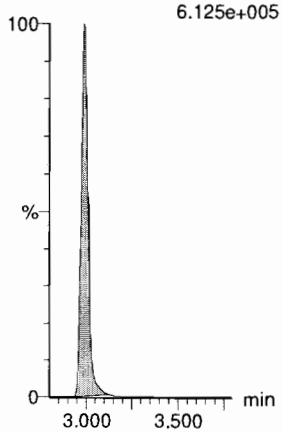

13C3-PFHxS

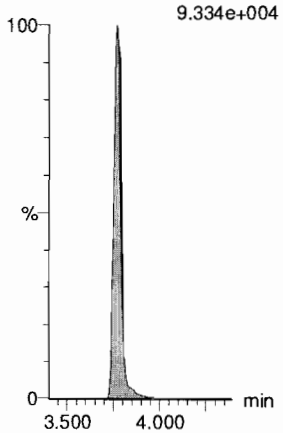

13C8-PFOA

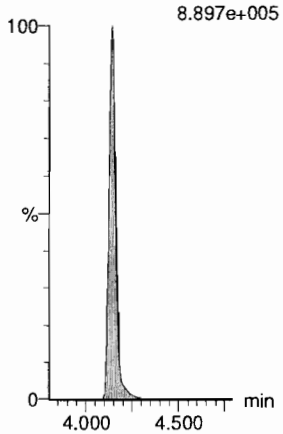

13C9-PFNA

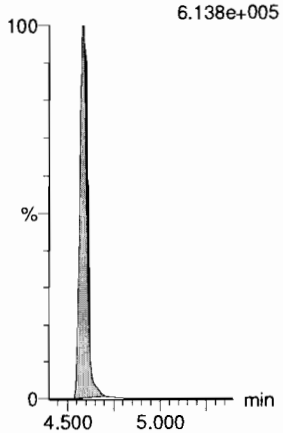

13C4-PFOS

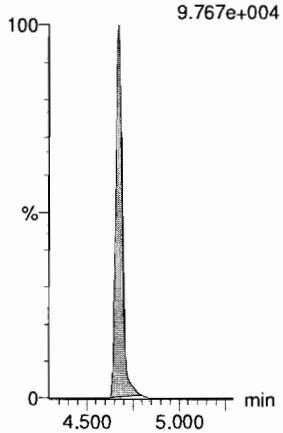

13C6-PFDA

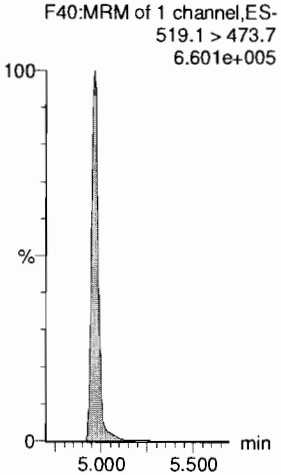

13C7-PFUdA

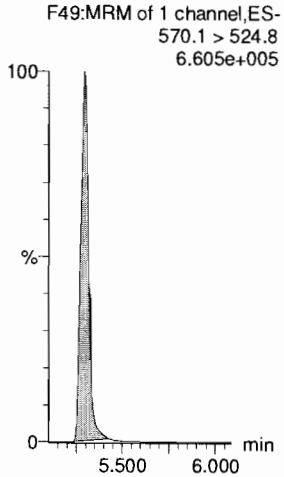

Dataset: F:\Projects\PFAS.PRO\Results\180918M2\180918M2-CRV.qld

Last Altered: Wednesday, September 19, 2018 09:27:22 Pacific Daylight Time
Printed: Wednesday, September 19, 2018 09:28:06 Pacific Daylight Time

Name: 180918M2_7, Date: 18-Sep-2018, Time: 17:26:05, ID: ST180918M2-6 PFC CS3 18I1706, Description: PFC CS3 18I1706

PFBA

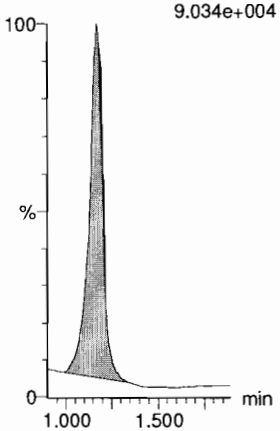

PFPeA

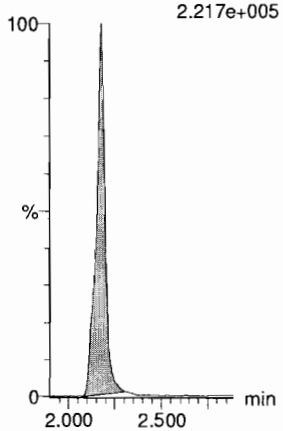

PFBS

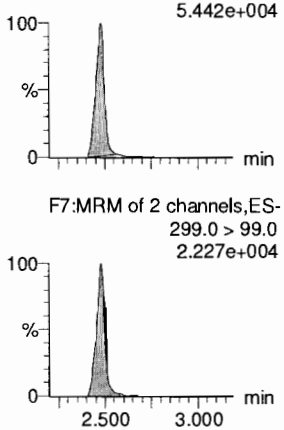

4:2 FTS

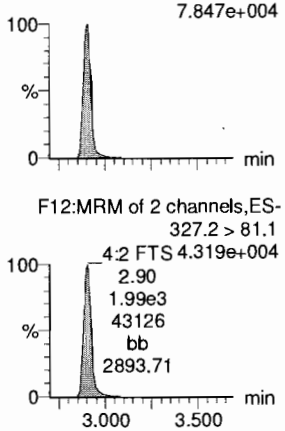

PFHxA

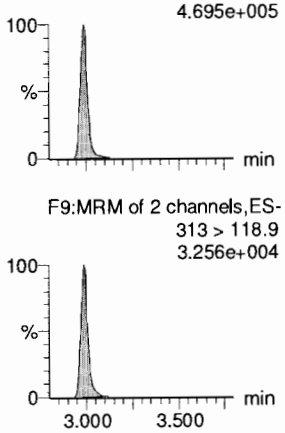

PFPeS

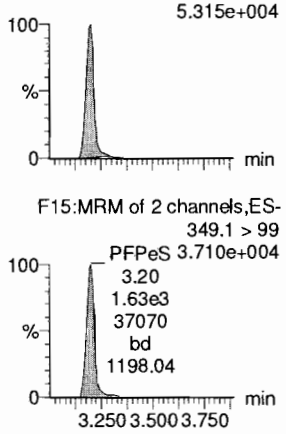

13C3-PFBA

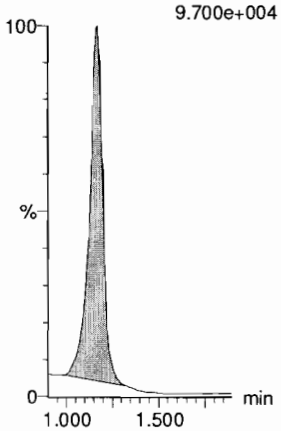

13C3-PFPeA

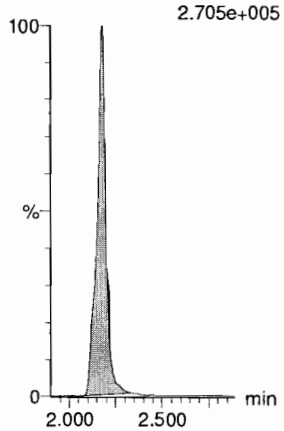

13C3-PFBS

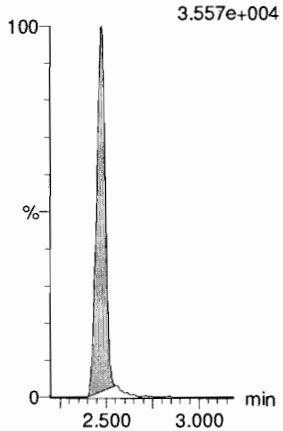

13C2-4:2 FTS

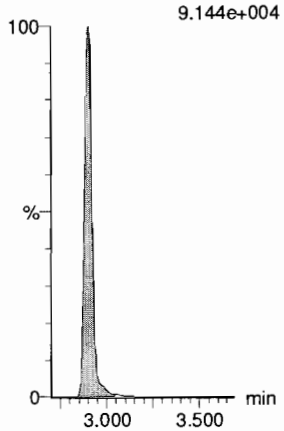

13C2-PFHxA

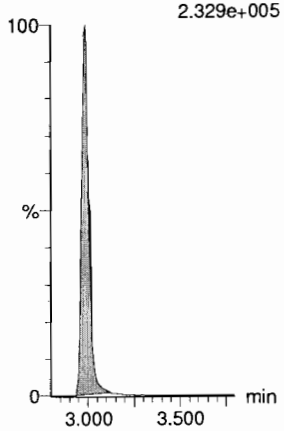

13C3-PFBS

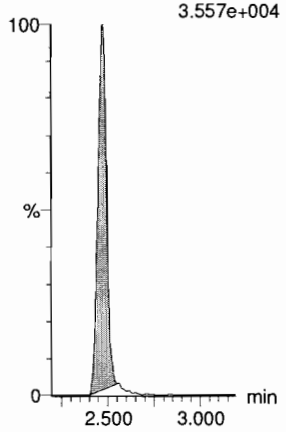

Dataset: F:\Projects\PFAS.PRO\Results\180918M2\180918M2-CRV.qld

Last Altered: Wednesday, September 19, 2018 09:27:22 Pacific Daylight Time
Printed: Wednesday, September 19, 2018 09:28:06 Pacific Daylight Time

Name: 180918M2_7, Date: 18-Sep-2018, Time: 17:26:05, ID: ST180918M2-6 PFC CS3 18I1706, Description: PFC CS3 18I1706

6:2 FTS

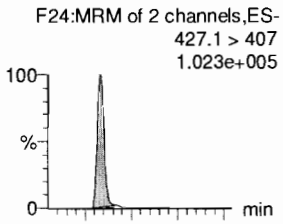

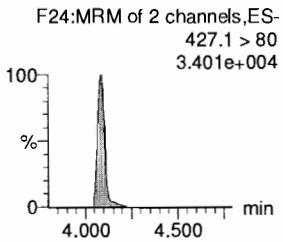

PFHpA

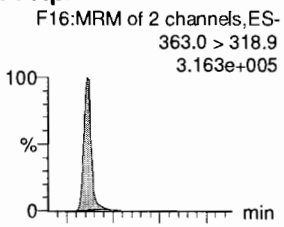

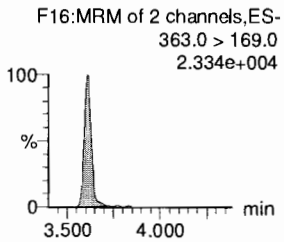

L-PFHxS

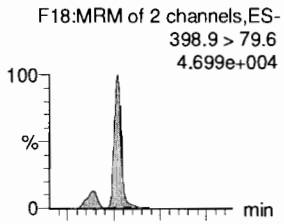

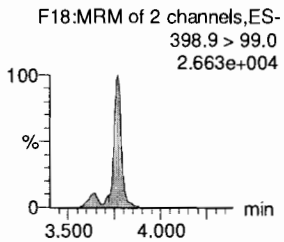

L-PFOA

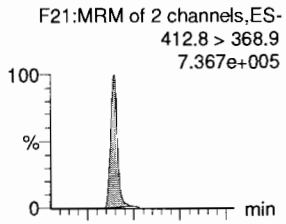

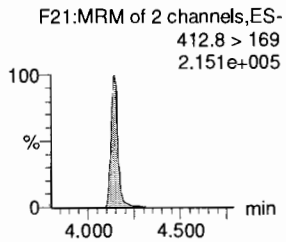

PFHpS

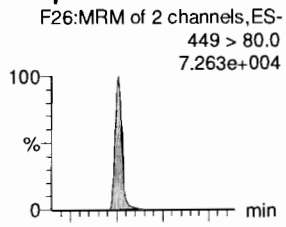

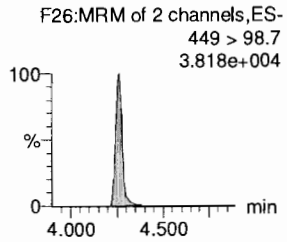

PFNA

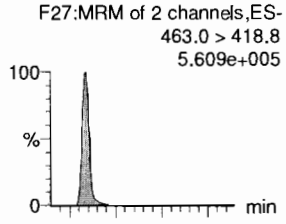

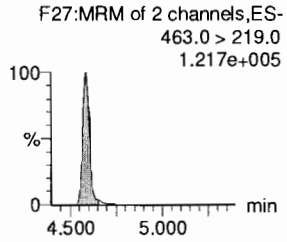

13C2-6:2 FTS

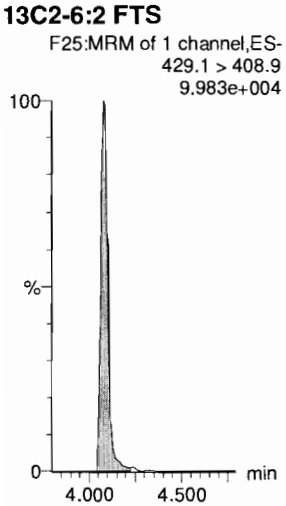

13C4-PFHpA

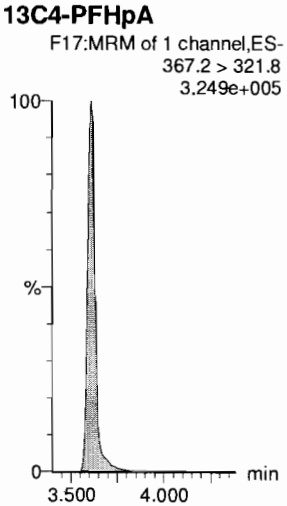

18O2-PFHxS

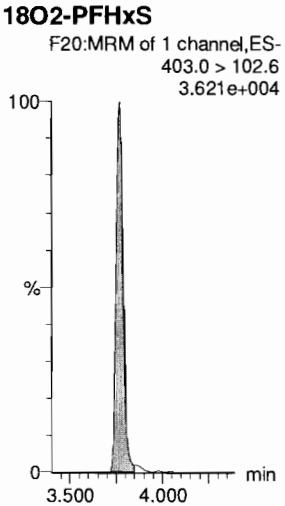

13C2-PFOA

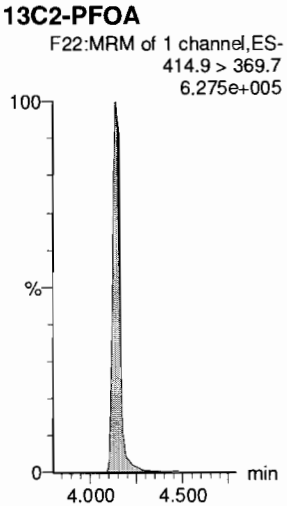

13C8-PFOS

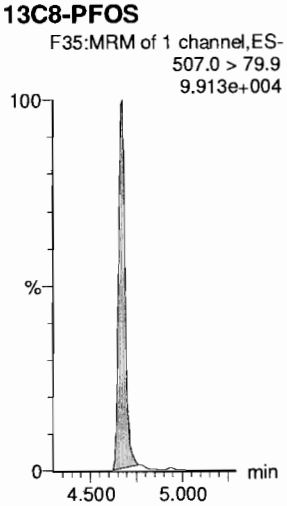

13C5-PFNA

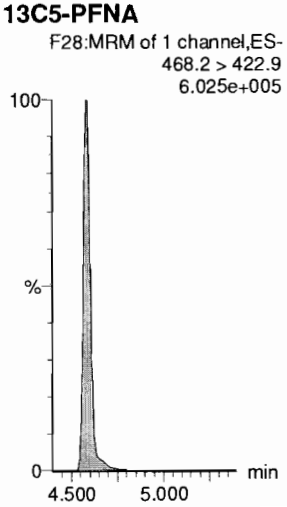

Dataset: F:\Projects\PFAS.PRO\Results\180918M2\180918M2-CRV.qld

Last Altered: Wednesday, September 19, 2018 09:27:22 Pacific Daylight Time
Printed: Wednesday, September 19, 2018 09:28:06 Pacific Daylight Time

Name: 180918M2_7, Date: 18-Sep-2018, Time: 17:26:05, ID: ST180918M2-6 PFC CS3 18I1706, Description: PFC CS3 18I1706

PFOSA
F30:MRM of 2 channels,ES-
497.9 > 77.9
1.084e+005

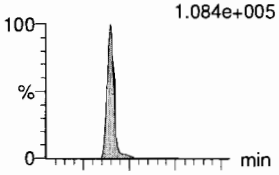

L-PFOS
F32:MRM of 2 channels,ES-
498.9 > 79.9
6.024e+004

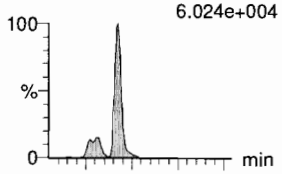

PFDA
F37:MRM of 2 channels,ES-
513 > 468.8
5.796e+005

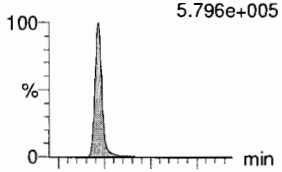

8:2 FTS
F42:MRM of 2 channels,ES-
527 > 506.9
9.417e+004

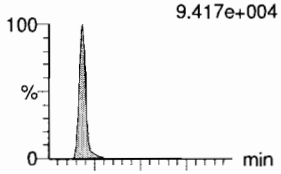

PFNS
F45:MRM of 2 channels,ES-
549.1 > 80.1
5.205e+004

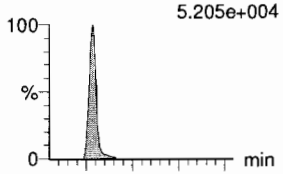

L-MeFOSAA
F48:MRM of 2 channels,ES-
570 > 419
1.540e+005

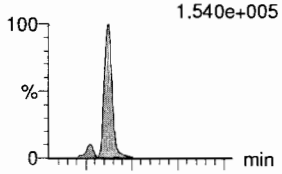

F30:MRM of 2 channels,ES-
497.9 > 169
4.541e+003

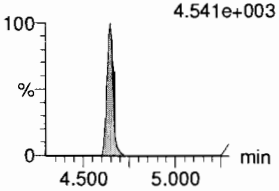

F32:MRM of 2 channels,ES-
498.9 > 99
3.648e+004

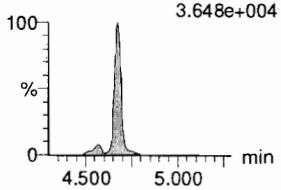

F37:MRM of 2 channels,ES-
513 > 219
1.055e+005

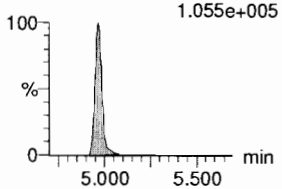

F42:MRM of 2 channels,ES-
527 > 80
4.185e+004

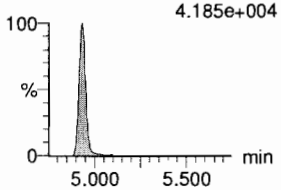

F45:MRM of 2 channels,ES-
549.1 > 99.1
3.548e+004

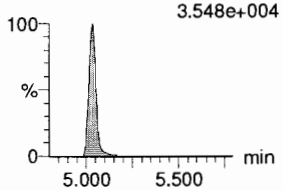

F48:MRM of 2 channels,ES-
570. > 512
5.806e+004

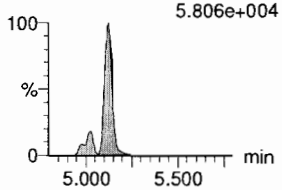

13C8-PFOSA
F34:MRM of 1 channel,ES-
506.1 > 77.7
1.325e+005

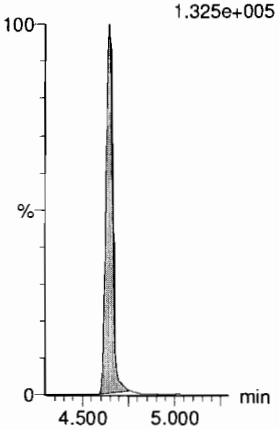

13C8-PFOS
F35:MRM of 1 channel,ES-
507.0 > 79.9
9.913e+004

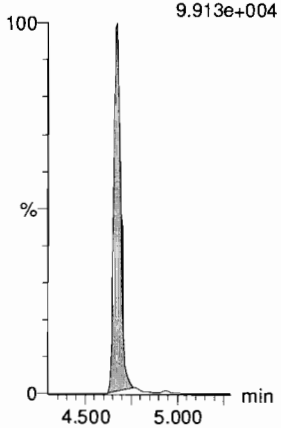

13C2-PFDA
F38:MRM of 1 channel,ES-
515.1 > 469.9
5.249e+005

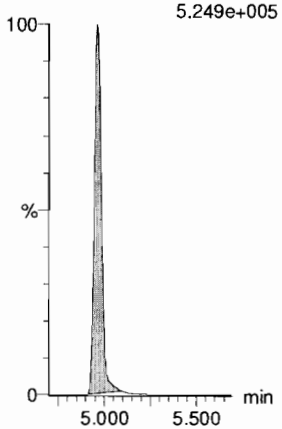

13C2-8:2 FTS
F43:MRM of 1 channel,ES-
529.1 > 508.7
8.516e+004

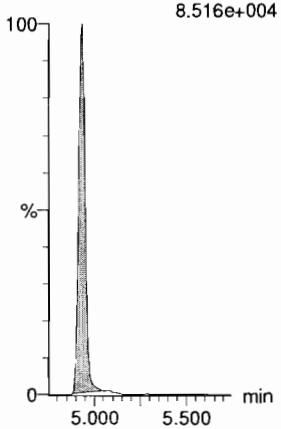

13C8-PFOS
F35:MRM of 1 channel,ES-
507.0 > 79.9
9.913e+004

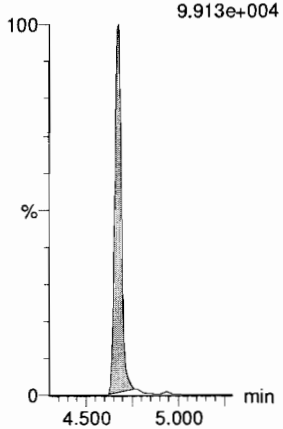

d3-N-MeFOSAA
F50:MRM of 1 channel,ES-
573.3 > 419
1.537e+005

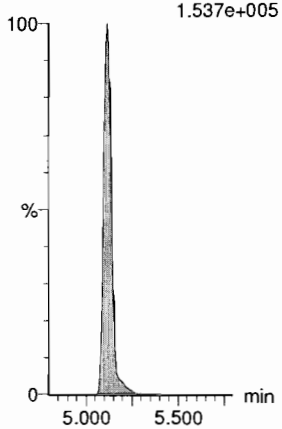

Dataset: F:\Projects\PFAS.PRO\Results\180918M2\180918M2-CRV.qld

Last Altered: Wednesday, September 19, 2018 09:27:22 Pacific Daylight Time
Printed: Wednesday, September 19, 2018 09:28:06 Pacific Daylight Time

Name: 180918M2_7, Date: 18-Sep-2018, Time: 17:26:05, ID: ST180918M2-6 PFC CS3 18I1706, Description: PFC CS3 18I1706

L-EtFOSAA

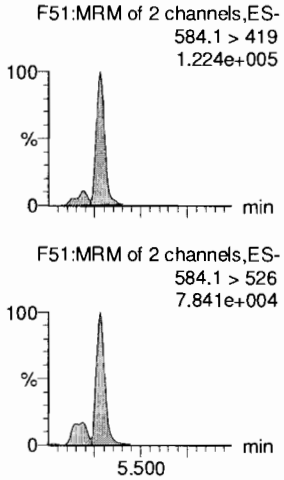

PFDoA

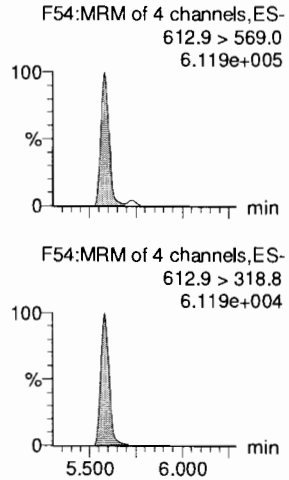

PFDS

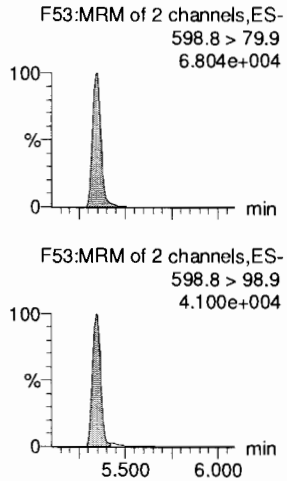

PFUdA

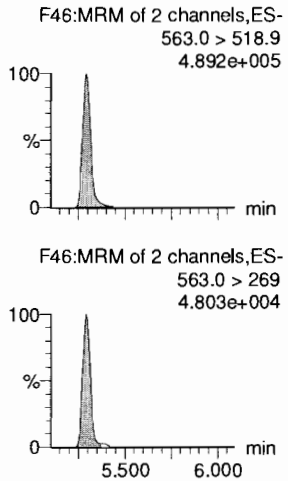

N-MeFOSA

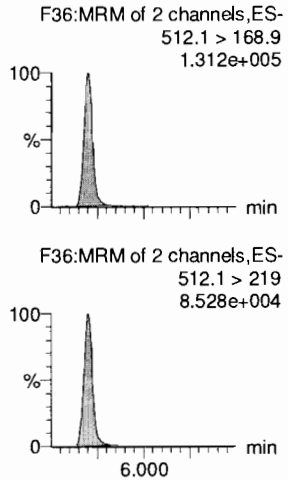

PFTrDA

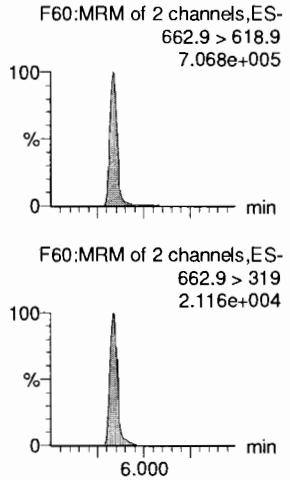

d5-N-EtFOSAA

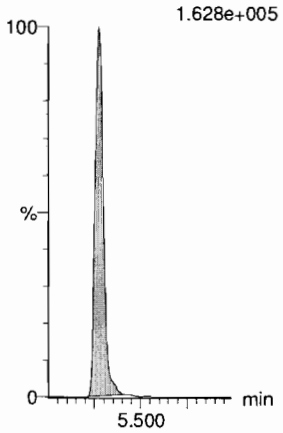

13C2-PFDoA

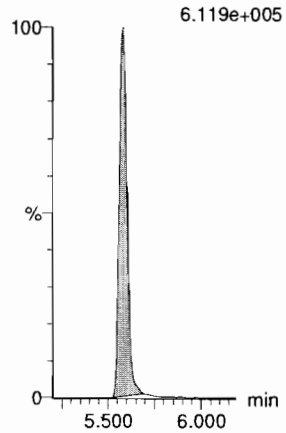

13C8-PFOS

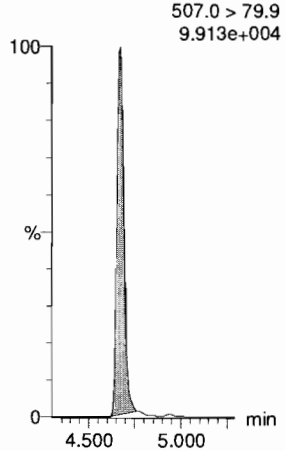

13C2-PFUdA

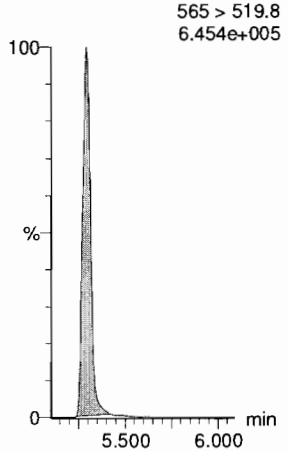

d3-N-MeFOSA

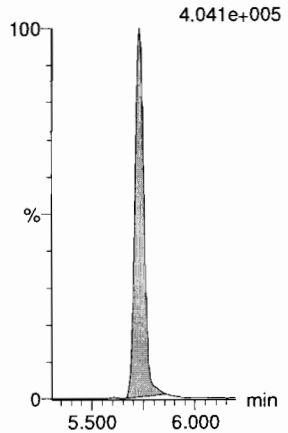

13C2-PFDoA

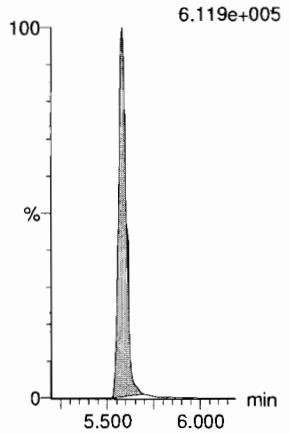

Dataset: F:\Projects\PFAS.PRO\Results\180918M2\180918M2-CRV.qld

Last Altered: Wednesday, September 19, 2018 09:27:22 Pacific Daylight Time
Printed: Wednesday, September 19, 2018 09:28:06 Pacific Daylight Time

Name: 180918M2_7, Date: 18-Sep-2018, Time: 17:26:05, ID: ST180918M2-6 PFC CS3 18I1706, Description: PFC CS3 18I1706

PFTeDA

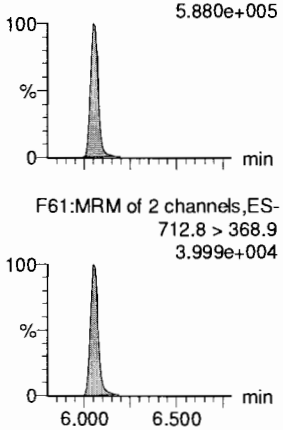

N-EtFOSA

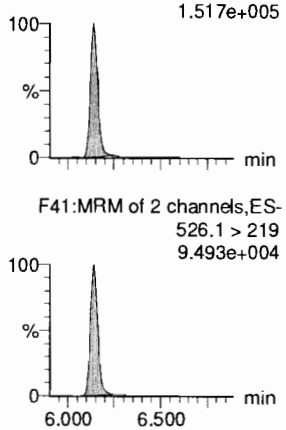

PFHxDA

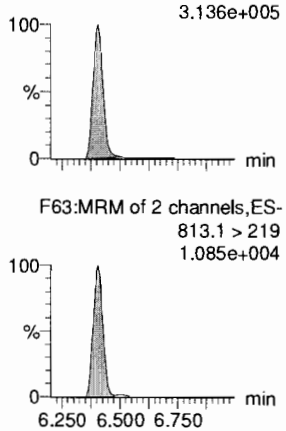

PFODA

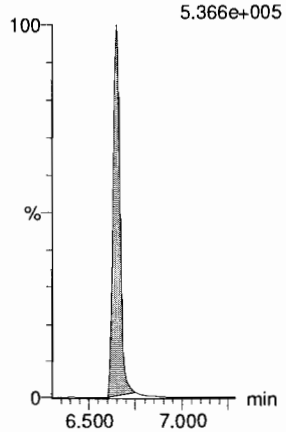

N-MeFOSE

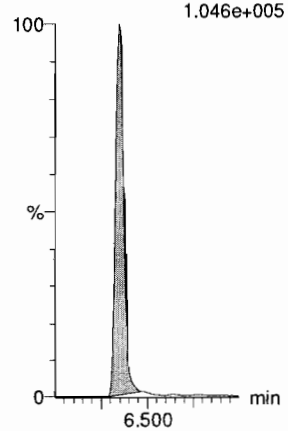

N-EtFOSE

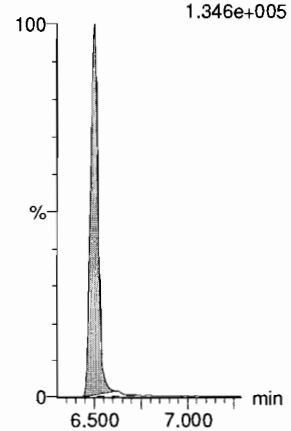

13C2-PFTeDA

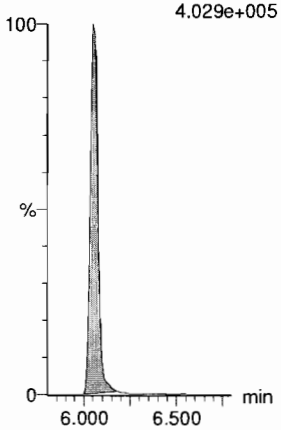

d5-N-ETFOSA

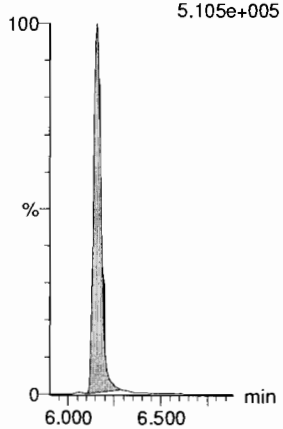

13C2-PFHxDA

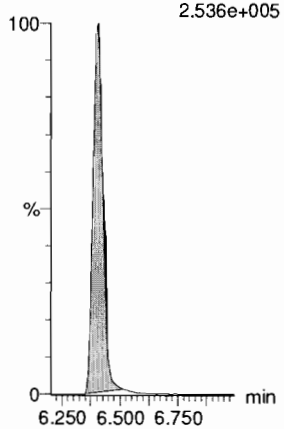

13C2-PFHxDA

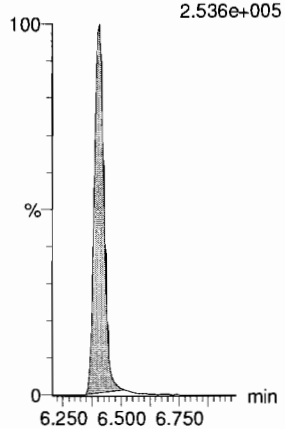

d7-N-MeFOSE

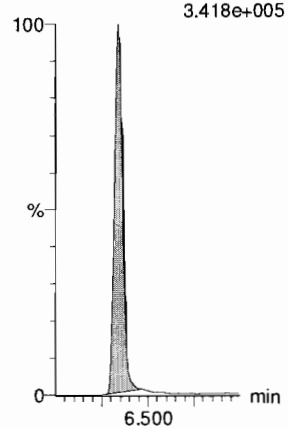

d9-N-EtFOSE

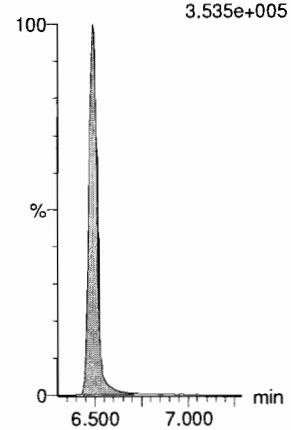

Dataset: F:\Projects\PFAS.PRO\Results\180918M2\180918M2-CRV.qld

Last Altered: Wednesday, September 19, 2018 09:27:22 Pacific Daylight Time
Printed: Wednesday, September 19, 2018 09:28:06 Pacific Daylight Time

Name: 180918M2_7, Date: 18-Sep-2018, Time: 17:26:05, ID: ST180918M2-6 PFC CS3 18I1706, Description: PFC CS3 18I1706

13C4-PFBA

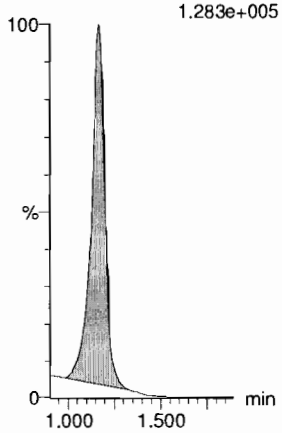

13C5-PFHxA

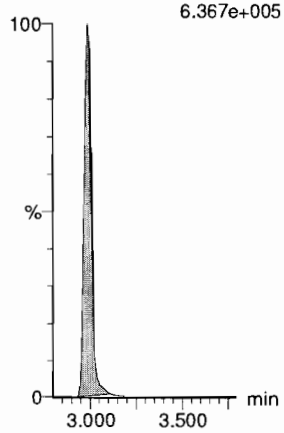

13C3-PFHxS

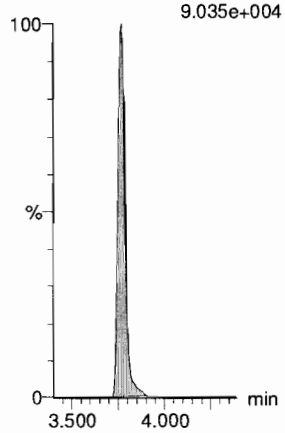

13C8-PFOA

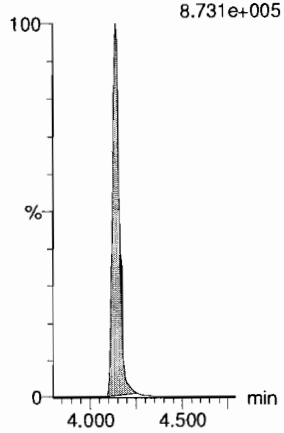

13C9-PFNA

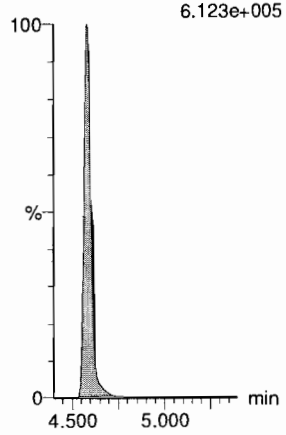

13C4-PFOS

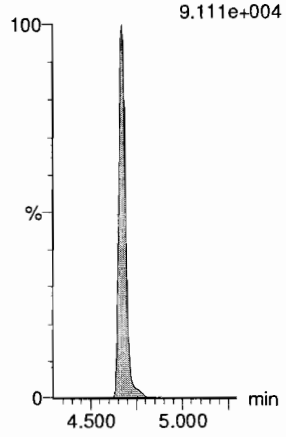

13C6-PFDA

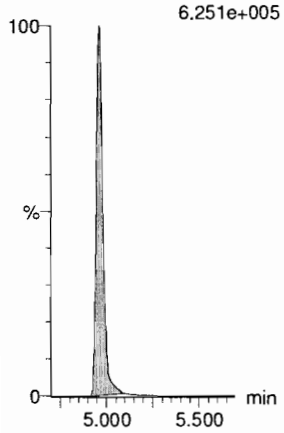

13C7-PFUdA

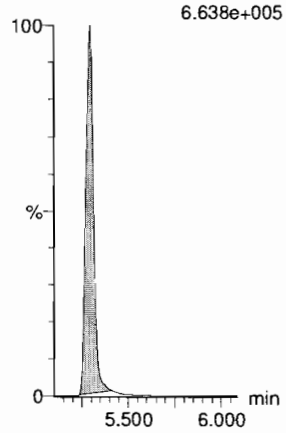

Dataset: F:\Projects\PFAS.PRO\Results\180918M2\180918M2-CRV.qld

Last Altered: Wednesday, September 19, 2018 09:27:22 Pacific Daylight Time
Printed: Wednesday, September 19, 2018 09:28:06 Pacific Daylight Time

Name: 180918M2_8, Date: 18-Sep-2018, Time: 17:36:38, ID: ST180918M2-7 PFC CS4 18I1707, Description: PFC CS4 18I1707

PFBA
F2:MRM of 1 channel,ES-
213.0 > 168.8
4.397e+005

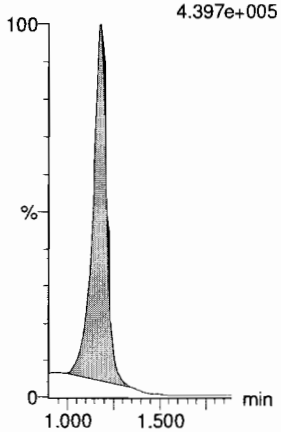

PFPeA
F5:MRM of 1 channel,ES-
263.1 > 218.9
1.117e+006

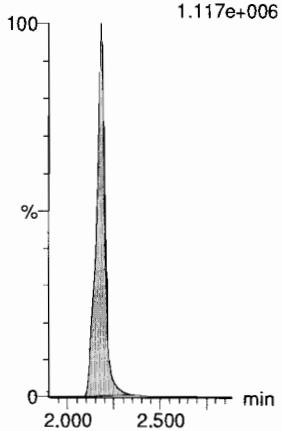

PFBS
F7:MRM of 2 channels,ES-
299.0 > 79.7
2.617e+005

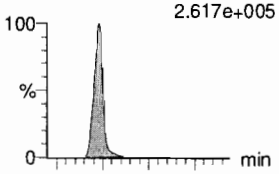

F7:MRM of 2 channels,ES-
299.0 > 99.0
9.912e+004

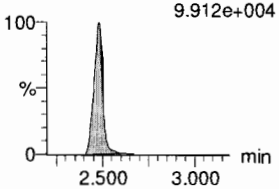

4:2 FTS
F12:MRM of 2 channels,ES-
327.2 > 307.2
3.469e+005

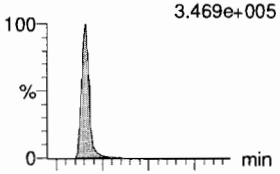

F12:MRM of 2 channels,ES-
327.2 > 81.1
4:2 FTS 1.969e+005
2.90
9.16e3
196662
bb
7962.61

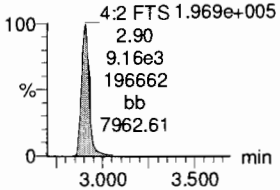

PFHxA
F9:MRM of 2 channels,ES-
313 > 269
2.171e+006

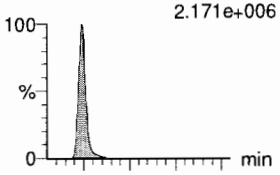

F9:MRM of 2 channels,ES-
313 > 118.9
1.524e+005

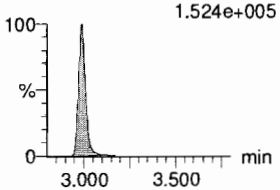

PFPeS
F15:MRM of 2 channels,ES-
349.1 > 80.1
2.691e+005

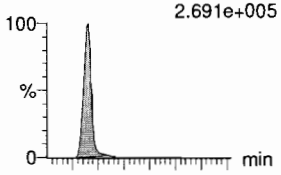

F15:MRM of 2 channels,ES-
349.1 > 99
PFPeS 1.796e+005
3.20
8.12e3
179465
bb
5512.02

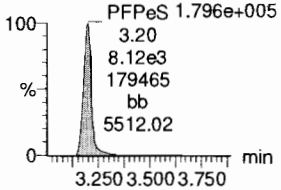

13C3-PFBA
F3:MRM of 1 channel,ES-
216.1 > 171.8
9.864e+004

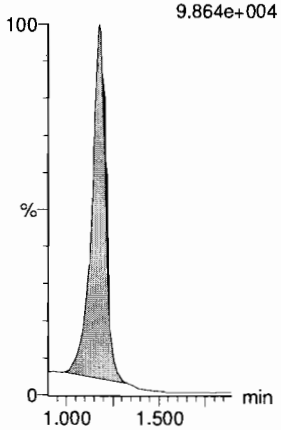

13C3-PFPeA
F6:MRM of 1 channel,ES-
266. > 221.8
2.831e+005

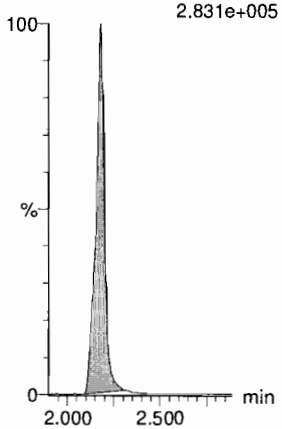

13C3-PFBS
F8:MRM of 1 channel,ES-
302. > 98.8
3.585e+004

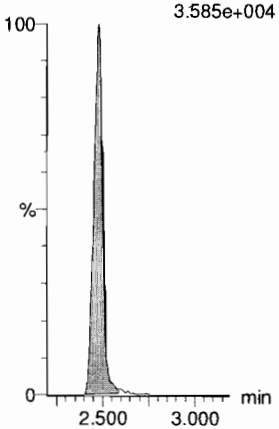

13C2-4:2 FTS
F13:MRM of 1 channel,ES-
329.2 > 308.9
9.200e+004

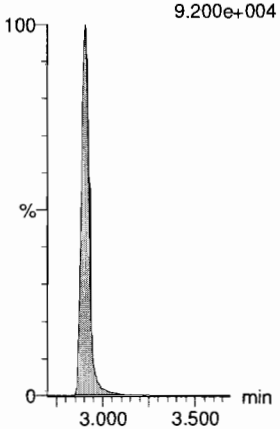

13C2-PFHxA
F10:MRM of 1 channel,ES-
315 > 270
2.300e+005

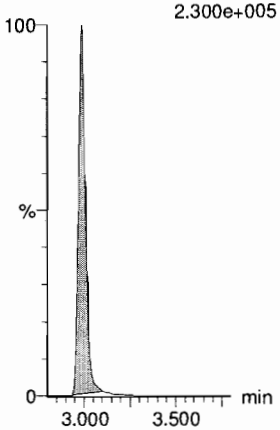

13C3-PFBS
F8:MRM of 1 channel,ES-
302. > 98.8
3.585e+004

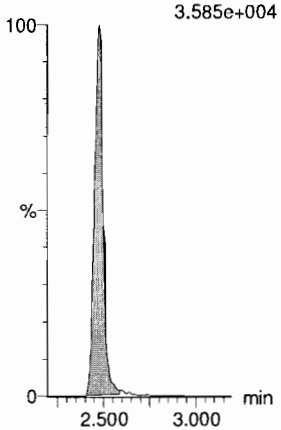

Dataset: F:\Projects\PFAS.PRO\Results\180918M2\180918M2-CRV.qld

Last Altered: Wednesday, September 19, 2018 09:27:22 Pacific Daylight Time
Printed: Wednesday, September 19, 2018 09:28:06 Pacific Daylight Time

Name: 180918M2_8, Date: 18-Sep-2018, Time: 17:36:38, ID: ST180918M2-7 PFC CS4 18I1707, Description: PFC CS4 18I1707

6:2 FTS

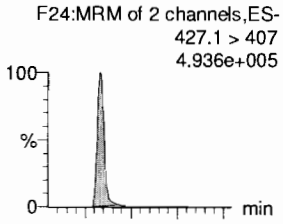

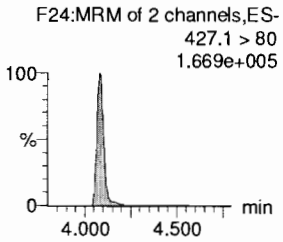

PFHpA

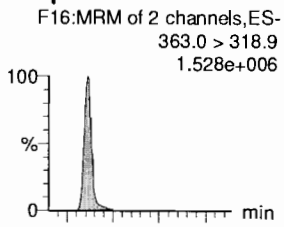

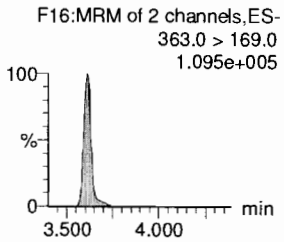

L-PFHxS

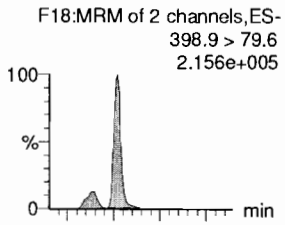

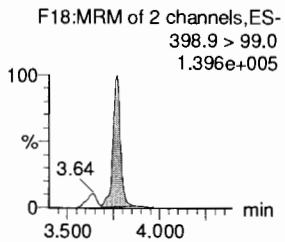

L-PFOA

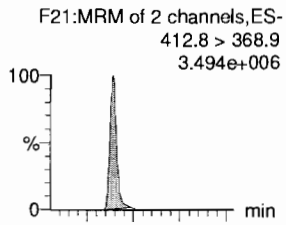

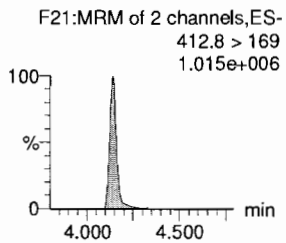

PFHpS

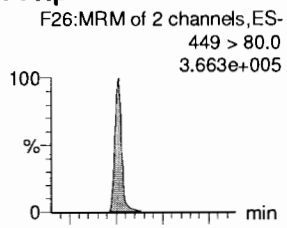

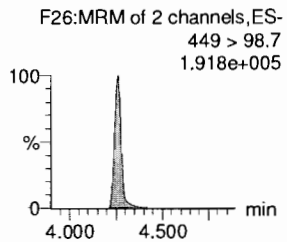

PFNA

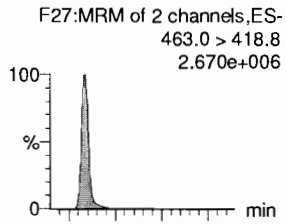

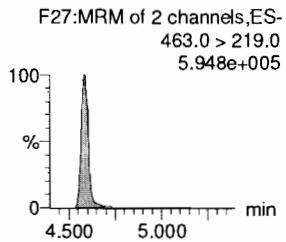

13C2-6:2 FTS

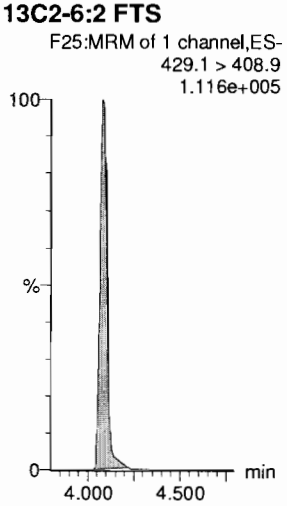

13C4-PFHpA

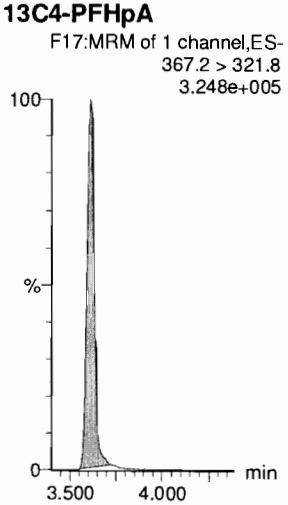

18O2-PFHxS

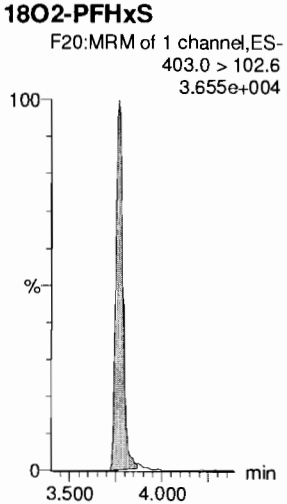

13C2-PFOA

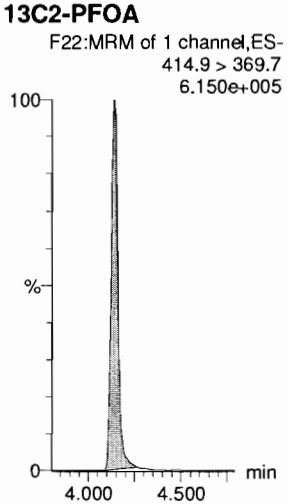

13C8-PFOS

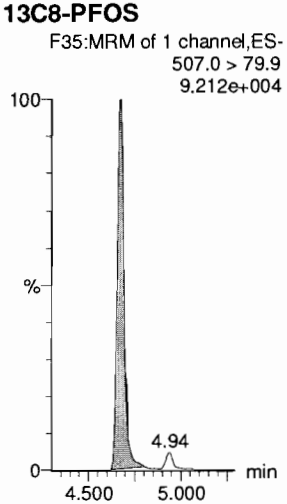

13C5-PFNA

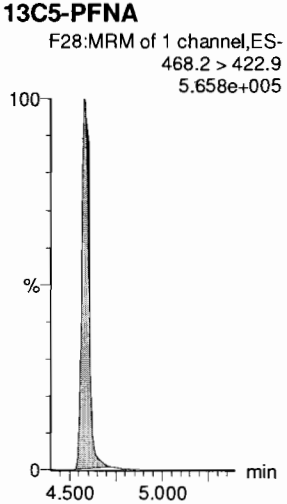

Dataset: F:\Projects\PFAS.PRO\Results\180918M2\180918M2-CRV.qld

Last Altered: Wednesday, September 19, 2018 09:27:22 Pacific Daylight Time
Printed: Wednesday, September 19, 2018 09:28:06 Pacific Daylight Time

Name: 180918M2_8, Date: 18-Sep-2018, Time: 17:36:38, ID: ST180918M2-7 PFC CS4 18I1707, Description: PFC CS4 18I1707

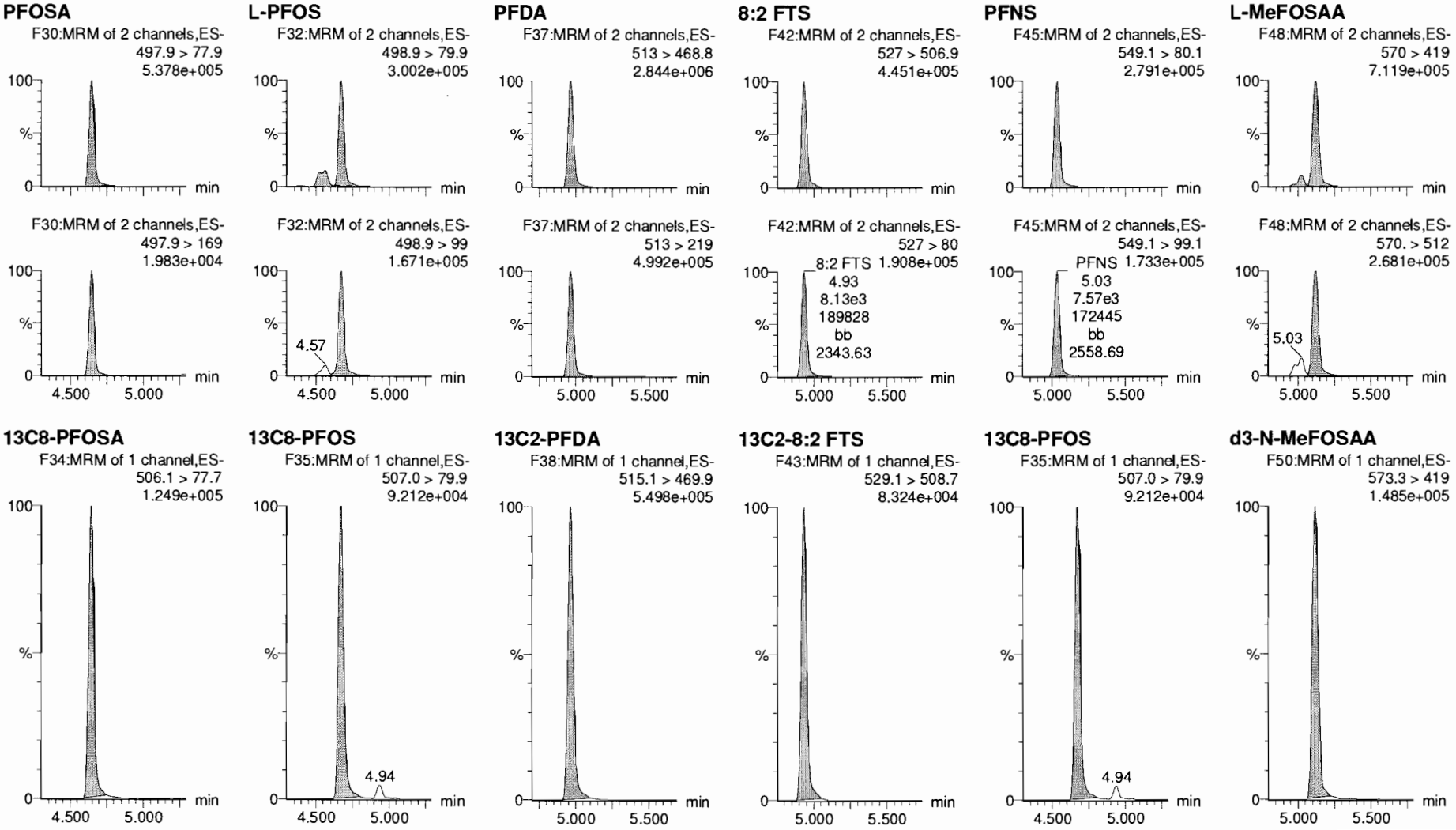

Dataset: F:\Projects\PFAS.PRO\Results\180918M2\180918M2-CRV.qld

Last Altered: Wednesday, September 19, 2018 09:27:22 Pacific Daylight Time
Printed: Wednesday, September 19, 2018 09:28:06 Pacific Daylight Time

Name: 180918M2_8, Date: 18-Sep-2018, Time: 17:36:38, ID: ST180918M2-7 PFC CS4 18I1707, Description: PFC CS4 18I1707

L-EtFOSAA

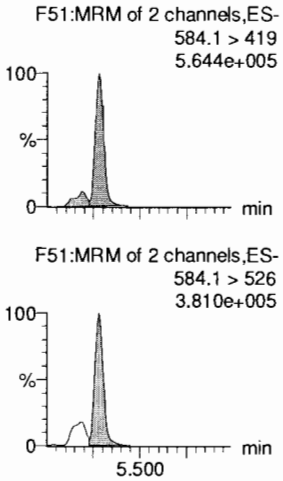

PFDoA

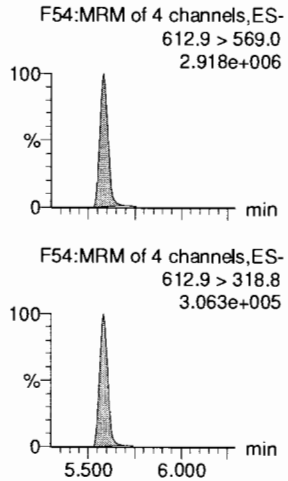

PFDS

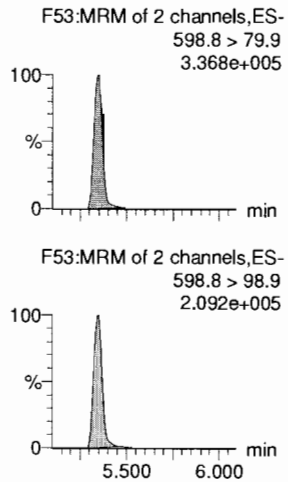

PFUdA

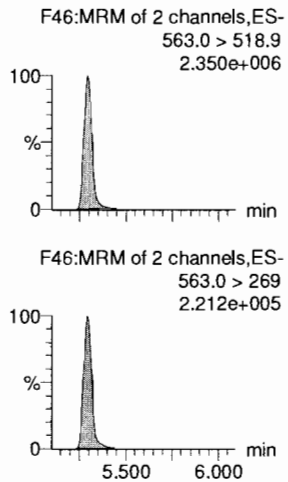

N-MeFOSA

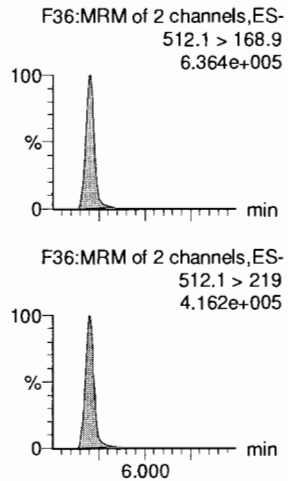

PFTrDA

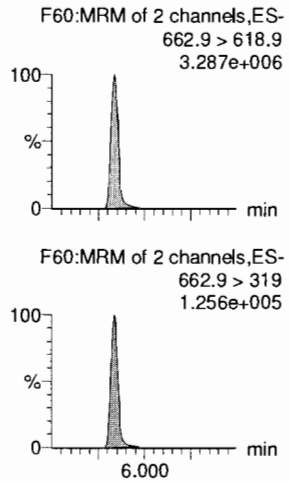

d5-N-EtFOSAA

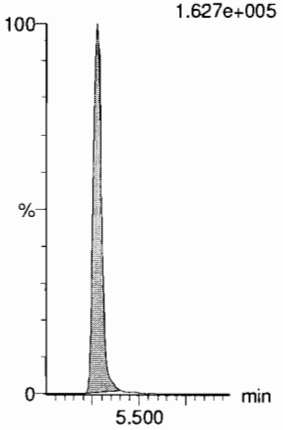

13C2-PFDoA

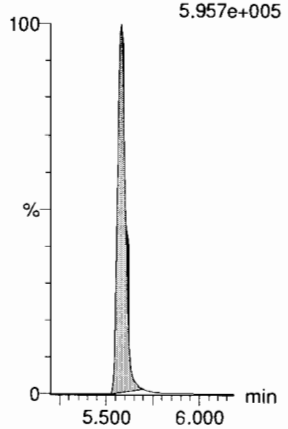

13C8-PFOS

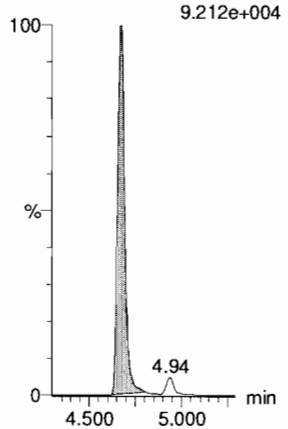

13C2-PFUdA

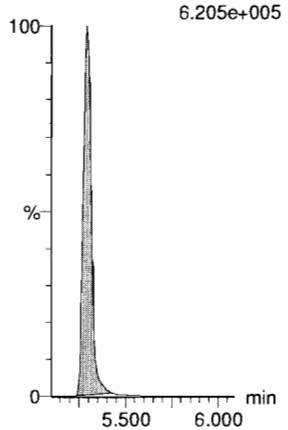

d3-N-MeFOSA

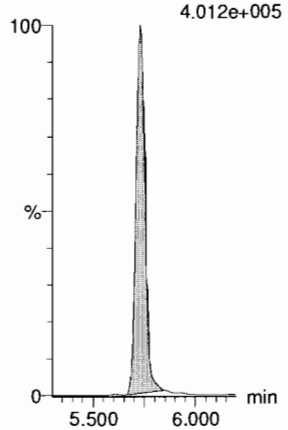

13C2-PFDoA

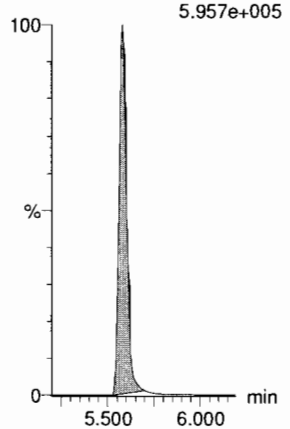

Dataset: F:\Projects\PFAS.PRO\Results\180918M2\180918M2-CRV.qld

Last Altered: Wednesday, September 19, 2018 09:27:22 Pacific Daylight Time
Printed: Wednesday, September 19, 2018 09:28:06 Pacific Daylight Time

Name: 180918M2_8, Date: 18-Sep-2018, Time: 17:36:38, ID: ST180918M2-7 PFC CS4 18I1707, Description: PFC CS4 18I1707

PFTeDA

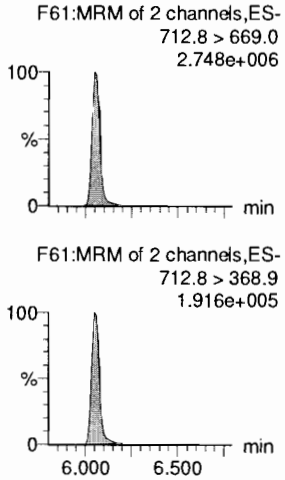

N-EtFOSA

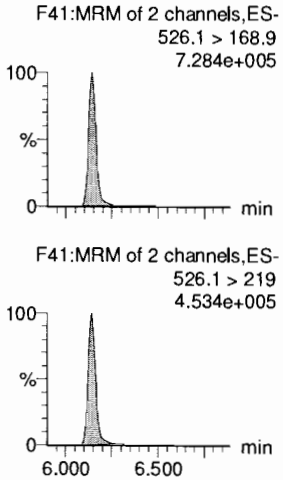

PFHxDA

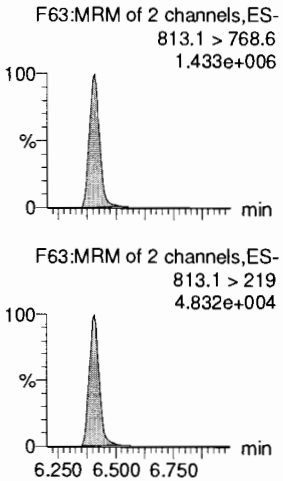

PFODA

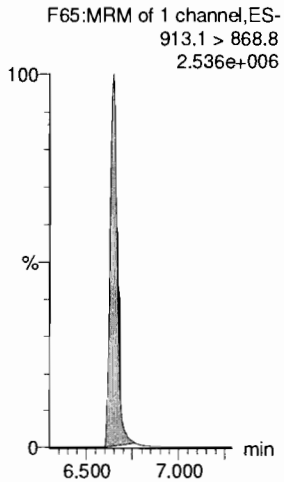

N-MeFOSE

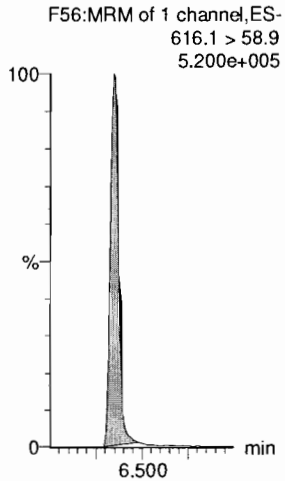

N-EtFOSE

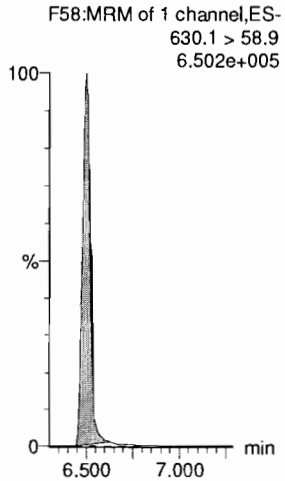

13C2-PFTeDA

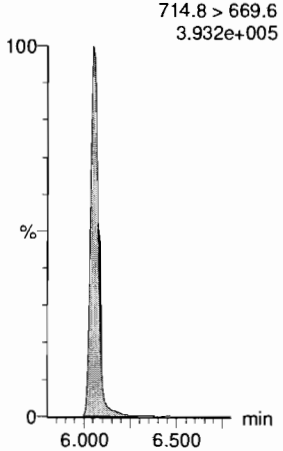

d5-N-ETFOSA

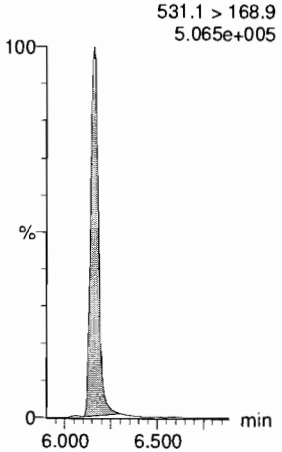

13C2-PFHxDA

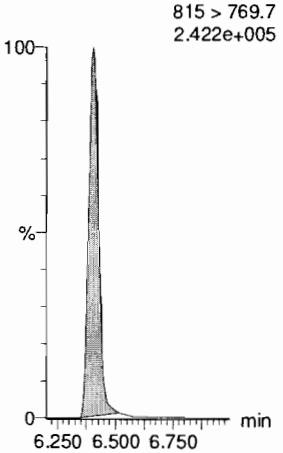

13C2-PFHxDA

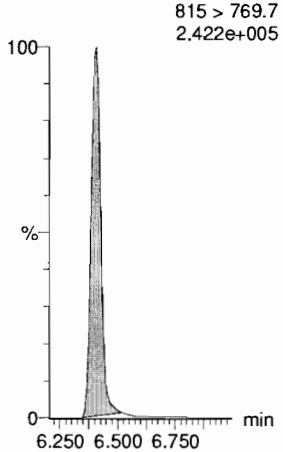

d7-N-MeFOSE

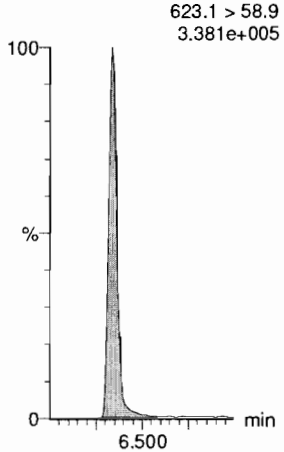

d9-N-EtFOSE

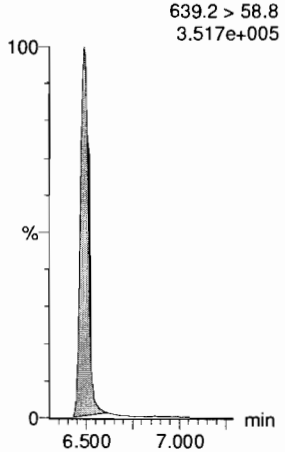

Dataset: F:\Projects\PFAS.PRO\Results\180918M2\180918M2-CRV.qld

Last Altered: Wednesday, September 19, 2018 09:27:22 Pacific Daylight Time
Printed: Wednesday, September 19, 2018 09:28:06 Pacific Daylight Time

Name: 180918M2_8, Date: 18-Sep-2018, Time: 17:36:38, ID: ST180918M2-7 PFC CS4 18I1707, Description: PFC CS4 18I1707

13C4-PFBA

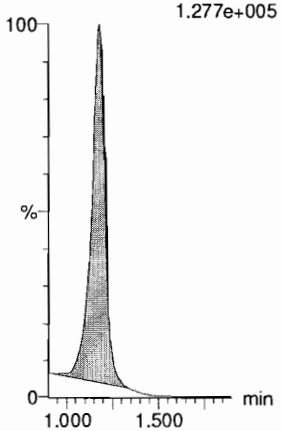

13C5-PFHxA

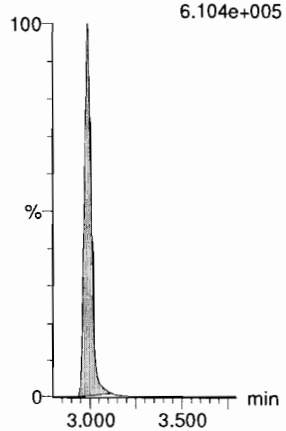

13C3-PFHxS

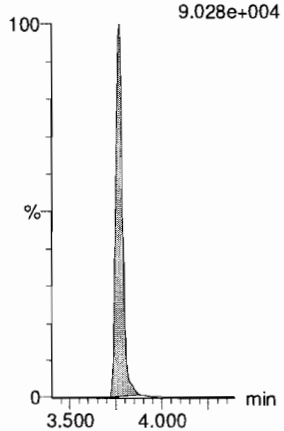

13C8-PFOA

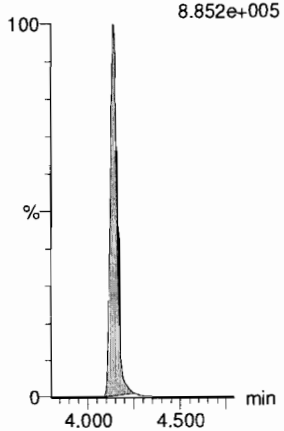

13C9-PFNA

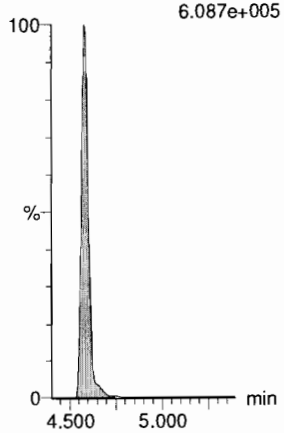

13C4-PFOS

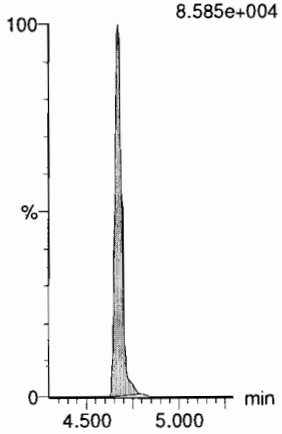

13C6-PFDA

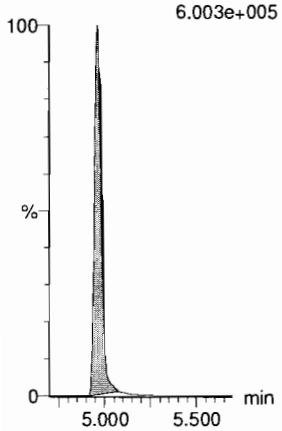

13C7-PFUdA

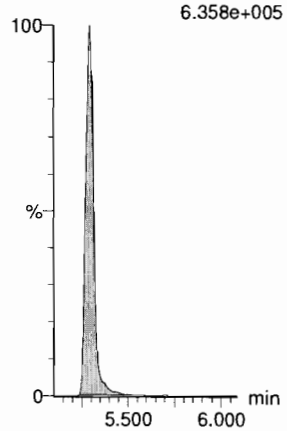

Dataset: F:\Projects\PFAS.PRO\Results\180918M2\180918M2-CRV.qld

Last Altered: Wednesday, September 19, 2018 09:27:22 Pacific Daylight Time
Printed: Wednesday, September 19, 2018 09:28:06 Pacific Daylight Time

Name: 180918M2_9, Date: 18-Sep-2018, Time: 17:47:17, ID: ST180918M2-8 PFC CS5 18I1708, Description: PFC CS5 18I1708

PFBA

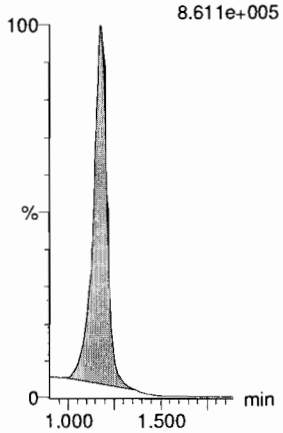

PFPeA

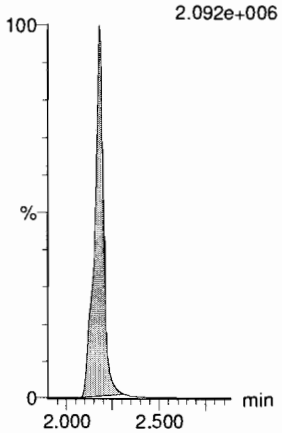

PFBS

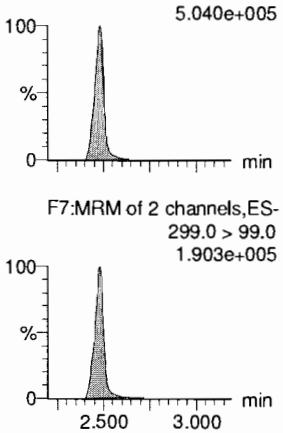

4:2 FTS

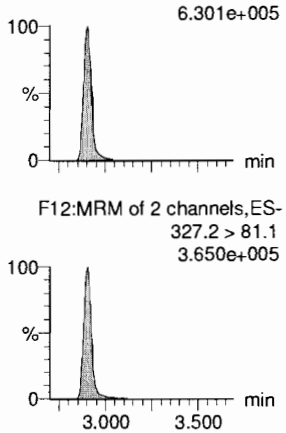

PFHxA

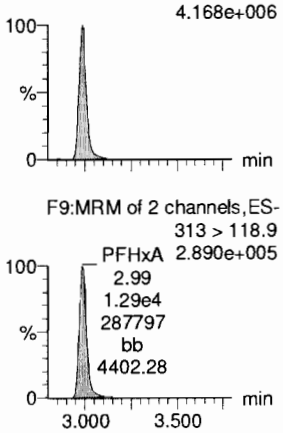

PFPeS

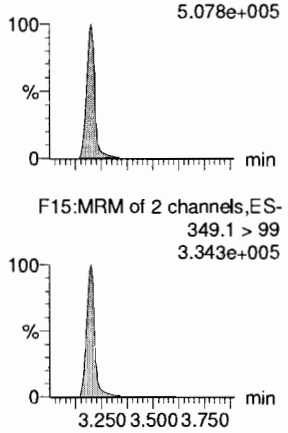

13C3-PFBA

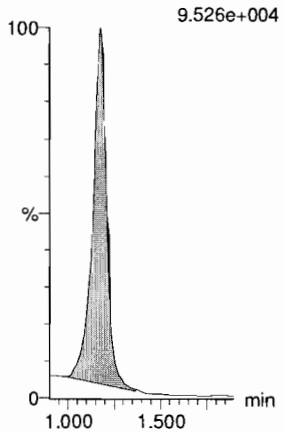

13C3-PFPeA

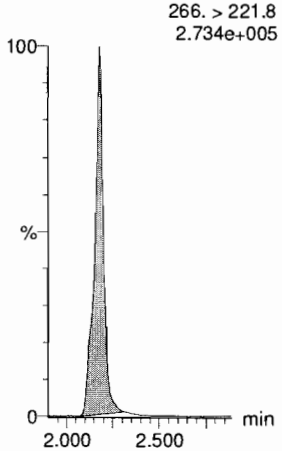

13C3-PFBS

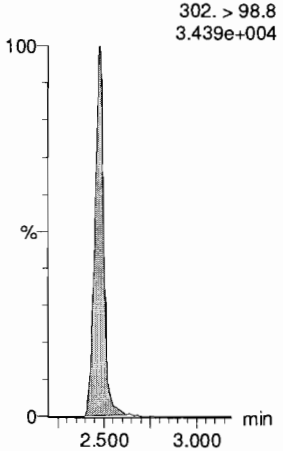

13C2-4:2 FTS

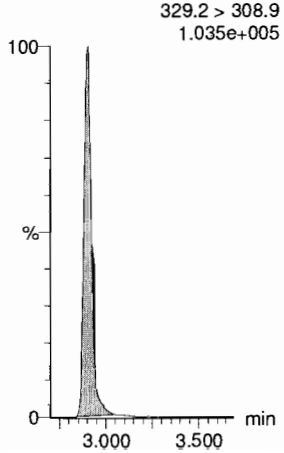

13C2-PFHxA

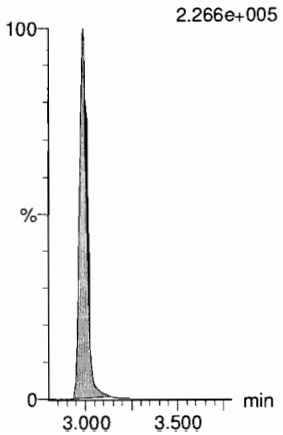

13C3-PFBS

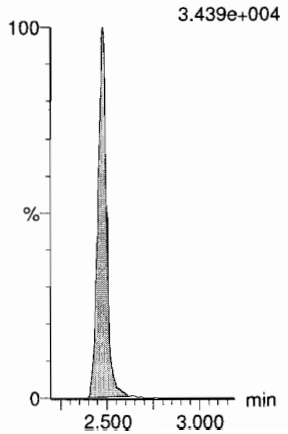

Dataset: F:\Projects\PFAS.PRO\Results\180918M2\180918M2-CRV.qld

Last Altered: Wednesday, September 19, 2018 09:27:22 Pacific Daylight Time
Printed: Wednesday, September 19, 2018 09:28:06 Pacific Daylight Time

Name: 180918M2_9, Date: 18-Sep-2018, Time: 17:47:17, ID: ST180918M2-8 PFC CS5 18I1708, Description: PFC CS5 18I1708

6:2 FTS

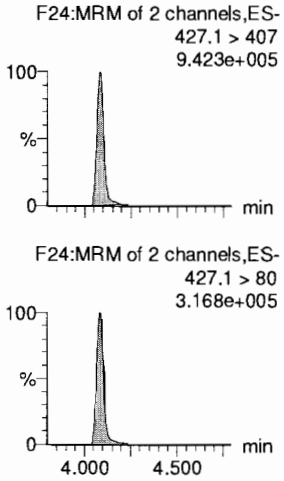

PFHpA

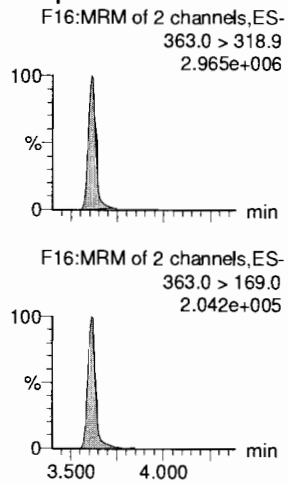

L-PFHxS

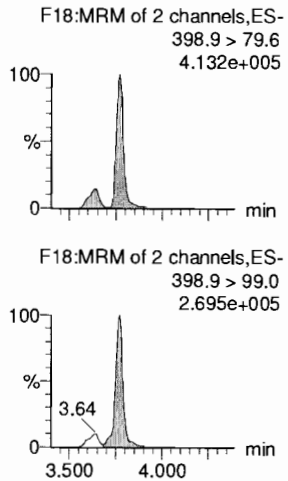

L-PFOA

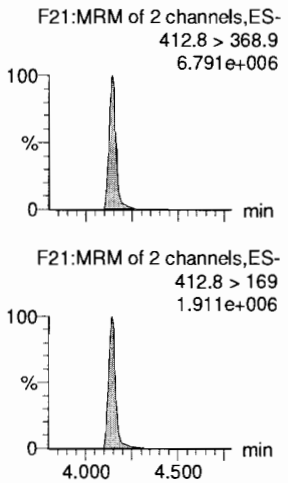

PFHpS

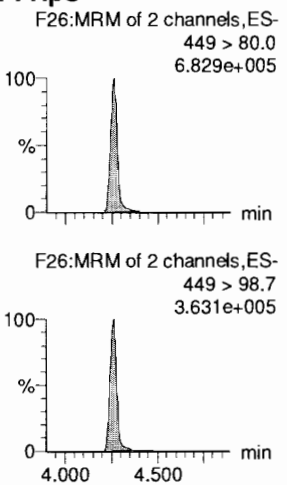

PFNA

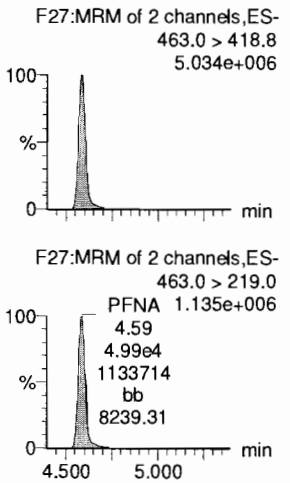

13C2-6:2 FTS

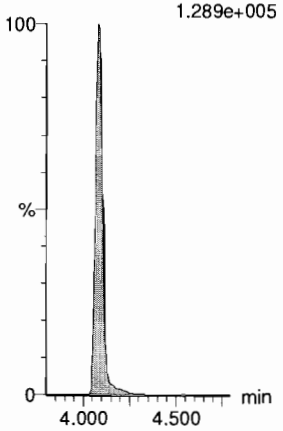

13C4-PFHpA

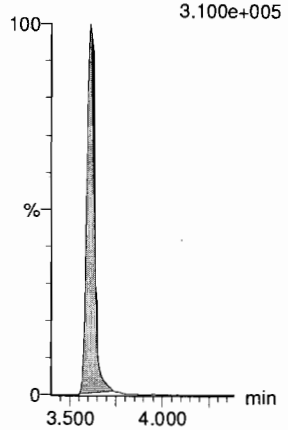

18O2-PFHxS

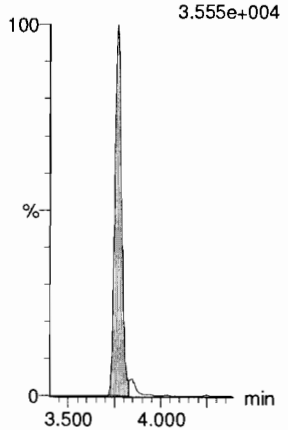

13C2-PFOA

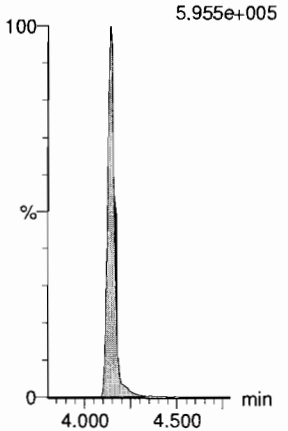

13C8-PFOS



13C5-PFNA

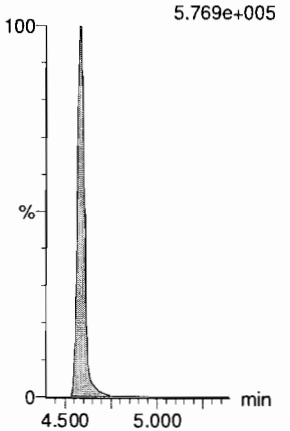

Dataset: F:\Projects\PFAS.PRO\Results\180918M2\180918M2-CRV.qld

Last Altered: Wednesday, September 19, 2018 09:27:22 Pacific Daylight Time
Printed: Wednesday, September 19, 2018 09:28:06 Pacific Daylight Time

Name: 180918M2_9, Date: 18-Sep-2018, Time: 17:47:17, ID: ST180918M2-8 PFC CS5 18I1708, Description: PFC CS5 18I1708

PFOSA
F30:MRM of 2 channels,ES-
497.9 > 77.9
1.053e+006

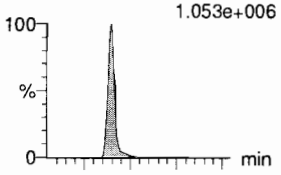

F30:MRM of 2 channels,ES-
497.9 > 169
3.894e+004

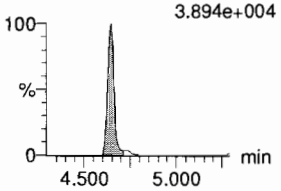

L-PFOS
F32:MRM of 2 channels,ES-
498.9 > 79.9
6.103e+005

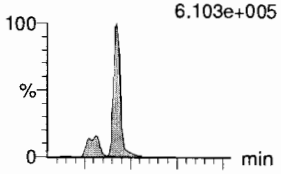

F32:MRM of 2 channels,ES-
498.9 > 99
3.363e+005

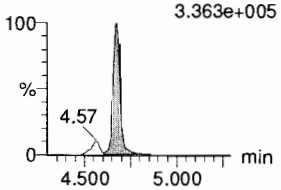

PFDA
F37:MRM of 2 channels,ES-
513 > 468.8
5.309e+006

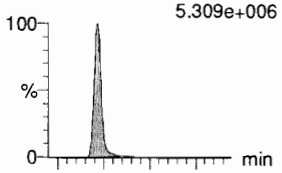

F37:MRM of 2 channels,ES-
513 > 219
9.177e+005

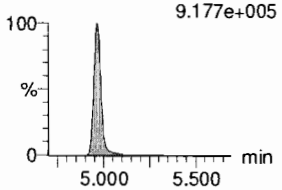

8:2 FTS
F42:MRM of 2 channels,ES-
527 > 506.9
8.477e+005

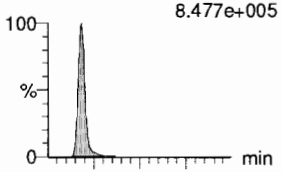

F42:MRM of 2 channels,ES-
527 > 80
3.599e+005

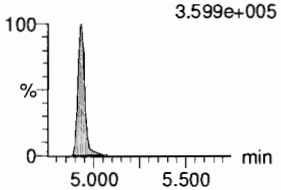

PFNS
F45:MRM of 2 channels,ES-
549.1 > 80.1
5.304e+005

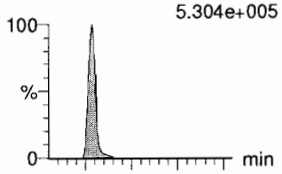

F45:MRM of 2 channels,ES-
549.1 > 99.1
3.359e+005

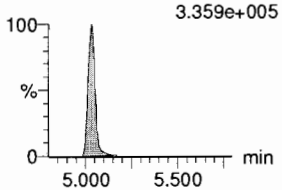

L-MeFOSAA
F48:MRM of 2 channels,ES-
570 > 419
1.407e+006

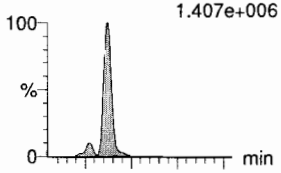

F48:MRM of 2 channels,ES-
570. > 512
5.310e+005

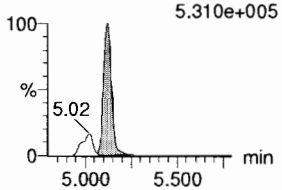

13C8-PFOSA
F34:MRM of 1 channel,ES-
506.1 > 77.7
1.268e+005

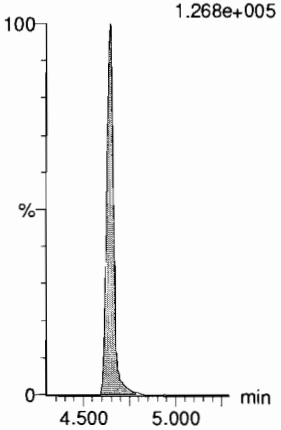

13C8-PFOS
F35:MRM of 1 channel,ES-
507.0 > 79.9
9.435e+004



13C2-PFDA
F38:MRM of 1 channel,ES-
515.1 > 469.9
5.440e+005

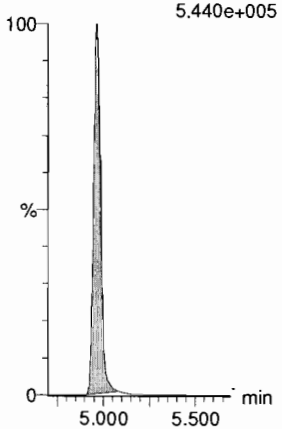

13C2-8:2 FTS
F43:MRM of 1 channel,ES-
529.1 > 508.7
1.058e+005

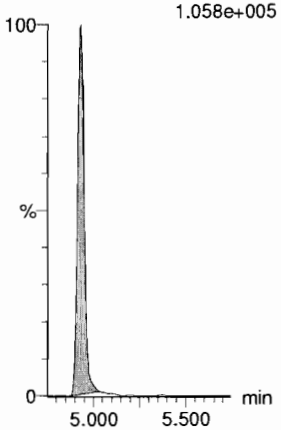

13C8-PFOS
F35:MRM of 1 channel,ES-
507.0 > 79.9
9.435e+004



d3-N-MeFOSAA
F50:MRM of 1 channel,ES-
573.3 > 419
1.418e+005

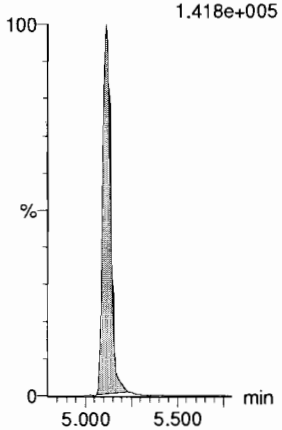

Dataset: F:\Projects\PFAS.PRO\Results\180918M2\180918M2-CRV.qld

Last Altered: Wednesday, September 19, 2018 09:27:22 Pacific Daylight Time
Printed: Wednesday, September 19, 2018 09:28:06 Pacific Daylight Time

Name: 180918M2_9, Date: 18-Sep-2018, Time: 17:47:17, ID: ST180918M2-8 PFC CS5 18I1708, Description: PFC CS5 18I1708

L-EtFOSAA

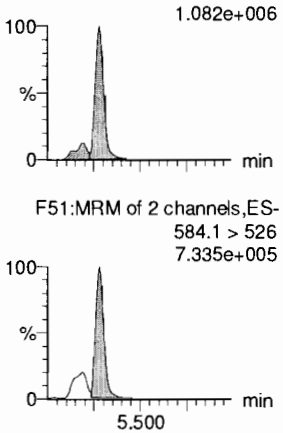

PFDoA

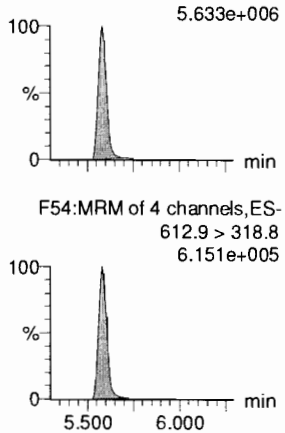

PFDS

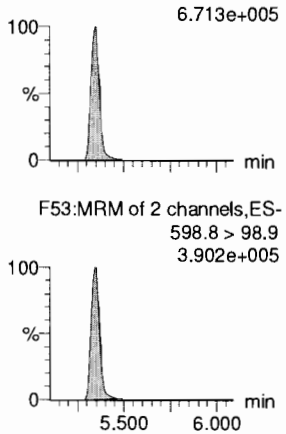

PFUdA

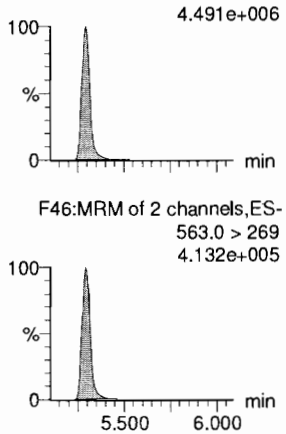

N-MeFOSA

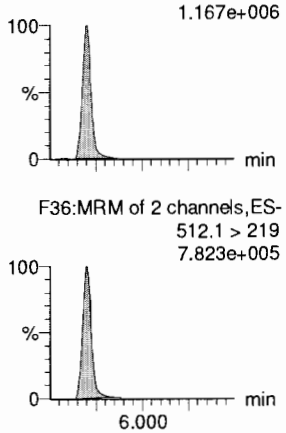

PFTrDA

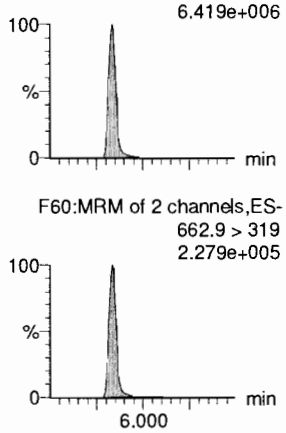

d5-N-EtFOSAA

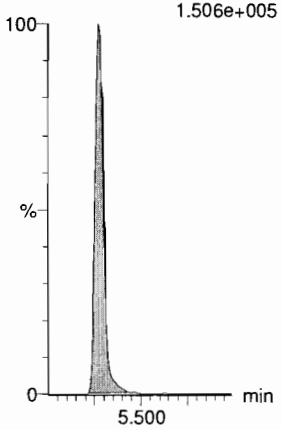

13C2-PFDoA

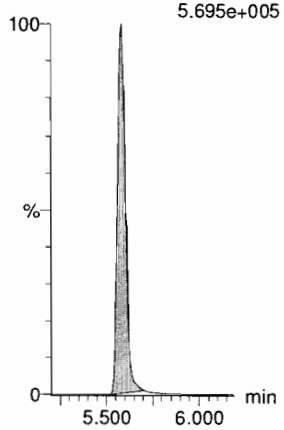

13C8-PFOS



13C2-PFUdA

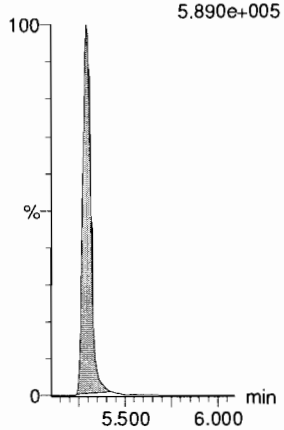

d3-N-MeFOSA

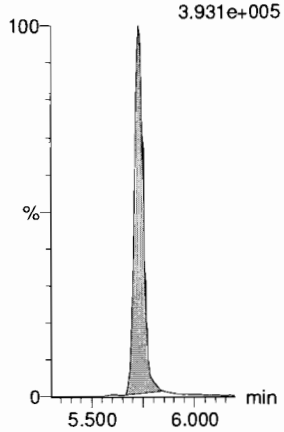

13C2-PFDoA

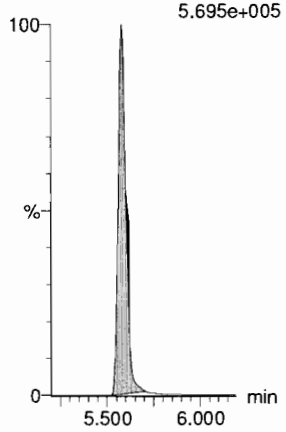

Dataset: F:\Projects\PFAS.PRO\Results\180918M2\180918M2-CRV.qld

Last Altered: Wednesday, September 19, 2018 09:27:22 Pacific Daylight Time
Printed: Wednesday, September 19, 2018 09:28:06 Pacific Daylight Time

Name: 180918M2_9, Date: 18-Sep-2018, Time: 17:47:17, ID: ST180918M2-8 PFC CS5 18I1708, Description: PFC CS5 18I1708

PFTeDA

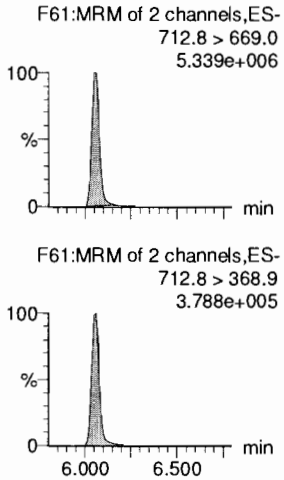

N-EtFOSA

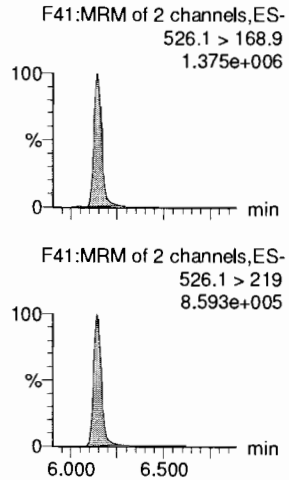

PFHxDA

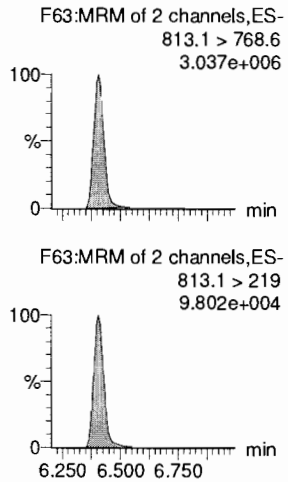

PFODA

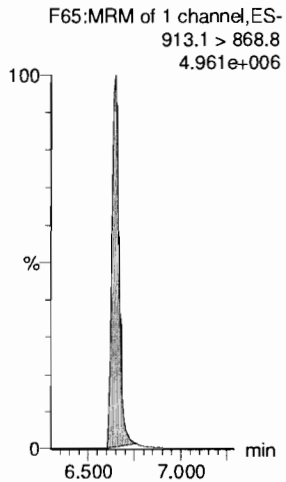

N-MeFOSE

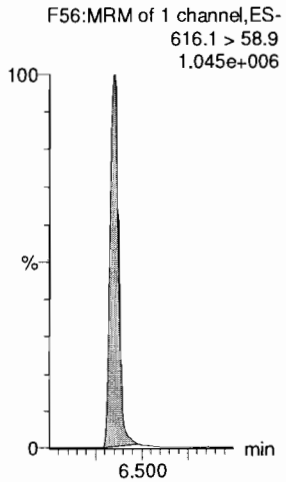

N-EtFOSE

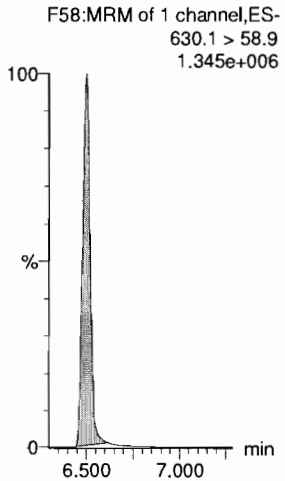

13C2-PFTeDA

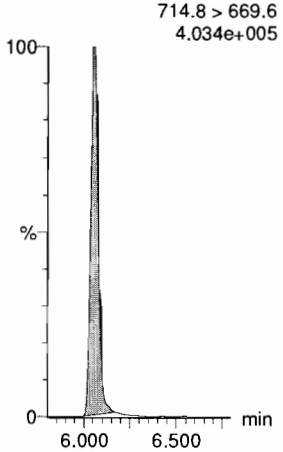

d5-N-ETFOSA

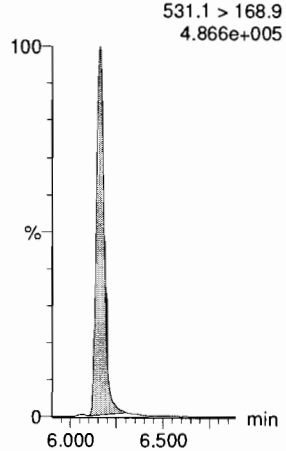

13C2-PFHxDA

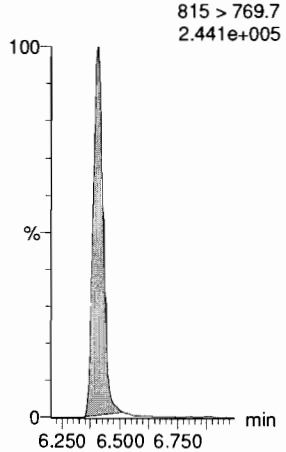

13C2-PFHxDA

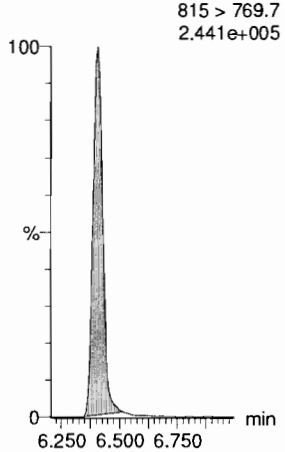

d7-N-MeFOSE

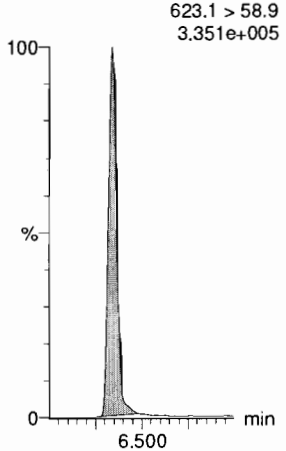

d9-N-EtFOSE

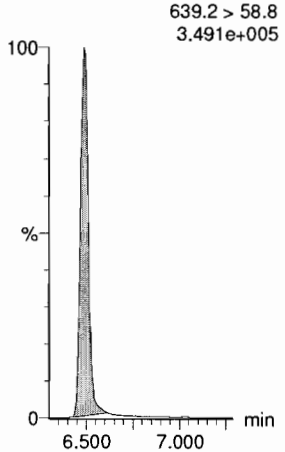

Dataset: F:\Projects\PFAS.PRO\Results\180918M2\180918M2-CRV.qld

Last Altered: Wednesday, September 19, 2018 09:27:22 Pacific Daylight Time
Printed: Wednesday, September 19, 2018 09:28:06 Pacific Daylight Time

Name: 180918M2_9, Date: 18-Sep-2018, Time: 17:47:17, ID: ST180918M2-8 PFC CS5 18I1708, Description: PFC CS5 18I1708

13C4-PFBA



13C5-PFHxA

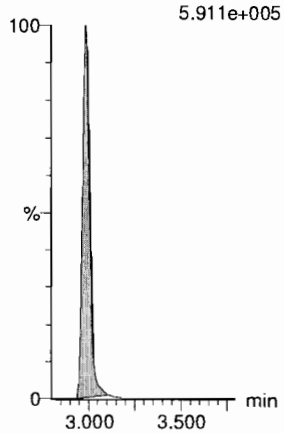

13C3-PFHxS

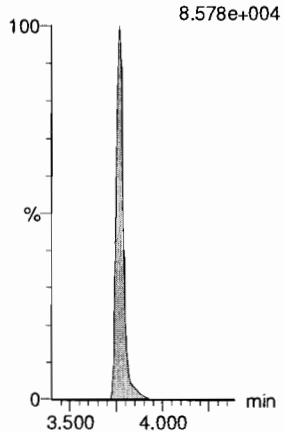

13C8-PFOA

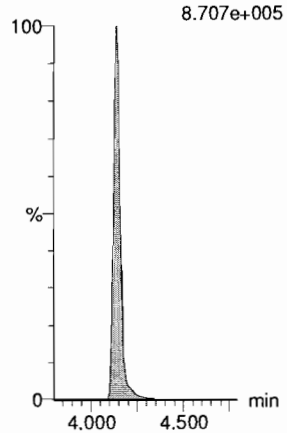

13C9-PFNA

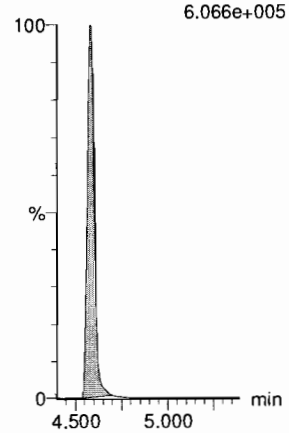

13C4-PFOS

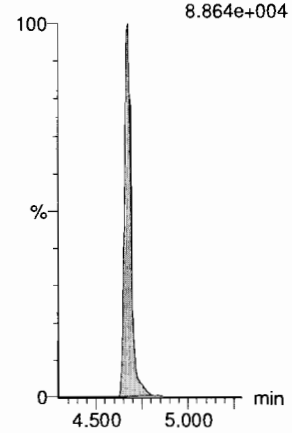

13C6-PFDA

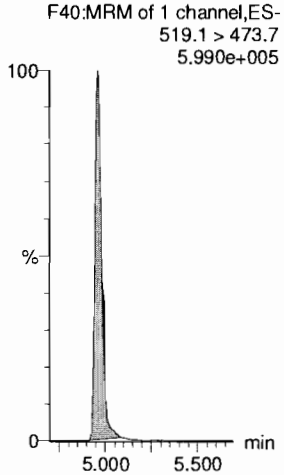

13C7-PFUdA

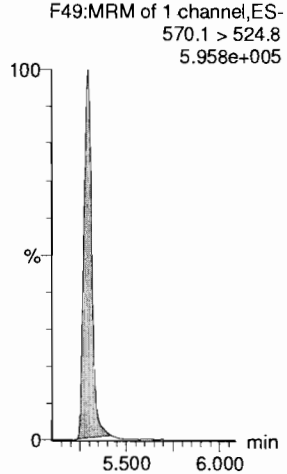

Dataset: F:\Projects\PFAS.PRO\Results\180918M2\180918M2-CRV.qld

Last Altered: Wednesday, September 19, 2018 09:27:22 Pacific Daylight Time
Printed: Wednesday, September 19, 2018 09:28:06 Pacific Daylight Time

Name: 180918M2_10, Date: 18-Sep-2018, Time: 17:57:50, ID: ST180918M2-9 PFC CS6 18I1709, Description: PFC CS6 18I1709

PFBA
F2:MRM of 1 channel,ES-
213.0 > 168.8
2.067e+006

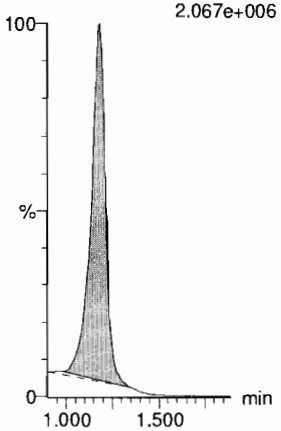

PFPeA
F5:MRM of 1 channel,ES-
263.1 > 218.9
4.914e+006

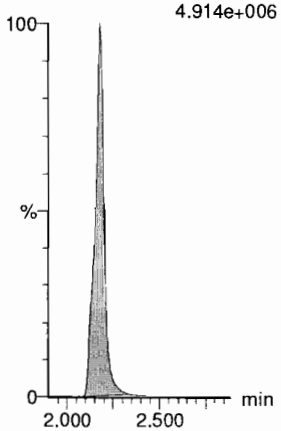

PFBS
F7:MRM of 2 channels,ES-
299.0 > 79.7
1.160e+006

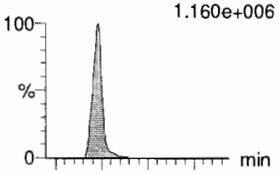

F7:MRM of 2 channels,ES-
299.0 > 99.0
4.350e+005

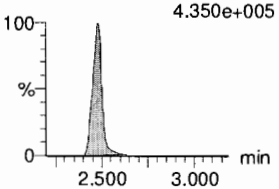

4:2 FTS
F12:MRM of 2 channels,ES-
327.2 > 307.2
1.408e+006

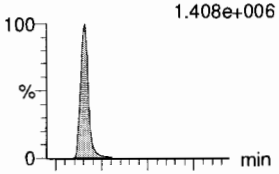

F12:MRM of 2 channels,ES-
327.2 > 81.1
7.868e+005

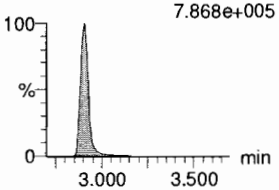

PFHxA
F9:MRM of 2 channels,ES-
313 > 269
1.007e+007

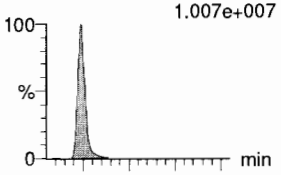

F9:MRM of 2 channels,ES-
313 > 118.9
6.789e+005

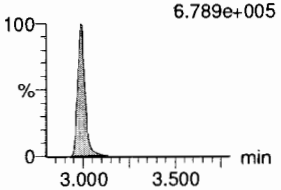

PFPeS
F15:MRM of 2 channels,ES-
349.1 > 80.1
1.155e+006

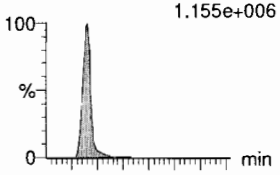

F15:MRM of 2 channels,ES-
349.1 > 99
7.510e+005

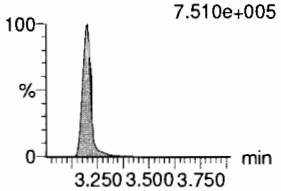

13C3-PFBA
F3:MRM of 1 channel,ES-
216.1 > 171.8
9.116e+004

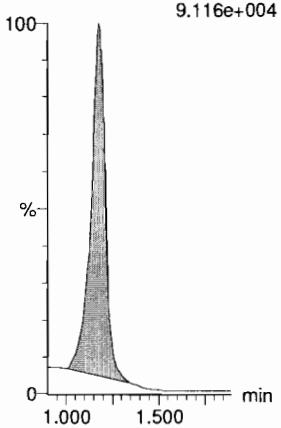

13C3-PFPeA
F6:MRM of 1 channel,ES-
266. > 221.8
2.483e+005

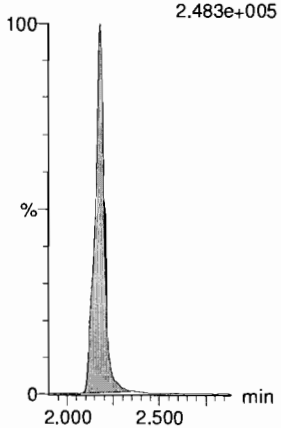

13C3-PFBS
F8:MRM of 1 channel,ES-
302. > 98.8
3.042e+004

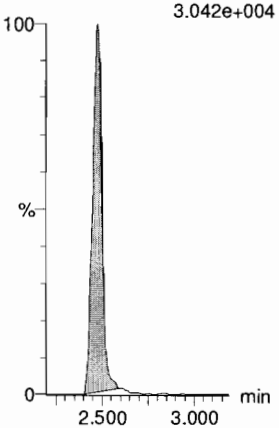

13C2-4:2 FTS
F13:MRM of 1 channel,ES-
329.2 > 308.9
1.226e+005

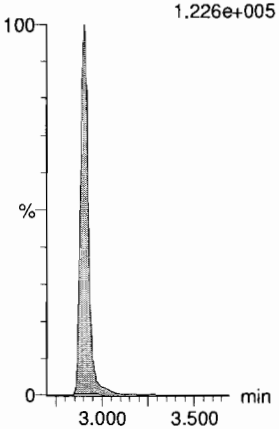

13C2-PFHxA
F10:MRM of 1 channel,ES-
315 > 270
2.021e+005

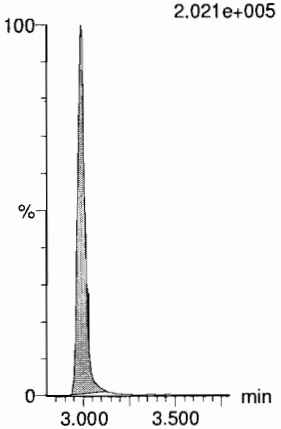

13C3-PFBS
F8:MRM of 1 channel,ES-
302. > 98.8
3.042e+004

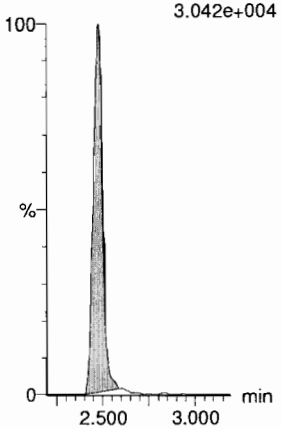

Dataset: F:\Projects\PFAS.PRO\Results\180918M2\180918M2-CRV.qld

Last Altered: Wednesday, September 19, 2018 09:27:22 Pacific Daylight Time
Printed: Wednesday, September 19, 2018 09:28:06 Pacific Daylight Time

Name: 180918M2_10, Date: 18-Sep-2018, Time: 17:57:50, ID: ST180918M2-9 PFC CS6 18I1709, Description: PFC CS6 18I1709

6:2 FTS

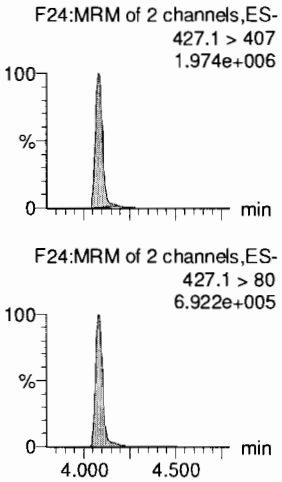

PFHpA

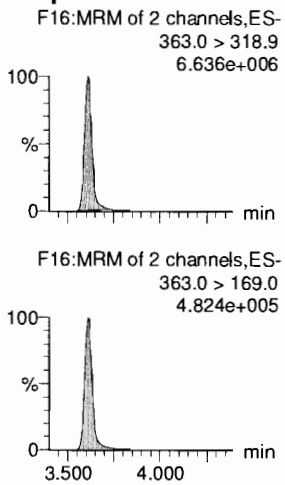

L-PFHxS

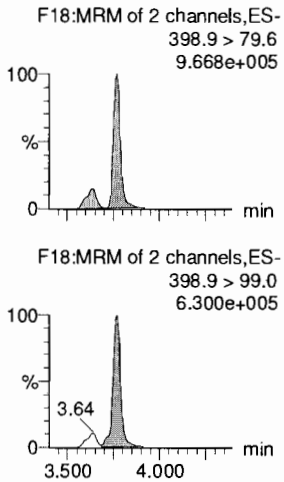

L-PFOA

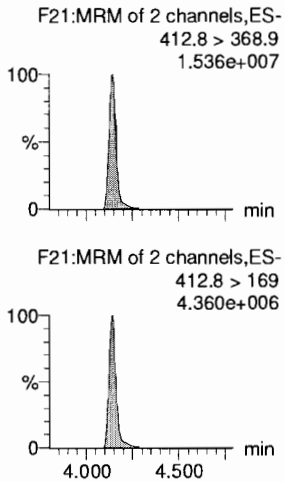

PFHpS

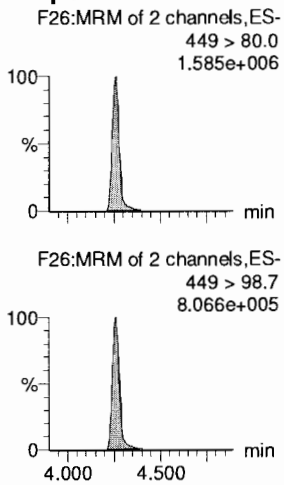

PFNA

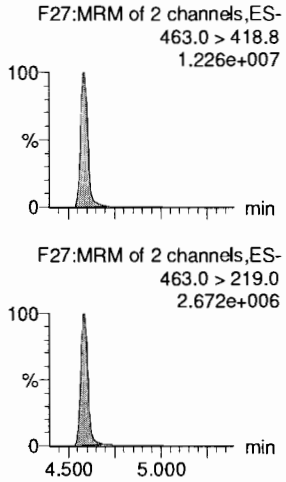

13C2-6:2 FTS

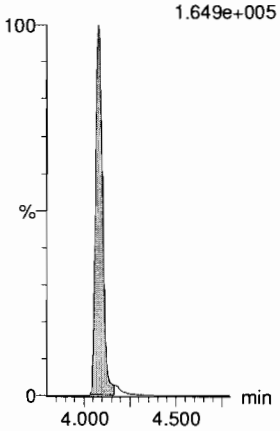

13C4-PFHpA

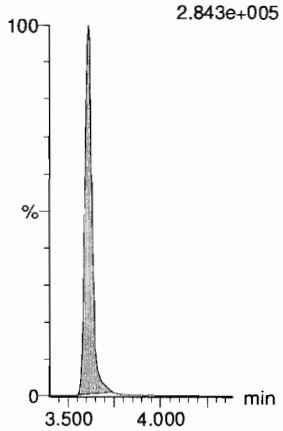

18O2-PFHxS

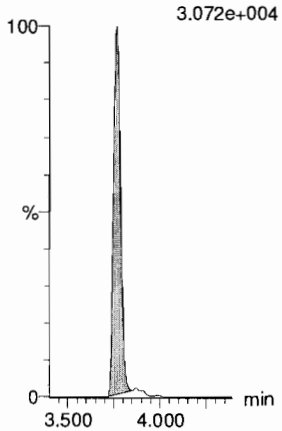

13C2-PFOA



13C8-PFOS

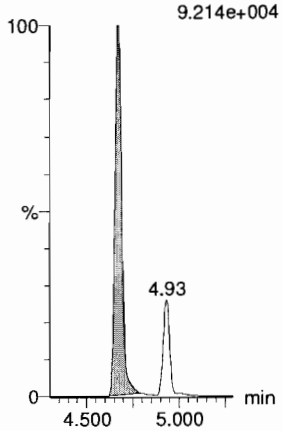

13C5-PFNA

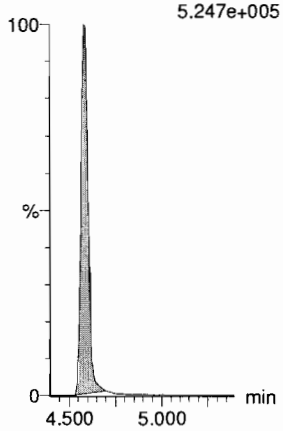

Dataset: F:\Projects\PFAS.PRO\Results\180918M2\180918M2-CRV.qld

Last Altered: Wednesday, September 19, 2018 09:27:22 Pacific Daylight Time
Printed: Wednesday, September 19, 2018 09:28:06 Pacific Daylight Time

Name: 180918M2_10, Date: 18-Sep-2018, Time: 17:57:50, ID: ST180918M2-9 PFC CS6 18I1709, Description: PFC CS6 18I1709

PFOSA

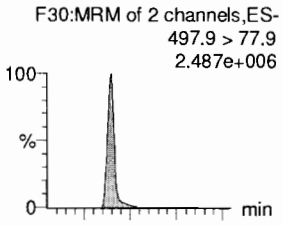

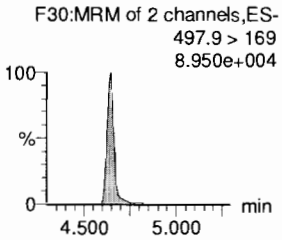

L-PFOS

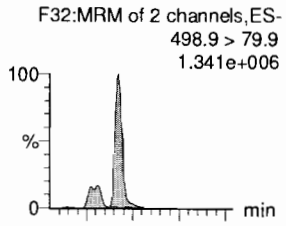

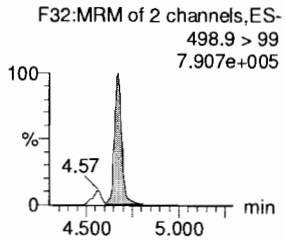

PFDA

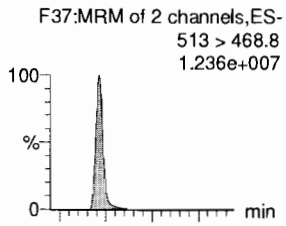

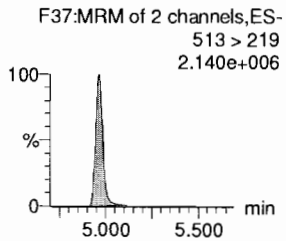

8:2 FTS

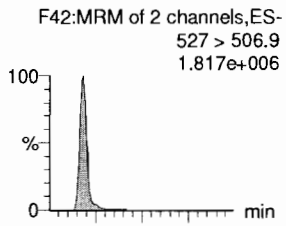

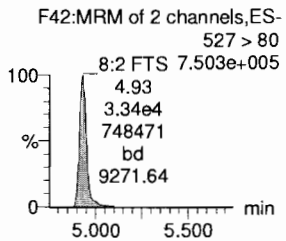

PFNS

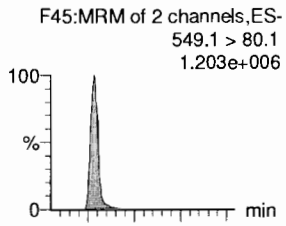

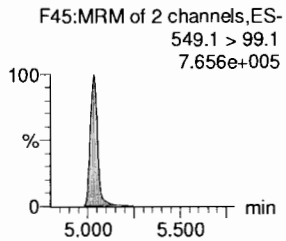

L-MeFOSAA

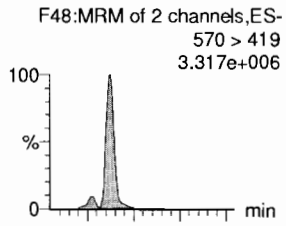

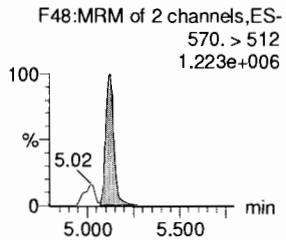

13C8-PFOSA

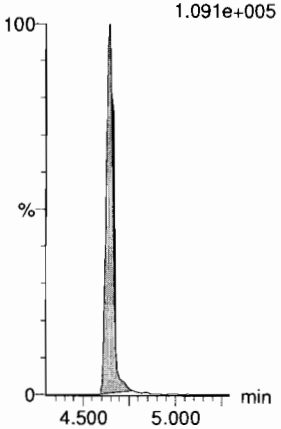

13C8-PFOS

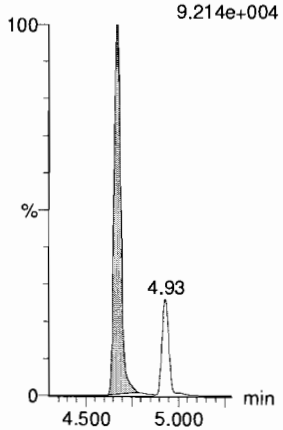

13C2-PFDA

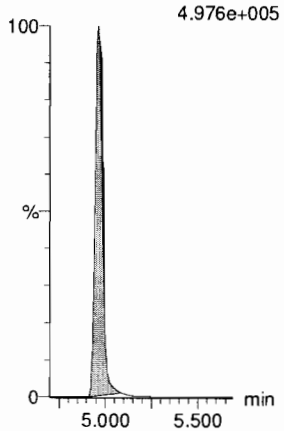

13C2-8:2 FTS

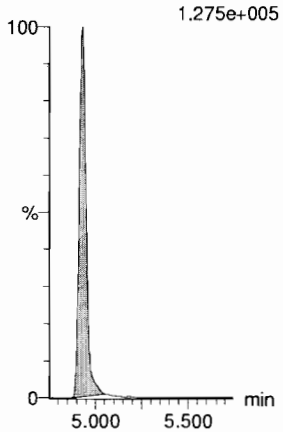

13C8-PFOS

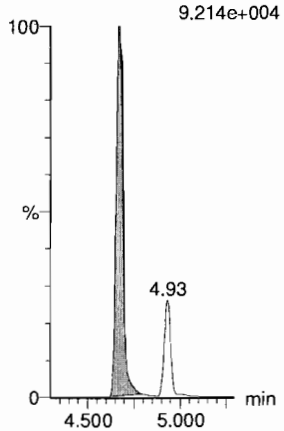

d3-N-MeFOSAA

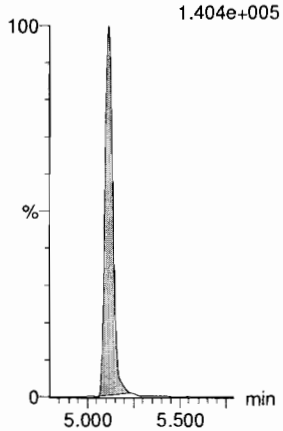

Dataset: F:\Projects\PFAS.PRO\Results\180918M2\180918M2-CRV.qld

Last Altered: Wednesday, September 19, 2018 09:27:22 Pacific Daylight Time
Printed: Wednesday, September 19, 2018 09:28:06 Pacific Daylight Time

Name: 180918M2_10, Date: 18-Sep-2018, Time: 17:57:50, ID: ST180918M2-9 PFC CS6 18I1709, Description: PFC CS6 18I1709

L-EtFOSAA

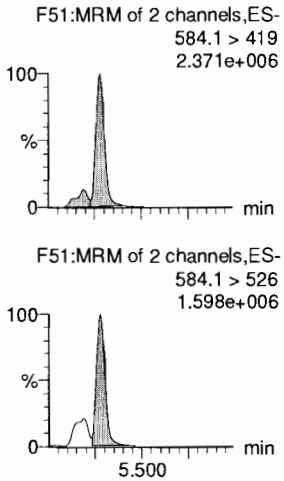

PFDoA

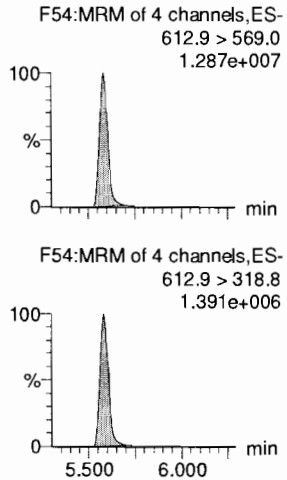

PFDS

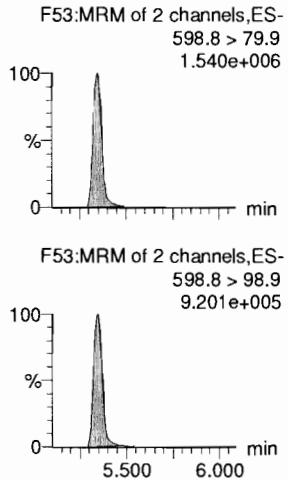

PFUdA

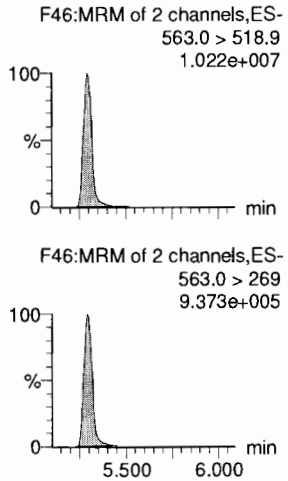

N-MeFOSA

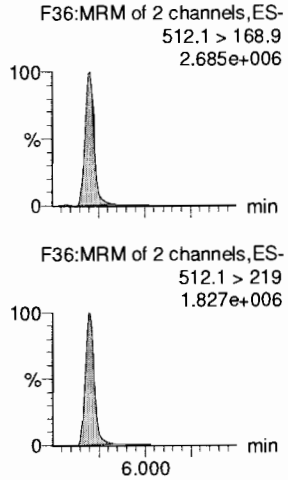

PFTrDA

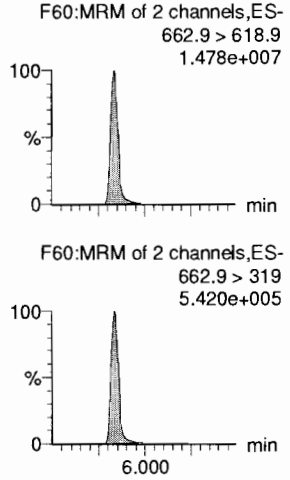

d5-N-EtFOSAA

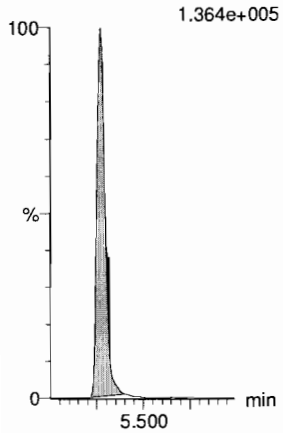

13C2-PFDoA

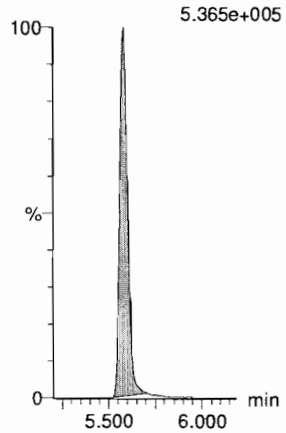

13C8-PFOS

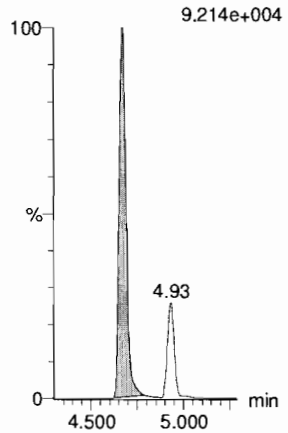

13C2-PFUdA

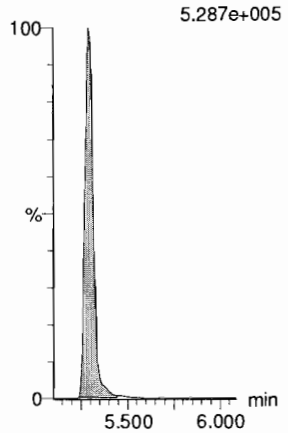

d3-N-MeFOSA

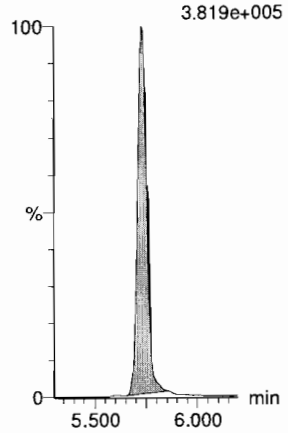

13C2-PFDoA

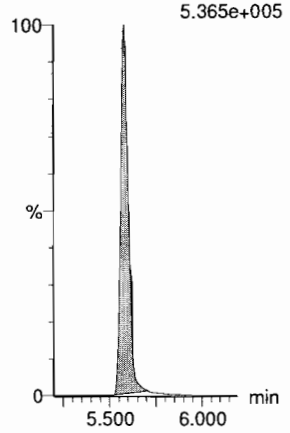

Dataset: F:\Projects\PFAS.PRO\Results\180918M2\180918M2-CRV.qld

Last Altered: Wednesday, September 19, 2018 09:27:22 Pacific Daylight Time
Printed: Wednesday, September 19, 2018 09:28:06 Pacific Daylight Time

Name: 180918M2_10, Date: 18-Sep-2018, Time: 17:57:50, ID: ST180918M2-9 PFC CS6 18I1709, Description: PFC CS6 18I1709

PFTeDA

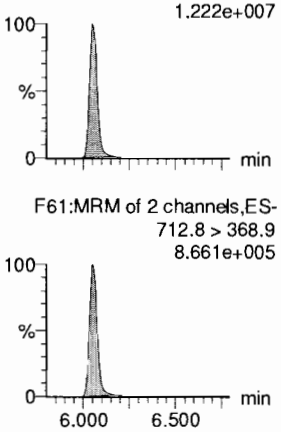

N-EtFOSA

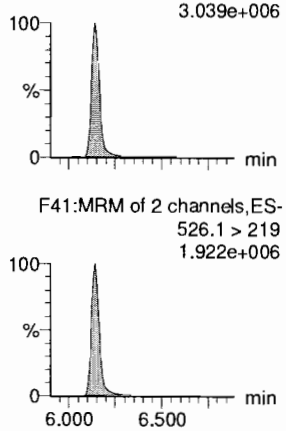

PFHxDA

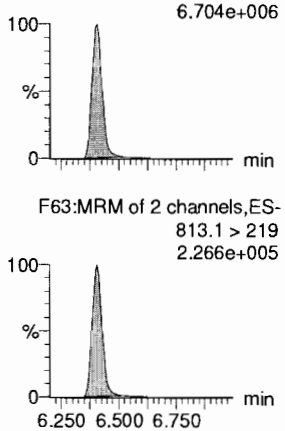

PFODA

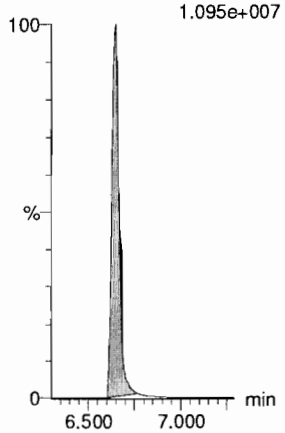

N-MeFOSE

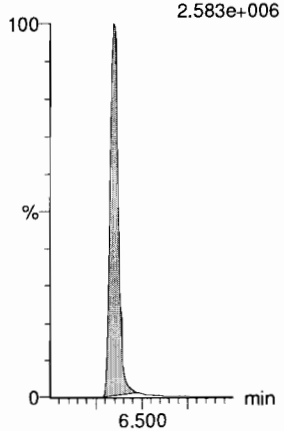

N-EtFOSE

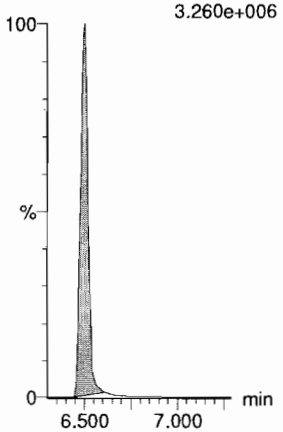

13C2-PFTeDA

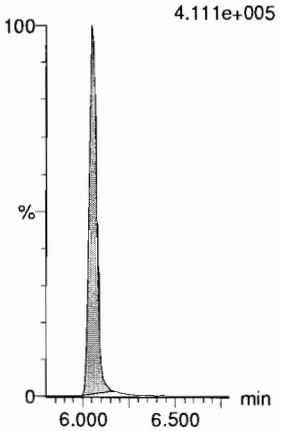

d5-N-ETFOSA

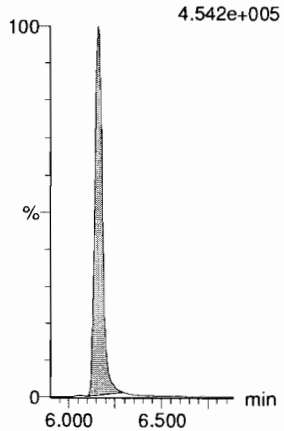

13C2-PFHxDA

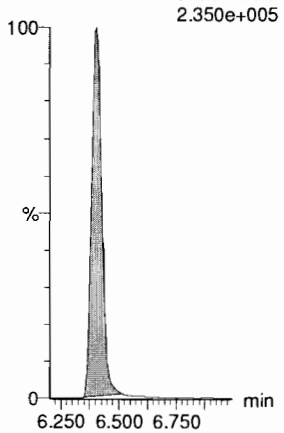

13C2-PFHxDA

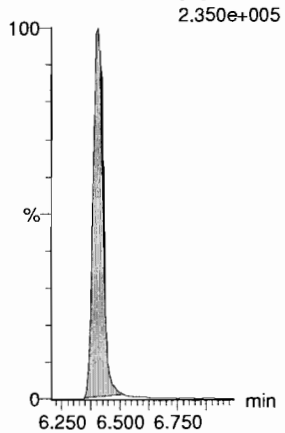

d7-N-MeFOSE

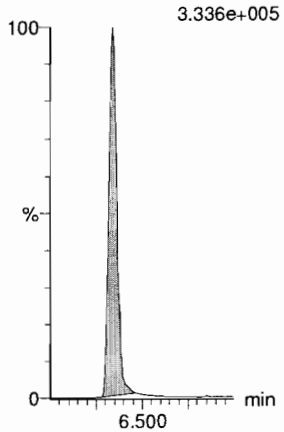

d9-N-EtFOSE

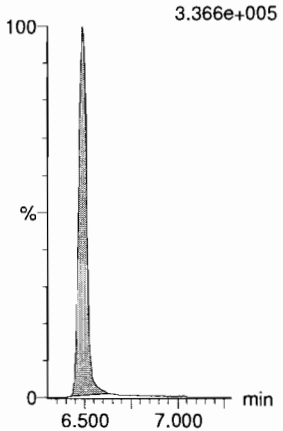

Dataset: F:\Projects\PFAS.PRO\Results\180918M2\180918M2-CRV.qld

Last Altered: Wednesday, September 19, 2018 09:27:22 Pacific Daylight Time
Printed: Wednesday, September 19, 2018 09:28:06 Pacific Daylight Time

Name: 180918M2_10, Date: 18-Sep-2018, Time: 17:57:50, ID: ST180918M2-9 PFC CS6 18I1709, Description: PFC CS6 18I1709

13C4-PFBA

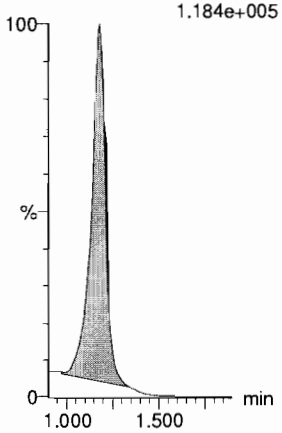

13C5-PFHxA

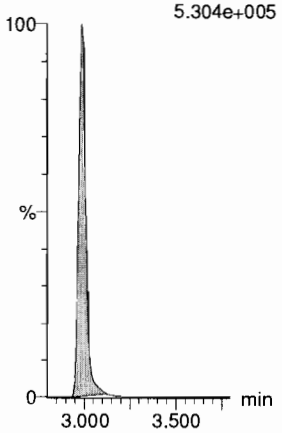

13C3-PFHxS

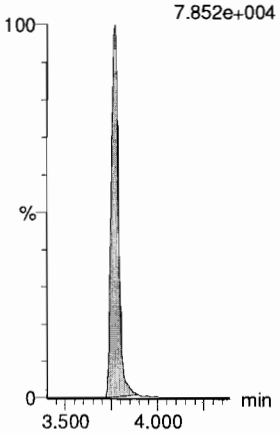

13C8-PFOA

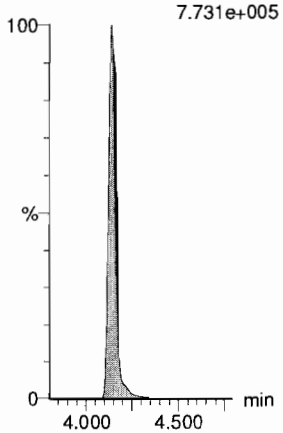

13C9-PFNA

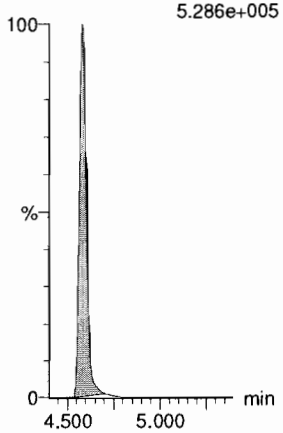

13C4-PFOS

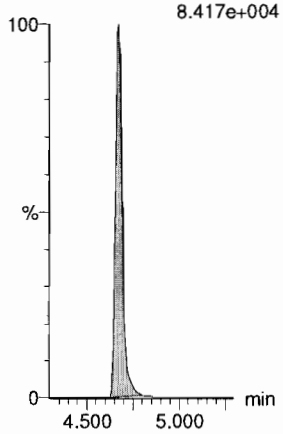

13C6-PFDA

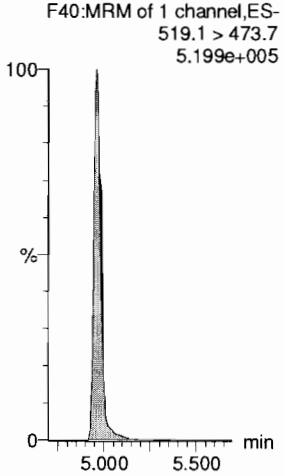

13C7-PFUdA

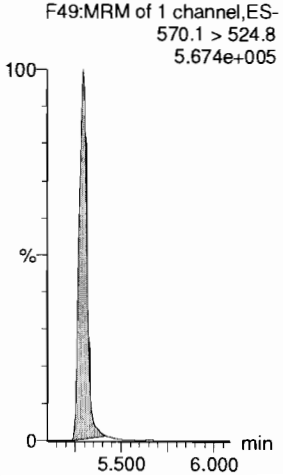

Dataset: F:\Projects\PFAS.PRO\Results\180918M2\180918M2-CRV.qld

Last Altered: Wednesday, September 19, 2018 09:27:22 Pacific Daylight Time
Printed: Wednesday, September 19, 2018 09:28:06 Pacific Daylight Time

Name: 180918M2_11, Date: 18-Sep-2018, Time: 18:08:28, ID: ST180918M2-10 PFC CS7 18I1710, Description: PFC CS7 18HI1710

PFBA
F2:MRM of 1 channel,ES-
213.0 > 168.8
3.966e+006

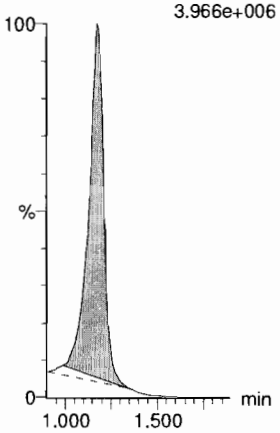

PFPeA
F5:MRM of 1 channel,ES-
263.1 > 218.9
8.908e+006

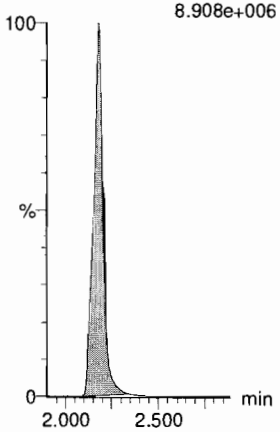

PFBS
F7:MRM of 2 channels,ES-
299.0 > 79.7
2.043e+006

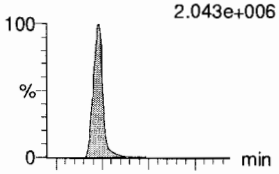

F7:MRM of 2 channels,ES-
299.0 > 99.0
7.793e+005

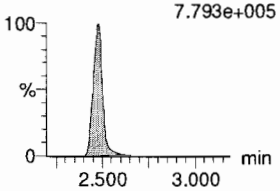

4:2 FTS
F12:MRM of 2 channels,ES-
327.2 > 307.2
2.343e+006

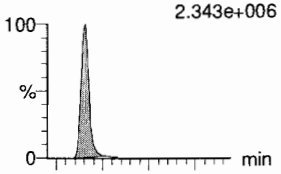

F12:MRM of 2 channels,ES-
327.2 > 81.1
1.349e+006

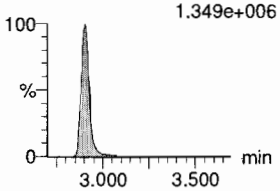

PFHxA
F9:MRM of 2 channels,ES-
313 > 269
1.786e+007

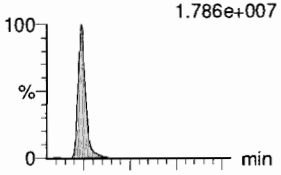

F9:MRM of 2 channels,ES-
313 > 118.9
1.230e+006

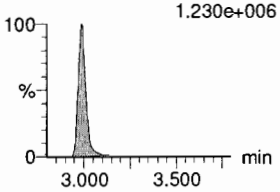

PFPeS
F15:MRM of 2 channels,ES-
349.1 > 80.1
1.983e+006

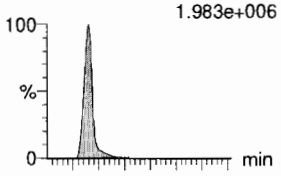

F15:MRM of 2 channels,ES-
349.1 > 99
1.283e+006

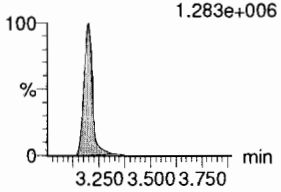

13C3-PFBA
F3:MRM of 1 channel,ES-
216.1 > 171.8
8.746e+004

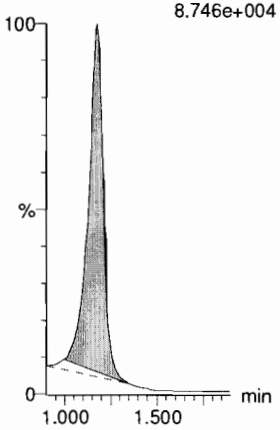

13C3-PFPeA
F6:MRM of 1 channel,ES-
266. > 221.8
2.280e+005

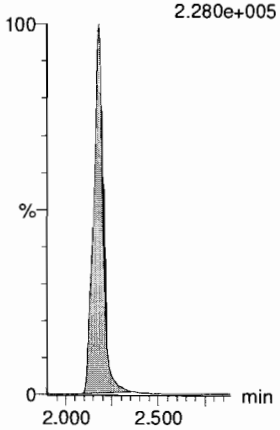

13C3-PFBS
F8:MRM of 1 channel,ES-
302. > 98.8
2.621e+004



13C2-4:2 FTS
F13:MRM of 1 channel,ES-
329.2 > 308.9
1.598e+005

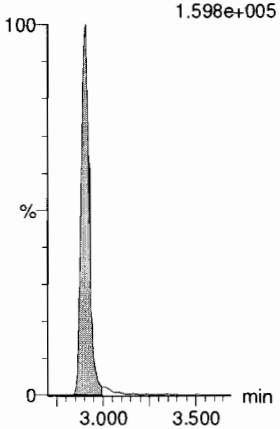

13C2-PFHxA
F10:MRM of 1 channel,ES-
315 > 270
1.922e+005

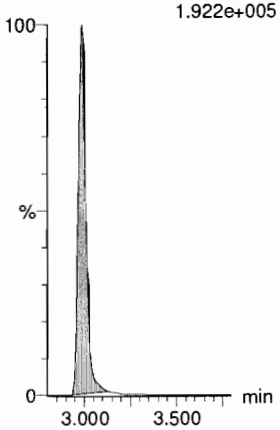

13C3-PFBS
F8:MRM of 1 channel,ES-
302. > 98.8
2.621e+004

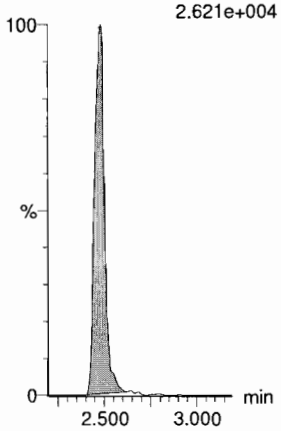

Dataset: F:\Projects\PFAS.PRO\Results\180918M2\180918M2-CRV.qld

Last Altered: Wednesday, September 19, 2018 09:27:22 Pacific Daylight Time
Printed: Wednesday, September 19, 2018 09:28:06 Pacific Daylight Time

Name: 180918M2_11, Date: 18-Sep-2018, Time: 18:08:28, ID: ST180918M2-10 PFC CS7 18I1710, Description: PFC CS7 18HI1710

6:2 FTS

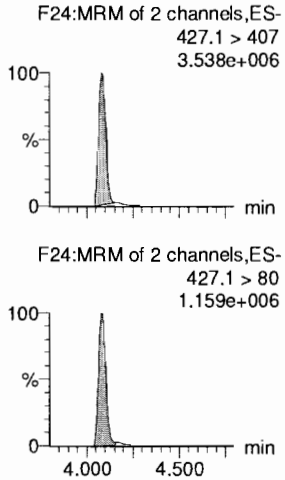

PFHpA

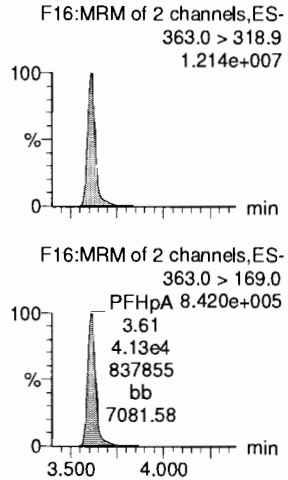

L-PFHxS

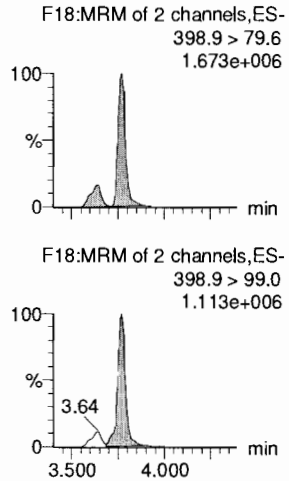

L-PFOA

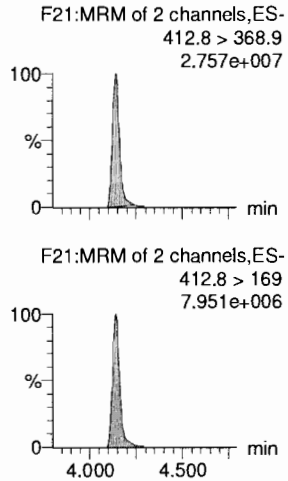

PFHpS

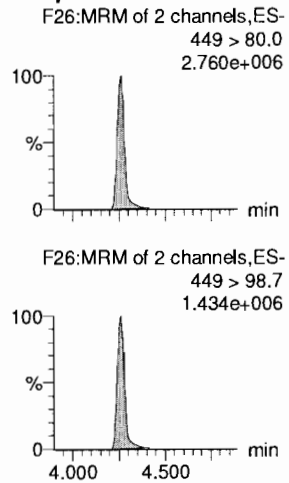

PFNA

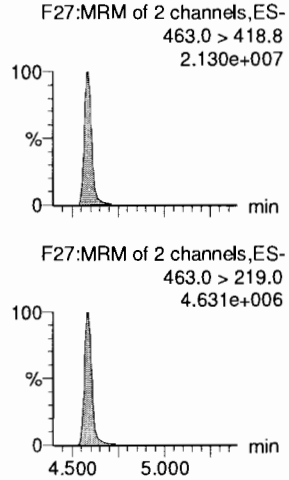

13C2-6:2 FTS

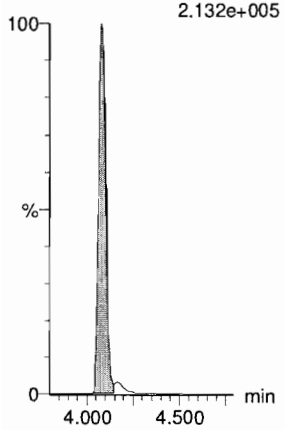

13C4-PFHpA

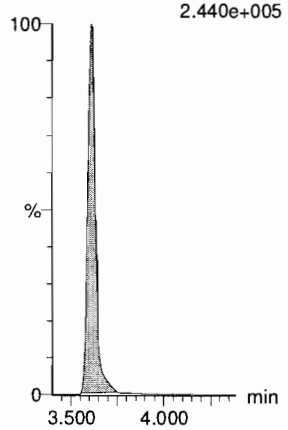

18O2-PFHxS

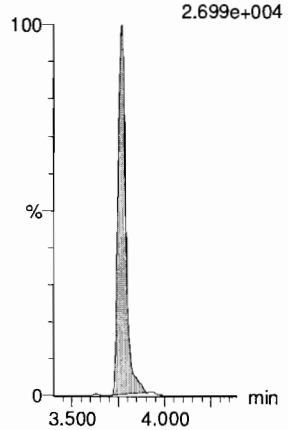

13C2-PFOA

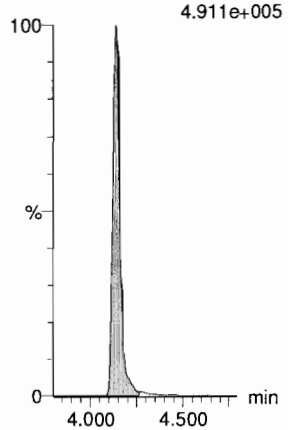

13C8-PFOS

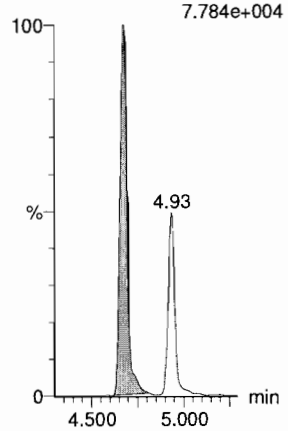

13C5-PFNA

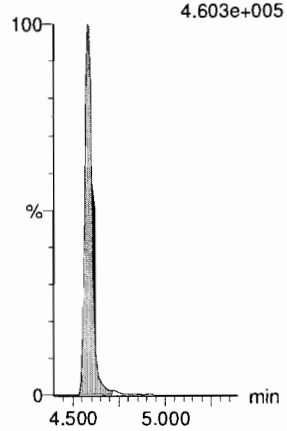

Dataset: F:\Projects\PFAS.PRO\Results\180918M2\180918M2-CRV.qld

Last Altered: Wednesday, September 19, 2018 09:27:22 Pacific Daylight Time
Printed: Wednesday, September 19, 2018 09:28:06 Pacific Daylight Time

Name: 180918M2_11, Date: 18-Sep-2018, Time: 18:08:28, ID: ST180918M2-10 PFC CS7 18I1710, Description: PFC CS7 18HI1710

PFOSA
F30:MRM of 2 channels,ES-
497.9 > 77.9
4.469e+006

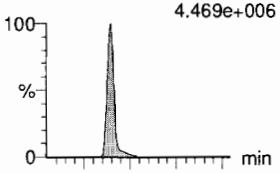

L-PFOS
F32:MRM of 2 channels,ES-
498.9 > 79.9
2.455e+006

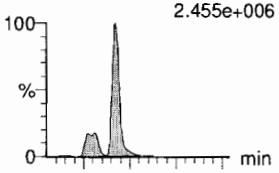

PFDA
F37:MRM of 2 channels,ES-
513 > 468.8
2.219e+007

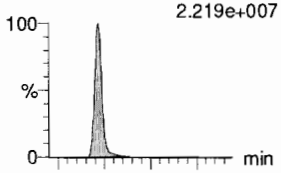

8:2 FTS
F42:MRM of 2 channels,ES-
527 > 506.9
3.144e+006

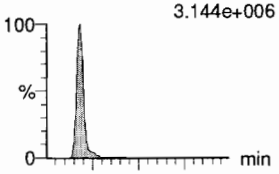

PFNS
F45:MRM of 2 channels,ES-
549.1 > 80.1
2.176e+006

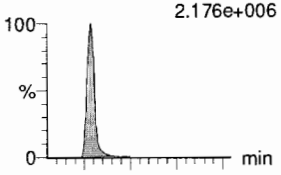

L-MeFOSAA
F48:MRM of 2 channels,ES-
570 > 419
5.966e+006

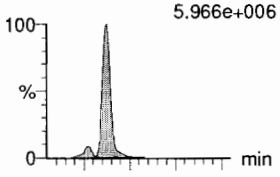

F30:MRM of 2 channels,ES-
497.9 > 169
1.631e+005

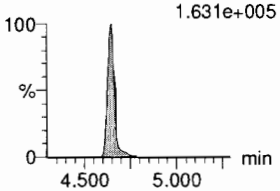

F32:MRM of 2 channels,ES-
498.9 > 99
1.414e+006

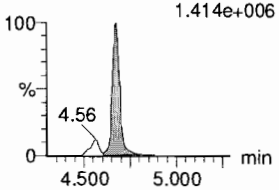

F37:MRM of 2 channels,ES-
513 > 219
3.837e+006

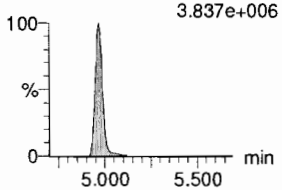

F42:MRM of 2 channels,ES-
527 > 80
1.321e+006

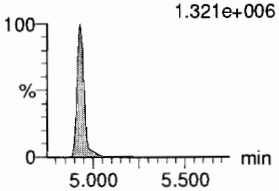

F45:MRM of 2 channels,ES-
549.1 > 99.1
1.340e+006

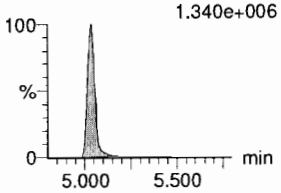

F48:MRM of 2 channels,ES-
570. > 512
2.205e+006

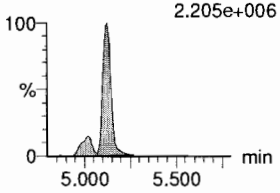

13C8-PFOSA
F34:MRM of 1 channel,ES-
506.1 > 77.7
1.030e+005



13C8-PFOS
F35:MRM of 1 channel,ES-
507.0 > 79.9
7.784e+004

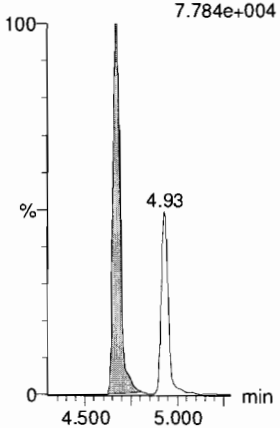

13C2-PFDA
F38:MRM of 1 channel,ES-
515.1 > 469.9
4.443e+005

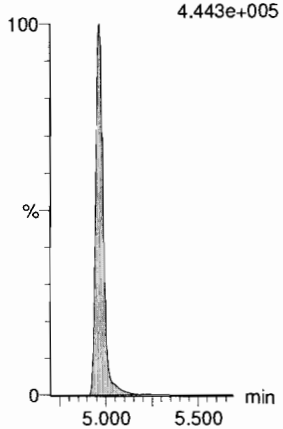

13C2-8:2 FTS
F43:MRM of 1 channel,ES-
529.1 > 508.7
1.811e+005

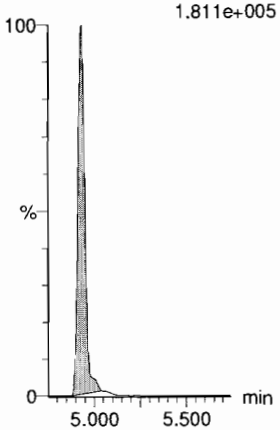

13C8-PFOS
F35:MRM of 1 channel,ES-
507.0 > 79.9
7.784e+004



d3-N-MeFOSAA
F50:MRM of 1 channel,ES-
573.3 > 419
1.313e+005

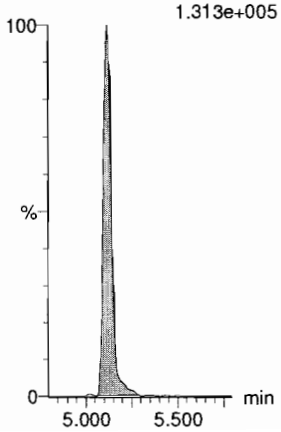

Dataset: F:\Projects\PFAS.PRO\Results\180918M2\180918M2-CRV.qld

Last Altered: Wednesday, September 19, 2018 09:27:22 Pacific Daylight Time
Printed: Wednesday, September 19, 2018 09:28:06 Pacific Daylight Time

Name: 180918M2_11, Date: 18-Sep-2018, Time: 18:08:28, ID: ST180918M2-10 PFC CS7 18I1710, Description: PFC CS7 18HI1710

L-EtFOSAA

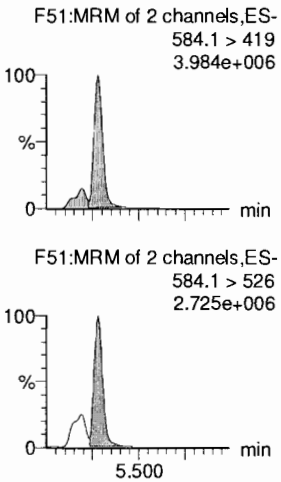

PFDoA

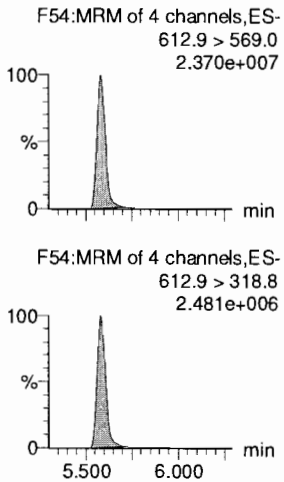

PFDS

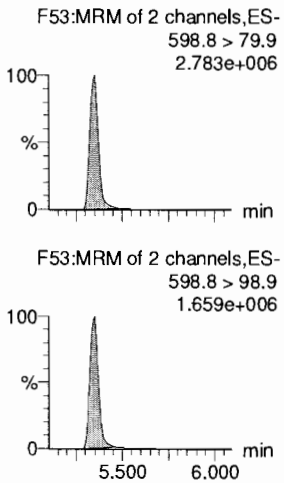

PFUdA

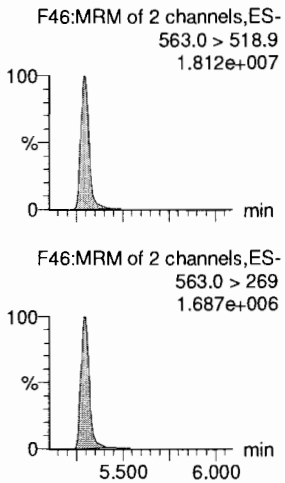

N-MeFOSA

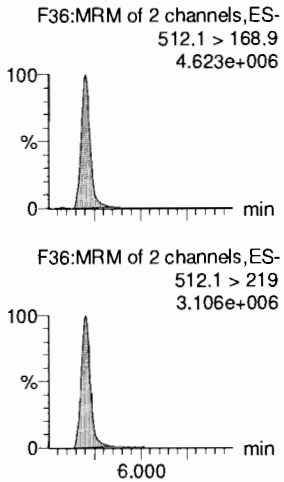

PFTrDA

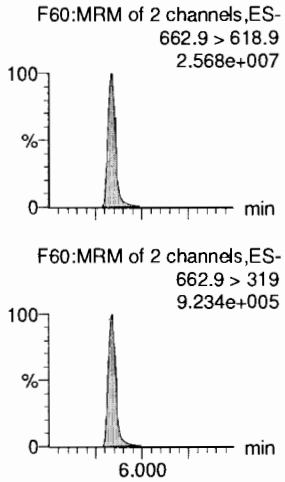

d5-N-EtFOSAA

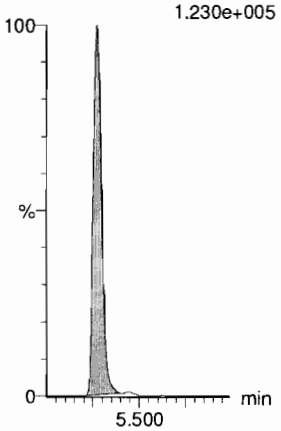

13C2-PFDoA

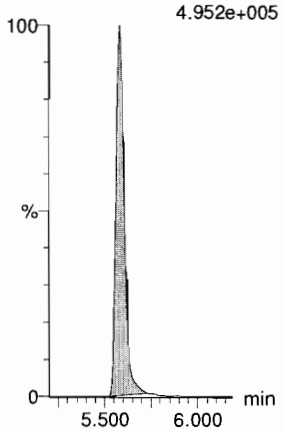

13C8-PFOS



13C2-PFUdA

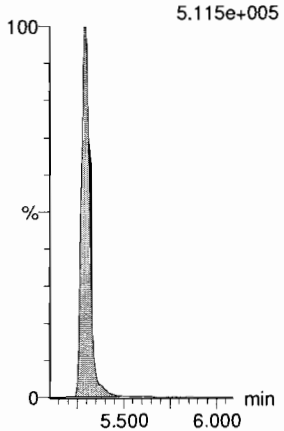

d3-N-MeFOSA

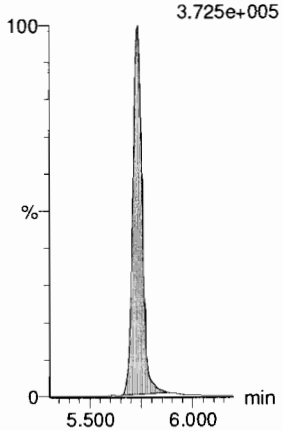

13C2-PFDoA

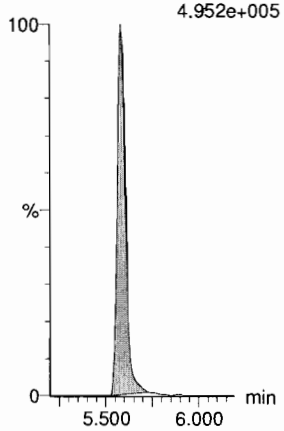

Dataset: F:\Projects\PFAS.PRO\Results\180918M2\180918M2-CRV.qld

Last Altered: Wednesday, September 19, 2018 09:27:22 Pacific Daylight Time
Printed: Wednesday, September 19, 2018 09:28:06 Pacific Daylight Time

Name: 180918M2_11, Date: 18-Sep-2018, Time: 18:08:28, ID: ST180918M2-10 PFC CS7 18I1710, Description: PFC CS7 18HI1710

PFTeDA

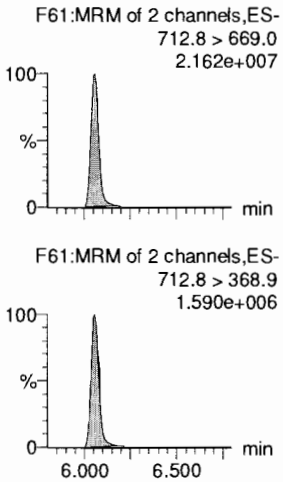

N-EtFOSA

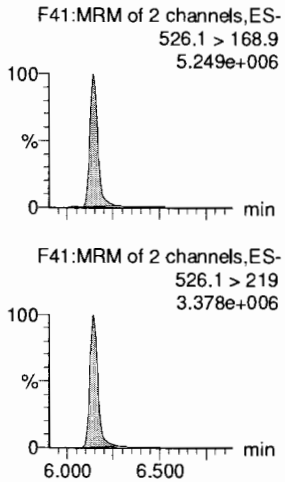

PFHxDA

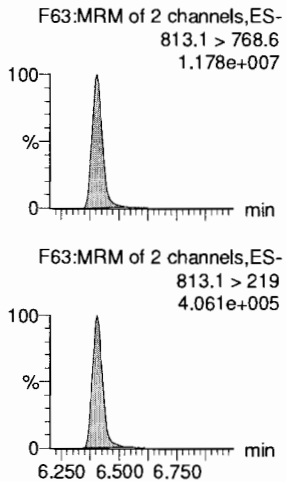

PFODA

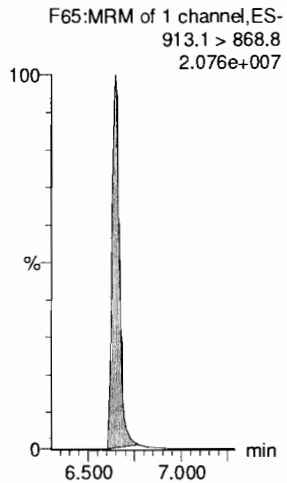

N-MeFOSE

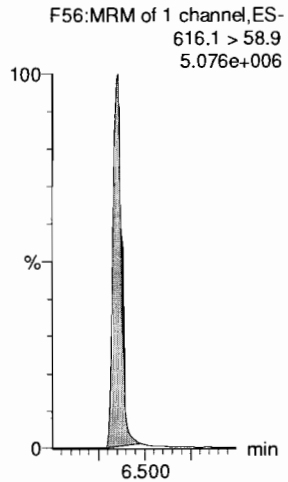

N-EtFOSE

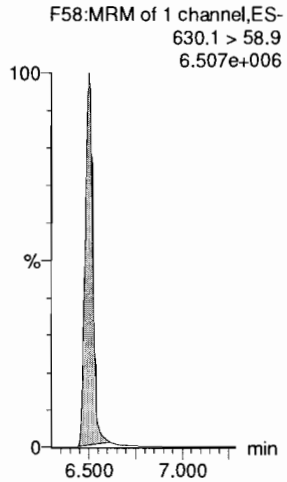

13C2-PFTeDA

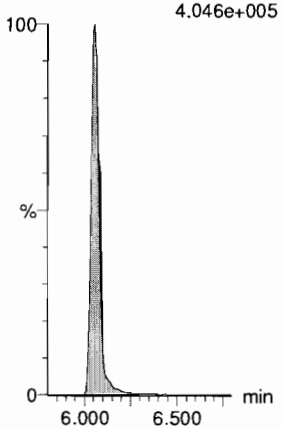

d5-N-ETFOSA

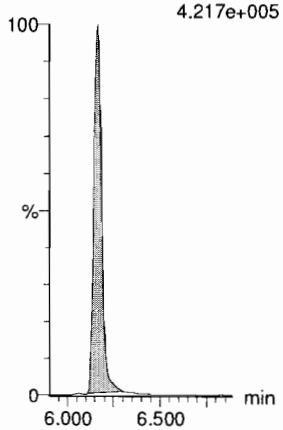

13C2-PFHxDA

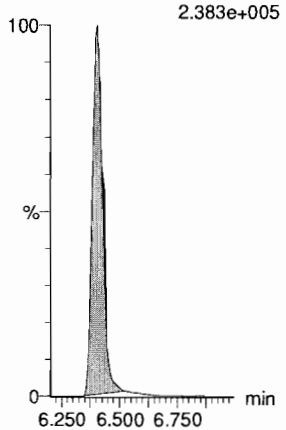

13C2-PFHxDA

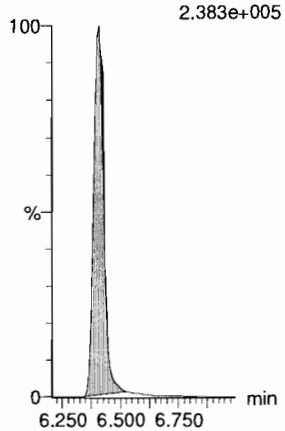

d7-N-MeFOSE

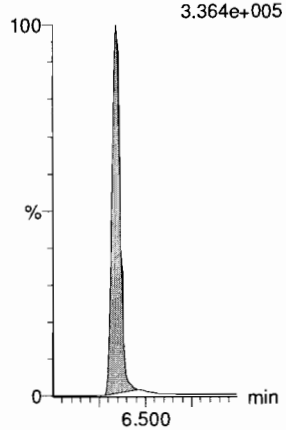

d9-N-EtFOSE

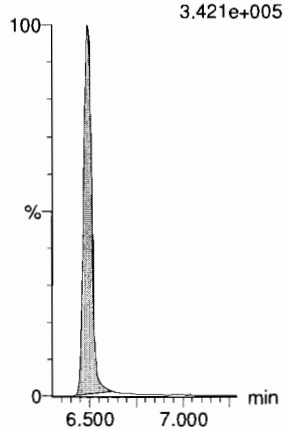

Dataset: F:\Projects\PFAS.PRO\Results\180918M2\180918M2-CRV.qld

Last Altered: Wednesday, September 19, 2018 09:27:22 Pacific Daylight Time
Printed: Wednesday, September 19, 2018 09:28:06 Pacific Daylight Time

Name: 180918M2_11, Date: 18-Sep-2018, Time: 18:08:28, ID: ST180918M2-10 PFC CS7 18I1710, Description: PFC CS7 18HI1710

13C4-PFBA

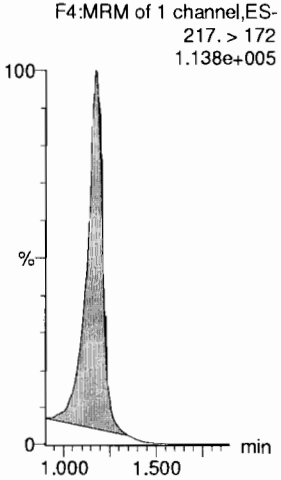

13C5-PFHxA

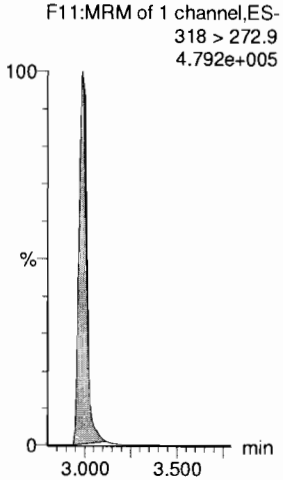

13C3-PFHxS

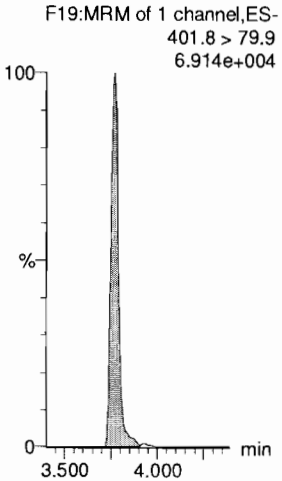

13C8-PFOA

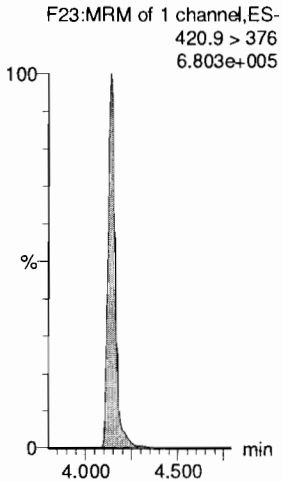

13C9-PFNA

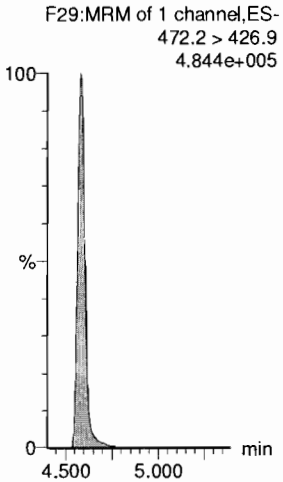

13C4-PFOS

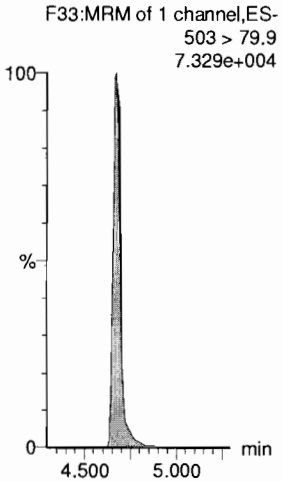

13C6-PFDA

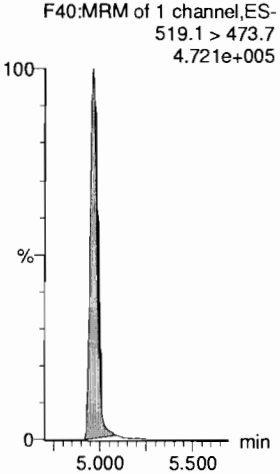

13C7-PFUdA

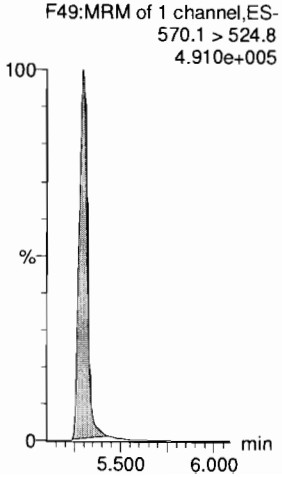

Dataset: F:\Projects\PFAS.PRO\Results\180918M2\180918M2-ICV.qld

Last Altered: Wednesday, September 19, 2018 09:59:01 Pacific Daylight Time
Printed: Wednesday, September 19, 2018 09:59:19 Pacific Daylight Time

AD 9/19/18

Name: 180918M2_13, Date: 18-Sep-2018, Time: 18:29:40, ID: ICV180918M2-1 PFC ICV 18I1711, Description: PFC ICV 18I1711

	#	Name	Trace	Area	IS Area	wt/vol	RT	Response	Conc.	%Rec	Recovery ...	Ion Ratio	Ratio Out?
1	1	PFBA	213.0 > 168.8	7063.116	7979.325	1.00	1.17	11.065	9.7	96.7	NO		
2	2	PFPeA	263.1 > 218.9	11501.918	15070.739	1.00	2.18	9.540	9.8	97.6	NO		
3	3	PFBS	299.0 > 79.7	2398.389	1976.747	1.00	2.48	15.166	7.9	79.4	NO	2.552	NO
4	4	4:2 FTS	327.2>307.2	3067.786	4103.613	1.00	2.90	9.345	9.1	91.3	NO	1.712	NO
5	5	PFHxA	313 > 269	19516.262	10310.897	1.00	2.99	9.464	9.6	95.8	NO	14.633	NO
6	6	PFPeS	349.1>80.1	2202.195	1976.747	1.00	3.20	13.926	9.1	90.5	NO	1.513	NO
7	36	13C3-PFBA	216.1 > 171.8	7979.325	10667.675	1.00	1.17	9.350	12.4	99.5	NO		
8	37	13C3-PFPeA	266. > 221.8	15070.739	27215.010	1.00	2.18	6.922	12.3	98.3	NO		
9	38	13C3-PFBS	302. > 98.8	1976.747	3944.751	1.00	2.48	6.264	12.5	99.7	NO		
10	39	13C2-4:2 FTS	329.2>308.9	4103.613	3944.751	1.00	2.90	13.003	11.9	95.3	NO		
11	40	13C2-PFHxA	315 > 270	10310.897	27215.010	1.00	2.99	4.736	5.0	100.4	NO		
12	38	13C3-PFBS	302. > 98.8	1976.747	3944.751	1.00	2.48	6.264	12.5	99.7	NO		
13	-1												
14	10	6:2 FTS	427.1 > 407	4035.169	4345.839	1.00	4.09	11.606	9.5	95.2	NO	2.887	NO
15	7	PFHpA	363.0 > 318.9	14066.038	15521.222	1.00	3.62	11.328	9.3	93.4	NO	13.657	NO
16	8	L-PFHxS	398.9 > 79.6	1972.590	1521.547	1.00	3.77	16.205	8.4	84.1	NO	1.576	NO
17	11	L-PFOA	412.8 > 368.9	28425.623	25866.264	1.00	4.14	13.737	9.5	95.5	NO	3.401	NO
18	13	PFHpS	449 > 80.0	2666.321	4330.056	1.00	4.26	7.697	8.8	87.6	NO	1.852	NO
19	14	PFNA	463.0 > 418.8	23244.705	26414.363	1.00	4.59	11.000	9.6	95.9	NO	4.554	NO
20	43	13C2-6:2 FTS	429.1 > 408.9	4345.839	4268.305	1.00	4.09	12.727	11.0	87.6	NO		
21	41	13C4-PFHpA	367.2 > 321.8	15521.222	27215.010	1.00	3.62	7.129	12.6	101.1	NO		
22	42	18O2-PFHxS	403.0 > 102.6	1521.547	3944.751	1.00	3.77	4.821	12.1	96.5	NO		
23	44	13C2-PFOA	414.9 > 369.7	25866.264	37068.191	1.00	4.14	8.723	12.4	99.5	NO		
24	47	13C8-PFOS	507.0 > 79.9	4330.056	4268.305	1.00	4.68	12.681	12.1	96.9	NO		
25	45	13C5-PFNA	468.2 > 422.9	26414.363	27567.807	1.00	4.59	11.977	12.4	99.2	NO		
26	-1												
27	15	PFOSA	497.9 > 77.9	4705.688	5394.147	1.00	4.65	10.905	10.1	100.5	NO	32.498	NO
28	16	L-PFOS	498.9 > 79.9	2873.230	4330.056	1.00	4.67	8.294	8.3	83.1	NO	2.032	NO
29	18	PFDA	513 > 468.8	25071.732	25208.066	1.00	4.97	12.432	9.8	97.7	NO	5.866	NO
30	19	8:2 FTS	527 > 506.9	3953.012	3572.117	1.00	4.93	13.833	9.2	92.1	NO	2.472	NO
31	20	PFNS	549.1 > 80.1	2448.446	4330.056	1.00	5.04	7.068	9.7	97.3	NO	1.776	NO
32	21	L-MeFOSAA	570 > 419	9238.674	7649.644	1.00	5.12	15.097	10.7	106.9	NO	2.772	NO
33	46	13C8-PFOSA	506.1 > 77.7	5394.147	33500.645	1.00	4.65	2.013	12.1	96.7	NO		
34	47	13C8-PFOS	507.0 > 79.9	4330.056	4268.305	1.00	4.68	12.681	12.1	96.9	NO		
35	48	13C2-PFDA	515.1 > 469.9	25208.066	28307.773	1.00	4.97	11.131	12.1	96.8	NO		
36	49	13C2-8:2 FTS	529.1 > 508.7	3572.117	4268.305	1.00	4.93	10.461	11.6	92.4	NO		

AM 9/19/18

Dataset: F:\Projects\PFAS.PRO\Results\180918M2\180918M2-ICV.qld

Last Altered: Wednesday, September 19, 2018 09:59:01 Pacific Daylight Time
Printed: Wednesday, September 19, 2018 09:59:19 Pacific Daylight Time

A Not in ICV

Name: 180918M2_13, Date: 18-Sep-2018, Time: 18:29:40, ID: ICV180918M2-1 PFC ICV 18I1711, Description: PFC ICV 18I1711

	#	Name	Trace	Area	IS Area	wt/vol	RT	Response	Conc.	%Rec	Recovery ...	Ion Ratio	Ratio Out?
37	47	13C8-PFOS	507.0 > 79.9	4330.056	4268.305	1.00	4.68	12.681	12.1	96.9	NO		
38	50	d3-N-MeFOSAA	573.3 > 419	7649.644	33500.645	1.00	5.12	2.854	12.4	99.2	NO		
39	-1												
40	23	L-EtFOSAA	584.1 > 419	8003.294	8613.712	1.00	5.28	11.614	11.1	110.7	NO	1.491	NO
41	27	PFDoA	612.9 > 569.0	29176.168	28928.117	1.00	5.58	12.607	10.1	101.1	NO	9.822	NO
42	26	PFDS	598.8 > 79.9	3050.271	4330.056	1.00	5.35	8.806	8.7	86.6	NO	1.489	NO
43	25	PFUdA	563.0 > 518.9	24057.227	32047.051	1.00	5.30	9.384	9.6	96.1	NO	10.720	NO
44	28	N-MeFOSA	512.1 > 168.9		19958.186	1.00				A	NO		
45	29	PFTrDA	662.9 > 618.9	29860.986	28928.117	1.00	5.84	12.903	9.8	98.4	NO	28.146	NO
46	52	d5-N-EtFOSAA	589.3 > 419	8613.712	33500.645	1.00	5.28	3.214	12.6	100.4	NO		
47	53	13C2-PFDoA	615.0 > 569.7	28928.117	28307.773	1.00	5.58	12.774	11.6	92.7	NO		
48	47	13C8-PFOS	507.0 > 79.9	4330.056	4268.305	1.00	4.68	12.681	12.1	96.9	NO		
49	51	13C2-PFUdA	565 > 519.8	32047.051	33500.645	1.00	5.29	11.958	12.3	98.1	NO		
50	54	d3-N-MeFOSA	515.2 > 168.9	19958.186	33500.645	1.00	5.74	7.447	141.6	94.4	NO		
51	53	13C2-PFDoA	615.0 > 569.7	28928.117	28307.773	1.00	5.58	12.774	11.6	92.7	NO		
52	-1												
53	30	PFTeDA	712.8 > 669.0	27317.330	20557.289	1.00	6.06	16.610	9.5	95.1	NO	13.972	NO
54	31	N-EtFOSA	526.1 > 168.9		24546.740	1.00				A	NO		
55	32	PFHxDA	813.1 > 768.6		11823.198	1.00					NO		
56	33	PFODA	913.1 > 868.8		11823.198	1.00					NO		
57	34	N-MeFOSE	616.1 > 58.9		16987.422	1.00					NO		
58	35	N-EtFOSE	630.1 > 58.9		16931.580	1.00					NO		
59	55	13C2-PFTeDA	714.8 > 669.6	20557.289	33500.645	1.00	6.06	7.670	12.1	96.5	NO		
60	56	d5-N-ETFOSA	531.1 > 168.9	24546.740	33500.645	1.00	6.17	9.159	148.4	98.9	NO		
61	57	13C2-PFHxDA	815 > 769.7	11823.198	33500.645	1.00	6.41	4.412	4.7	94.6	NO		
62	57	13C2-PFHxDA	815 > 769.7	11823.198	33500.645	1.00	6.41	4.412	4.7	94.6	NO		
63	58	d7-N-MeFOSE	623.1 > 58.9	16987.422	33500.645	1.00	6.35	6.338	141.3	94.2	NO		
64	59	d9-N-EtFOSE	639.2 > 58.8	16931.580	33500.645	1.00	6.50	6.318	141.8	94.5	NO		
65	-1												
66	60	13C4-PFBA	217. > 172	10667.675	10667.675	1.00	1.17	12.500	12.5	100.0	NO		
67	61	13C5-PFHxA	318 > 272.9	27215.010	27215.010	1.00	2.99	12.500	12.5	100.0	NO		
68	62	13C3-PFHxS	401.8 > 79.9	3944.751	3944.751	1.00	3.77	12.500	12.5	100.0	NO		
69	63	13C8-PFOA	420.9 > 376	37068.191	37068.191	1.00	4.14	12.500	12.5	100.0	NO		
70	64	13C9-PFNA	472.2 > 426.9	27567.807	27567.807	1.00	4.59	12.500	12.5	100.0	NO		
71	65	13C4-PFOS	503 > 79.9	4268.305	4268.305	1.00	4.67	12.500	12.5	100.0	NO		
72	66	13C6-PFDA	519.1 > 473.7	28307.773	28307.773	1.00	4.97	12.500	12.5	100.0	NO		

Dataset: F:\Projects\PFAS.PRO\Results\180918M2\180918M2-ICV.qld

Last Altered: Wednesday, September 19, 2018 09:59:01 Pacific Daylight Time
Printed: Wednesday, September 19, 2018 09:59:19 Pacific Daylight Time

Name: 180918M2_13, Date: 18-Sep-2018, Time: 18:29:40, ID: ICV180918M2-1 PFC ICV 18I1711, Description: PFC ICV 18I1711

	#	Name	Trace	Area	IS Area	wt/vol	RT	Response	Conc.	%Rec	Recovery ...	Ion Ratio	Ratio Out?
73	67	13C7-PFUdA	570.1 > 524.8	33500.645	33500.645	1.00	5.30	12.500	12.5	100.0	NO		

Vista Analytical Laboratory

Dataset: F:\Projects\PFAS.PRO\Results\180918M2\180918M2-ICV.qld

Last Altered: Wednesday, September 19, 2018 09:59:01 Pacific Daylight Time
Printed: Wednesday, September 19, 2018 09:59:19 Pacific Daylight Time

Method: F:\Projects\PFAS.PRO\MethDB\PFAS_FULL_80C_091818_B.mdb 19 Sep 2018 09:27:20
Calibration: F:\Projects\PFAS.PRO\CurveDB\C18_VAL-PFAS_Q4_09-18-18.cdb 19 Sep 2018 09:23:23

Name: 180918M2_13, Date: 18-Sep-2018, Time: 18:29:40, ID: ICV180918M2-1 PFC ICV 18I1711, Description: PFC ICV 18I1711

PFBA
F2:MRM of 1 channel,ES-
213.0 > 168.8
8.825e+004

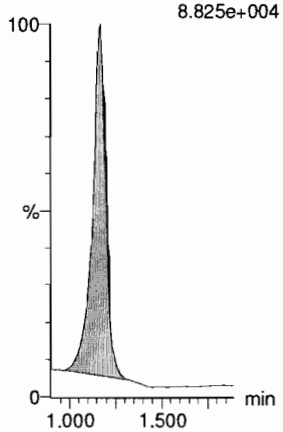

PFPeA
F5:MRM of 1 channel,ES-
263.1 > 218.9
2.139e+005

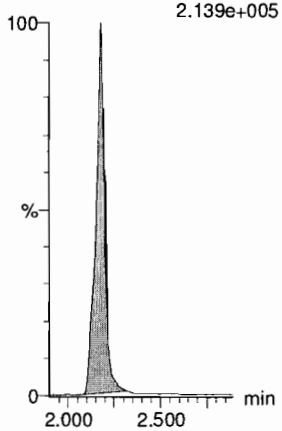

PFBS
F7:MRM of 2 channels,ES-
299.0 > 79.7
4.652e+004

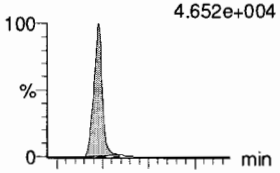

F7:MRM of 2 channels,ES-
299.0 > 99.0
1.696e+004

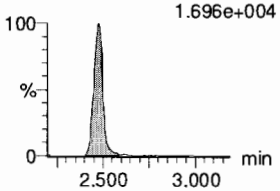

4:2 FTS
F12:MRM of 2 channels,ES-
327.2 > 307.2
4:2 FTS 6.936e+004
2.90
3.07e3
68873
bb
2047.49

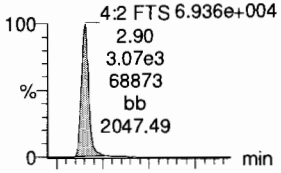

F12:MRM of 2 channels,ES-
327.2 > 81.1
4:2 FTS 3.979e+004
2.90
1.79e3
39726
bb
2520.73

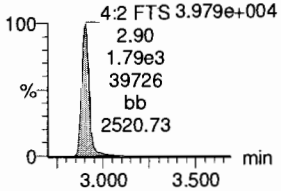

PFHxA
F9:MRM of 2 channels,ES-
313 > 269
4.521e+005

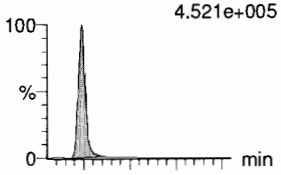

F9:MRM of 2 channels,ES-
313 > 118.9
2.982e+004

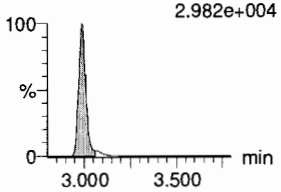

PFPeS
F15:MRM of 2 channels,ES-
349.1 > 80.1
4.995e+004

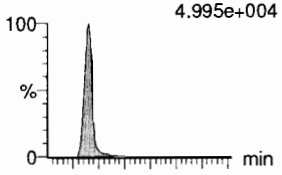

F15:MRM of 2 channels,ES-
349.1 > 99
PFPeS 3.419e+004
3.20
1.46e3
34168
bd
1283.29

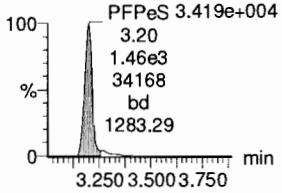

13C3-PFBA
F3:MRM of 1 channel,ES-
216.1 > 171.8
9.689e+004

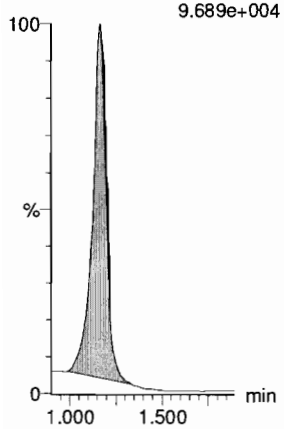

13C3-PFPeA
F6:MRM of 1 channel,ES-
266. > 221.8
2.722e+005

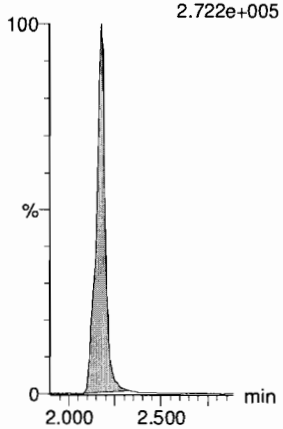

13C3-PFBS
F8:MRM of 1 channel,ES-
302. > 98.8
3.672e+004

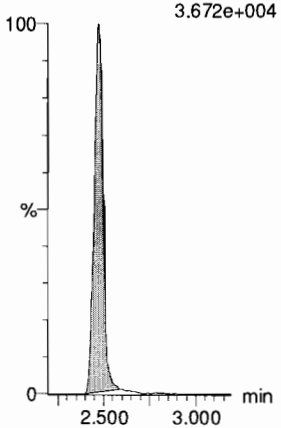

13C2-4:2 FTS
F13:MRM of 1 channel,ES-
329.2 > 308.9
9.047e+004

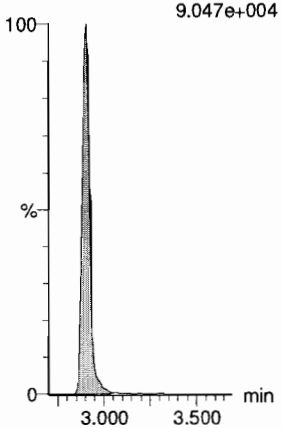

13C2-PFHxA
F10:MRM of 1 channel,ES-
315 > 270
2.347e+005

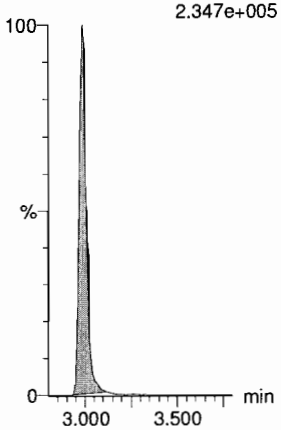

13C3-PFBS
F8:MRM of 1 channel,ES-
302. > 98.8
3.672e+004

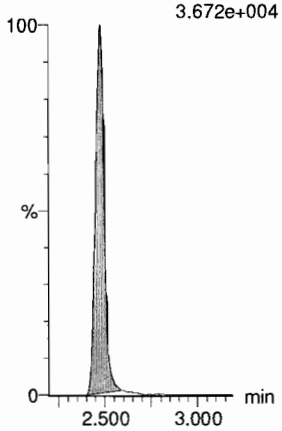

Dataset: F:\Projects\PFAS.PRO\Results\180918M2\180918M2-ICV.qld

Last Altered: Wednesday, September 19, 2018 09:59:01 Pacific Daylight Time
Printed: Wednesday, September 19, 2018 09:59:19 Pacific Daylight Time

Name: 180918M2_13, Date: 18-Sep-2018, Time: 18:29:40, ID: ICV180918M2-1 PFC ICV 18I1711, Description: PFC ICV 18I1711

6:2 FTS

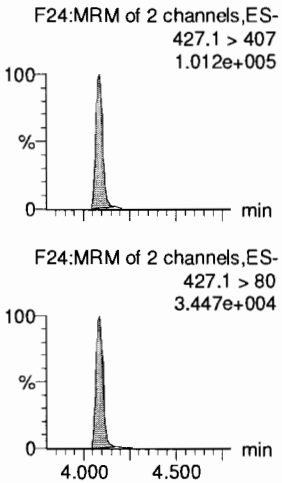

PFHpA

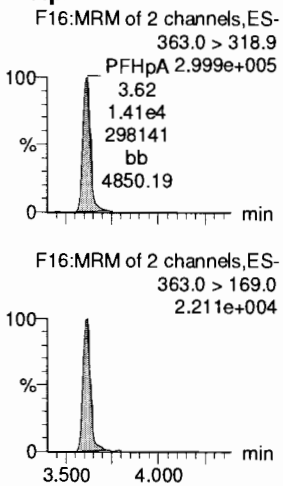

L-PFHxS

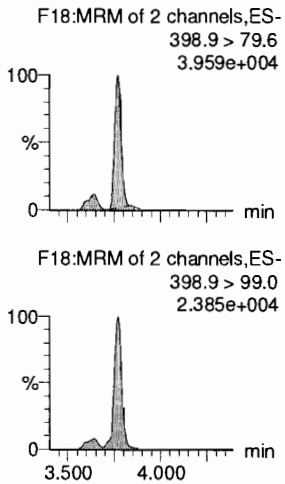

L-PFOA

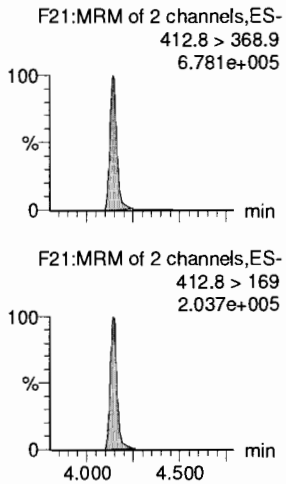

PFHpS

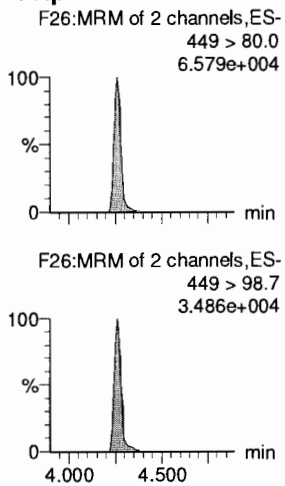

PFNA

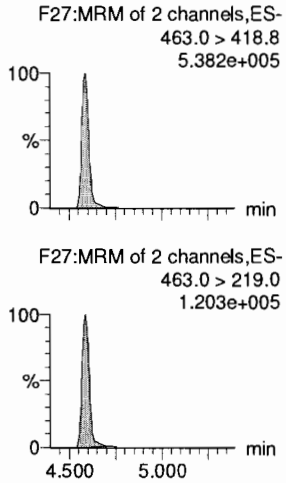

13C2-6:2 FTS

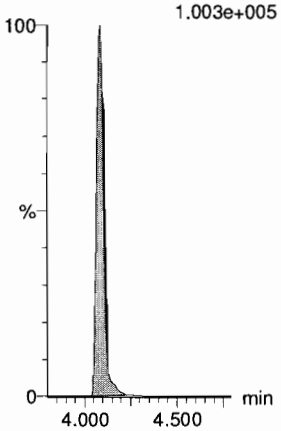

13C4-PFHpA

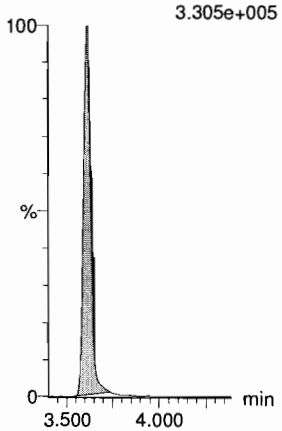

18O2-PFHxS

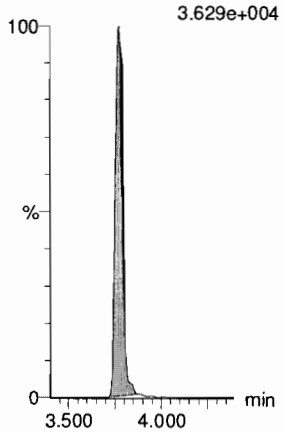

13C2-PFOA

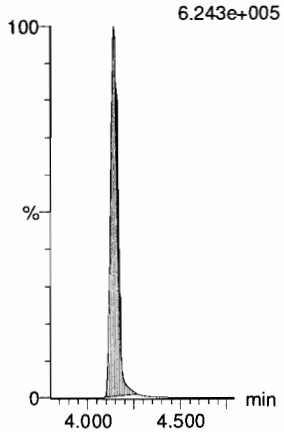

13C8-PFOS

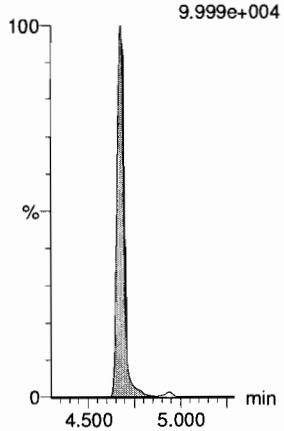

13C5-PFNA

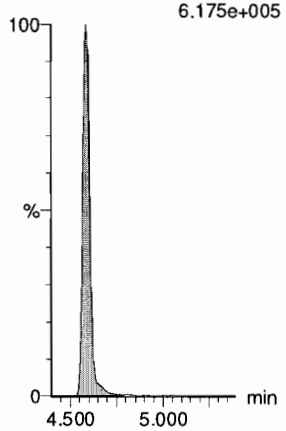

Dataset: F:\Projects\PFAS.PRO\Results\180918M2\180918M2-ICV.qld

Last Altered: Wednesday, September 19, 2018 09:59:01 Pacific Daylight Time
Printed: Wednesday, September 19, 2018 09:59:19 Pacific Daylight Time

Name: 180918M2_13, Date: 18-Sep-2018, Time: 18:29:40, ID: ICV180918M2-1 PFC ICV 18I1711, Description: PFC ICV 18I1711

PFOSA
F30:MRM of 2 channels,ES-
497.9 > 77.9
1.108e+005

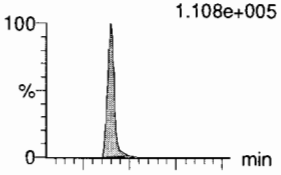

F30:MRM of 2 channels,ES-
497.9 > 169
4.109e+003

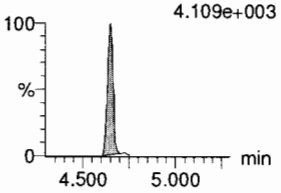

L-PFOS
F32:MRM of 2 channels,ES-
498.9 > 79.9
5.406e+004

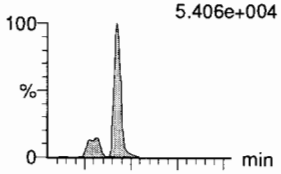

F32:MRM of 2 channels,ES-
498.9 > 99
2.916e+004

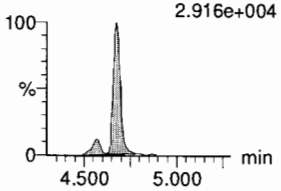

PFDA
F37:MRM of 2 channels,ES-
513 > 468.8
5.837e+005

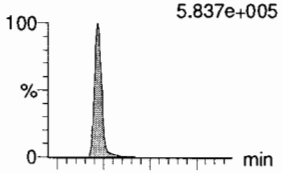

F37:MRM of 2 channels,ES-
513 > 219
1.003e+005

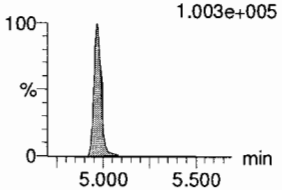

8:2 FTS
F42:MRM of 2 channels,ES-
527 > 506.9
9.262e+004

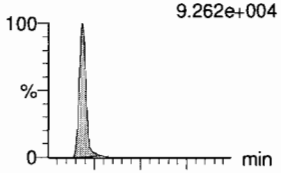

F42:MRM of 2 channels,ES-
527 > 80
3.704e+004

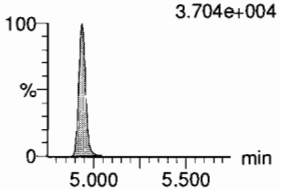

PFNS
F45:MRM of 2 channels,ES-
549.1 > 80.1
5.441e+004

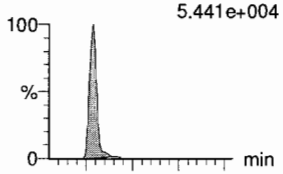

F45:MRM of 2 channels,ES-
549.1 > 99.1
3.243e+004

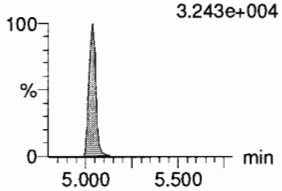

L-MeFOSAA
F48:MRM of 2 channels,ES-
570 > 419
1.869e+005

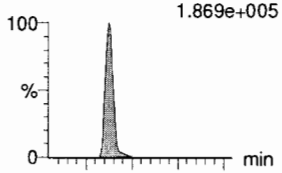

F48:MRM of 2 channels,ES-
570. > 512
6.999e+004

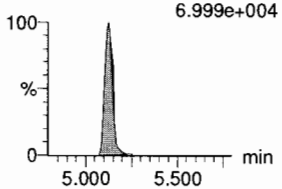

13C8-PFOSA
F34:MRM of 1 channel,ES-
506.1 > 77.7
1.275e+005

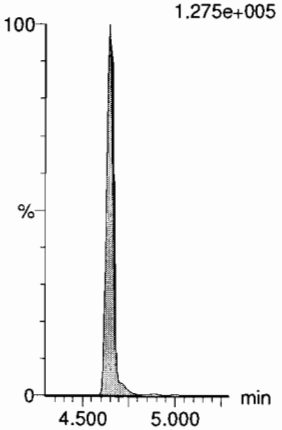

13C8-PFOS
F35:MRM of 1 channel,ES-
507.0 > 79.9
9.999e+004

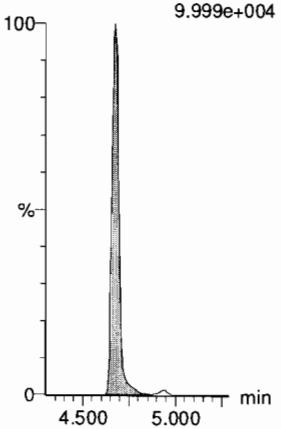

13C2-PFDA
F38:MRM of 1 channel,ES-
515.1 > 469.9
5.908e+005

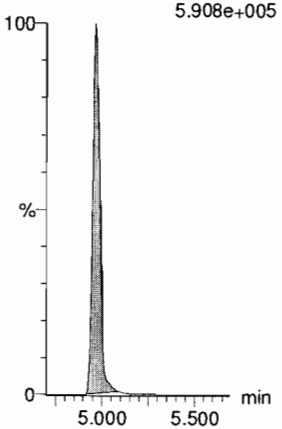

13C2-8:2 FTS
F43:MRM of 1 channel,ES-
529.1 > 508.7
8.473e+004

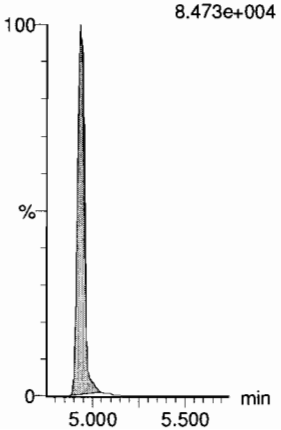

13C8-PFOS
F35:MRM of 1 channel,ES-
507.0 > 79.9
9.999e+004

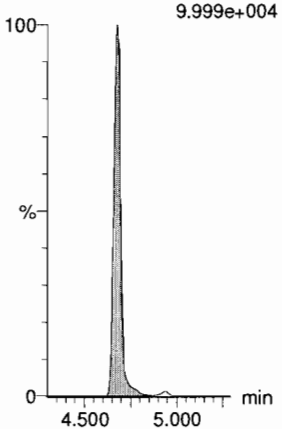

d3-N-MeFOSAA
F50:MRM of 1 channel,ES-
573.3 > 419
1.538e+005

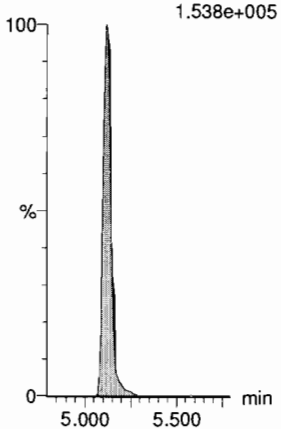

Dataset: F:\Projects\PFAS.PRO\Results\180918M2\180918M2-ICV.qld

Last Altered: Wednesday, September 19, 2018 09:59:01 Pacific Daylight Time
Printed: Wednesday, September 19, 2018 09:59:19 Pacific Daylight Time

Name: 180918M2_13, Date: 18-Sep-2018, Time: 18:29:40, ID: ICV180918M2-1 PFC ICV 18I1711, Description: PFC ICV 18I1711

L-EtFOSAA

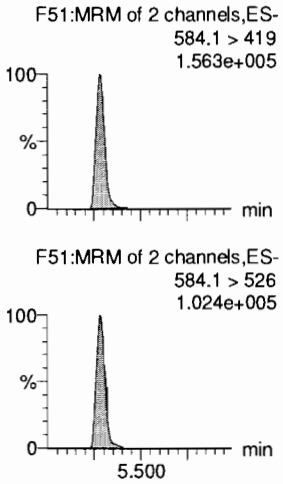

PFDoA

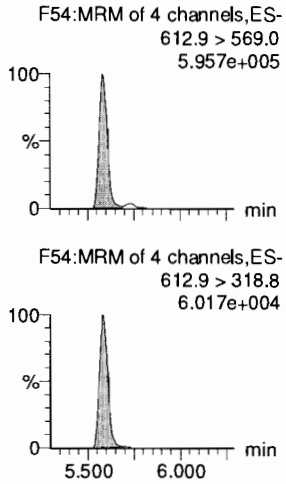

PFDS

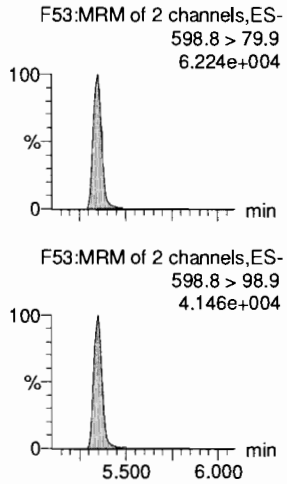

PFUdA

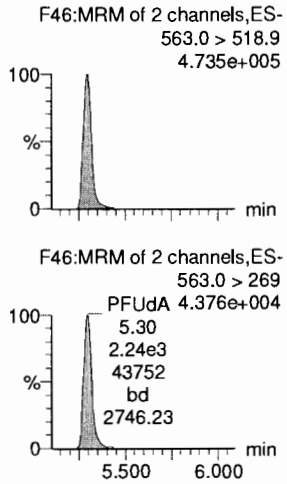

N-MeFOSA

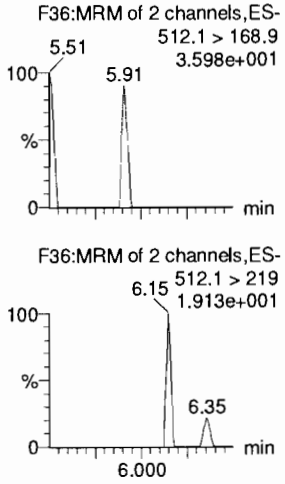

PFTrDA

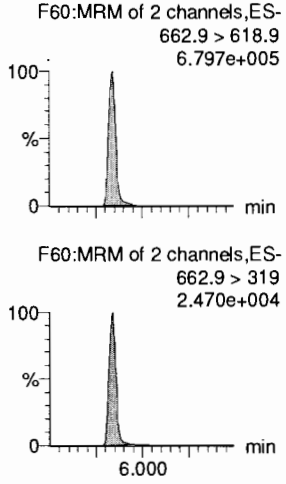

d5-N-EtFOSAA

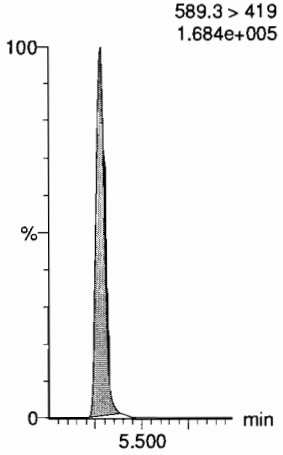

13C2-PFDoA

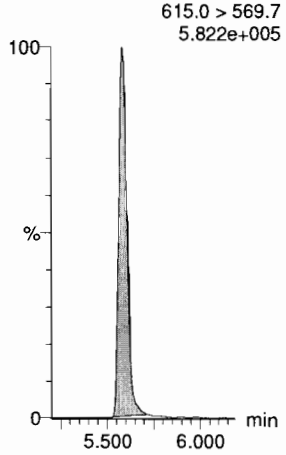

13C8-PFOS

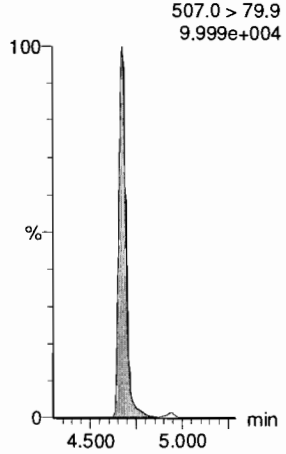

13C2-PFUdA

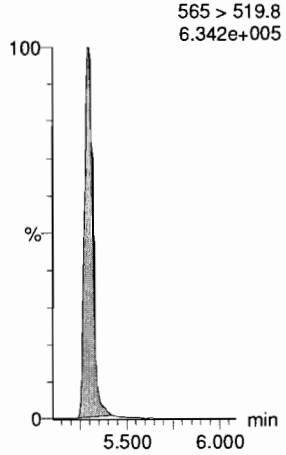

d3-N-MeFOSA

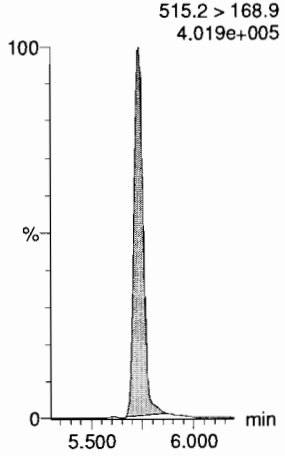

13C2-PFDoA

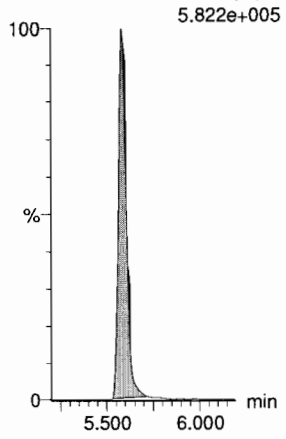

Dataset: F:\Projects\PFAS.PRO\Results\180918M2\180918M2-ICV.qld

Last Altered: Wednesday, September 19, 2018 09:59:01 Pacific Daylight Time
Printed: Wednesday, September 19, 2018 09:59:19 Pacific Daylight Time

Name: 180918M2_13, Date: 18-Sep-2018, Time: 18:29:40, ID: ICV180918M2-1 PFC ICV 18I1711, Description: PFC ICV 18I1711

PFTeDA

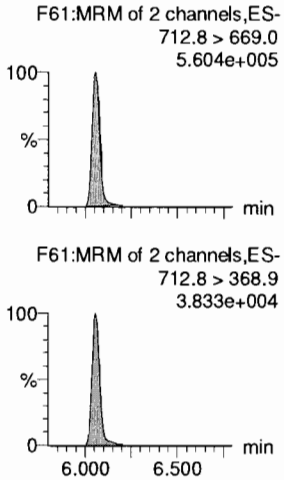

N-EtFOSA

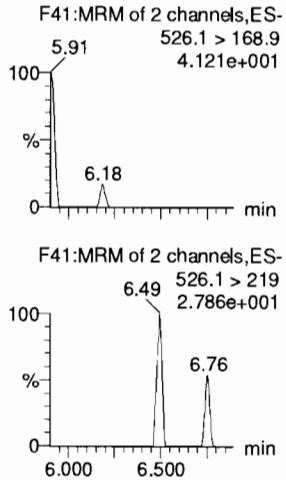

PFHxDA

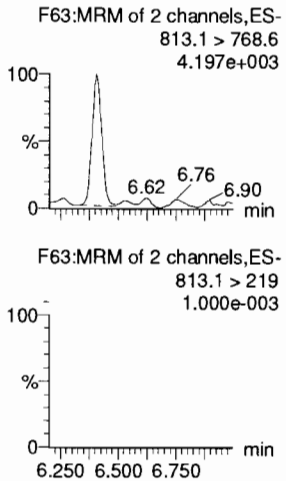

PFODA

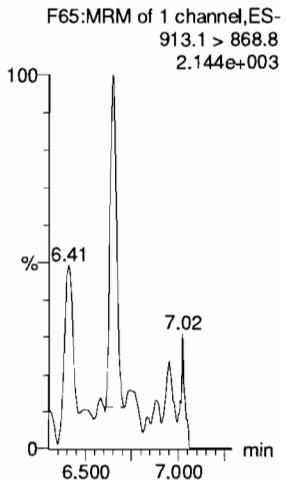

N-MeFOSE

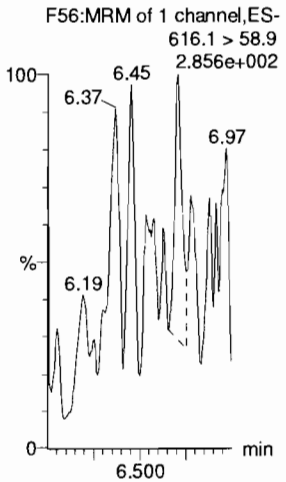

N-EtFOSE

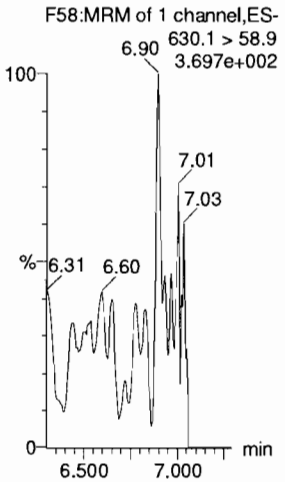

13C2-PFTeDA

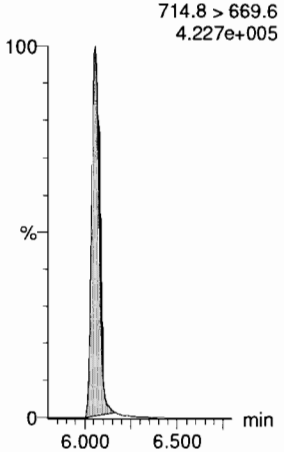

d5-N-ETFOSA

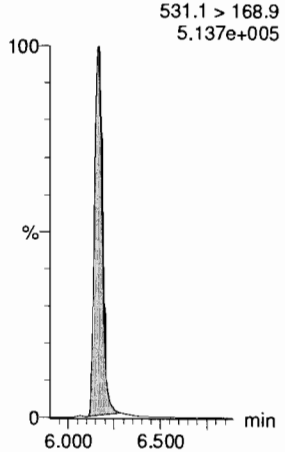

13C2-PFHxDA

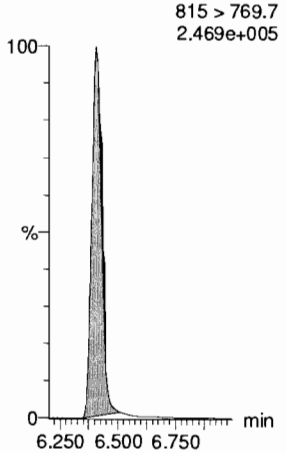

13C2-PFHxDA

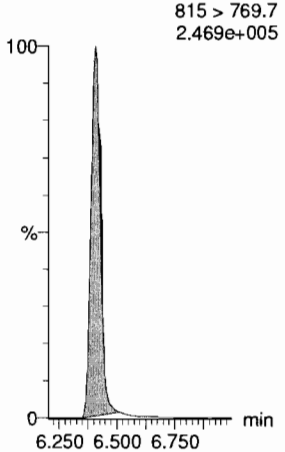

d7-N-MeFOSE

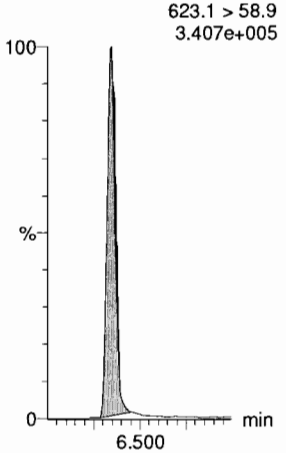

d9-N-EtFOSE

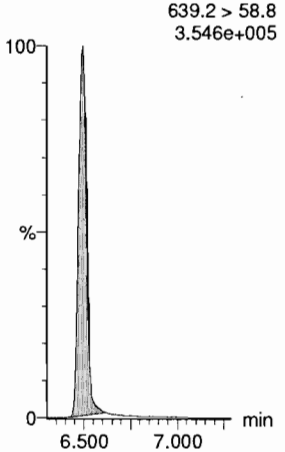

Dataset: F:\Projects\PFAS.PRO\Results\180918M2\180918M2-ICV.qld

Last Altered: Wednesday, September 19, 2018 09:59:01 Pacific Daylight Time
Printed: Wednesday, September 19, 2018 09:59:19 Pacific Daylight Time

Name: 180918M2_13, Date: 18-Sep-2018, Time: 18:29:40, ID: ICV180918M2-1 PFC ICV 18I1711, Description: PFC ICV 18I1711

13C4-PFBA

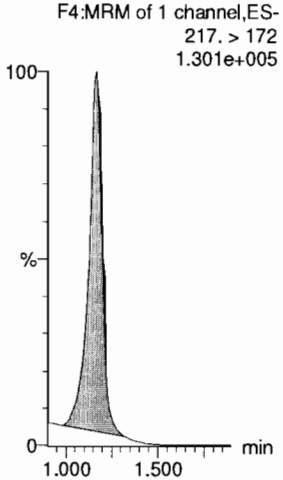

13C5-PFHxA

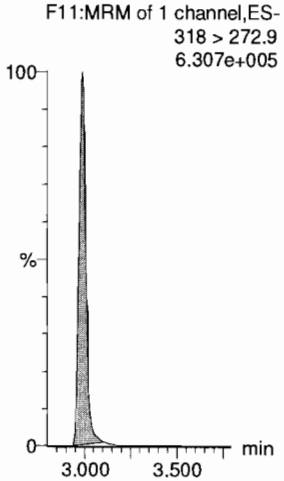

13C3-PFHxS

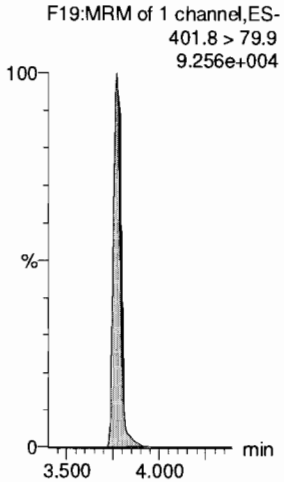

13C8-PFOA

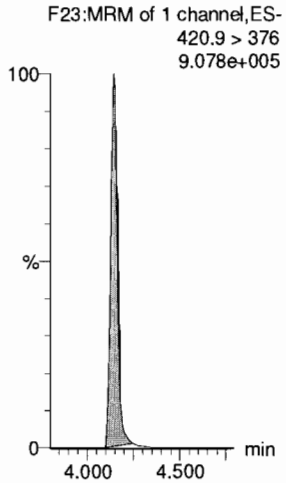

13C9-PFNA

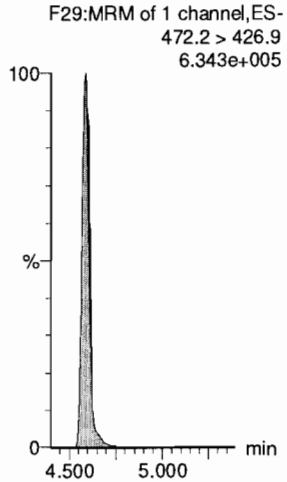

13C4-PFOS

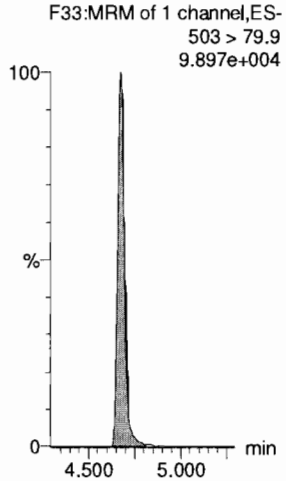

13C6-PFDA

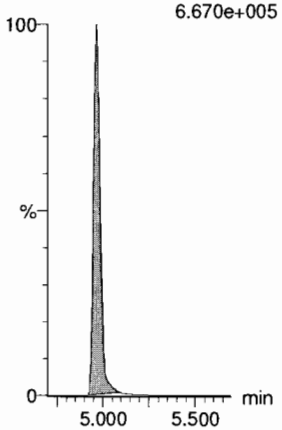

13C7-PFUdA

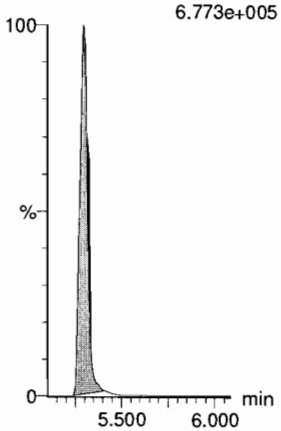

Vista Analytical Laboratory

Dataset: Untitled

Last Altered: Wednesday, September 19, 2018 10:56:02 Pacific Daylight Time
Printed: Wednesday, September 19, 2018 10:56:22 Pacific Daylight Time

Method: Z:\Projects\PFAS.PRO\MethDB\PFAS_FULL_80C_091818_B.mdb 19 Sep 2018 09:27:20
Calibration: Z:\Projects\PFAS.PRO\CurveDB\C18_VAL-PFAS_Q4_09-18-18.cdb 19 Sep 2018 09:23:23

Name: 180918M2_12, Date: 18-Sep-2018, Time: 18:19:01, ID: IPA, Description: IPA

PFBA

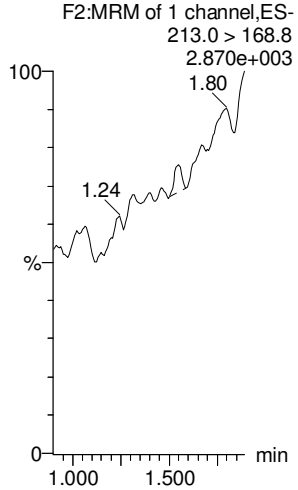

PFPeA

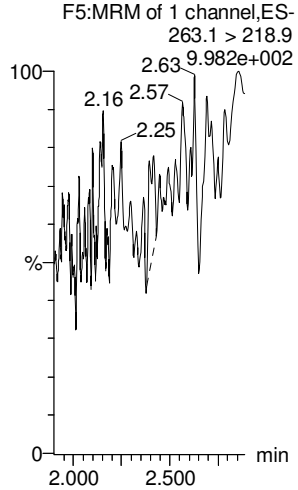

PFBS

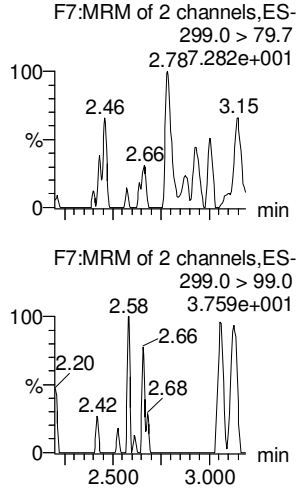

4:2 FTS

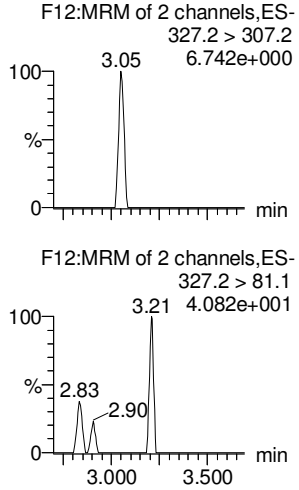

PFHxA

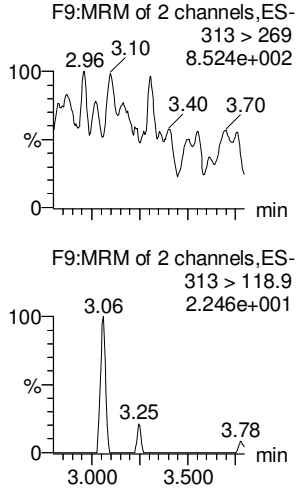

PFPeS

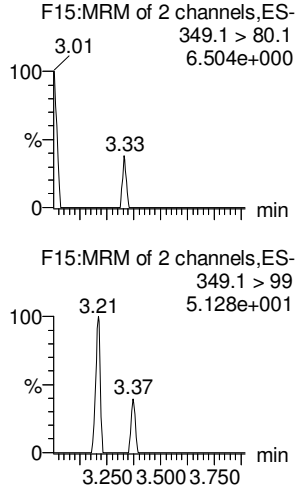

13C3-PFBA

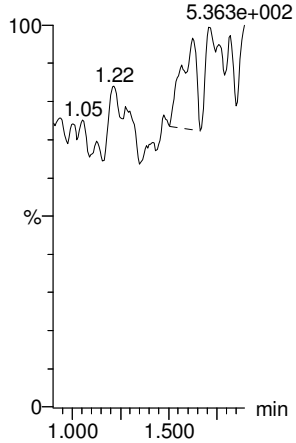

13C3-PFPeA

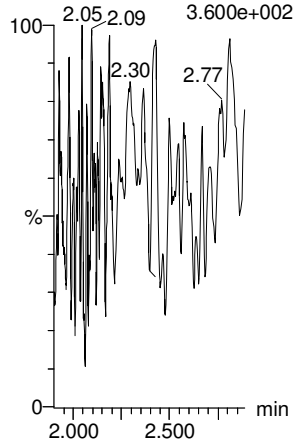

13C3-PFBS

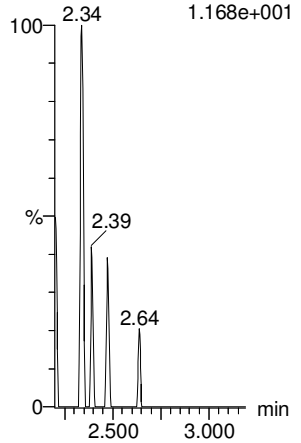

13C2-4:2 FTS

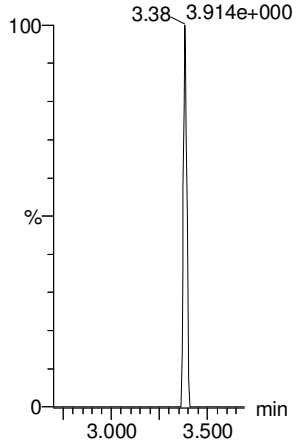

13C2-PFHxA

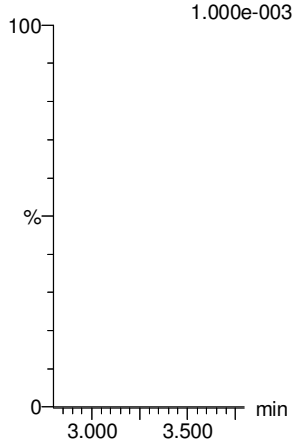

13C3-PFBS

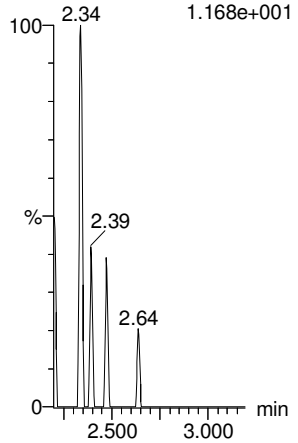

Dataset: Untitled

Last Altered: Wednesday, September 19, 2018 10:56:02 Pacific Daylight Time
Printed: Wednesday, September 19, 2018 10:56:22 Pacific Daylight Time

Name: 180918M2_12, Date: 18-Sep-2018, Time: 18:19:01, ID: IPA, Description: IPA

6:2 FTS

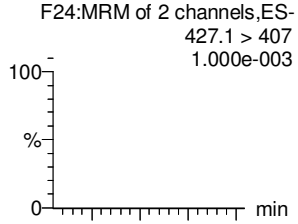

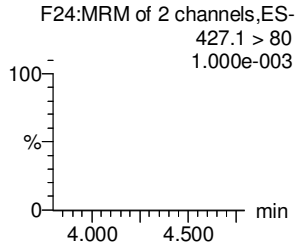

PFHpA

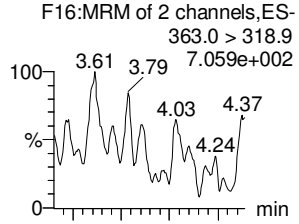

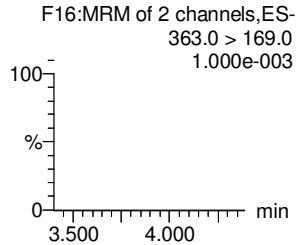

L-PFHxS

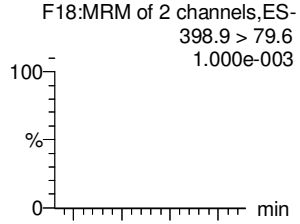

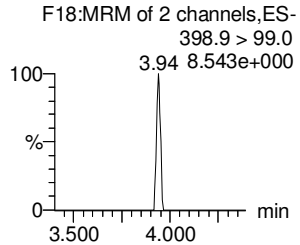

L-PFOA

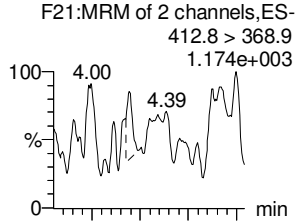

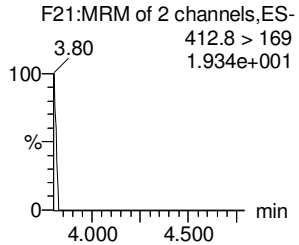

PFHpS

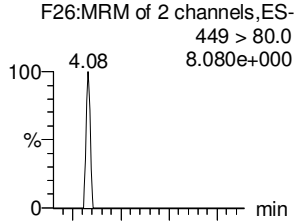

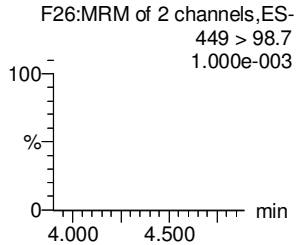

PFNA

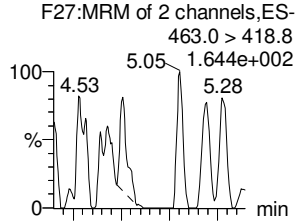

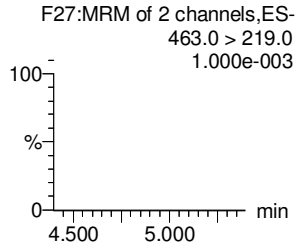

13C2-6:2 FTS

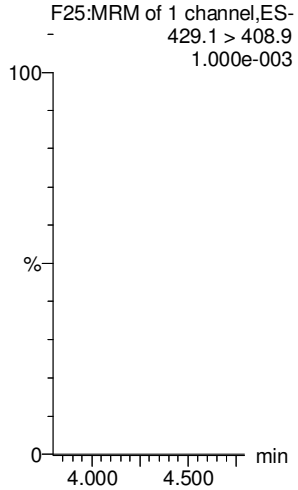

13C4-PFHpA

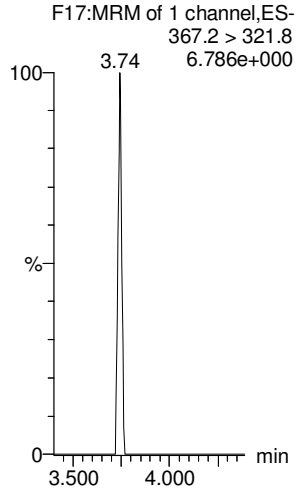

18O2-PFHxS

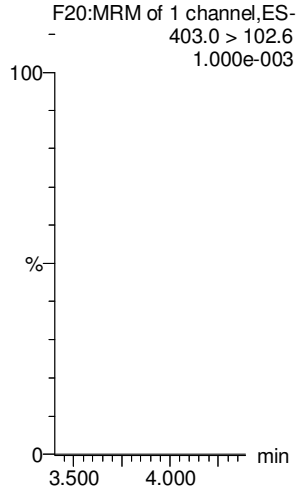

13C2-PFOA

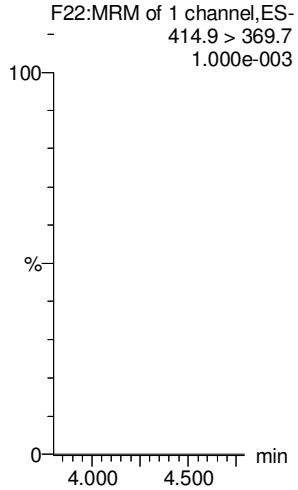

13C8-PFOS

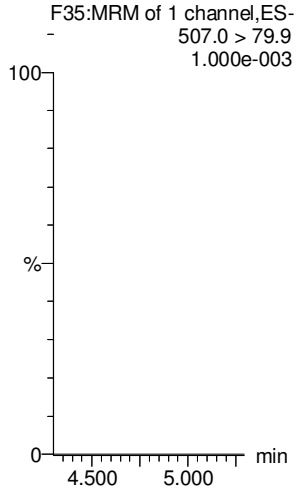

13C5-PFNA

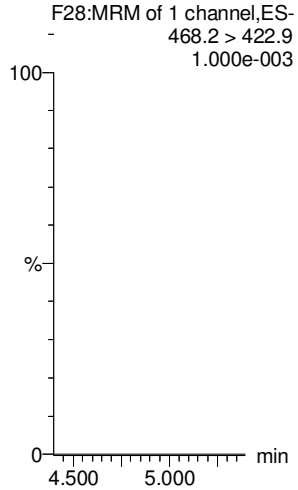

Dataset: Untitled

Last Altered: Wednesday, September 19, 2018 10:56:02 Pacific Daylight Time
Printed: Wednesday, September 19, 2018 10:56:22 Pacific Daylight Time

Name: 180918M2_12, Date: 18-Sep-2018, Time: 18:19:01, ID: IPA, Description: IPA

PFOSA

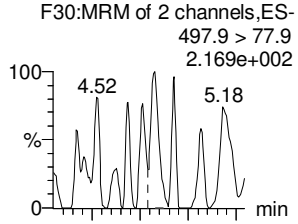

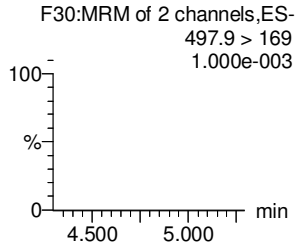

L-PFOS

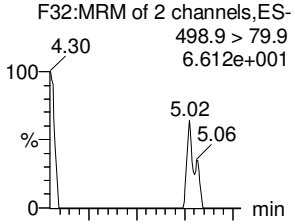

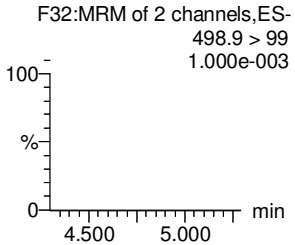

PFDA

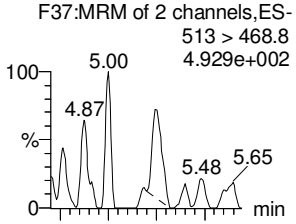

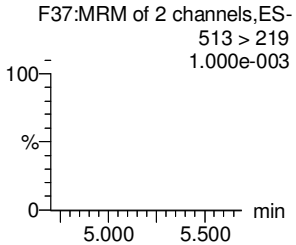

8:2 FTS

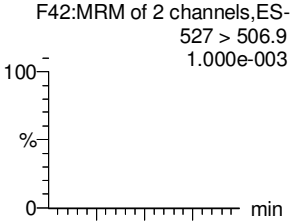

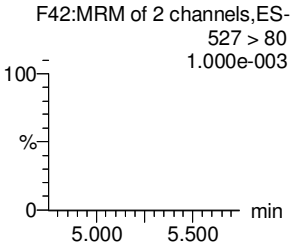

PFNS

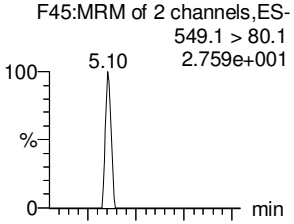

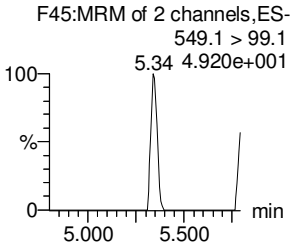

L-MeFOSAA

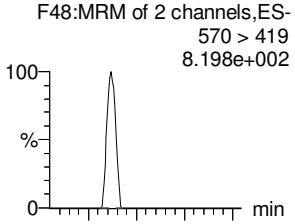

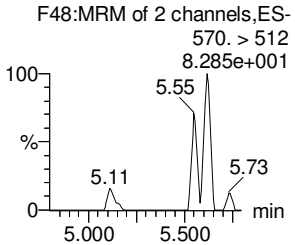

13C8-PFOSA

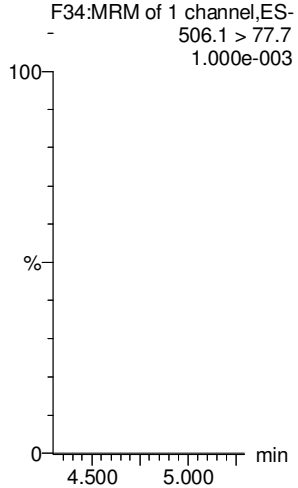

13C8-PFOS

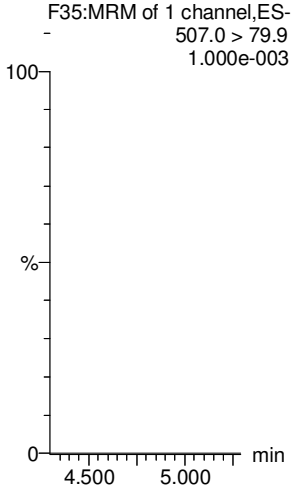

13C2-PFDA

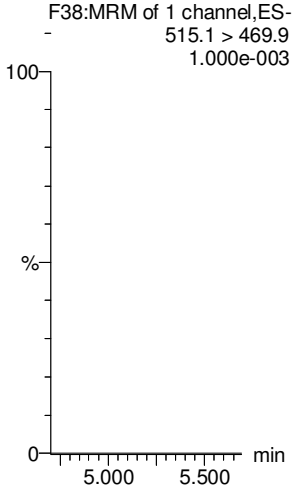

13C2-8:2 FTS



13C8-PFOS

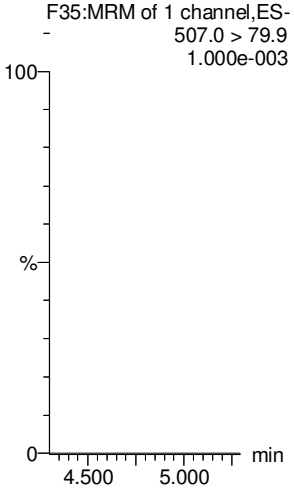

d3-N-MeFOSAA

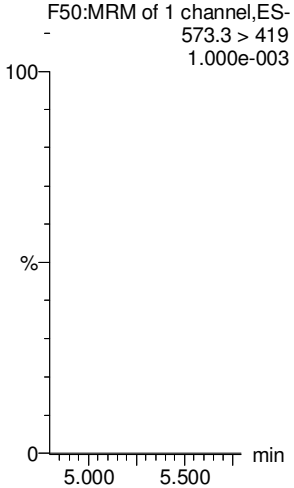

Vista Analytical Laboratory

Dataset: Untitled

Last Altered: Wednesday, September 19, 2018 10:56:02 Pacific Daylight Time
Printed: Wednesday, September 19, 2018 10:56:22 Pacific Daylight Time

Name: 180918M2_12, Date: 18-Sep-2018, Time: 18:19:01, ID: IPA, Description: IPA

L-EtFOSAA

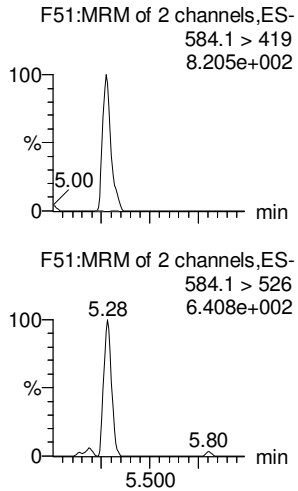

PFDoA

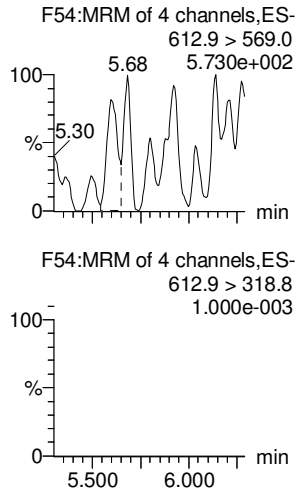

PFDS

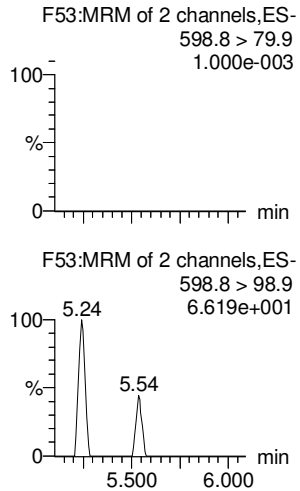

PFUdA

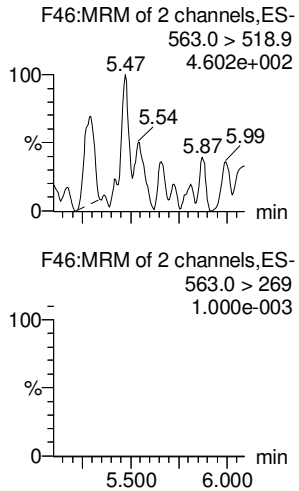

N-MeFOSA

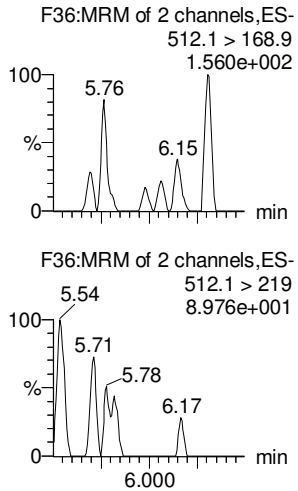

PFTrDA

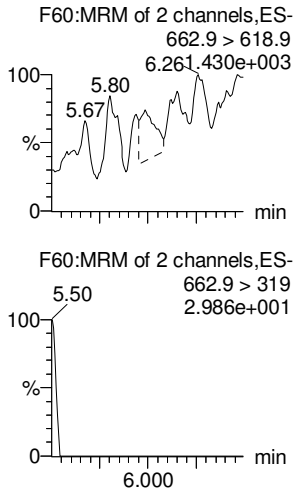

d5-N-EtFOSAA

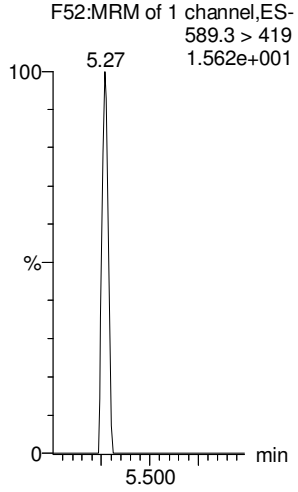

13C2-PFDoA

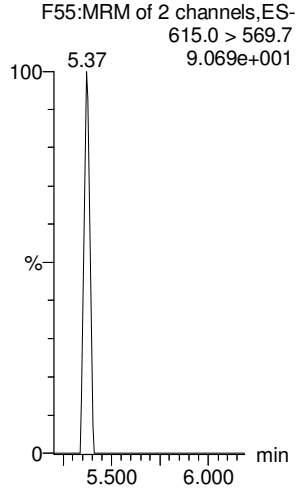

13C8-PFOS

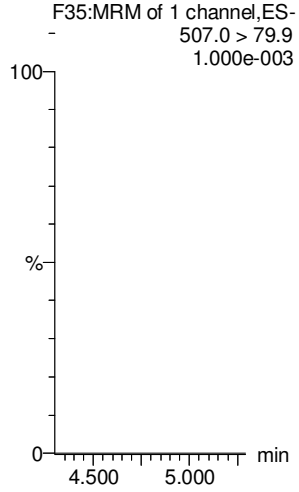

13C2-PFUdA

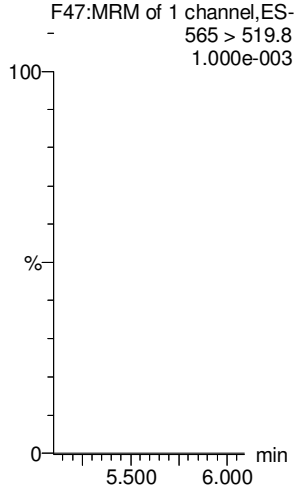

d3-N-MeFOSA

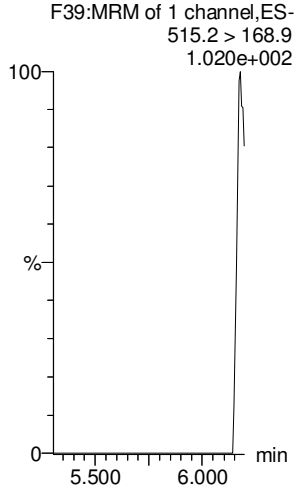

13C2-PFDoA

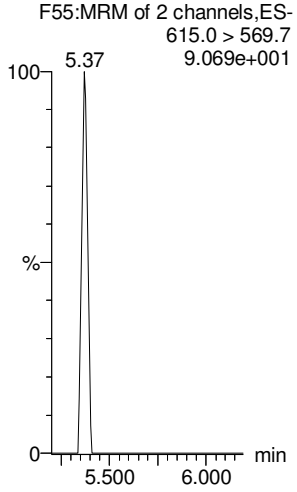

Vista Analytical Laboratory

Dataset: Untitled

Last Altered: Wednesday, September 19, 2018 10:56:02 Pacific Daylight Time
Printed: Wednesday, September 19, 2018 10:56:22 Pacific Daylight Time

Name: 180918M2_12, Date: 18-Sep-2018, Time: 18:19:01, ID: IPA, Description: IPA

PFTeDA

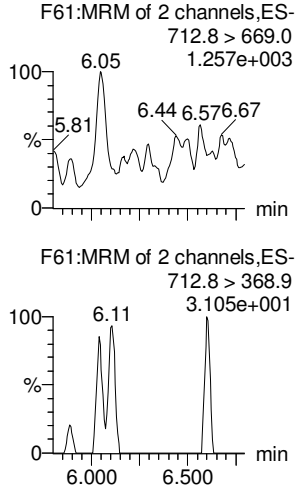

N-EtFOSA

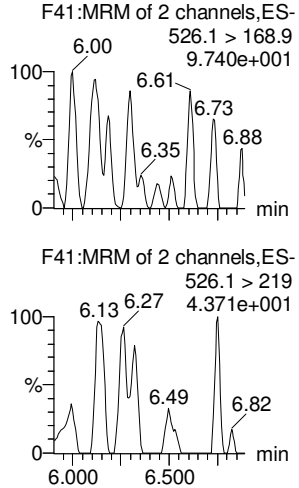

PFHxDA

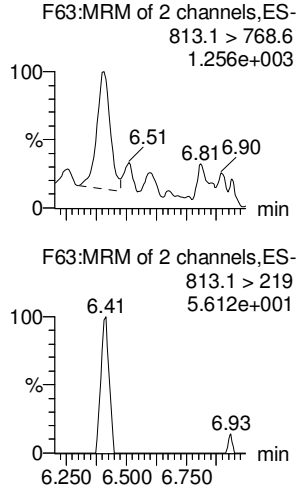

PFODA

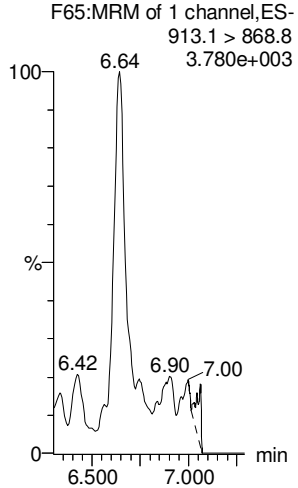

N-MeFOSE

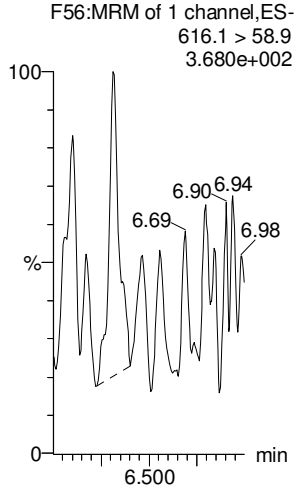

N-EtFOSE

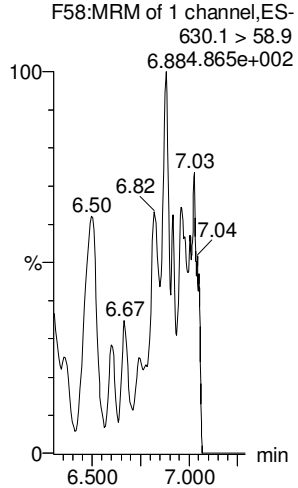

13C2-PFTeDA

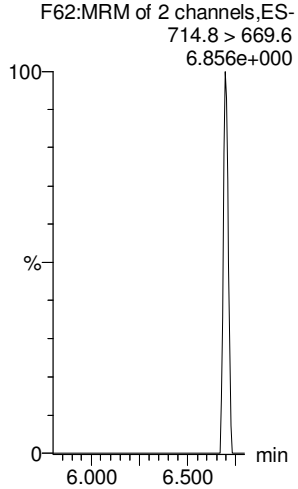

d5-N-ETFOSA

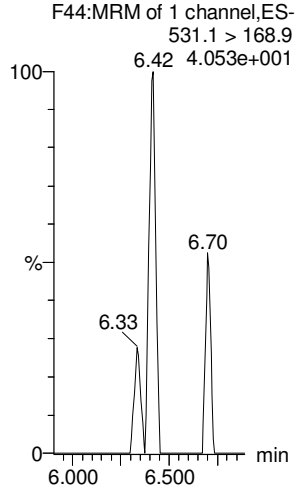

13C2-PFHxDA

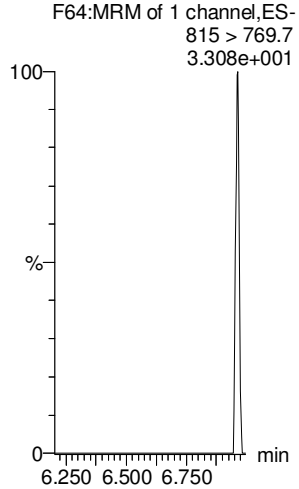

13C2-PFHxDA

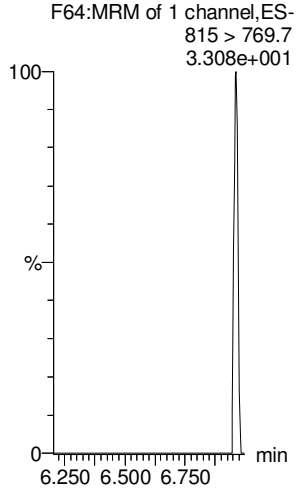

d7-N-MeFOSE

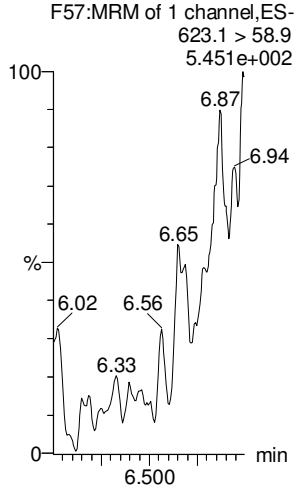

d9-N-EtFOSE

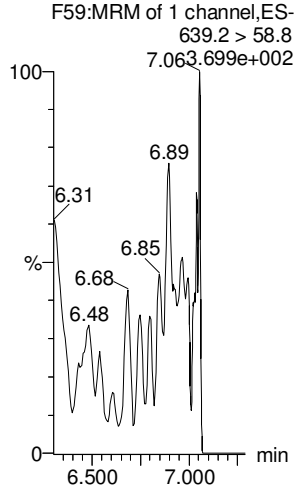

Vista Analytical Laboratory

Dataset: Untitled

Last Altered: Wednesday, September 19, 2018 10:56:02 Pacific Daylight Time
Printed: Wednesday, September 19, 2018 10:56:22 Pacific Daylight Time

Name: 180918M2_12, Date: 18-Sep-2018, Time: 18:19:01, ID: IPA, Description: IPA

13C4-PFBA

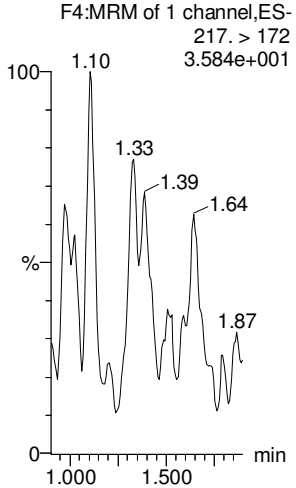

13C5-PFHxA

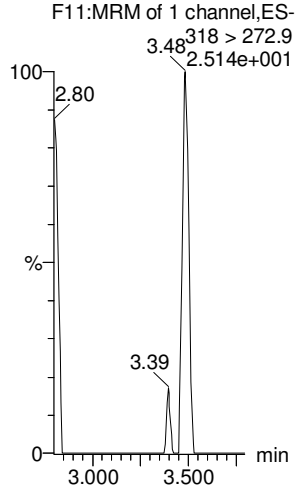

13C3-PFHxS

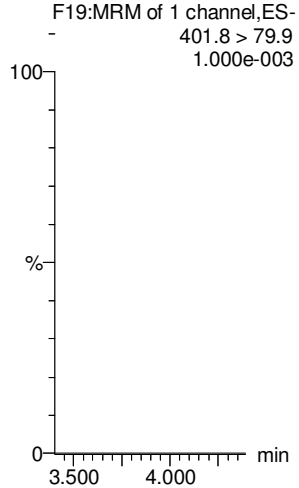

13C8-PFOA

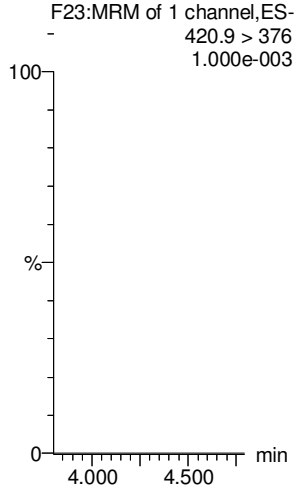

13C9-PFNA

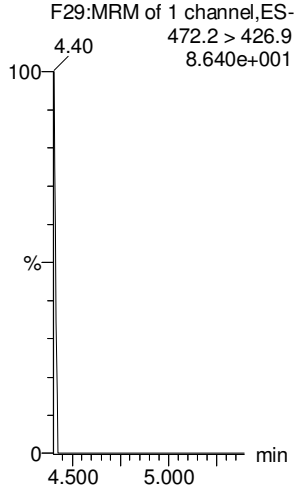

13C4-PFOS

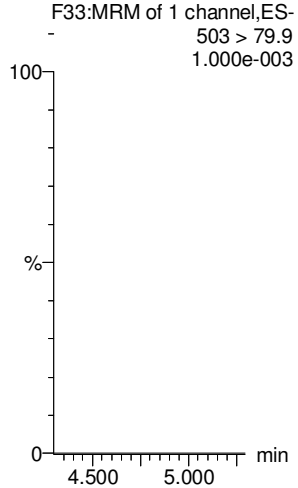

13C6-PFDA

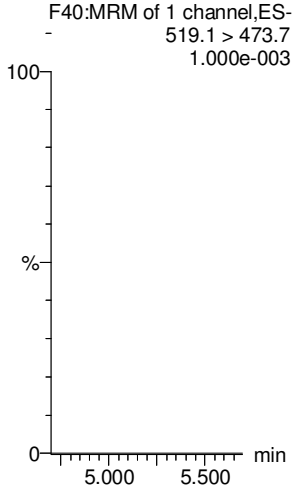

13C7-PFUdA

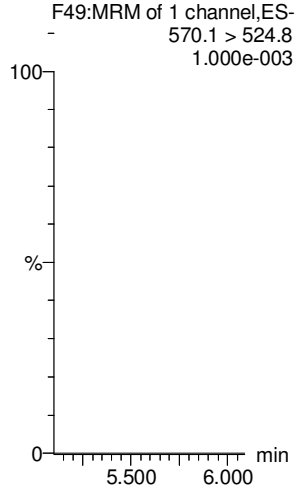

September 21, 2018

Vista Work Order No. 1802861

Ms. Maya Murshak
Merit Laboratories, Inc.
2680 East Lansing Drive
East Lansing, MI 48823

Dear Ms. Murshak,

Enclosed are the results for the sample set received at Vista Analytical Laboratory on August 31, 2018 under your Project Name 'Wurtsmith'.

Vista Analytical Laboratory is committed to serving you effectively. If you require additional information, please contact me at 916-673-1520 or by email at mmaier@vista-analytical.com.

Thank you for choosing Vista as part of your analytical support team.

Sincerely,

Martha Maier
Laboratory Director

Vista Analytical Laboratory certifies that the report herein meets all the requirements set forth by NELAP for those applicable test methods. Results relate only to the samples as received by the laboratory. This report should not be reproduced except in full without the written approval of Vista.

Vista Analytical Laboratory 1104 Windfield Way El Dorado Hills, CA 95762 ph: 916-673-1520 fx: 916-673-0106 www.vista-analytical.com

Vista Work Order No. 1802861
Case Narrative

Sample Condition on Receipt:

Four aqueous samples were received in good condition and within the method temperature requirements. The samples were received and stored securely in accordance with Vista standard operating procedures and EPA methodology. There was a descrepancy between the sample ID on the Chain-of-Custody and the associated container label. Per the client, the sample ID on the Chain-of-Custody would be used.

Analytical Notes:

PFAS Isotope Dilution Method

The samples contained particulate and were centrifuged prior to extraction.

The samples were extracted and analyzed for a selected list of PFAS using the PFAS Isotope Dilution Method (Modified EPA Method 537). The results for PFHxS, PFOA, PFOS, MeFOSAA and EtFOSAA include both linear and branched isomers. Results for all other analytes include the linear isomers only.

Holding Times

The samples were extracted and analyzed within the method hold times.

Quality Control

The Initial Calibration and Continuing Calibration Verifications met the method acceptance criteria.

A Method Blank and Ongoing Precision and Recovery (OPR) sample were extracted and analyzed with the preparation batch. No analytes were detected in the Method Blank above 1/2 the LOQ. The OPR recoveries were within the method acceptance criteria.

The labeled standard recoveries for all QC and field samples were within the acceptance criteria.

TABLE OF CONTENTS

Case Narrative..... 1

Table of Contents..... 3

Sample Inventory..... 4

Analytical Results..... 5

Qualifiers..... 18

Certifications..... 19

Sample Receipt..... 22

Extraction Information..... 26

Sample Data - PFAS Isotope Dilution Method..... 31

Continuing Calibration..... 99

Initial Calibration..... 124

Sample Inventory Report

Vista Sample ID	Client Sample ID	Sampled	Received	Components/Containers
1802861-01	PW1808291255GC	29-Aug-18 12:55	31-Aug-18 09:12	HDPE Bottle, 250 mL
				HDPE Bottle, 250 mL
1802861-02	PW1808291430GC	29-Aug-18 14:30	31-Aug-18 09:12	HDPE Bottle, 250 mL
				HDPE Bottle, 250 mL
1802861-03	PW1808291515GC	29-Aug-18 15:15	31-Aug-18 09:12	HDPE Bottle, 250 mL
				HDPE Bottle, 250 mL
1802861-04	PW1808291545GC	29-Aug-18 15:45	31-Aug-18 09:12	HDPE Bottle, 250 mL
				HDPE Bottle, 250 mL

ANALYTICAL RESULTS

Sample ID: Method Blank

PFAS Isotope Dilution Method

Client Data

Name: Merit Laboratories, Inc. Matrix: Aqueous

Project: Wurtsmith

Laboratory Data

Lab Sample: B8I0028-BLK1 Column: BEH C18

Analyte	Conc. (ng/L)	DL	LOD	LOQ	Qualifiers	Batch	Extracted	Samp Size	Analyzed	Dilution
L-PFBA	ND	1.37	2.00	4.00		B8I0028	10-Sep-18	0.250 L	19-Sep-18 18:23	1
L-PFPeA	ND	1.37	2.00	4.00		B8I0028	10-Sep-18	0.250 L	19-Sep-18 18:23	1
L-PFBS	ND	1.37	2.00	4.00		B8I0028	10-Sep-18	0.250 L	19-Sep-18 18:23	1
L-4:2 FTS	ND	1.37	2.00	4.00		B8I0028	10-Sep-18	0.250 L	19-Sep-18 18:23	1
L-PFHxA	ND	1.37	2.00	4.00		B8I0028	10-Sep-18	0.250 L	19-Sep-18 18:23	1
L-PFPeS	ND	1.37	2.00	4.00		B8I0028	10-Sep-18	0.250 L	19-Sep-18 18:23	1
L-PFHpA	ND	1.37	2.00	4.00		B8I0028	10-Sep-18	0.250 L	19-Sep-18 18:23	1
L-PFHxS	ND	1.37	2.00	4.00		B8I0028	10-Sep-18	0.250 L	19-Sep-18 18:23	1
Br-PFHxS	ND	1.37	2.00	4.00		B8I0028	10-Sep-18	0.250 L	19-Sep-18 18:23	1
Total PFHxS	ND	1.37	2.00	4.00		B8I0028	10-Sep-18	0.250 L	19-Sep-18 18:23	1
L-6:2 FTS	ND	1.37	2.00	4.00		B8I0028	10-Sep-18	0.250 L	19-Sep-18 18:23	1
L-PFOA	ND	1.37	2.00	4.00		B8I0028	10-Sep-18	0.250 L	19-Sep-18 18:23	1
Br-PFOA	ND	1.37	2.00	4.00		B8I0028	10-Sep-18	0.250 L	19-Sep-18 18:23	1
Total PFOA	ND	1.37	2.00	4.00		B8I0028	10-Sep-18	0.250 L	19-Sep-18 18:23	1
L-PFHpS	ND	1.37	2.00	4.00		B8I0028	10-Sep-18	0.250 L	19-Sep-18 18:23	1
L-PFNA	ND	1.37	2.00	4.00		B8I0028	10-Sep-18	0.250 L	19-Sep-18 18:23	1
L-PFOSA	ND	1.37	2.00	4.00		B8I0028	10-Sep-18	0.250 L	19-Sep-18 18:23	1
L-PFOS	ND	1.37	2.00	4.00		B8I0028	10-Sep-18	0.250 L	19-Sep-18 18:23	1
Br-PFOS	ND	1.37	2.00	4.00		B8I0028	10-Sep-18	0.250 L	19-Sep-18 18:23	1
Total PFOS	ND	1.37	2.00	4.00		B8I0028	10-Sep-18	0.250 L	19-Sep-18 18:23	1
L-PFDA	ND	1.37	2.00	4.00		B8I0028	10-Sep-18	0.250 L	19-Sep-18 18:23	1
L-8:2FTS	ND	1.37	2.00	4.00		B8I0028	10-Sep-18	0.250 L	19-Sep-18 18:23	1
L-PFNS	ND	1.37	2.00	4.00		B8I0028	10-Sep-18	0.250 L	19-Sep-18 18:23	1
L-MeFOSAA	ND	1.37	2.00	4.00		B8I0028	10-Sep-18	0.250 L	19-Sep-18 18:23	1
Br-MeFOSAA	ND	1.37	2.00	4.00		B8I0028	10-Sep-18	0.250 L	19-Sep-18 18:23	1
Total MeFOSAA	ND	1.37	2.00	4.00		B8I0028	10-Sep-18	0.250 L	19-Sep-18 18:23	1
L-EtFOSAA	ND	1.37	2.00	4.00		B8I0028	10-Sep-18	0.250 L	19-Sep-18 18:23	1
Br-EtFOSAA	ND	1.37	2.00	4.00		B8I0028	10-Sep-18	0.250 L	19-Sep-18 18:23	1
Total EtFOSAA	ND	1.37	2.00	4.00		B8I0028	10-Sep-18	0.250 L	19-Sep-18 18:23	1
L-PFUnA	ND	1.37	2.00	4.00		B8I0028	10-Sep-18	0.250 L	19-Sep-18 18:23	1
L-PFDS	ND	1.37	2.00	4.00		B8I0028	10-Sep-18	0.250 L	19-Sep-18 18:23	1
L-PFDoA	ND	1.37	2.00	4.00		B8I0028	10-Sep-18	0.250 L	19-Sep-18 18:23	1
L-PFTrDA	ND	1.37	2.00	4.00		B8I0028	10-Sep-18	0.250 L	19-Sep-18 18:23	1
L-PFTeDA	ND	1.37	2.00	4.00		B8I0028	10-Sep-18	0.250 L	19-Sep-18 18:23	1

Labeled Standards	Type	% Recovery	Limits	Qualifiers	Batch	Extracted	Samp Size	Analyzed	Dilution
13C3-PFBA	IS	104	60 - 130		B8I0028	10-Sep-18	0.250 L	19-Sep-18 18:23	1
13C3-PFPeA	IS	104	60 - 150		B8I0028	10-Sep-18	0.250 L	19-Sep-18 18:23	1
13C3-PFBS	IS	111	60 - 150		B8I0028	10-Sep-18	0.250 L	19-Sep-18 18:23	1

Sample ID: Method Blank

PFAS Isotope Dilution Method

Client Data

Name: Merit Laboratories, Inc.
Matrix: Aqueous
Project: Wurtsmith

Laboratory Data

Lab Sample: B8I0028-BLK1
Column: BEH C18

Labeled Standards	Type	% Recovery	Limits	Qualifiers	Batch	Extracted	Samp Size	Analyzed	Dilution
13C2-4:2 FTS	IS	94.9	40 - 150		B8I0028	10-Sep-18	0.250 L	19-Sep-18 18:23	1
13C2-PFHxA	IS	105	70 - 130		B8I0028	10-Sep-18	0.250 L	19-Sep-18 18:23	1
13C4-PFHpA	IS	108	60 - 150		B8I0028	10-Sep-18	0.250 L	19-Sep-18 18:23	1
18O2-PFHxS	IS	112	60 - 130		B8I0028	10-Sep-18	0.250 L	19-Sep-18 18:23	1
13C2-6:2 FTS	IS	98.2	40 - 150		B8I0028	10-Sep-18	0.250 L	19-Sep-18 18:23	1
13C2-PFOA	IS	97.3	60 - 130		B8I0028	10-Sep-18	0.250 L	19-Sep-18 18:23	1
13C5-PFNA	IS	91.0	50 - 130		B8I0028	10-Sep-18	0.250 L	19-Sep-18 18:23	1
13C8-PFOSA	IS	49.2	20 - 150		B8I0028	10-Sep-18	0.250 L	19-Sep-18 18:23	1
13C8-PFOS	IS	101	60 - 130		B8I0028	10-Sep-18	0.250 L	19-Sep-18 18:23	1
13C2-PFDA	IS	79.7	60 - 130		B8I0028	10-Sep-18	0.250 L	19-Sep-18 18:23	1
13C2-8:2 FTS	IS	101	40 - 150		B8I0028	10-Sep-18	0.250 L	19-Sep-18 18:23	1
d3-MeFOSAA	IS	77.3	50 - 150		B8I0028	10-Sep-18	0.250 L	19-Sep-18 18:23	1
d5-EtFOSAA	IS	77.7	50 - 150		B8I0028	10-Sep-18	0.250 L	19-Sep-18 18:23	1
13C2-PFUnA	IS	75.5	60 - 130		B8I0028	10-Sep-18	0.250 L	19-Sep-18 18:23	1
13C2-PFDoA	IS	75.9	30 - 130		B8I0028	10-Sep-18	0.250 L	19-Sep-18 18:23	1
13C2-PFTeDA	IS	75.9	20 - 150		B8I0028	10-Sep-18	0.250 L	19-Sep-18 18:23	1

DL - Detection Limit
LOD - Limit of Detection
LOQ - Limit of quantitation
Results reported to the DL.

Sample ID: OPR

PFAS Isotope Dilution Method

Client Data

Name: Merit Laboratories, Inc.
Project: Wurtsmith
Matrix: Aqueous

Laboratory Data

Lab Sample: B8I0028-BS1
Column: BEH C18

Analyte	Amt Found (ng/L)	Spike Amt	% Rec	Limits	Qualifiers	Batch	Extracted	Samp Size	Analyzed	Dilution
L-PFBA	40.8	40.0	102	70 - 130		B8I0028	10-Sep-18	0.250 L	19-Sep-18 18:34	1
L-PFPeA	41.1	40.0	103	70 - 130		B8I0028	10-Sep-18	0.250 L	19-Sep-18 18:34	1
L-PFBS	40.4	40.0	101	70 - 130		B8I0028	10-Sep-18	0.250 L	19-Sep-18 18:34	1
L-4:2 FTS	44.1	40.0	110	60 - 130		B8I0028	10-Sep-18	0.250 L	19-Sep-18 18:34	1
L-PFHxA	40.8	40.0	102	70 - 130		B8I0028	10-Sep-18	0.250 L	19-Sep-18 18:34	1
L-PFPeS	42.7	40.0	107	70 - 130		B8I0028	10-Sep-18	0.250 L	19-Sep-18 18:34	1
L-PFHpA	40.0	40.0	100	70 - 130		B8I0028	10-Sep-18	0.250 L	19-Sep-18 18:34	1
Total PFHxS	37.9	40.0	94.7	70 - 130		B8I0028	10-Sep-18	0.250 L	19-Sep-18 18:34	1
L-6:2 FTS	43.4	40.0	108	60 - 130		B8I0028	10-Sep-18	0.250 L	19-Sep-18 18:34	1
Total PFOA	40.0	40.0	100	70 - 130		B8I0028	10-Sep-18	0.250 L	19-Sep-18 18:34	1
L-PFHpS	43.6	40.0	109	60 - 130		B8I0028	10-Sep-18	0.250 L	19-Sep-18 18:34	1
L-PFNA	42.5	40.0	106	70 - 130		B8I0028	10-Sep-18	0.250 L	19-Sep-18 18:34	1
L-PFOSA	43.0	40.0	108	70 - 130		B8I0028	10-Sep-18	0.250 L	19-Sep-18 18:34	1
Total PFOS	42.8	40.0	107	70 - 130		B8I0028	10-Sep-18	0.250 L	19-Sep-18 18:34	1
L-PFDA	41.9	40.0	105	70 - 130		B8I0028	10-Sep-18	0.250 L	19-Sep-18 18:34	1
L-8:2FTS	39.1	40.0	97.7	60 - 130		B8I0028	10-Sep-18	0.250 L	19-Sep-18 18:34	1
L-PFNS	41.0	40.0	103	70 - 130		B8I0028	10-Sep-18	0.250 L	19-Sep-18 18:34	1
Total MeFOSAA	38.5	40.0	96.3	70 - 130		B8I0028	10-Sep-18	0.250 L	19-Sep-18 18:34	1
Total EtFOSAA	38.2	40.0	95.4	70 - 130		B8I0028	10-Sep-18	0.250 L	19-Sep-18 18:34	1
L-PFUnA	40.4	40.0	101	70 - 130		B8I0028	10-Sep-18	0.250 L	19-Sep-18 18:34	1
L-PFDS	37.6	40.0	94.1	60 - 130		B8I0028	10-Sep-18	0.250 L	19-Sep-18 18:34	1
L-PFDoA	39.7	40.0	99.3	70 - 130		B8I0028	10-Sep-18	0.250 L	19-Sep-18 18:34	1
L-PFTrDA	42.4	40.0	106	60 - 130		B8I0028	10-Sep-18	0.250 L	19-Sep-18 18:34	1
L-PFTeDA	36.6	40.0	91.6	70 - 130		B8I0028	10-Sep-18	0.250 L	19-Sep-18 18:34	1

Labeled Standards	Type	% Rec	Limits	Qualifiers	Batch	Extracted	Samp Size	Analyzed	Dilution
13C3-PFBA	IS	101	60- 130		B8I0028	10-Sep-18	0.250 L	19-Sep-18 18:34	1
13C3-PFPeA	IS	95.7	60- 150		B8I0028	10-Sep-18	0.250 L	19-Sep-18 18:34	1
13C3-PFBS	IS	102	60- 150		B8I0028	10-Sep-18	0.250 L	19-Sep-18 18:34	1
13C2-4:2 FTS	IS	91.9	40- 150		B8I0028	10-Sep-18	0.250 L	19-Sep-18 18:34	1
13C2-PFHxA	IS	97.8	70- 130		B8I0028	10-Sep-18	0.250 L	19-Sep-18 18:34	1
13C4-PFHpA	IS	109	60- 150		B8I0028	10-Sep-18	0.250 L	19-Sep-18 18:34	1
18O2-PFHxS	IS	102	60- 130		B8I0028	10-Sep-18	0.250 L	19-Sep-18 18:34	1
13C2-6:2 FTS	IS	97.2	40- 150		B8I0028	10-Sep-18	0.250 L	19-Sep-18 18:34	1
13C2-PFOA	IS	100	60- 130		B8I0028	10-Sep-18	0.250 L	19-Sep-18 18:34	1
13C5-PFNA	IS	91.3	50- 130		B8I0028	10-Sep-18	0.250 L	19-Sep-18 18:34	1

Sample ID: OPR

PFAS Isotope Dilution Method

Client Data

Name: Merit Laboratories, Inc.
Project: Wurtsmith
Matrix: Aqueous

Laboratory Data

Lab Sample: B8I0028-BS1
Column: BEH C18

Labeled Standards	Type	% Rec	Limits	Qualifiers	Batch	Extracted	Samp Size	Analyzed	Dilution
13C8-PFOSA	IS	34.4	20- 150		B8I0028	10-Sep-18	0.250 L	19-Sep-18 18:34	1
13C8-PFOS	IS	102	60- 130		B8I0028	10-Sep-18	0.250 L	19-Sep-18 18:34	1
13C2-PFDA	IS	74.3	60- 130		B8I0028	10-Sep-18	0.250 L	19-Sep-18 18:34	1
13C2-8:2 FTS	IS	107	40- 150		B8I0028	10-Sep-18	0.250 L	19-Sep-18 18:34	1
d3-MeFOSAA	IS	69.4	50- 150		B8I0028	10-Sep-18	0.250 L	19-Sep-18 18:34	1
d5-EtFOSAA	IS	74.7	50- 150		B8I0028	10-Sep-18	0.250 L	19-Sep-18 18:34	1
13C2-PFUnA	IS	71.7	60- 130		B8I0028	10-Sep-18	0.250 L	19-Sep-18 18:34	1
13C2-PFDoA	IS	74.1	30- 130		B8I0028	10-Sep-18	0.250 L	19-Sep-18 18:34	1
13C2-PFTeDA	IS	89.6	20- 150		B8I0028	10-Sep-18	0.250 L	19-Sep-18 18:34	1

Sample ID: PW1808291255GC

PFAS Isotope Dilution Method

Client Data

Name: Merit Laboratories, Inc.
Project: Wurtsmith
Location: PW ASR 01
Matrix: Aqueous
Date Collected: 29-Aug-18 12:55

Laboratory Data

Lab Sample: 1802861-01
Date Received: 31-Aug-18 09:12
Column: BEH C18

Analyte	Conc. (ng/L)	DL	LOD	LOQ	Qualifiers	Batch	Extracted	Samp Size	Analyzed	Dilution
L-PFBA	5.15	1.47	2.14	4.28		B8I0028	10-Sep-18	0.234 L	19-Sep-18 21:13	1
L-PFPeA	8.64	1.47	2.14	4.28		B8I0028	10-Sep-18	0.234 L	19-Sep-18 21:13	1
L-PFBS	1.81	1.47	2.14	4.28	J	B8I0028	10-Sep-18	0.234 L	19-Sep-18 21:13	1
L-4:2 FTS	ND	1.47	2.14	4.28		B8I0028	10-Sep-18	0.234 L	19-Sep-18 21:13	1
L-PFHxA	6.16	1.47	2.14	4.28		B8I0028	10-Sep-18	0.234 L	19-Sep-18 21:13	1
L-PFPeS	ND	1.47	2.14	4.28		B8I0028	10-Sep-18	0.234 L	19-Sep-18 21:13	1
L-PFHpA	2.20	1.47	2.14	4.28	J	B8I0028	10-Sep-18	0.234 L	19-Sep-18 21:13	1
L-PFHxS	3.55	1.47	2.14	4.28	J	B8I0028	10-Sep-18	0.234 L	19-Sep-18 21:13	1
Br-PFHxS	ND	1.47	2.14	4.28		B8I0028	10-Sep-18	0.234 L	19-Sep-18 21:13	1
Total PFHxS	4.97	1.47	2.14	4.28		B8I0028	10-Sep-18	0.234 L	19-Sep-18 21:13	1
L-6:2 FTS	ND	1.47	2.14	4.28		B8I0028	10-Sep-18	0.234 L	19-Sep-18 21:13	1
L-PFOA	ND	1.47	2.14	4.28		B8I0028	10-Sep-18	0.234 L	19-Sep-18 21:13	1
Br-PFOA	ND	1.47	2.14	4.28		B8I0028	10-Sep-18	0.234 L	19-Sep-18 21:13	1
Total PFOA	ND	1.47	2.14	4.28		B8I0028	10-Sep-18	0.234 L	19-Sep-18 21:13	1
L-PFHpS	ND	1.47	2.14	4.28		B8I0028	10-Sep-18	0.234 L	19-Sep-18 21:13	1
L-PFNA	ND	1.47	2.14	4.28		B8I0028	10-Sep-18	0.234 L	19-Sep-18 21:13	1
L-PFOSA	ND	1.47	2.14	4.28		B8I0028	10-Sep-18	0.234 L	19-Sep-18 21:13	1
L-PFOS	ND	1.47	2.14	4.28		B8I0028	10-Sep-18	0.234 L	19-Sep-18 21:13	1
Br-PFOS	ND	1.47	2.14	4.28		B8I0028	10-Sep-18	0.234 L	19-Sep-18 21:13	1
Total PFOS	ND	1.47	2.14	4.28		B8I0028	10-Sep-18	0.234 L	19-Sep-18 21:13	1
L-PFDA	ND	1.47	2.14	4.28		B8I0028	10-Sep-18	0.234 L	19-Sep-18 21:13	1
L-8:2FTS	ND	1.47	2.14	4.28		B8I0028	10-Sep-18	0.234 L	19-Sep-18 21:13	1
L-PFNS	ND	1.47	2.14	4.28		B8I0028	10-Sep-18	0.234 L	19-Sep-18 21:13	1
L-MeFOSAA	ND	1.47	2.14	4.28		B8I0028	10-Sep-18	0.234 L	19-Sep-18 21:13	1
Br-MeFOSAA	ND	1.47	2.14	4.28		B8I0028	10-Sep-18	0.234 L	19-Sep-18 21:13	1
Total MeFOSAA	ND	1.47	2.14	4.28		B8I0028	10-Sep-18	0.234 L	19-Sep-18 21:13	1
L-EtFOSAA	ND	1.47	2.14	4.28		B8I0028	10-Sep-18	0.234 L	19-Sep-18 21:13	1
Br-EtFOSAA	ND	1.47	2.14	4.28		B8I0028	10-Sep-18	0.234 L	19-Sep-18 21:13	1
Total EtFOSAA	ND	1.47	2.14	4.28		B8I0028	10-Sep-18	0.234 L	19-Sep-18 21:13	1
L-PFUnA	ND	1.47	2.14	4.28		B8I0028	10-Sep-18	0.234 L	19-Sep-18 21:13	1
L-PFDS	ND	1.47	2.14	4.28		B8I0028	10-Sep-18	0.234 L	19-Sep-18 21:13	1
L-PFDoA	ND	1.47	2.14	4.28		B8I0028	10-Sep-18	0.234 L	19-Sep-18 21:13	1
L-PFTrDA	ND	1.47	2.14	4.28		B8I0028	10-Sep-18	0.234 L	19-Sep-18 21:13	1
L-PFTeDA	ND	1.47	2.14	4.28		B8I0028	10-Sep-18	0.234 L	19-Sep-18 21:13	1

Labeled Standards	Type	% Recovery	Limits	Qualifiers	Batch	Extracted	Samp Size	Analyzed	Dilution
13C3-PFBA	IS	99.3	60 - 130		B8I0028	10-Sep-18	0.234 L	19-Sep-18 21:13	1
13C3-PFPeA	IS	96.6	60 - 150		B8I0028	10-Sep-18	0.234 L	19-Sep-18 21:13	1
13C3-PFBS	IS	99.5	60 - 150		B8I0028	10-Sep-18	0.234 L	19-Sep-18 21:13	1

Sample ID: PW1808291255GC

PFAS Isotope Dilution Method

Client Data

Name: Merit Laboratories, Inc.
Project: Wurtsmith
Location: PW ASR 01
Matrix: Aqueous
Date Collected: 29-Aug-18 12:55

Laboratory Data

Lab Sample: 1802861-01
Date Received: 31-Aug-18 09:12
Column: BEH C18

Labeled Standards	Type	% Recovery	Limits	Qualifiers	Batch	Extracted	Samp Size	Analyzed	Dilution
13C2-4:2 FTS	IS	83.8	40 - 150		B8I0028	10-Sep-18	0.234 L	19-Sep-18 21:13	1
13C2-PFHxA	IS	98.4	70 - 130		B8I0028	10-Sep-18	0.234 L	19-Sep-18 21:13	1
13C4-PFHpA	IS	103	60 - 150		B8I0028	10-Sep-18	0.234 L	19-Sep-18 21:13	1
18O2-PFHxS	IS	91.8	60 - 130		B8I0028	10-Sep-18	0.234 L	19-Sep-18 21:13	1
13C2-6:2 FTS	IS	86.8	40 - 150		B8I0028	10-Sep-18	0.234 L	19-Sep-18 21:13	1
13C2-PFOA	IS	99.5	60 - 130		B8I0028	10-Sep-18	0.234 L	19-Sep-18 21:13	1
13C5-PFNA	IS	93.2	50 - 130		B8I0028	10-Sep-18	0.234 L	19-Sep-18 21:13	1
13C8-PFOSA	IS	62.5	20 - 150		B8I0028	10-Sep-18	0.234 L	19-Sep-18 21:13	1
13C8-PFOS	IS	101	60 - 130		B8I0028	10-Sep-18	0.234 L	19-Sep-18 21:13	1
13C2-PFDA	IS	92.2	60 - 130		B8I0028	10-Sep-18	0.234 L	19-Sep-18 21:13	1
13C2-8:2 FTS	IS	96.2	40 - 150		B8I0028	10-Sep-18	0.234 L	19-Sep-18 21:13	1
d3-MeFOSAA	IS	84.4	50 - 150		B8I0028	10-Sep-18	0.234 L	19-Sep-18 21:13	1
d5-EtFOSAA	IS	86.1	50 - 150		B8I0028	10-Sep-18	0.234 L	19-Sep-18 21:13	1
13C2-PFUnA	IS	91.3	60 - 130		B8I0028	10-Sep-18	0.234 L	19-Sep-18 21:13	1
13C2-PFDoA	IS	88.7	30 - 130		B8I0028	10-Sep-18	0.234 L	19-Sep-18 21:13	1
13C2-PFTeDA	IS	90.7	20 - 150		B8I0028	10-Sep-18	0.234 L	19-Sep-18 21:13	1

DL - Detection Limit
LOD - Limit of Detection
LOQ - Limit of quantitation
Results reported to the DL.

Sample ID: PW1808291430GC

PFAS Isotope Dilution Method

Client Data

Name: Merit Laboratories, Inc.
Project: Wurtsmith
Location: PW ASR 02
Matrix: Aqueous
Date Collected: 29-Aug-18 14:30

Laboratory Data

Lab Sample: 1802861-02
Date Received: 31-Aug-18 09:12
Column: BEH C18

Analyte	Conc. (ng/L)	DL	LOD	LOQ	Qualifiers	Batch	Extracted	Samp Size	Analyzed	Dilution
L-PFBA	32.9	1.56	2.27	4.54		B8I0028	10-Sep-18	0.220 L	19-Sep-18 21:23	1
L-PFPeA	113	1.56	2.27	4.54		B8I0028	10-Sep-18	0.220 L	19-Sep-18 21:23	1
L-PFBS	13.6	1.56	2.27	4.54		B8I0028	10-Sep-18	0.220 L	19-Sep-18 21:23	1
L-4:2 FTS	ND	1.56	2.27	4.54		B8I0028	10-Sep-18	0.220 L	19-Sep-18 21:23	1
L-PFHxA	123	1.56	2.27	4.54		B8I0028	10-Sep-18	0.220 L	19-Sep-18 21:23	1
L-PFPeS	19.0	1.56	2.27	4.54		B8I0028	10-Sep-18	0.220 L	19-Sep-18 21:23	1
L-PFHpA	57.8	1.56	2.27	4.54		B8I0028	10-Sep-18	0.220 L	19-Sep-18 21:23	1
L-PFHxS	461	1.56	2.27	4.54		B8I0028	10-Sep-18	0.220 L	19-Sep-18 21:23	1
Br-PFHxS	58.5	1.56	2.27	4.54		B8I0028	10-Sep-18	0.220 L	19-Sep-18 21:23	1
Total PFHxS	520	1.56	2.27	4.54		B8I0028	10-Sep-18	0.220 L	19-Sep-18 21:23	1
L-6:2 FTS	65.1	1.56	2.27	4.54		B8I0028	10-Sep-18	0.220 L	19-Sep-18 21:23	1
L-PFOA	114	1.56	2.27	4.54		B8I0028	10-Sep-18	0.220 L	19-Sep-18 21:23	1
Br-PFOA	6.69	1.56	2.27	4.54		B8I0028	10-Sep-18	0.220 L	19-Sep-18 21:23	1
Total PFOA	121	1.56	2.27	4.54		B8I0028	10-Sep-18	0.220 L	19-Sep-18 21:23	1
L-PFHpS	18.2	1.56	2.27	4.54		B8I0028	10-Sep-18	0.220 L	19-Sep-18 21:23	1
L-PFNA	3.51	1.56	2.27	4.54	J	B8I0028	10-Sep-18	0.220 L	19-Sep-18 21:23	1
L-PFOSA	ND	1.56	2.27	4.54		B8I0028	10-Sep-18	0.220 L	19-Sep-18 21:23	1
L-PFOS	316	1.56	2.27	4.54		B8I0028	10-Sep-18	0.220 L	19-Sep-18 21:23	1
Br-PFOS	240	1.56	2.27	4.54		B8I0028	10-Sep-18	0.220 L	19-Sep-18 21:23	1
Total PFOS	557	1.56	2.27	4.54		B8I0028	10-Sep-18	0.220 L	19-Sep-18 21:23	1
L-PFDA	ND	1.56	2.27	4.54		B8I0028	10-Sep-18	0.220 L	19-Sep-18 21:23	1
L-8:2FTS	ND	1.56	2.27	4.54		B8I0028	10-Sep-18	0.220 L	19-Sep-18 21:23	1
L-PFNS	ND	1.56	2.27	4.54		B8I0028	10-Sep-18	0.220 L	19-Sep-18 21:23	1
L-MeFOSAA	ND	1.56	2.27	4.54		B8I0028	10-Sep-18	0.220 L	19-Sep-18 21:23	1
Br-MeFOSAA	ND	1.56	2.27	4.54		B8I0028	10-Sep-18	0.220 L	19-Sep-18 21:23	1
Total MeFOSAA	ND	1.56	2.27	4.54		B8I0028	10-Sep-18	0.220 L	19-Sep-18 21:23	1
L-EtFOSAA	ND	1.56	2.27	4.54		B8I0028	10-Sep-18	0.220 L	19-Sep-18 21:23	1
Br-EtFOSAA	ND	1.56	2.27	4.54		B8I0028	10-Sep-18	0.220 L	19-Sep-18 21:23	1
Total EtFOSAA	ND	1.56	2.27	4.54		B8I0028	10-Sep-18	0.220 L	19-Sep-18 21:23	1
L-PFUnA	ND	1.56	2.27	4.54		B8I0028	10-Sep-18	0.220 L	19-Sep-18 21:23	1
L-PFDS	ND	1.56	2.27	4.54		B8I0028	10-Sep-18	0.220 L	19-Sep-18 21:23	1
L-PFDoA	ND	1.56	2.27	4.54		B8I0028	10-Sep-18	0.220 L	19-Sep-18 21:23	1
L-PFTrDA	ND	1.56	2.27	4.54		B8I0028	10-Sep-18	0.220 L	19-Sep-18 21:23	1
L-PFTeDA	ND	1.56	2.27	4.54		B8I0028	10-Sep-18	0.220 L	19-Sep-18 21:23	1

Labeled Standards	Type	% Recovery	Limits	Qualifiers	Batch	Extracted	Samp Size	Analyzed	Dilution
13C3-PFBA	IS	98.2	60 - 130		B8I0028	10-Sep-18	0.220 L	19-Sep-18 21:23	1
13C3-PFPeA	IS	98.2	60 - 150		B8I0028	10-Sep-18	0.220 L	19-Sep-18 21:23	1
13C3-PFBS	IS	102	60 - 150		B8I0028	10-Sep-18	0.220 L	19-Sep-18 21:23	1

Sample ID: PW1808291430GC

PFAS Isotope Dilution Method

Client Data

Name: Merit Laboratories, Inc.
Project: Wurtsmith
Location: PW ASR 02
Matrix: Aqueous
Date Collected: 29-Aug-18 14:30

Laboratory Data

Lab Sample: 1802861-02
Date Received: 31-Aug-18 09:12
Column: BEH C18

Labeled Standards	Type	% Recovery	Limits	Qualifiers	Batch	Extracted	Samp Size	Analyzed	Dilution
13C2-4:2 FTS	IS	86.0	40 - 150		B8I0028	10-Sep-18	0.220 L	19-Sep-18 21:23	1
13C2-PFHxA	IS	92.1	70 - 130		B8I0028	10-Sep-18	0.220 L	19-Sep-18 21:23	1
13C4-PFHpA	IS	100	60 - 150		B8I0028	10-Sep-18	0.220 L	19-Sep-18 21:23	1
18O2-PFHxS	IS	90.0	60 - 130		B8I0028	10-Sep-18	0.220 L	19-Sep-18 21:23	1
13C2-6:2 FTS	IS	97.5	40 - 150		B8I0028	10-Sep-18	0.220 L	19-Sep-18 21:23	1
13C2-PFOA	IS	91.3	60 - 130		B8I0028	10-Sep-18	0.220 L	19-Sep-18 21:23	1
13C5-PFNA	IS	87.5	50 - 130		B8I0028	10-Sep-18	0.220 L	19-Sep-18 21:23	1
13C8-PFOSA	IS	60.4	20 - 150		B8I0028	10-Sep-18	0.220 L	19-Sep-18 21:23	1
13C8-PFOS	IS	104	60 - 130		B8I0028	10-Sep-18	0.220 L	19-Sep-18 21:23	1
13C2-PFDA	IS	83.6	60 - 130		B8I0028	10-Sep-18	0.220 L	19-Sep-18 21:23	1
13C2-8:2 FTS	IS	99.1	40 - 150		B8I0028	10-Sep-18	0.220 L	19-Sep-18 21:23	1
d3-MeFOSAA	IS	75.7	50 - 150		B8I0028	10-Sep-18	0.220 L	19-Sep-18 21:23	1
d5-EtFOSAA	IS	85.5	50 - 150		B8I0028	10-Sep-18	0.220 L	19-Sep-18 21:23	1
13C2-PFUnA	IS	79.8	60 - 130		B8I0028	10-Sep-18	0.220 L	19-Sep-18 21:23	1
13C2-PFDoA	IS	80.2	30 - 130		B8I0028	10-Sep-18	0.220 L	19-Sep-18 21:23	1
13C2-PFTeDA	IS	88.0	20 - 150		B8I0028	10-Sep-18	0.220 L	19-Sep-18 21:23	1

DL - Detection Limit
LOD - Limit of Detection
LOQ - Limit of quantitation
Results reported to the DL.

Sample ID: PW1808291515GC

PFAS Isotope Dilution Method

Client Data

Name: Merit Laboratories, Inc.
Project: Wurtsmith
Location: PW ASR 03
Matrix: Aqueous
Date Collected: 29-Aug-18 15:15

Laboratory Data

Lab Sample: 1802861-03
Date Received: 31-Aug-18 09:12
Column: BEH C18

Analyte	Conc. (ng/L)	DL	LOD	LOQ	Qualifiers	Batch	Extracted	Samp Size	Analyzed	Dilution
L-PFBA	12.7	1.60	2.34	4.66		B8I0028	10-Sep-18	0.214 L	19-Sep-18 21:34	1
L-PFPeA	35.1	1.60	2.34	4.66		B8I0028	10-Sep-18	0.214 L	19-Sep-18 21:34	1
L-PFBS	11.8	1.60	2.34	4.66		B8I0028	10-Sep-18	0.214 L	19-Sep-18 21:34	1
L-4:2 FTS	ND	1.60	2.34	4.66		B8I0028	10-Sep-18	0.214 L	19-Sep-18 21:34	1
L-PFHxA	46.8	1.60	2.34	4.66		B8I0028	10-Sep-18	0.214 L	19-Sep-18 21:34	1
L-PFPeS	16.4	1.60	2.34	4.66		B8I0028	10-Sep-18	0.214 L	19-Sep-18 21:34	1
L-PFHpA	14.0	1.60	2.34	4.66		B8I0028	10-Sep-18	0.214 L	19-Sep-18 21:34	1
L-PFHxS	140	1.60	2.34	4.66		B8I0028	10-Sep-18	0.214 L	19-Sep-18 21:34	1
Br-PFHxS	26.3	1.60	2.34	4.66		B8I0028	10-Sep-18	0.214 L	19-Sep-18 21:34	1
Total PFHxS	166	1.60	2.34	4.66		B8I0028	10-Sep-18	0.214 L	19-Sep-18 21:34	1
L-6:2 FTS	11.4	1.60	2.34	4.66		B8I0028	10-Sep-18	0.214 L	19-Sep-18 21:34	1
L-PFOA	44.4	1.60	2.34	4.66		B8I0028	10-Sep-18	0.214 L	19-Sep-18 21:34	1
Br-PFOA	4.06	1.60	2.34	4.66	J	B8I0028	10-Sep-18	0.214 L	19-Sep-18 21:34	1
Total PFOA	48.4	1.60	2.34	4.66		B8I0028	10-Sep-18	0.214 L	19-Sep-18 21:34	1
L-PFHpS	ND	1.60	2.34	4.66		B8I0028	10-Sep-18	0.214 L	19-Sep-18 21:34	1
L-PFNA	ND	1.60	2.34	4.66		B8I0028	10-Sep-18	0.214 L	19-Sep-18 21:34	1
L-PFOSA	ND	1.60	2.34	4.66		B8I0028	10-Sep-18	0.214 L	19-Sep-18 21:34	1
L-PFOS	ND	1.60	2.34	4.66		B8I0028	10-Sep-18	0.214 L	19-Sep-18 21:34	1
Br-PFOS	11.0	1.60	2.34	4.66		B8I0028	10-Sep-18	0.214 L	19-Sep-18 21:34	1
Total PFOS	11.5	1.60	2.34	4.66		B8I0028	10-Sep-18	0.214 L	19-Sep-18 21:34	1
L-PFDA	ND	1.60	2.34	4.66		B8I0028	10-Sep-18	0.214 L	19-Sep-18 21:34	1
L-8:2FTS	ND	1.60	2.34	4.66		B8I0028	10-Sep-18	0.214 L	19-Sep-18 21:34	1
L-PFNS	ND	1.60	2.34	4.66		B8I0028	10-Sep-18	0.214 L	19-Sep-18 21:34	1
L-MeFOSAA	ND	1.60	2.34	4.66		B8I0028	10-Sep-18	0.214 L	19-Sep-18 21:34	1
Br-MeFOSAA	ND	1.60	2.34	4.66		B8I0028	10-Sep-18	0.214 L	19-Sep-18 21:34	1
Total MeFOSAA	ND	1.60	2.34	4.66		B8I0028	10-Sep-18	0.214 L	19-Sep-18 21:34	1
L-EtFOSAA	ND	1.60	2.34	4.66		B8I0028	10-Sep-18	0.214 L	19-Sep-18 21:34	1
Br-EtFOSAA	ND	1.60	2.34	4.66		B8I0028	10-Sep-18	0.214 L	19-Sep-18 21:34	1
Total EtFOSAA	ND	1.60	2.34	4.66		B8I0028	10-Sep-18	0.214 L	19-Sep-18 21:34	1
L-PFUnA	ND	1.60	2.34	4.66		B8I0028	10-Sep-18	0.214 L	19-Sep-18 21:34	1
L-PFDS	ND	1.60	2.34	4.66		B8I0028	10-Sep-18	0.214 L	19-Sep-18 21:34	1
L-PFDoA	ND	1.60	2.34	4.66		B8I0028	10-Sep-18	0.214 L	19-Sep-18 21:34	1
L-PFTrDA	ND	1.60	2.34	4.66		B8I0028	10-Sep-18	0.214 L	19-Sep-18 21:34	1
L-PFTeDA	ND	1.60	2.34	4.66		B8I0028	10-Sep-18	0.214 L	19-Sep-18 21:34	1

Labeled Standards	Type	% Recovery	Limits	Qualifiers	Batch	Extracted	Samp Size	Analyzed	Dilution
13C3-PFBA	IS	92.2	60 - 130		B8I0028	10-Sep-18	0.214 L	19-Sep-18 21:34	1
13C3-PFPeA	IS	93.2	60 - 150		B8I0028	10-Sep-18	0.214 L	19-Sep-18 21:34	1
13C3-PFBS	IS	97.9	60 - 150		B8I0028	10-Sep-18	0.214 L	19-Sep-18 21:34	1

Sample ID: PW1808291515GC

PFAS Isotope Dilution Method

Client Data

Name: Merit Laboratories, Inc.
Project: Wurtsmith
Location: PW ASR 03
Matrix: Aqueous
Date Collected: 29-Aug-18 15:15

Laboratory Data

Lab Sample: 1802861-03
Date Received: 31-Aug-18 09:12
Column: BEH C18

Labeled Standards	Type	% Recovery	Limits	Qualifiers	Batch	Extracted	Samp Size	Analyzed	Dilution
13C2-4:2 FTS	IS	84.2	40 - 150		B8I0028	10-Sep-18	0.214 L	19-Sep-18 21:34	1
13C2-PFHxA	IS	92.4	70 - 130		B8I0028	10-Sep-18	0.214 L	19-Sep-18 21:34	1
13C4-PFHpA	IS	95.3	60 - 150		B8I0028	10-Sep-18	0.214 L	19-Sep-18 21:34	1
18O2-PFHxS	IS	94.7	60 - 130		B8I0028	10-Sep-18	0.214 L	19-Sep-18 21:34	1
13C2-6:2 FTS	IS	88.1	40 - 150		B8I0028	10-Sep-18	0.214 L	19-Sep-18 21:34	1
13C2-PFOA	IS	90.2	60 - 130		B8I0028	10-Sep-18	0.214 L	19-Sep-18 21:34	1
13C5-PFNA	IS	92.5	50 - 130		B8I0028	10-Sep-18	0.214 L	19-Sep-18 21:34	1
13C8-PFOSA	IS	70.2	20 - 150		B8I0028	10-Sep-18	0.214 L	19-Sep-18 21:34	1
13C8-PFOS	IS	93.9	60 - 130		B8I0028	10-Sep-18	0.214 L	19-Sep-18 21:34	1
13C2-PFDA	IS	84.6	60 - 130		B8I0028	10-Sep-18	0.214 L	19-Sep-18 21:34	1
13C2-8:2 FTS	IS	90.1	40 - 150		B8I0028	10-Sep-18	0.214 L	19-Sep-18 21:34	1
d3-MeFOSAA	IS	70.5	50 - 150		B8I0028	10-Sep-18	0.214 L	19-Sep-18 21:34	1
d5-EtFOSAA	IS	74.7	50 - 150		B8I0028	10-Sep-18	0.214 L	19-Sep-18 21:34	1
13C2-PFUnA	IS	84.8	60 - 130		B8I0028	10-Sep-18	0.214 L	19-Sep-18 21:34	1
13C2-PFDoA	IS	84.4	30 - 130		B8I0028	10-Sep-18	0.214 L	19-Sep-18 21:34	1
13C2-PFTeDA	IS	87.8	20 - 150		B8I0028	10-Sep-18	0.214 L	19-Sep-18 21:34	1

DL - Detection Limit
LOD - Limit of Detection
LOQ - Limit of quantitation
Results reported to the DL.

Sample ID: PW1808291545GC

PFAS Isotope Dilution Method

Client Data

Name: Merit Laboratories, Inc.
Project: Wurtsmith
Location: PW ASR 04
Matrix: Aqueous
Date Collected: 29-Aug-18 15:45

Laboratory Data

Lab Sample: 1802861-04
Date Received: 31-Aug-18 09:12
Column: BEH C18

Analyte	Conc. (ng/L)	DL	LOD	LOQ	Qualifiers	Batch	Extracted	Samp Size	Analyzed	Dilution
L-PFBA	25.7	1.46	2.13	4.26		B8I0028	10-Sep-18	0.235 L	19-Sep-18 21:44	1
L-PFPeA	87.6	1.46	2.13	4.26		B8I0028	10-Sep-18	0.235 L	19-Sep-18 21:44	1
L-PFBS	12.5	1.46	2.13	4.26		B8I0028	10-Sep-18	0.235 L	19-Sep-18 21:44	1
L-4:2 FTS	ND	1.46	2.13	4.26		B8I0028	10-Sep-18	0.235 L	19-Sep-18 21:44	1
L-PFHxA	103	1.46	2.13	4.26		B8I0028	10-Sep-18	0.235 L	19-Sep-18 21:44	1
L-PFPeS	13.9	1.46	2.13	4.26		B8I0028	10-Sep-18	0.235 L	19-Sep-18 21:44	1
L-PFHpA	41.6	1.46	2.13	4.26		B8I0028	10-Sep-18	0.235 L	19-Sep-18 21:44	1
L-PFHxS	377	1.46	2.13	4.26		B8I0028	10-Sep-18	0.235 L	19-Sep-18 21:44	1
Br-PFHxS	57.5	1.46	2.13	4.26		B8I0028	10-Sep-18	0.235 L	19-Sep-18 21:44	1
Total PFHxS	434	1.46	2.13	4.26		B8I0028	10-Sep-18	0.235 L	19-Sep-18 21:44	1
L-6:2 FTS	62.9	1.46	2.13	4.26		B8I0028	10-Sep-18	0.235 L	19-Sep-18 21:44	1
L-PFOA	104	1.46	2.13	4.26		B8I0028	10-Sep-18	0.235 L	19-Sep-18 21:44	1
Br-PFOA	6.68	1.46	2.13	4.26		B8I0028	10-Sep-18	0.235 L	19-Sep-18 21:44	1
Total PFOA	111	1.46	2.13	4.26		B8I0028	10-Sep-18	0.235 L	19-Sep-18 21:44	1
L-PFHpS	16.9	1.46	2.13	4.26		B8I0028	10-Sep-18	0.235 L	19-Sep-18 21:44	1
L-PFNA	9.11	1.46	2.13	4.26		B8I0028	10-Sep-18	0.235 L	19-Sep-18 21:44	1
L-PFOSA	1.65	1.46	2.13	4.26	J	B8I0028	10-Sep-18	0.235 L	19-Sep-18 21:44	1
L-PFOS	890	1.46	2.13	4.26		B8I0028	10-Sep-18	0.235 L	19-Sep-18 21:44	1
Br-PFOS	403	1.46	2.13	4.26		B8I0028	10-Sep-18	0.235 L	19-Sep-18 21:44	1
Total PFOS	1290	1.46	2.13	4.26		B8I0028	10-Sep-18	0.235 L	19-Sep-18 21:44	1
L-PFDA	ND	1.46	2.13	4.26		B8I0028	10-Sep-18	0.235 L	19-Sep-18 21:44	1
L-8:2FTS	2.14	1.46	2.13	4.26	J	B8I0028	10-Sep-18	0.235 L	19-Sep-18 21:44	1
L-PFNS	ND	1.46	2.13	4.26		B8I0028	10-Sep-18	0.235 L	19-Sep-18 21:44	1
L-MeFOSAA	ND	1.46	2.13	4.26		B8I0028	10-Sep-18	0.235 L	19-Sep-18 21:44	1
Br-MeFOSAA	ND	1.46	2.13	4.26		B8I0028	10-Sep-18	0.235 L	19-Sep-18 21:44	1
Total MeFOSAA	ND	1.46	2.13	4.26		B8I0028	10-Sep-18	0.235 L	19-Sep-18 21:44	1
L-EtFOSAA	ND	1.46	2.13	4.26		B8I0028	10-Sep-18	0.235 L	19-Sep-18 21:44	1
Br-EtFOSAA	ND	1.46	2.13	4.26		B8I0028	10-Sep-18	0.235 L	19-Sep-18 21:44	1
Total EtFOSAA	ND	1.46	2.13	4.26		B8I0028	10-Sep-18	0.235 L	19-Sep-18 21:44	1
L-PFUnA	ND	1.46	2.13	4.26		B8I0028	10-Sep-18	0.235 L	19-Sep-18 21:44	1
L-PFDS	ND	1.46	2.13	4.26		B8I0028	10-Sep-18	0.235 L	19-Sep-18 21:44	1
L-PFDoA	ND	1.46	2.13	4.26		B8I0028	10-Sep-18	0.235 L	19-Sep-18 21:44	1
L-PFTrDA	ND	1.46	2.13	4.26		B8I0028	10-Sep-18	0.235 L	19-Sep-18 21:44	1
L-PFTeDA	ND	1.46	2.13	4.26		B8I0028	10-Sep-18	0.235 L	19-Sep-18 21:44	1

Labeled Standards	Type	% Recovery	Limits	Qualifiers	Batch	Extracted	Samp Size	Analyzed	Dilution
13C3-PFBA	IS	100	60 - 130		B8I0028	10-Sep-18	0.235 L	19-Sep-18 21:44	1
13C3-PFPeA	IS	97.2	60 - 150		B8I0028	10-Sep-18	0.235 L	19-Sep-18 21:44	1
13C3-PFBS	IS	105	60 - 150		B8I0028	10-Sep-18	0.235 L	19-Sep-18 21:44	1

Sample ID: PW1808291545GC

PFAS Isotope Dilution Method

Client Data

Name: Merit Laboratories, Inc.
Project: Wurtsmith
Location: PW ASR 04
Matrix: Aqueous
Date Collected: 29-Aug-18 15:45

Laboratory Data

Lab Sample: 1802861-04
Date Received: 31-Aug-18 09:12
Column: BEH C18

Labeled Standards	Type	% Recovery	Limits	Qualifiers	Batch	Extracted	Samp Size	Analyzed	Dilution
13C2-4:2 FTS	IS	89.1	40 - 150		B8I0028	10-Sep-18	0.235 L	19-Sep-18 21:44	1
13C2-PFHxA	IS	97.3	70 - 130		B8I0028	10-Sep-18	0.235 L	19-Sep-18 21:44	1
13C4-PFHpA	IS	101	60 - 150		B8I0028	10-Sep-18	0.235 L	19-Sep-18 21:44	1
18O2-PFHxS	IS	92.8	60 - 130		B8I0028	10-Sep-18	0.235 L	19-Sep-18 21:44	1
13C2-6:2 FTS	IS	103	40 - 150		B8I0028	10-Sep-18	0.235 L	19-Sep-18 21:44	1
13C2-PFOA	IS	94.2	60 - 130		B8I0028	10-Sep-18	0.235 L	19-Sep-18 21:44	1
13C5-PFNA	IS	92.6	50 - 130		B8I0028	10-Sep-18	0.235 L	19-Sep-18 21:44	1
13C8-PFOSA	IS	62.3	20 - 150		B8I0028	10-Sep-18	0.235 L	19-Sep-18 21:44	1
13C8-PFOS	IS	100	60 - 130		B8I0028	10-Sep-18	0.235 L	19-Sep-18 21:44	1
13C2-PFDA	IS	85.3	60 - 130		B8I0028	10-Sep-18	0.235 L	19-Sep-18 21:44	1
13C2-8:2 FTS	IS	102	40 - 150		B8I0028	10-Sep-18	0.235 L	19-Sep-18 21:44	1
d3-MeFOSAA	IS	80.1	50 - 150		B8I0028	10-Sep-18	0.235 L	19-Sep-18 21:44	1
d5-EtFOSAA	IS	82.2	50 - 150		B8I0028	10-Sep-18	0.235 L	19-Sep-18 21:44	1
13C2-PFUnA	IS	84.3	60 - 130		B8I0028	10-Sep-18	0.235 L	19-Sep-18 21:44	1
13C2-PFDoA	IS	82.9	30 - 130		B8I0028	10-Sep-18	0.235 L	19-Sep-18 21:44	1
13C2-PFTeDA	IS	90.1	20 - 150		B8I0028	10-Sep-18	0.235 L	19-Sep-18 21:44	1

DL - Detection Limit
LOD - Limit of Detection
LOQ - Limit of quantitation
Results reported to the DL.

DATA QUALIFIERS & ABBREVIATIONS

B	**This compound was also detected in the method blank**
Conc.	**Concentration**
D	**Dilution**
DL	**Detection limit**
E	**The associated compound concentration exceeded the calibration range of the instrument**
H	**Recovery and/or RPD was outside laboratory acceptance limits**
I	**Chemical Interference**
J	**The amount detected is below the Reporting Limit/LOQ**
LOD	**Limits of Detection**
LOQ	**Limits of Quantitation**
M	**Estimated Maximum Possible Concentration (CA Region 2 projects only)**
NA	**Not applicable**
ND	**Not Detected**
Q	**Ion ratio outside of 70-130% of Standard Ratio. (DOD PFAS projects only)**
TEQ	**Toxic Equivalency**
U	**Not Detected (specific projects only)**
*****	**See Cover Letter**

Unless otherwise noted, solid sample results are reported in dry weight. Tissue samples are reported in wet weight.

CERTIFICATIONS

Accrediting Authority	Certificate Number
Alaska Department of Environmental Conservation	17-013
Arkansas Department of Environmental Quality	18-008-0
California Department of Health – ELAP	2892
DoD ELAP - A2LA Accredited - ISO/IEC 17025:2005	3091.01
Florida Department of Health	E87777-18
Hawaii Department of Health	N/A
Louisiana Department of Environmental Quality	01977
Maine Department of Health	2018017
Minnesota Department of Health	1322288
New Hampshire Environmental Accreditation Program	207717
New Jersey Department of Environmental Protection	CA003
New York Department of Health	11411
Oregon Laboratory Accreditation Program	4042-009
Pennsylvania Department of Environmental Protection	014
Texas Commission on Environmental Quality	T104704189-18-8
Virginia Department of General Services	9077
Washington Department of Ecology	C584
Wisconsin Department of Natural Resources	998036160

Current certificates and lists of licensed parameters are located in the Quality Assurance office and are available upon request.

NELAP Accredited Test Methods

MATRIX: Air	
Description of Test	**Method**
Determination of Polychlorinated p-Dioxins & Polychlorinated Dibenzofurans	EPA 23

MATRIX: Biological Tissue	
Description of Test	**Method**
Tetra- through Octa-Chlorinated Dioxins and Furans by Isotope Dilution GC/HRMS	EPA 1613B
Brominated Diphenyl Ethers by HRGC/HRMS	EPA 1614A
Chlorinated Biphenyl Congeners in Water, Soil, Sediment, and Tissue by GC/HRMS	EPA 1668A/C
Pesticides in Water, Soil, Sediment, Biosolids, and Tissue by HRGC/HRMS	EPA 1699
Perfluorinated Alkyl Acids in Drinking Water by SPE and LC/MS/MS	EPA 537
Polychlorinated Dibenzo-p-Dioxins and Polychlorinated Dibenzofurans by GC/HRMS	EPA 8280A/B
Polychlorinated Dibenzodioxins (PCDDs) and Polychlorinated Dibenzofurans (PCDFs) by GC/HRMS	EPA 8290/8290A

MATRIX: Drinking Water	
Description of Test	**Method**
2,3,7,8-Tetrachlorodibenzo- p-dioxin (2,3,7,8-TCDD) GC/HRMS	EPA 1613
Perfluorinated Alkyl Acids in Drinking Water by SPE and LC/MS/MS	EPA 537

MATRIX: Non-Potable Water	
Description of Test	**Method**
Tetra- through Octa-Chlorinated Dioxins and Furans by Isotope Dilution GC/HRMS	EPA 1613B
Brominated Diphenyl Ethers by HRGC/HRMS	EPA 1614A
Chlorinated Biphenyl Congeners in Water, Soil, Sediment, and Tissue by GC/HRMS	EPA 1668A/C
Pesticides in Water, Soil, Sediment, Biosolids, and Tissue by HRGC/HRMS	EPA 1699
Perfluorinated Alkyl Acids in Drinking Water by SPE and LC/MS/MS	EPA 537
Dioxin by GC/HRMS	EPA 613
Polychlorinated Dibenzo-p-Dioxins and Polychlorinated Dibenzofurans by GC/HRMS	EPA 8280A/B
Polychlorinated Dibenzodioxins (PCDDs) and Polychlorinated Dibenzofurans (PCDFs) by GC/HRMS	EPA 8290/8290A

MATRIX: Solids	
Description of Test	**Method**
Tetra-Octa Chlorinated Dioxins and Furans by Isotope Dilution GC/HRMS	EPA 1613
Tetra- through Octa-Chlorinated Dioxins and Furans by Isotope Dilution GC/HRMS	EPA 1613B
Brominated Diphenyl Ethers by HRGC/HRMS	EPA 1614A
Chlorinated Biphenyl Congeners in Water, Soil, Sediment, and Tissue by GC/HRMS	EPA 1668A/C
Perfluorinated Alkyl Acids in Drinking Water by SPE and LC/MS/MS	EPA 537
Polychlorinated Dibenzo-p-Dioxins and Polychlorinated Dibenzofurans by GC/HRMS	EPA 8280A/B
Polychlorinated Dibenzodioxins (PCDDs) and Polychlorinated Dibenzofurans (PCDFs) by GC/HRMS	EPA 8290/8290A

Vista Analytical Laboratory

CHAIN OF CUSTODY

For Laboratory Use Only
Work Order #: 1802861 Temp: ~~-0.7~~ WWS 2.0°C °C
Storage ID: WR-2 Storage Secured: Yes ☑ No ☐

Project ID: **Wurtsmith** PO#: **60518528** Sampler: **Ron Friend** (name)

TAT (check one): Standard: [x] 21 days
Rush (surcharge may apply) ☐ 14 days ☐ 7 days Specify:

Invoice to: Name	Company	Address	City	State	Ph#	Fax#
Mike Jury	MDEQ	4001 Ketchum St, Suite B	Bay City	MI	989-894-6255	989-891-9237

Relinquished by (printed name and signature)	Date	Time	Received by (printed name and signature)	Date	Time
Stanley Krenz [signature]	8/30/18	1200	Kim Eirl [signature]	8/31/18	1029
Relinquished by (printed name and signature)	Date	Time	Received by (printed name and signature)	Date	Time

SHIP TO: Vista Analytical Laboratory
1104 Windfield Way
El Dorado Hills, CA 95762
(916) 673-1520 * Fax (916) 673-0106

ATTN: Jennifer Miller

Method of Shipment:

Tracking No.:

Add Analysis(es) Requested

Container(s)

Sample ID	Date	Time	Location/Sample Description	Quantity	Type	Matrix	Mod. EPA Method 537: PFOA/ PFOS	UCMR3 PFAS List:6	537 List: 14	Full List of 24	Other: Please List Below	Branch and Linear	EPA Method 537(DW only): PFOA/ PFOS	UCMR3 PFAS List:6	PFAS List: 14	Comments
PW1808291255GC	8/29/18	1255	PW ASR 01	2	P	AQ						X				
PW1808291430GC	8/29/18	1430	PW ASR 02	2	P	AQ						X				
PW1808291515GC	8/29/18	1515	PW ASR 03	2	P	AQ						X				
PW1808291545GC	8/29/18	1545	PW ASR 04	2	P	AQ						X				

Special Instructions/Comments: **Send Results and Acknowledgements to:**

jeremiah.morse@aecom.com
Nic.Ropotos@aecom.com Dorin.Bogdan@aecom.com
Robert.Kennedy@aecom.com
Geoffrey.Groff@aecom.com
Jim.Carbone@aecom.com

SEND DOCUMENTATION AND RESULTS TO:

Name: **Mike Jury**
Company: **MDEQ - Saginaw Bay District**
Address: **4001 Ketchum St, Suite B**
City: **Bay City** State: MI Zip: 48708
Phone: **989-894-6255** Fax:
Email: Jurlm1@michigan.gov

Container Types: P= HDPE, PJ= HDPE Jar
O = Other:

Bottle Preservation Type: T = Thiosulfate,
TZ = Trizma: None

Matrix Types: AQ = Aqueous, DW = Drinking Water, EF = Effluent, PP = Pulp/Paper, SD = Sediment,
SL = Sludge, SO = Soil, WW = Wastewater, B = Blood/Serum, O = Other:

Vista Analytical Laboratory

Sample Log in Checklist

PAGE # 1 of 2
WO# 1802861
SDG# –
TAT std

Section 1: Container Receipt

Delivered By: ☑ FedEx ☐ UPS ☐ On Trac ☐ GSO ☐ DHL ☐ Hand Delivered ☐ Other:

Number of Containers	Arrival Date	Arrival time	Cooler Received LR-SLC Initiated By/Date
2	8/31/18	0912	KE 08/31/18

Section 2: Sample Receipt Condition and Initial Storage

Container Condition	Chain of Custody	Preservation Type	Temperature	Storage Location	Initials/ Date
☑ Shipping container intact ☑ Shipping seals intact ☑ Custody Seals present ☑ Custody seals intact	☐ COC present ☐ Multiple COC's: IN COOLER #1 ☐ "Relinquished By" Section complete	☑ Ice ☐ Blue Ice ☐ Dry Ice ☐ Other	Thermometer ID: **IR-4** ☐ Probe used Temp (uncorrected): 2.1 °C Temp (corrected): 2.0 °C	☑ WR2 ☐ WF2 ☐ NA	KE 8/31/18

Section 3: Sample Log In

Airbill/Trk # 7731 0171 6631 2 OF 2

	By/date
Shipping container ☑ Vista ☐ Client ☑ Retain ☐ Return ☐ Dispose	
Log In Time: 0847	KE 09/05/18
COC clearly identifies: • Sample name • Sample matrix • Test method • Sample collection date or time • Collector's name • Preservation type	☑ Acceptable ☐ Not acceptable – anomaly form required KE 09/05/18
All samples present and accounted for on COC	KE 09/05/18
Sample IDs are legible	KE 09/05/18
Samples conform to the description on the COC	KE 09/05/18
Samples are intact and suitable for testing	KE 09/05/18
Preservation documented as required: ☑ NA ☐ $Na_2S_2O_3$ ☐ Trizma ☐ Other _____	KE 09/05/18
Samples stored ☑ WR2 Shelf: A3/E6 ☐ WF2 Shelf: _____ ☐ R1 Shelf: _____	KE 09/05/18

Comments:
~~SEE~~ ATTACH INVENTORY

2 OF 2

Vista Analytical Laboratory

Sample Inventory

WO#: 1802861
Cooler # 2 of 2

Sample Label ID	COC ID # Notes
PW1808291255GC	- MATCHES -
PW1808291410GC	DOESN'T MATCH PW1808291430GC TIME SAMPLED: 1430 DATE SAMPLED: 08/29/18
PW1808291515GC	- MATCHES -
PW1808291545GC	- MATCHES -
	Recorded By/Date: KE 09/05/18

Chain of Custody Anomaly/Sample Acceptance Form

Vista Analytical Laboratory

Merit Laboratories, Inc.
Maya Murshak
mayamurshak@meritlabs.com
(517) 827-2744

Workorder Number: 1802861
Date Received: 31-Aug-18 09:12
Documented by/date: K. Elric 09/05/18

Please review the following information and complete the Client Authorization section. To comply with NELAC regulations, we must receive authorization before proceeding with sample analysis.

Thank you,

Martha Maier
mmaier@vista-analytical.com
916-673-1520

[X] Sample IDs on Chain of Custody do not match Sample Container Labels

Chain of Custody ID	Container Label ID
PW1808291430GC	PW1808291410GC

Client Authorization

Proceed with Analysis: (YES) NO Signature and Date [signature] 9/7/18

Client Comments/Instructions Per Doin Bogdan via email, use COC ID.

EXTRACTION INFORMATION

PRIORITY

Process Sheet

Workorder: 1802861

Prep Expiration: 2018-Sep-12

Client: Merit Laboratories, Inc.

Workorder Due: ~~24~~ 21-Sep-18 Sep-18 00:00

TAT: ~~24~~ 21

Method: **537M Linear All/Branched/Total PFHxS/PFOA/PFOS**

Matrix: **Aqueous**

Prep Batch: B8I0028 9/7/18

Prep Data Entered: 9/11/18 Date and Initials

Version: MI (24 Analytes) L/B/T

Initial Sequence:

LabSampID	A/B	Prep Rec	Spike Rec	ClientSampleID	Comments	Location	Container
1802861-01	"A"	☑	☑	PW1808291255GC		WR-2 A-3	HDPE Bottle, 250 mL
1802861-02	↓	☐	☐	PW1808291430GC	PW1808281410GC ✓	WR-2 A-3	HDPE Bottle, 250 mL
1802861-03	↓	☑	☑	PW1808291515GC		WR-2 A-3	HDPE Bottle, 250 mL
1802861-04	↓	☑	☑	PW1808291545GC		WR-2 A-3	HDPE Bottle, 250 mL

Sample labels may not reconcile w/ COC - okay to proceed w/ analysis.

9/5/18

WO Comments: **L/B/T PFOA, PFOS, PFHxS, all others linear only.**

Pre-Prep Check Out: HB 9/6/18

Pre-Prep Check In: HB 9/6/18

Prep Check Out: wy 9/10/18

Prep Check In: NA

Prep Reconciled Initals/Date: HB 9/6/18

Spike Reconciled Initals/Date: wy 9/10/18

VialBoxID: Elephant

PREPARATION BENCH SHEET

Matrix: Aqueous

Method: 537M Linear All/Branched/Total PFHxS/PFOA/
Method: 537M PFAS

B8I0028

Chemist: 7R
Prep Date: 9-10-18
Prep Time: 8:40

Prepared using: LCMS - SPE Extraction-LCMS

Date/Initals: HB 9/7/18 | BalanceID: HRMS-8

Cen	VISTA Sample ID	pH Before	pH After	Chlorine (Cl)	Drops HCl Added	Bottle + Sample (g)	Bottle Only (g) 9/11/18	Sample Amt. (L) 9/11/18	IS/NS CHEM/WIT DATE	SPE	RS CHEM/WIT DATE
☐	B8I0028-BLK1	5	2	0	2	NA	NA	(0.250)	7R wy 9-10-18	wy 9/10/18	7R wy 9-10-18
☐	B8I0028-BS1	5	2	0	2	↓	↓	(0.250)	↓	↓	↓
☐	1802798-01	7	2	0	3	139.97	26.59	0.11338			
☐	1802848-01	5	2	0	2	144.87	27.03	0.11784			
☐	1802848-02	5	2	0	2	145.48	26.87	0.11861			
☐	1802848-03	5	2	0	2	141.90	26.81	0.11509			
☒	1802848-04 (B)	5	2	0	2	137.20	26.75	0.11045			
☐	1802848-05	5	2	0	2	138.75	26.78	0.11197			
☐	1802848-06	4	2	0	2	147.50	26.89	0.12061			
☒	1802848-07	5	2	0	2	138.06	26.89	0.11117			
☐	1802849-01	5	2	0	2	142.58	26.74	0.11584			
☐	1802849-02	5	2	0	2	144.27	26.76	0.11751			
☐	1802849-03	4	2	0	2	142.09	26.94	0.11515			
☐	1802850-01	5	2	0	2	142.74	26.77	0.11597			
☒	1802861-01	5	2	0	5	271.07	37.48	0.23353 ✓			
☒	1802861-02 (A)	6	2	0	5	257.30	37.16	0.22014 ✓			

IS: 18H1301, 10µL (V7)
IS SUP: N/A
NS: 18H1304, 10µL (V4)
RS: 18H1302, 10µL (V7)

SPE Chem: Strata-X-AW 33µm 200mg/6mL
Ele SOLV: MeOH / 0.5% NH4OH in MeOH
Final Volume(s) 1mL

Notes: (A) sample centrifuged 2x. HB 9/7/18
(B) sample centrifuged, but the bottle remained stained. HB 9/7/18

Comments: Assume 1 g = 1 mL
Cen = Centrifuged

PREPARATION BENCH SHEET

Matrix: Aqueous

Method: 537M Linear All/Branched/Total PFHxS/PFOA/
Method: 537M PFAS

B8I0028

Chemist: 7R
Prep Date: 9·10·18
Prep Time: 8:40

Prepared using: LCMS - SPE Extraction-LCMS

Date/Initals: HB 9/7/18 | BalanceID: HRMS-8

Cen	VISTA Sample ID	pH Before	pH After	Chlorine (Cl)	Drops HCl Added	Bottle + Sample (g) HB 9/7/18	Bottle Only (g) 9/11/18	Sample Amt. (L) 9/11/18	IS/NS CHEM/WIT DATE	SPE	RS CHEM/WIT DATE
☒	1802861-03	6	2	0	7	~~274.11~~ 251.80	37.39	0.21441	7R my 9.10.18	my 9/10/18	7R my 9.10.18
☒	1802861-04	6	2	0	3	272.17	37.25	0.23492	↓	↓	↓

IS: 18H1301, 10µL (V7)	SPE Chem: Strata-X-AW 33µm 200mg/6mL	Notes:
IS SUP: N/A	Ele SOLV: MeOH / 0.5% NH4OH in MeOH	
NS: 18H1304, 10µL (V4)	Final Volume(s) 1mL	
RS: 18H1302, 10µL (V7)		

Comments: Assume 1 g = 1 mL
Cen = Centrifuged

Batch: B8I0028

Matrix: Aqueous

LabNumber	WetWeight (Initial)	% Solids (Extraction Solids)	DryWeight	Final	Extracted	Ext By	Spike	SpikeAmount	ClientMatrix	Analysis
1802798-01	0.11338	NA	NA	1000	10-Sep-18 08:40	FBR			Drinking Water	537M PFAS
1802848-01	0.11784			1000	10-Sep-18 08:40	FBR			Aqueous	537M PFAS
1802848-02	0.11861			1000	10-Sep-18 08:40	FBR			Aqueous	537M PFAS
1802848-03	0.11509			1000	10-Sep-18 08:40	FBR			Aqueous	537M PFAS
1802848-04	0.11045			1000	10-Sep-18 08:40	FBR			Aqueous	537M PFAS
1802848-05	0.11197			1000	10-Sep-18 08:40	FBR			Aqueous	537M PFAS
1802848-06	0.12061			1000	10-Sep-18 08:40	FBR			Aqueous	537M PFAS
1802848-07	0.1117			1000	10-Sep-18 08:40	FBR			Aqueous	537M PFAS
1802849-01	0.11584			1000	10-Sep-18 08:40	FBR			Aqueous	537M PFAS
1802849-02	0.11751			1000	10-Sep-18 08:40	FBR			Aqueous	537M PFAS
1802849-03	0.11515			1000	10-Sep-18 08:40	FBR			Aqueous	537M PFAS
1802850-01	0.11597			1000	10-Sep-18 08:40	FBR			Aqueous	537M PFAS
1802861-01	0.23353			1000	10-Sep-18 08:40	FBR			Aqueous	537M Linear All/Branched/
1802861-02	0.22014			1000	10-Sep-18 08:40	FBR			Aqueous	537M Linear All/Branched/
1802861-03	0.21441			1000	10-Sep-18 08:40	FBR			Aqueous	537M Linear All/Branched/
1802861-04	0.23492			1000	10-Sep-18 08:40	FBR			Aqueous	537M Linear All/Branched/
B8I0028-BLK1	0.25			1000	10-Sep-18 08:40	FBR				QC
B8I0028-BS1	0.25			1000	10-Sep-18 08:40	FBR	18H1304	10		QC

9/11/18

Printed: 9/11/2018 10:00:02AM

Sample Data – PFAS Isotope Dilution Method

MMM 9/20/2018

Dataset: Z:\Projects\PFAS.PRO\Results\180919M1\180919M1-14.qld

Last Altered: Thursday, September 20, 2018 13:58:09 Pacific Daylight Time
Printed: Thursday, September 20, 2018 13:58:45 Pacific Daylight Time

Name: 180919M1_14, Date: 19-Sep-2018, Time: 18:23:34, ID: B8I0028-BLK1 Method Blank 0.25, Description: Method Blank

	#	Name	Trace	Area	IS Area	wt/vol	RRF	RT	Respon...	Conc.	%Rec	Ion Ratio	Ratio Out?
1	1	PFBA	213.0 > 168.8		1.12e4	0.250							
2	2	PFPeA	263.1 > 218.9		1.45e4	0.250							
3	3	PFBS	299.0 > 79.7		2.23e3	0.250							
4	4	4:2 FTS	327.2>307.2	3.40e0	4.14e3	0.250	0.000	2.93	0.0103			0.977	YES
5	5	PFHxA	313 > 269		9.71e3	0.250							
6	36	13C3-PFBA	216.1 > 171.8	1.12e4	1.44e4	0.250	0.779	1.26	9.73	51.8199	103.6		
7	37	13C3-PFPeA	266. > 221.8	1.45e4	2.46e4	0.250	0.587	2.23	7.34	52.0967	104.2		
8	38	13C3-PFBS	302. > 98.8	2.23e3	4.00e3	0.250	0.557	2.52	6.97	55.4563	110.9		
9	39	13C2-4:2 FTS	329.2>308.9	4.14e3	4.00e3	0.250	1.04	2.93	12.9	47.4282	94.9		
10	40	13C2-PFHxA	315 > 270	9.71e3	2.46e4	0.250	0.986	3.03	4.93	20.8957	104.5		
11	-1												
12	7	PFHpA	363.0 > 318.9		1.50e4	0.250							
13	6	PFPeS	349.1>80.1		2.23e3	0.250							
14	8	L-PFHxS	398.9 > 79.6	1.06e1	1.80e3	0.250	0.000	3.80	0.0736	0.2794		1.26	NO
15	9	Br-PFHxS	398.9 > 79.6		1.80e3	0.250							
16	68	Total PFHxS	398.9 > 79.6	1.06e1	1.80e3	0.250			0.0736	0.2794			
17	38	13C3-PFBS	302. > 98.8	2.23e3	4.00e3	0.250	0.557	2.52	6.97	55.4563	110.9		
18	41	13C4-PFHpA	367.2 > 321.8	1.50e4	2.46e4	0.250	0.610	3.65	7.62	54.0320	108.1		
19	42	18O2-PFHxS	403.0 > 102.6	1.80e3	4.00e3	0.250	0.449	3.81	5.61	56.2006	112.4		
20	42	18O2-PFHxS	403.0 > 102.6	1.80e3	4.00e3	0.250	0.449	3.81	5.61	56.2006	112.4		
21	42	18O2-PFHxS	403.0 > 102.6	1.80e3	4.00e3	0.250	0.449	3.81	5.61	56.2006	112.4		
22	-1												
23	10	6:2 FTS	427.1 > 407	1.95e1	4.98e3	0.250	0.000	4.12	0.0488	0.2227		2.68	NO
24	11	L-PFOA	412.8 > 368.9	9.46e1	2.42e4	0.250	0.000	4.18	0.0489	0.0653		5.15	YES
25	12	Br-PFOA	412.8 > 368.9		2.42e4	0.250							
26	69	Total PFOA	412.8 > 368.9	9.46e1	2.42e4	0.250			0.0489	0.0653			
27	13	PFHpS	449 > 80.0		4.60e3	0.250							
28	43	13C2-6:2 FTS	429.1 > 408.9	4.98e3	4.36e3	0.250	1.14	4.12	14.3	49.1213	98.2		
29	44	13C2-PFOA	414.9 > 369.7	2.42e4	3.55e4	0.250	0.683	4.18	8.53	48.6448	97.3		
30	44	13C2-PFOA	414.9 > 369.7	2.42e4	3.55e4	0.250	0.683	4.18	8.53	48.6448	97.3		
31	44	13C2-PFOA	414.9 > 369.7	2.42e4	3.55e4	0.250	0.683	4.18	8.53	48.6448	97.3		
32	47	13C8-PFOS	507.0 > 79.9	4.60e3	4.36e3	0.250	1.05	4.71	13.2	50.3317	100.7		
33	-1												
34	16	L-PFOS	498.9 > 79.9	3.11e1	4.60e3	0.250	0.000	4.70	0.0844	0.3002		2.35	NO
35	17	Br-PFOS	498.9 > 79.9	1.10e1	4.60e3	0.250	0.000	4.57	0.0299	0.0816		1.02	NO
36	70	Total PFOS	498.9 > 79.9	4.21e1	4.60e3	0.250			0.114	0.3818			

GM 9/20/2018

MMM 9/20/2018

Dataset: Z:\Projects\PFAS.PRO\Results\180919M1\180919M1-14.qld

Last Altered: Thursday, September 20, 2018 13:58:09 Pacific Daylight Time
Printed: Thursday, September 20, 2018 13:58:45 Pacific Daylight Time

Name: 180919M1_14, Date: 19-Sep-2018, Time: 18:23:34, ID: B8I0028-BLK1 Method Blank 0.25, Description: Method Blank

	#	Name	Trace	Area	IS Area	wt/vol	RRF	RT	Respon...	Conc.	%Rec	Ion Ratio	Ratio Out?
37	14	PFNA	463.0 > 418.8		2.44e4	0.250							
38	15	PFOSA	497.9 > 77.9		2.89e3	0.250							
39	47	13C8-PFOS	507.0 > 79.9	4.60e3	4.36e3	0.250	1.05	4.71	13.2	50.3317	100.7		
40	47	13C8-PFOS	507.0 > 79.9	4.60e3	4.36e3	0.250	1.05	4.71	13.2	50.3317	100.7		
41	47	13C8-PFOS	507.0 > 79.9	4.60e3	4.36e3	0.250	1.05	4.71	13.2	50.3317	100.7		
42	45	13C5-PFNA	468.2 > 422.9	2.44e4	2.78e4	0.250	0.879	4.62	11.0	45.4806	91.0		
43	46	13C8-PFOSA	506.1 > 77.7	2.89e3	3.53e4	0.250	0.0819	4.68	1.02	24.5978	49.2		
44	-1												
45	18	PFDA	513 > 468.8		2.13e4	0.250							
46	19	8:2 FTS	527 > 506.9		4.00e3	0.250							
47	20	PFNS	549.1 > 80.1		4.60e3	0.250							
48	25	PFUdA	563.0 > 518.9	5.51e1	2.60e4	0.250	0.000	5.33	0.0264	0.0645		56.5	YES
49	26	PFDS	598.8 > 79.9		4.60e3	0.250							
50	48	13C2-PFDA	515.1 > 469.9	2.13e4	2.90e4	0.250	0.734	5.00	9.17	39.8529	79.7		
51	49	13C2-8:2 FTS	529.1 > 508.7	4.00e3	4.36e3	0.250	0.916	4.97	11.5	50.6045	101.2		
52	47	13C8-PFOS	507.0 > 79.9	4.60e3	4.36e3	0.250	1.05	4.71	13.2	50.3317	100.7		
53	51	13C2-PFUdA	565 > 519.8	2.60e4	3.53e4	0.250	0.737	5.33	9.21	37.7652	75.5		
54	47	13C8-PFOS	507.0 > 79.9	4.60e3	4.36e3	0.250	1.05	4.71	13.2	50.3317	100.7		
55	-1												
56	21	L-MeFOSAA	570 > 419		6.28e3	0.250							
57	22	Br-MeFOSAA	570. > 419		6.28e3	0.250							
58	71	Total N-MeFOSAA	570. > 419	0.00e0	6.28e3	0.250			0.000				
59	27	PFDoA	612.9 > 569.0		2.43e4	0.250							
60	29	PFTrDA	662.9 > 618.9		2.43e4	0.250							
61	50	d3-N-MeFOSAA	573.3 > 419	6.28e3	3.53e4	0.250	0.178	5.15	2.22	38.6398	77.3		
62	50	d3-N-MeFOSAA	573.3 > 419	6.28e3	3.53e4	0.250	0.178	5.15	2.22	38.6398	77.3		
63	50	d3-N-MeFOSAA	573.3 > 419	6.28e3	3.53e4	0.250	0.178	5.15	2.22	38.6398	77.3		
64	53	13C2-PFDoA	615.0 > 569.7	2.43e4	2.90e4	0.250	0.837	5.62	10.5	37.9472	75.9		
65	53	13C2-PFDoA	615.0 > 569.7	2.43e4	2.90e4	0.250	0.837	5.62	10.5	37.9472	75.9		
66	-1												
67	23	L-EtFOSAA	584.1 > 419		7.03e3	0.250							
68	24	Br-ETFOSAA	584.1 > 419		7.03e3	0.250							
69	72	Total N-EtFOSAA	584.1 > 419	0.00e0	7.03e3	0.250			0.000				
70	30	PFTeDA	712.8 > 669.0		1.70e4	0.250							
71	28	N-MeFOSA	512.1 > 168.9		5.17e0	0.250							
72	52	d5-N-EtFOSAA	589.3 > 419	7.03e3	3.53e4	0.250	0.199	5.32	2.49	38.8294	77.7		

GM 9/20/2018

MMM 9/20/2018

Dataset: Z:\Projects\PFAS.PRO\Results\180919M1\180919M1-14.qld

Last Altered: Thursday, September 20, 2018 13:58:09 Pacific Daylight Time
Printed: Thursday, September 20, 2018 13:58:45 Pacific Daylight Time

Name: 180919M1_14, Date: 19-Sep-2018, Time: 18:23:34, ID: B8I0028-BLK1 Method Blank 0.25, Description: Method Blank

	#	Name	Trace	Area	IS Area	wt/vol	RRF	RT	Respon...	Conc.	%Rec	Ion Ratio	Ratio Out?
73	52	d5-N-EtFOSAA	589.3 > 419	7.03e3	3.53e4	0.250	0.199	5.32	2.49	38.8294	77.7		
74	52	d5-N-EtFOSAA	589.3 > 419	7.03e3	3.53e4	0.250	0.199	5.32	2.49	38.8294	77.7		
75	55	13C2-PFTeDA	714.8 > 669.6	1.70e4	3.53e4	0.250	0.482	6.09	6.03	37.9437	75.9		
76	54	d3-N-MeFOSA	515.2 > 168.9	5.17e0	3.53e4	0.250	0.0000...	5.86	0.00183	0.1391	0.0		
77	-1												
78	31	N-EtFOSA	526.1 > 168.9			0.250							
79	32	PFHxDA	813.1 > 768.6	1.42e2	9.01e3	0.250	0.000	6.44	0.0791	0.1770			
80	33	PFODA	913.1 > 868.8		9.01e3	0.250							
81	34	N-MeFOSE	616.1 > 58.9			0.250							
82	35	N-EtFOSE	630.1 > 58.9			0.250							
83	56	d5-N-ETFOSA	531.1 > 168.9		3.53e4	0.250							
84	57	13C2-PFHxDA	815 > 769.7	9.01e3	3.53e4	0.250	0.637	6.44	3.19	13.6637	68.3		
85	57	13C2-PFHxDA	815 > 769.7	9.01e3	3.53e4	0.250	0.637	6.44	3.19	13.6637	68.3		
86	58	d7-N-MeFOSE	623.1 > 58.9		3.53e4	0.250							
87	59	d9-N-EtFOSE	639.2 > 58.8		3.53e4	0.250							
88	-1												
89	73	TCDA	498.3>106.9			0.250							
90	61	13C5-PFHxA	318 > 272.9	2.46e4	2.46e4	0.250	1.00	3.03	12.5	50.0000	100.0		
91	60	13C4-PFBA	217. > 172	1.44e4	1.44e4	0.250	1.00	1.26	12.5	50.0000	100.0		
92	62	13C3-PFHxS	401.8 > 79.9	4.00e3	4.00e3	0.250	1.00	3.81	12.5	50.0000	100.0		
93	63	13C8-PFOA	420.9 > 376	3.55e4	3.55e4	0.250	1.00	4.18	12.5	50.0000	100.0		
94	47	13C8-PFOS	507.0 > 79.9	4.60e3	4.36e3	0.250	1.05	4.71	13.2	50.3317	100.7		
95	64	13C9-PFNA	472.2 > 426.9	2.78e4	2.78e4	0.250	1.00	4.62	12.5	50.0000	100.0		
96	65	13C4-PFOS	503 > 79.9	4.36e3	4.36e3	0.250	1.00	4.71	12.5	50.0000	100.0		
97	66	13C6-PFDA	519.1 > 473.7	2.90e4	2.90e4	0.250	1.00	5.00	12.5	50.0000	100.0		
98	67	13C7-PFUdA	570.1 > 524.8	3.53e4	3.53e4	0.250	1.00	5.33	12.5	50.0000	100.0		

GM 9/20/2018

Vista Analytical Laboratory

MMM 9/20/2018

Dataset: Z:\Projects\PFAS.PRO\Results\180919M1\180919M1-14.qld

Last Altered: Thursday, September 20, 2018 13:58:09 Pacific Daylight Time
Printed: Thursday, September 20, 2018 13:58:45 Pacific Daylight Time

Method: Z:\Projects\PFAS.pro\MethDB\PFAS_FULL_80C_091918.mdb 20 Sep 2018 08:42:56
Calibration: Z:\Projects\PFAS.pro\CurveDB\C18_VAL-PFAS_Q4_09-18-18.cdb 19 Sep 2018 09:23:23

Name: 180919M1_14, Date: 19-Sep-2018, Time: 18:23:34, ID: B8I0028-BLK1 Method Blank 0.25, Description: Method Blank

PFBA

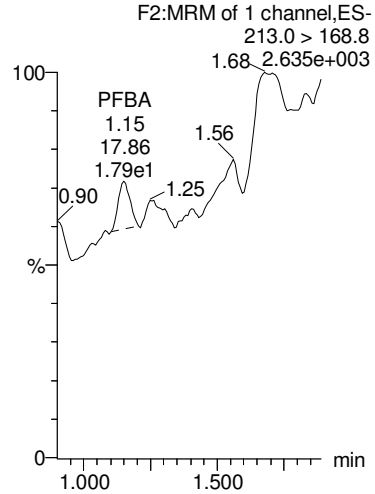

PFPeA

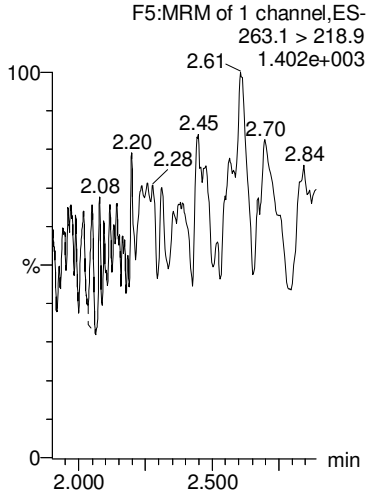

PFBS

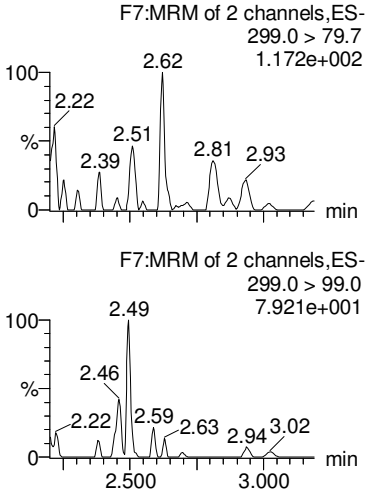

4:2 FTS

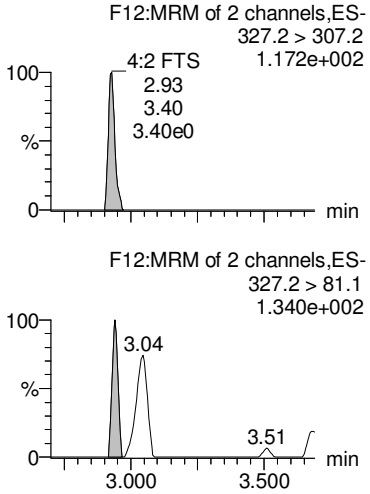

PFHxA

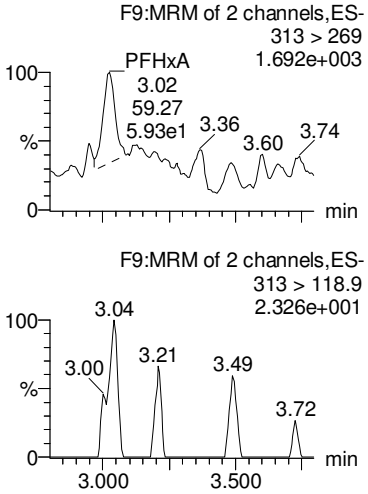

13C3-PFBA

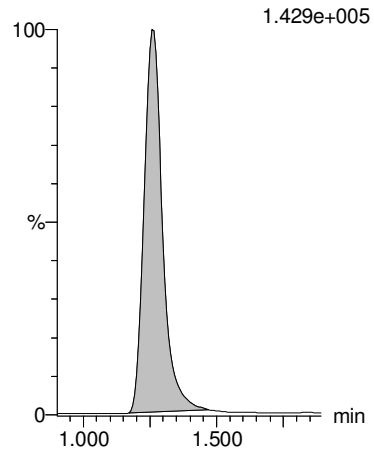

13C3-PFPeA

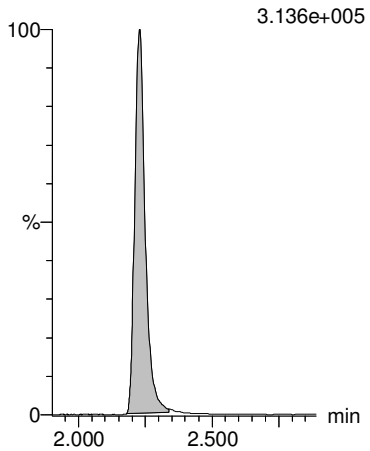

13C3-PFBS

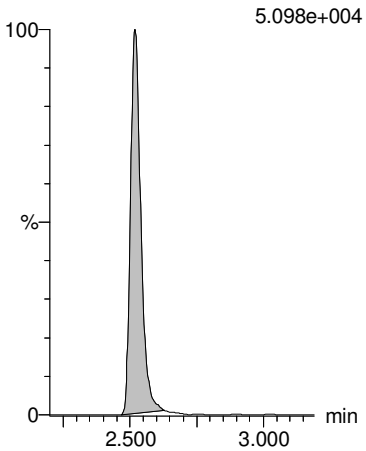

13C2-4:2 FTS

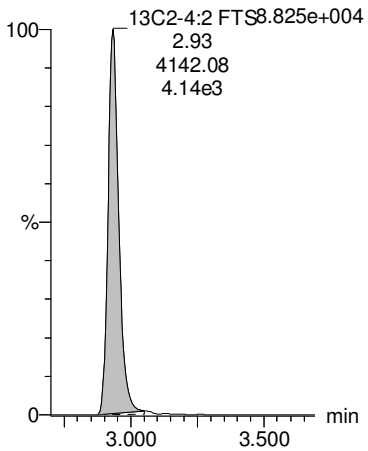

13C2-PFHxA

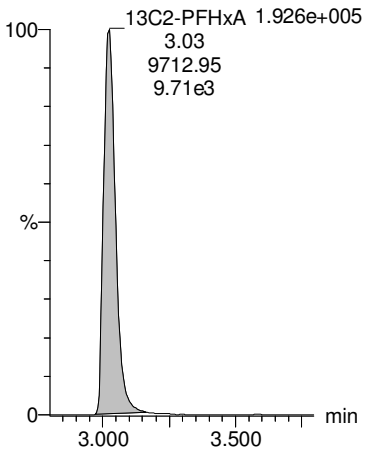

GM 9/20/2018

MMM 9/20/2018

Dataset: Z:\Projects\PFAS.PRO\Results\180919M1\180919M1-14.qld

Last Altered: Thursday, September 20, 2018 13:58:09 Pacific Daylight Time
Printed: Thursday, September 20, 2018 13:58:45 Pacific Daylight Time

Name: 180919M1_14, Date: 19-Sep-2018, Time: 18:23:34, ID: B8I0028-BLK1 Method Blank 0.25, Description: Method Blank

PFHpA

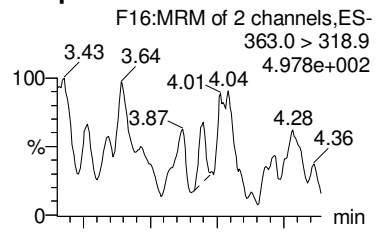

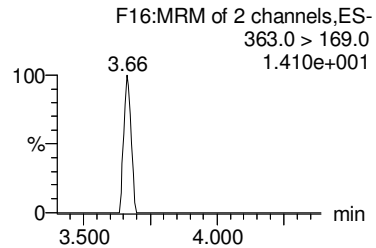

PFPeS

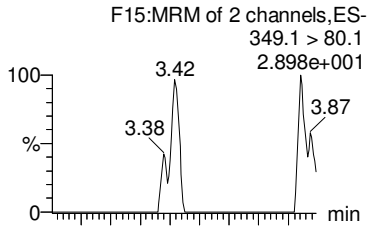

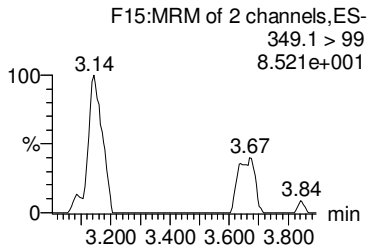

L-PFHxS

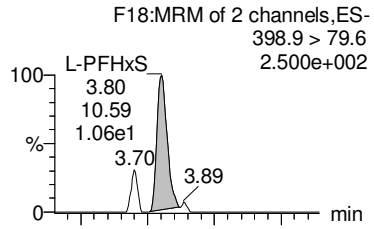

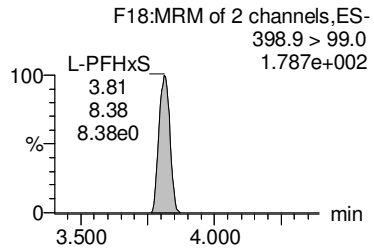

Br-PFHxS

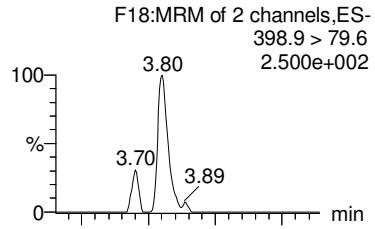

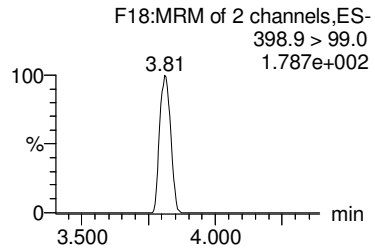

Total PFHxS

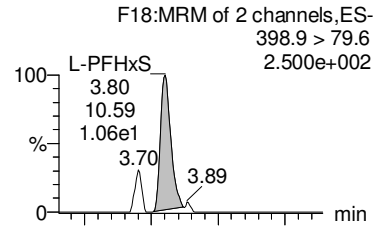

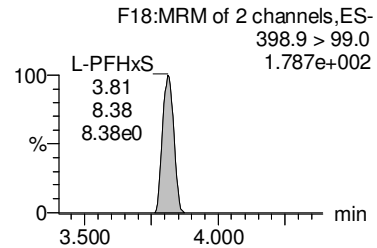

13C3-PFBS

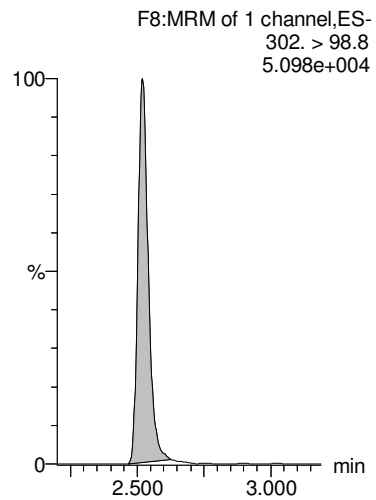

13C4-PFHpA

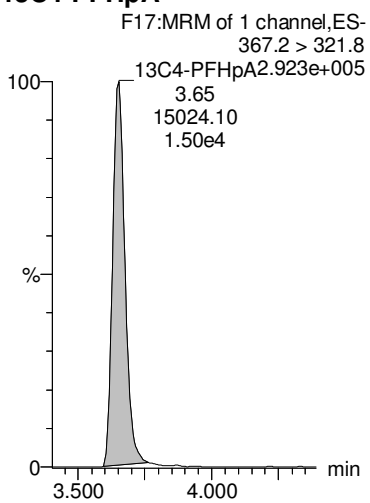

18O2-PFHxS

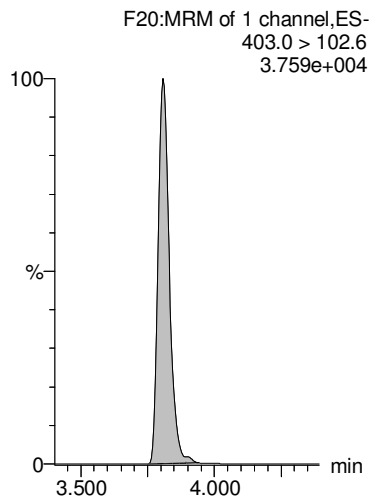

18O2-PFHxS

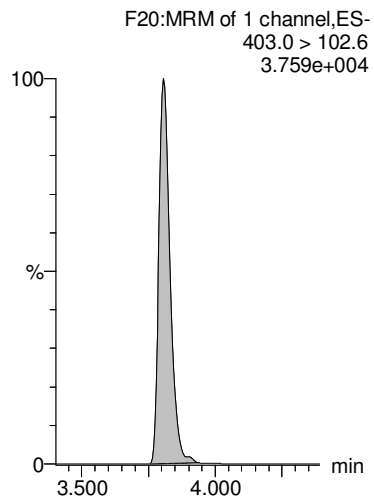

18O2-PFHxS

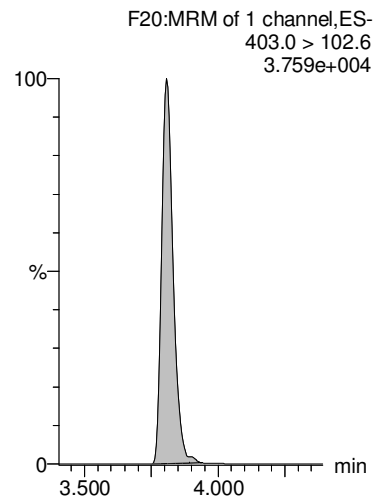

GM 9/20/2018

MMM 9/20/2018

Dataset: Z:\Projects\PFAS.PRO\Results\180919M1\180919M1-14.qld

Last Altered: Thursday, September 20, 2018 13:58:09 Pacific Daylight Time
Printed: Thursday, September 20, 2018 13:58:45 Pacific Daylight Time

Name: 180919M1_14, Date: 19-Sep-2018, Time: 18:23:34, ID: B8I0028-BLK1 Method Blank 0.25, Description: Method Blank

6:2 FTS

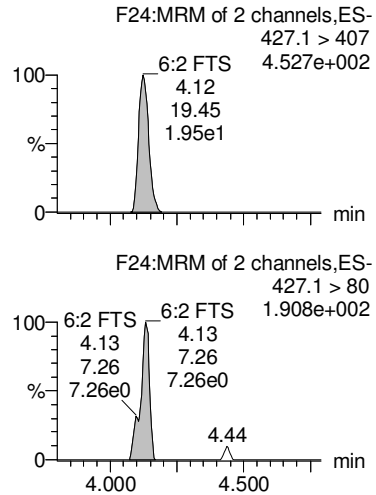

L-PFOA

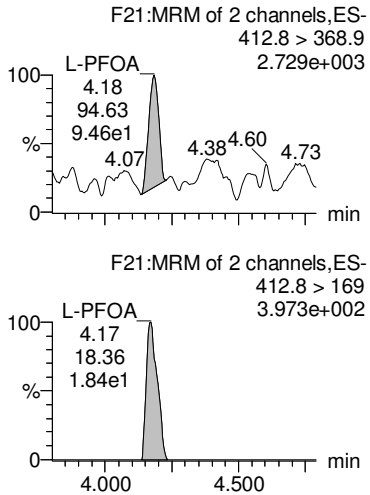

Br-PFOA

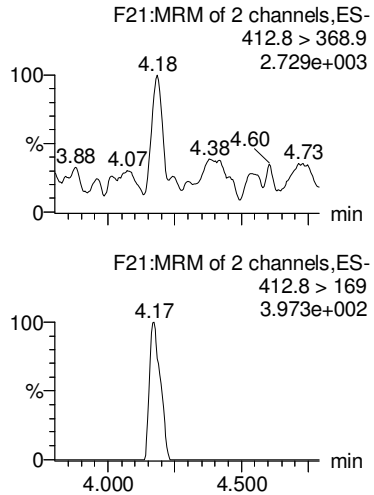

Total PFOA

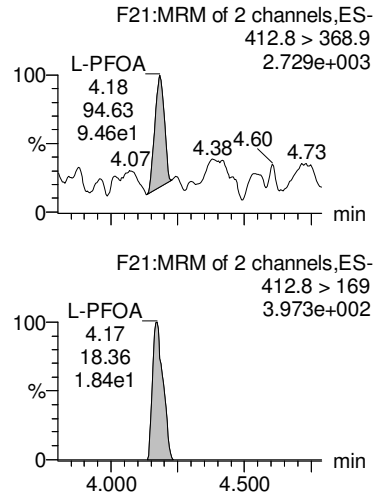

PFHpS

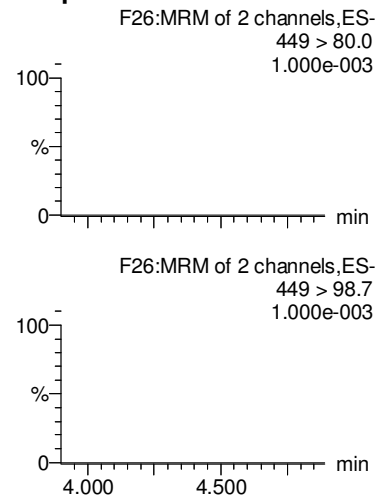

13C2-6:2 FTS

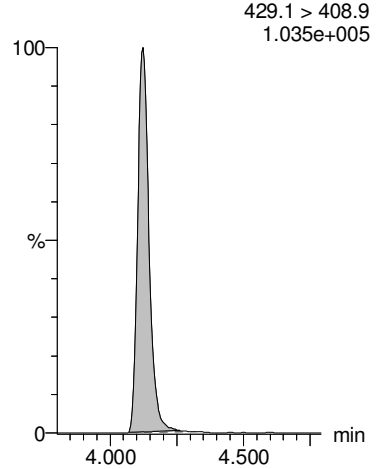

13C2-PFOA

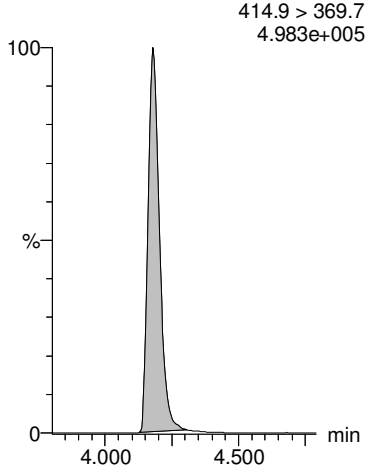

13C2-PFOA

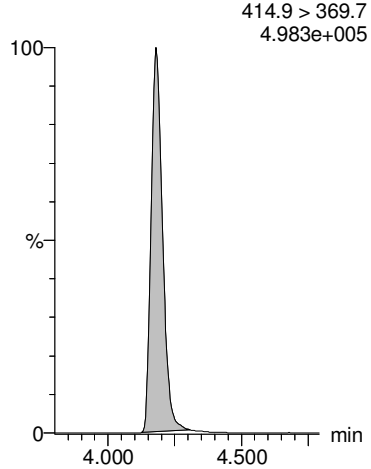

13C2-PFOA

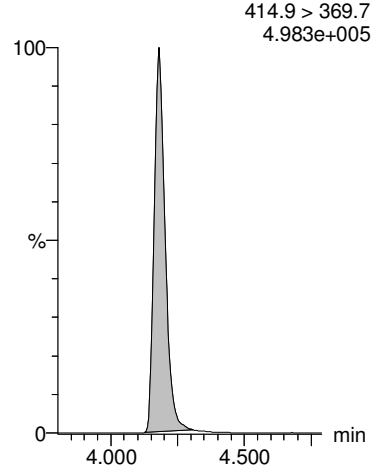

13C8-PFOS

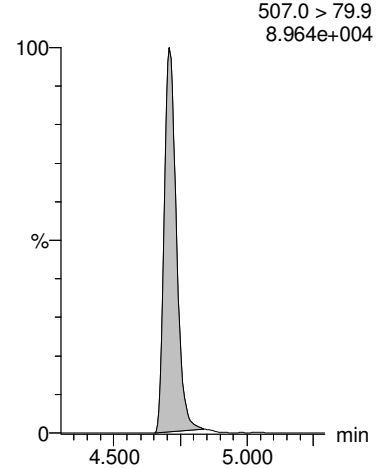

GM 9/20/2018

Vista Analytical Laboratory

MMM 9/20/2018

Dataset: Z:\Projects\PFAS.PRO\Results\180919M1\180919M1-14.qld

Last Altered: Thursday, September 20, 2018 13:58:09 Pacific Daylight Time
Printed: Thursday, September 20, 2018 13:58:45 Pacific Daylight Time

Name: 180919M1_14, Date: 19-Sep-2018, Time: 18:23:34, ID: B8I0028-BLK1 Method Blank 0.25, Description: Method Blank

L-PFOS

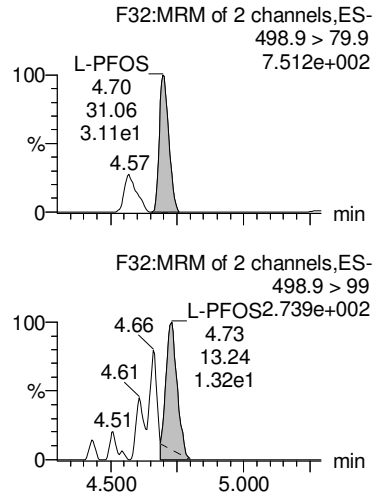

Br-PFOS

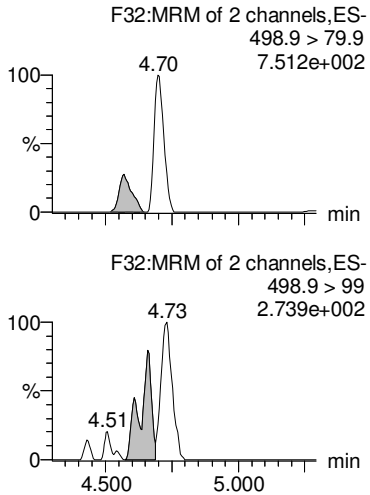

Total PFOS

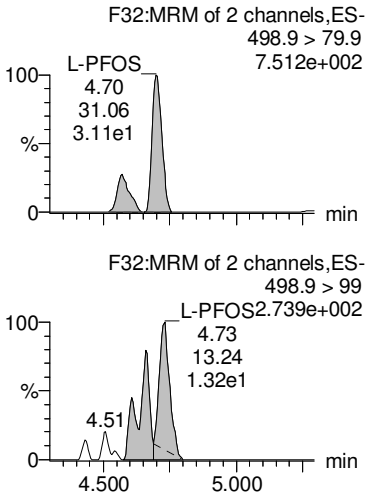

PFNA

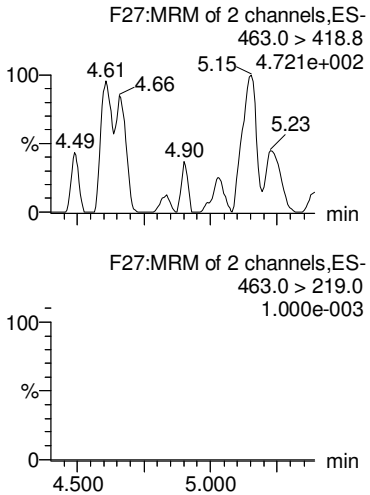

PFOSA

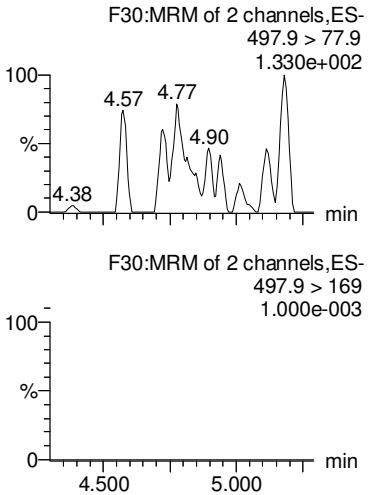

13C8-PFOS

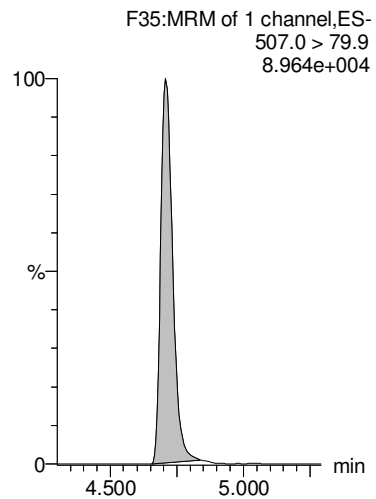

13C8-PFOS

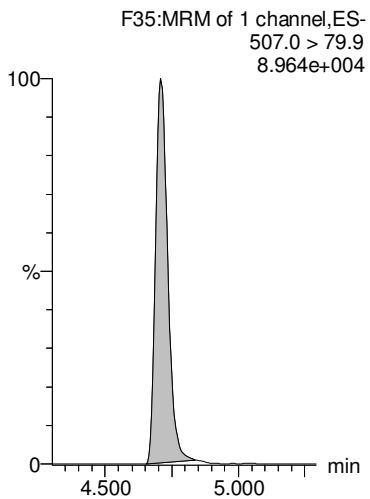

13C8-PFOS

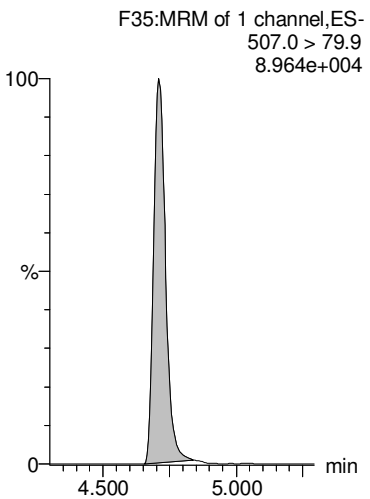

13C5-PFNA

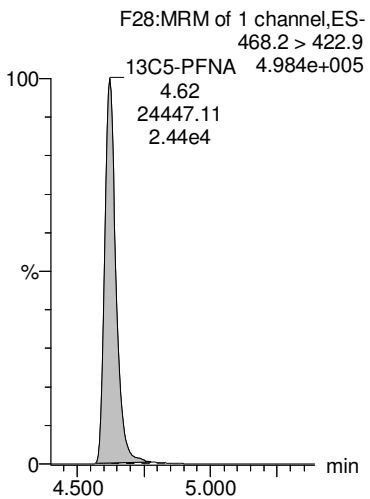

13C8-PFOSA

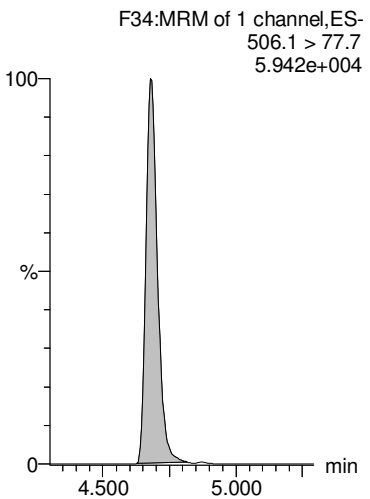

GM 9/20/2018

Vista Analytical Laboratory

MMM 9/20/2018

Dataset: Z:\Projects\PFAS.PRO\Results\180919M1\180919M1-14.qld

Last Altered: Thursday, September 20, 2018 13:58:09 Pacific Daylight Time
Printed: Thursday, September 20, 2018 13:58:45 Pacific Daylight Time

Name: 180919M1_14, Date: 19-Sep-2018, Time: 18:23:34, ID: B8I0028-BLK1 Method Blank 0.25, Description: Method Blank

PFDA

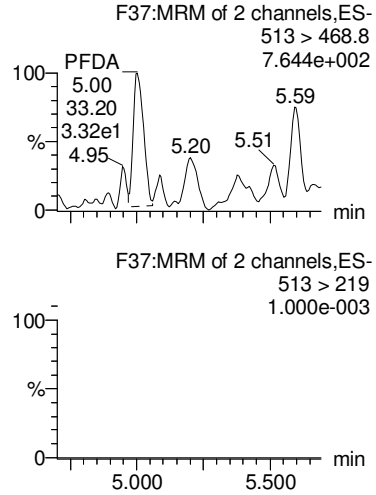

8:2 FTS

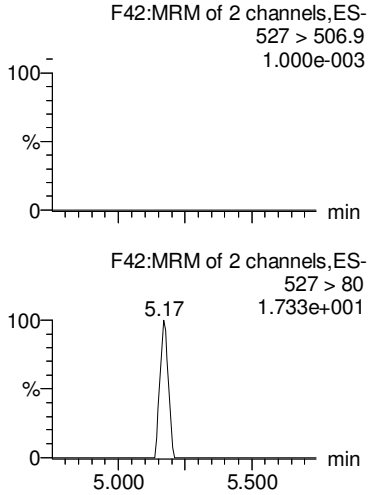

PFNS

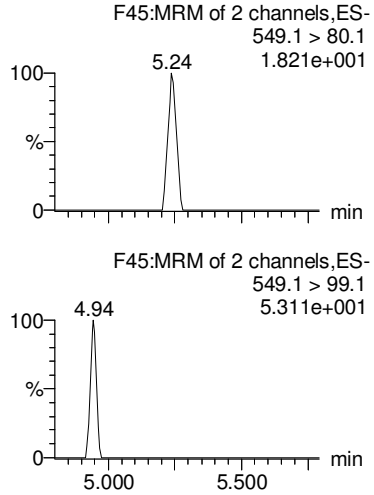

PFUdA

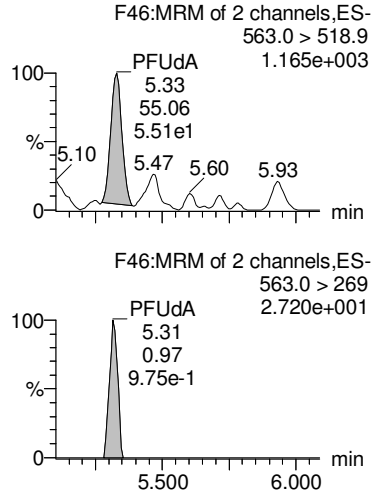

PFDS

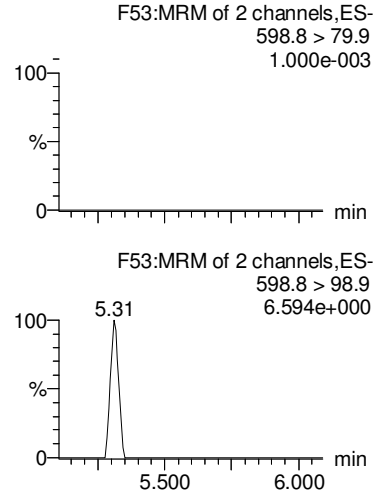

13C2-PFDA

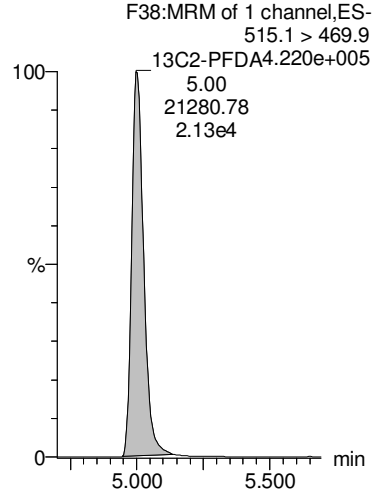

13C2-8:2 FTS

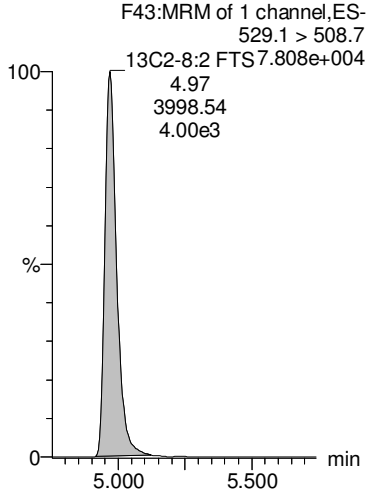

13C8-PFOS

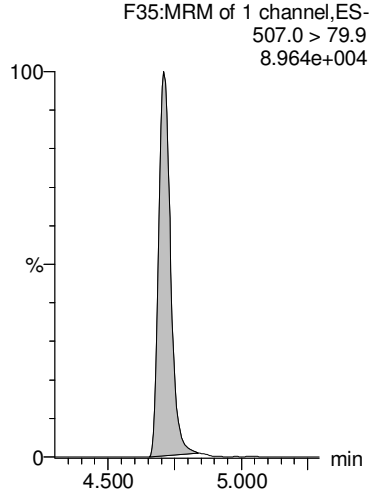

13C2-PFUdA

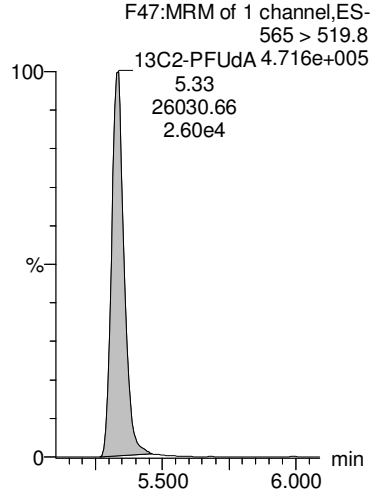

13C8-PFOS

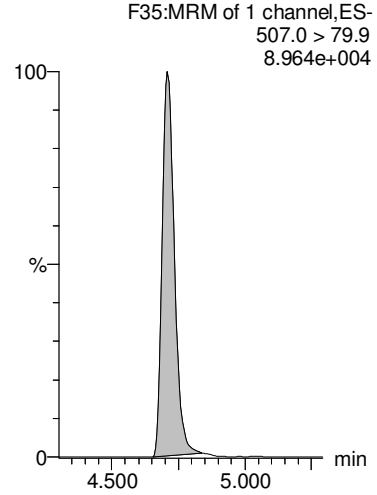

GM 9/20/2018

MMM 9/20/2018

Dataset: Z:\Projects\PFAS.PRO\Results\180919M1\180919M1-14.qld

Last Altered: Thursday, September 20, 2018 13:58:09 Pacific Daylight Time
Printed: Thursday, September 20, 2018 13:58:45 Pacific Daylight Time

Name: 180919M1_14, Date: 19-Sep-2018, Time: 18:23:34, ID: B8I0028-BLK1 Method Blank 0.25, Description: Method Blank

L-MeFOSAA

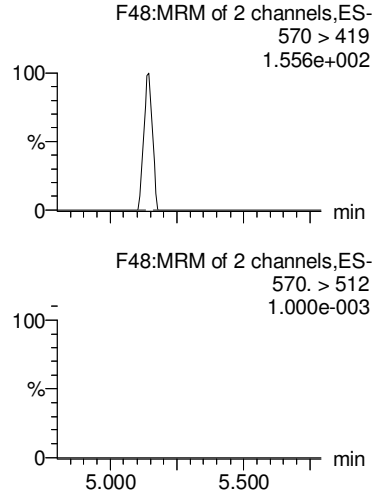

Br-MeFOSAA

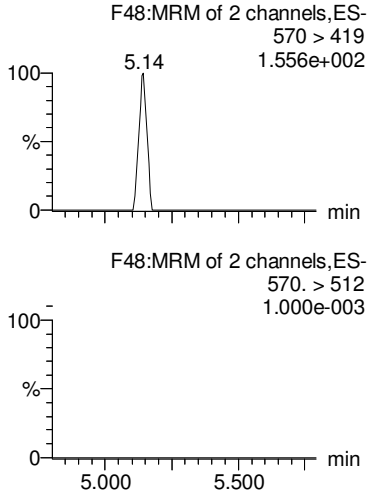

Total N-MeFOSAA

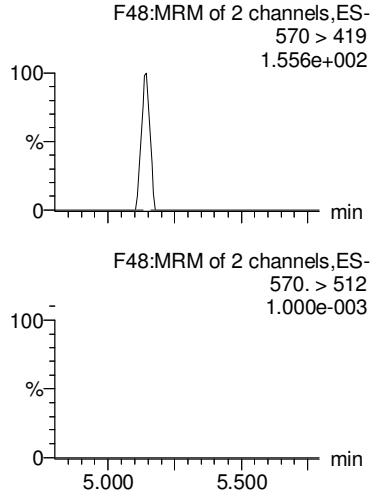

PFDoA

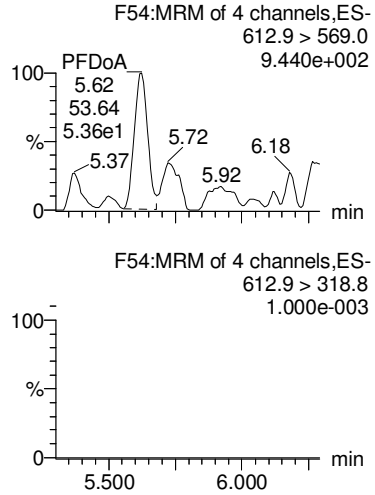

PFTrDA

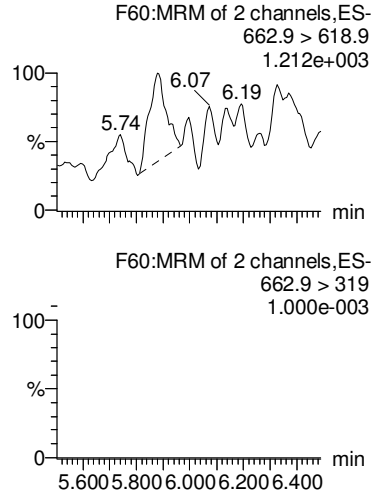

d3-N-MeFOSAA

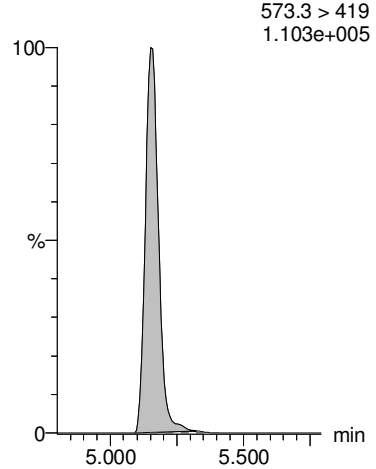

d3-N-MeFOSAA

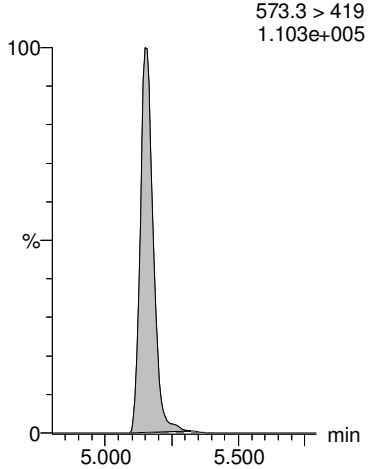

d3-N-MeFOSAA

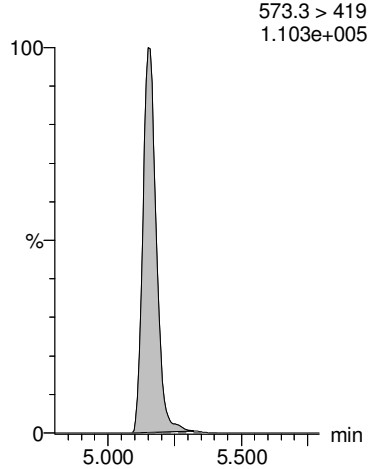

13C2-PFDoA

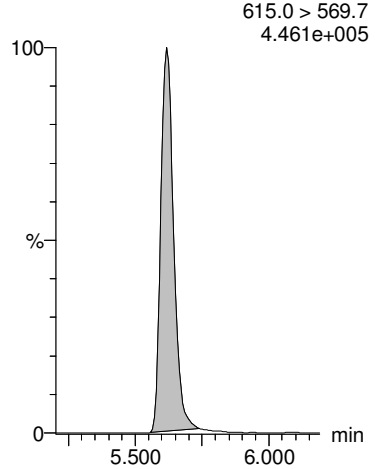

13C2-PFDoA

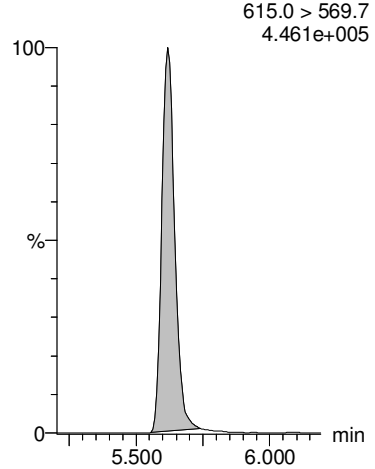

GM 9/20/2018

Vista Analytical Laboratory

MMM 9/20/2018

Dataset: Z:\Projects\PFAS.PRO\Results\180919M1\180919M1-14.qld

Last Altered: Thursday, September 20, 2018 13:58:09 Pacific Daylight Time
Printed: Thursday, September 20, 2018 13:58:45 Pacific Daylight Time

Name: 180919M1_14, Date: 19-Sep-2018, Time: 18:23:34, ID: B8I0028-BLK1 Method Blank 0.25, Description: Method Blank

L-EtFOSAA

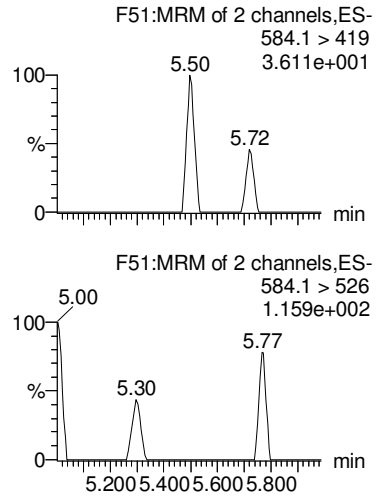

Br-ETFOSAA

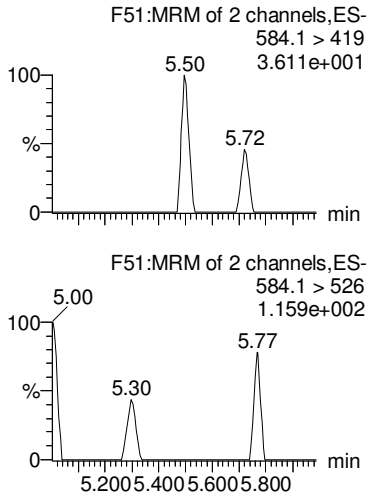

Total N-EtFOSAA

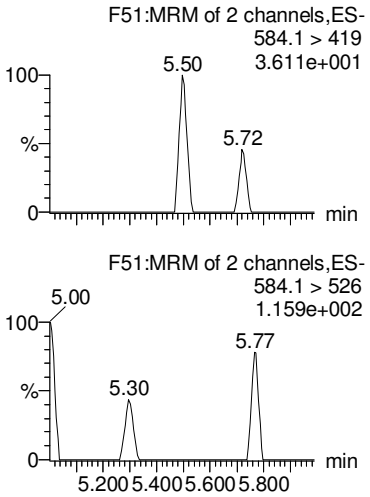

PFTeDA

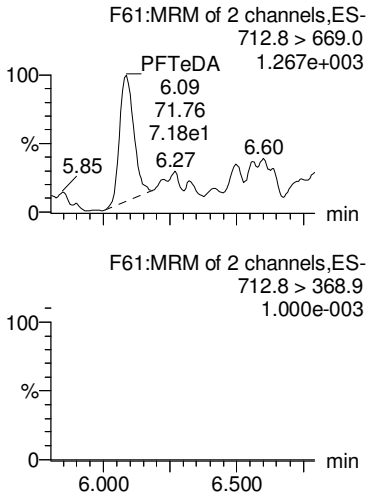

N-MeFOSA

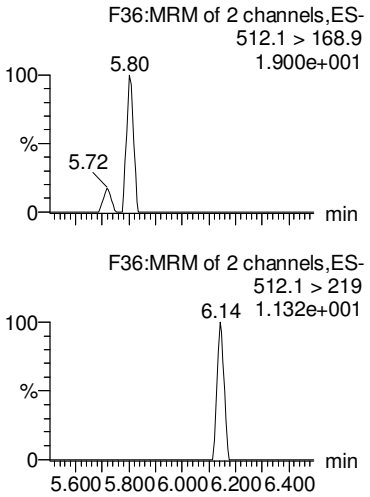

d5-N-EtFOSAA

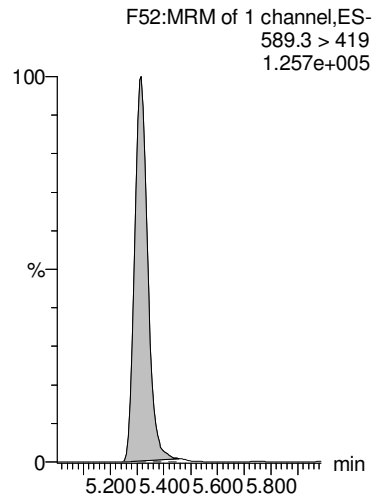

d5-N-EtFOSAA

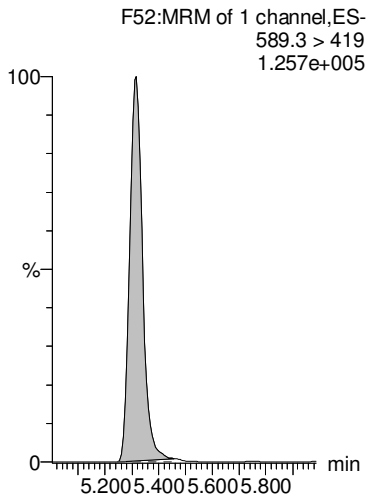

d5-N-EtFOSAA

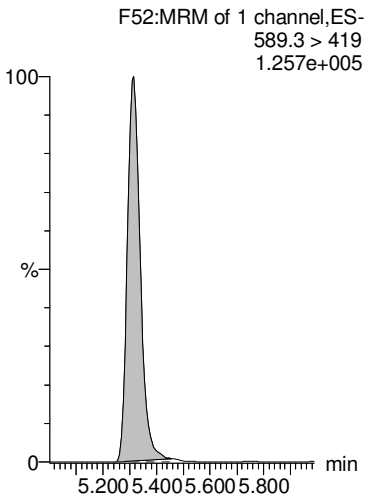

13C2-PFTeDA

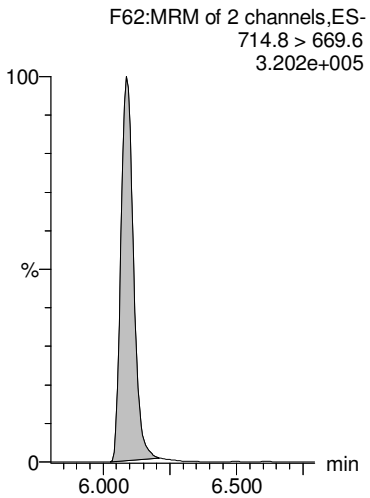

d3-N-MeFOSA

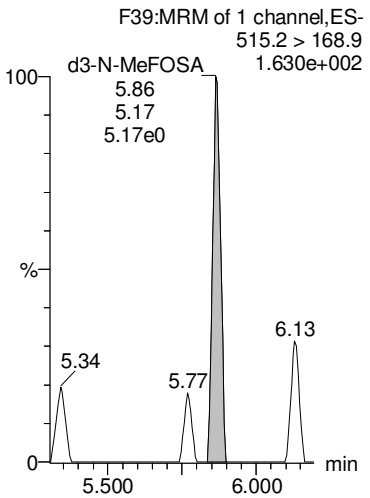

GM 9/20/2018

MMM 9/20/2018

Dataset: Z:\Projects\PFAS.PRO\Results\180919M1\180919M1-14.qld

Last Altered: Thursday, September 20, 2018 13:58:09 Pacific Daylight Time
Printed: Thursday, September 20, 2018 13:58:45 Pacific Daylight Time

Name: 180919M1_14, Date: 19-Sep-2018, Time: 18:23:34, ID: B8I0028-BLK1 Method Blank 0.25, Description: Method Blank

N-EtFOSA

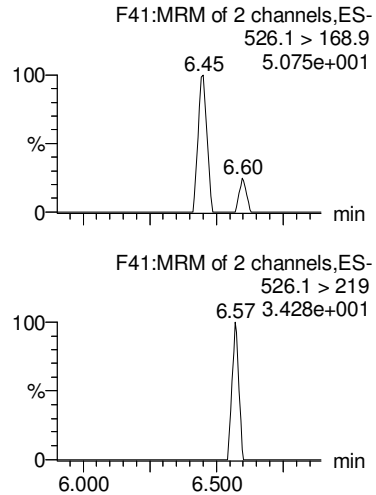

PFHxDA

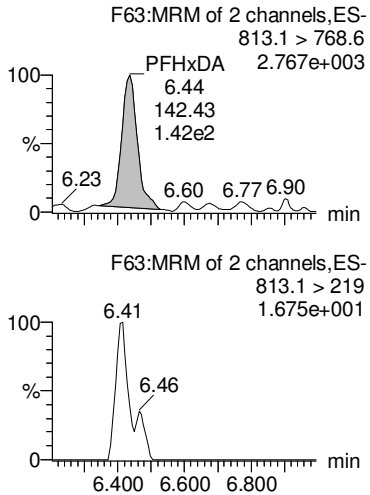

PFODA

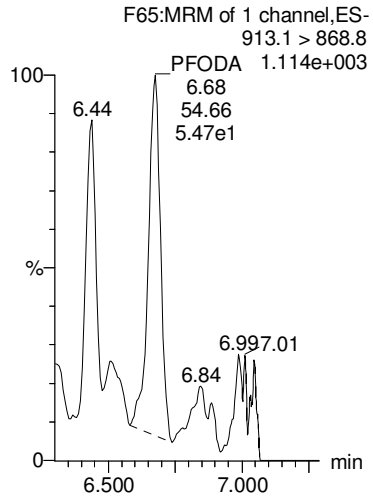

N-MeFOSE

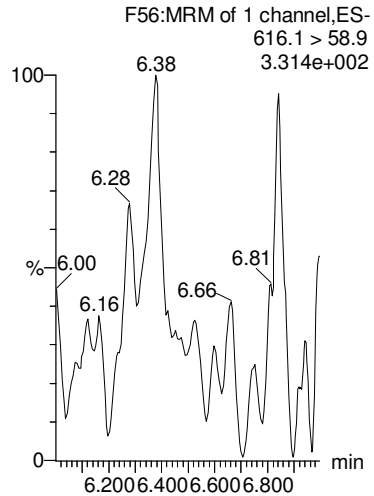

N-EtFOSE

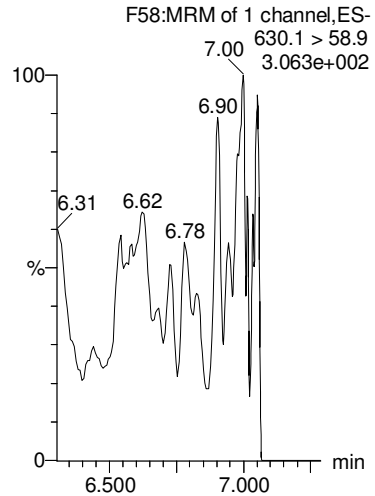

d5-N-ETFOSA

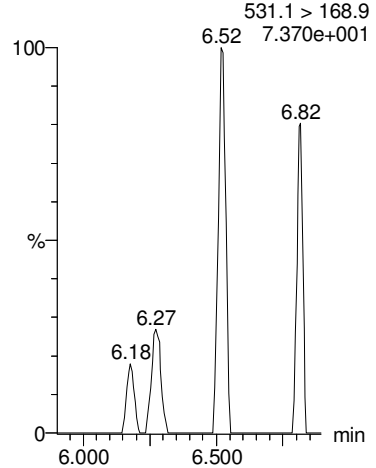

13C2-PFHxDA

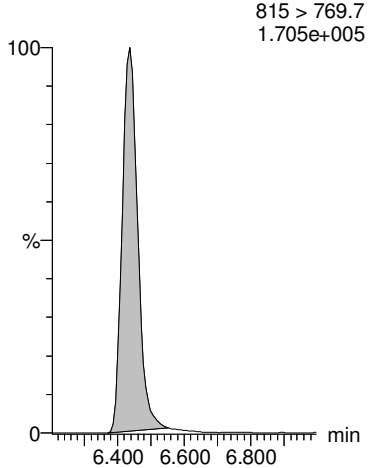

13C2-PFHxDA

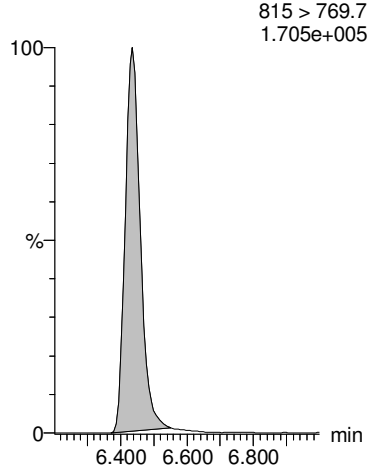

d7-N-MeFOSE

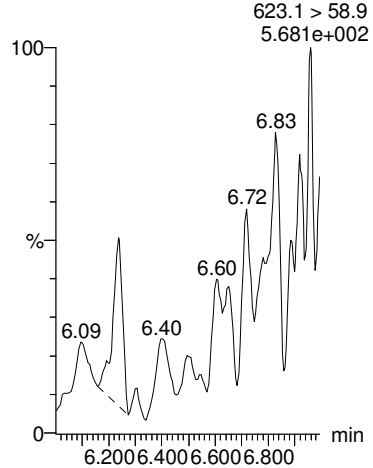

d9-N-EtFOSE

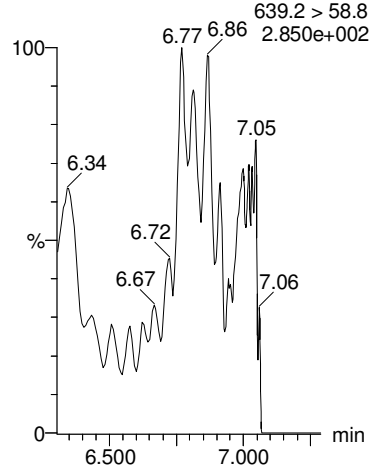

GM 9/20/2018

Vista Analytical Laboratory

MMM 9/20/2018

Dataset: Z:\Projects\PFAS.PRO\Results\180919M1\180919M1-14.qld

Last Altered: Thursday, September 20, 2018 13:58:09 Pacific Daylight Time
Printed: Thursday, September 20, 2018 13:58:45 Pacific Daylight Time

Name: 180919M1_14, Date: 19-Sep-2018, Time: 18:23:34, ID: B8I0028-BLK1 Method Blank 0.25, Description: Method Blank

TCDA

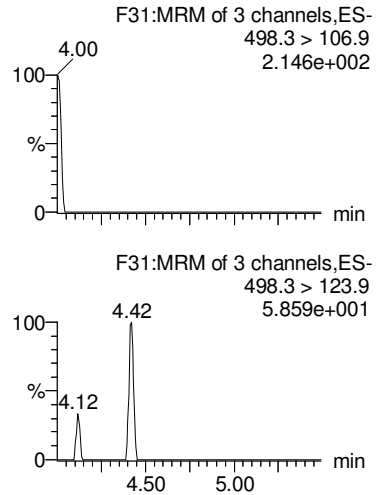

13C5-PFHxA

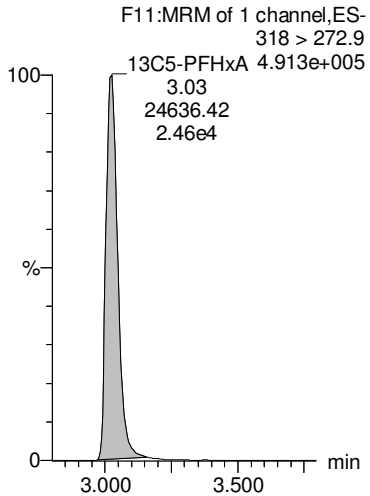

13C4-PFBA

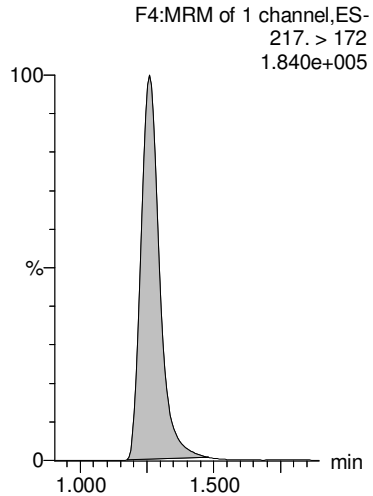

13C3-PFHxS

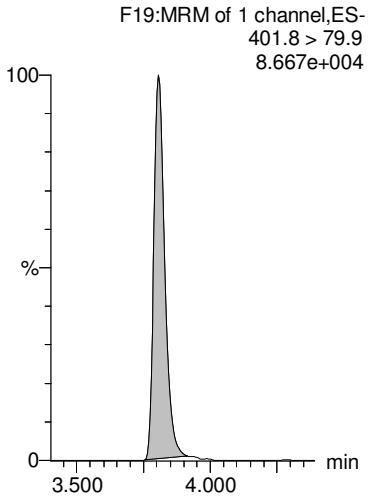

13C8-PFOA

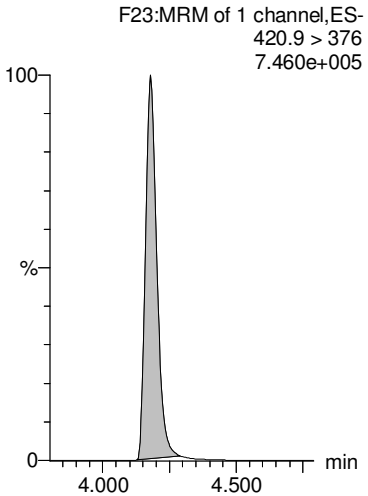

13C8-PFOS

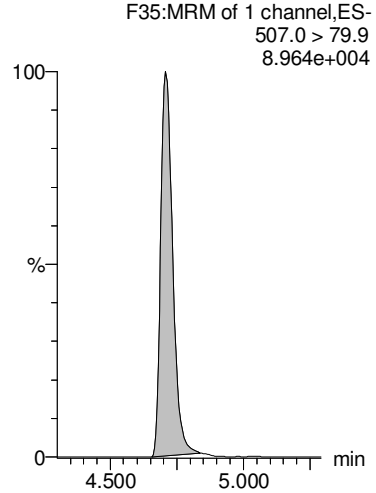

13C9-PFNA

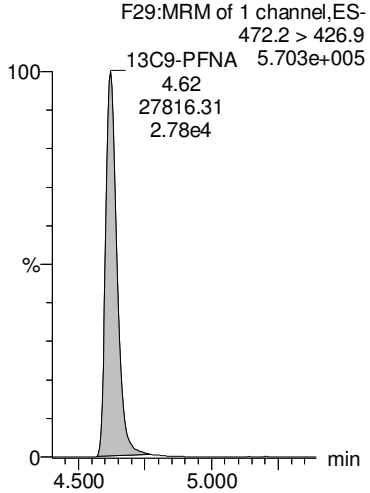

13C4-PFOS

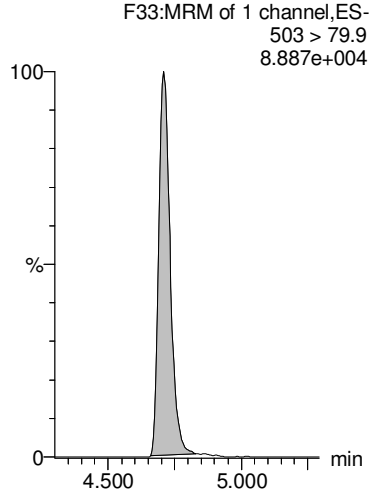

13C6-PFDA

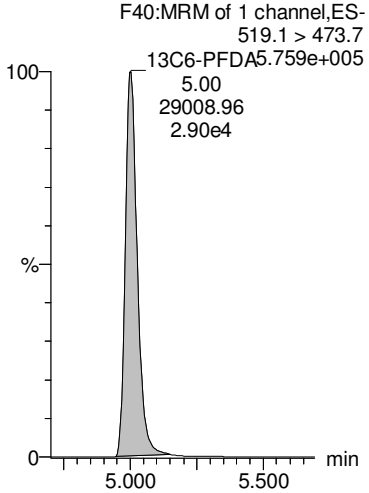

13C7-PFUdA

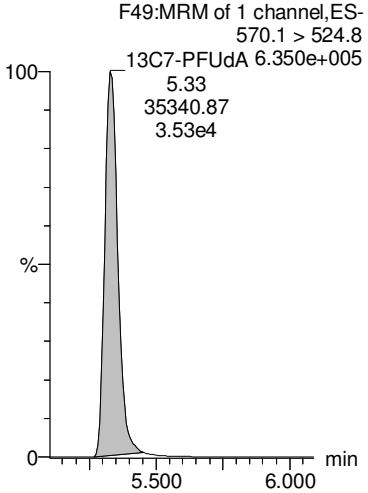

GM 9/20/2018

MMM 9/20/2018

Dataset: Z:\Projects\PFAS.PRO\Results\180919M1\180919M1-15.qld

Last Altered: Thursday, September 20, 2018 14:20:14 Pacific Daylight Time
Printed: Thursday, September 20, 2018 14:20:34 Pacific Daylight Time

Name: 180919M1_15, Date: 19-Sep-2018, Time: 18:34:10, ID: B8I0028-BS1 OPR 0.25, Description: OPR

	#	Name	Trace	Area	IS Area	wt/vol	RRF	RT	Respon...	Conc.	%Rec	Ion Ratio	Ratio Out?	
1	1	PFBA	213.0 > 168.8	8.02e3	8.59e3	0.250	1.17	1.21	11.7	40.8407	102.1			
2	2	PFPeA	263.1 > 218.9	9.26e3	1.15e4	0.250	1.00	2.22	10.0	41.0602	102.7			
3	3	PFBS	299.0 > 79.7	3.62e3	2.34e3	0.250	1.93	2.52	19.3	40.4233	101.1	2.69	NO	
4	4	4:2 FTS	327.2>307.2	4.10e3	4.57e3	0.250	1.12	2.95	11.2	44.0562	110.1	1.82	NO	
5	5	PFHxA	313 > 269	1.59e4	7.90e3	0.250	1.01	3.03	10.1	40.7641	101.9	14.7	NO	
6	36	13C3-PFBA	216.1 > 171.8	8.59e3	1.14e4	0.250	0.756	1.21	9.45	50.3014	100.6			
7	37	13C3-PFPeA	266. > 221.8	1.15e4	2.14e4	0.250	0.539	2.22	6.74	47.8434	95.7			
8	38	13C3-PFBS	302. > 98.8	2.34e3	4.56e3	0.250	0.513	2.52	6.41	51.0084	102.0			
9	39	13C2-4:2 FTS	329.2>308.9	4.57e3	4.56e3	0.250	1.00	2.95	12.5	45.9339	91.9			
10	40	13C2-PFHxA	315 > 270	7.90e3	2.14e4	0.250	0.923	3.03	4.61	19.5583	97.8			
11	-1													
12	6	PFPeS	349.1>80.1	3.07e3	2.34e3	0.250	1.64	3.24	16.4	42.6544	106.6	1.56	NO	
13	7	PFHpA	363.0 > 318.9	1.28e4	1.32e4	0.250	1.21	3.65	12.1	40.0215	100.1	15.7	NO	
14	8	L-PFHxS	398.9 > 79.6	2.72e3	1.86e3	0.250	1.83	3.81	18.3	37.8818	94.7	1.49	NO	
15	68	Total PFHxS	398.9 > 79.6	2.72e3	1.86e3	0.250			18.3	37.8818				
16	10	6:2 FTS	427.1 > 407	5.32e3	5.05e3	0.250	1.32	4.13	13.2	43.3712	108.4	2.89	NO	
17	38	13C3-PFBS	302. > 98.8	2.34e3	4.56e3	0.250	0.513	2.52	6.41	51.0084	102.0			
18	41	13C4-PFHpA	367.2 > 321.8	1.32e4	2.14e4	0.250	0.616	3.65	7.70	54.6135	109.2			
19	42	18O2-PFHxS	403.0 > 102.6	1.86e3	4.56e3	0.250	0.408	3.81	5.10	51.0655	102.1			
20	42	18O2-PFHxS	403.0 > 102.6	1.86e3	4.56e3	0.250	0.408	3.81	5.10	51.0655	102.1			
21	43	13C2-6:2 FTS	429.1 > 408.9	5.05e3	4.47e3	0.250	1.13	4.13	14.1	48.6083	97.2			
22	-1													
23	11	L-PFOA	412.8 > 368.9	2.69e4	2.34e4	0.250	1.44	4.18	14.4	39.9977	100.0	3.39	NO	
24	69	Total PFOA	412.8 > 368.9	2.69e4	2.34e4	0.250			14.4	39.9977				
25	13	PFHpS	449 > 80.0	3.66e3	4.78e3	0.250	0.957	4.30	9.57	43.6173	109.0	1.93	NO	
26	16	L-PFOS	498.9 > 79.9	4.08e3	4.78e3	0.250	1.07	4.71	10.7	42.7862	107.0	1.99	NO	
27	70	Total PFOS	498.9 > 79.9	4.08e3	4.78e3	0.250			10.7	42.7862				
28	44	13C2-PFOA	414.9 > 369.7	2.34e4	3.33e4	0.250	0.702	4.18	8.78	50.0563	100.1			
29	44	13C2-PFOA	414.9 > 369.7	2.34e4	3.33e4	0.250	0.702	4.18	8.78	50.0563	100.1			
30	47	13C8-PFOS	507.0 > 79.9	4.78e3	4.47e3	0.250	1.07	4.71	13.4	51.0405	102.1			
31	47	13C8-PFOS	507.0 > 79.9	4.78e3	4.47e3	0.250	1.07	4.71	13.4	51.0405	102.1			
32	47	13C8-PFOS	507.0 > 79.9	4.78e3	4.47e3	0.250	1.07	4.71	13.4	51.0405	102.1			
33	-1													
34	14	PFNA	463.0 > 418.8	2.27e4	2.32e4	0.250	1.22	4.63	12.2	42.5411	106.4	4.83	NO	
35	15	PFOSA	497.9 > 77.9	1.98e3	2.12e3	0.250	1.17	4.68	11.7	43.0083	107.5	39.0	NO	GM 9/20/2018
36	18	PFDA	513 > 468.8	2.24e4	2.10e4	0.250	1.33	5.00	13.3	41.8856	104.7	6.16	NO	

MMM 9/20/2018

Dataset: Z:\Projects\PFAS.PRO\Results\180919M1\180919M1-15.qld

Last Altered: Thursday, September 20, 2018 14:20:14 Pacific Daylight Time
Printed: Thursday, September 20, 2018 14:20:34 Pacific Daylight Time

Name: 180919M1_15, Date: 19-Sep-2018, Time: 18:34:10, ID: B8I0028-BS1 OPR 0.25, Description: OPR

	#	Name	Trace	Area	IS Area	wt/vol	RRF	RT	Respon...	Conc.	%Rec	Ion Ratio	Ratio Out?
37	19	8:2 FTS	527 > 506.9	5.05e3	4.31e3	0.250	1.46	4.97	14.6	39.0636	97.7	2.47	NO
38	20	PFNS	549.1 > 80.1	2.85e3	4.78e3	0.250	0.746	5.07	7.46	41.0449	102.6	1.69	NO
39	45	13C5-PFNA	468.2 > 422.9	2.32e4	2.63e4	0.250	0.882	4.63	11.0	45.6629	91.3		
40	46	13C8-PFOSA	506.1 > 77.7	2.12e3	3.71e4	0.250	0.0572	4.68	0.715	17.1810	34.4		
41	48	13C2-PFDA	515.1 > 469.9	2.10e4	3.07e4	0.250	0.684	5.00	8.55	37.1486	74.3		
42	49	13C2-8:2 FTS	529.1 > 508.7	4.31e3	4.47e3	0.250	0.965	4.97	12.1	53.2967	106.6		
43	47	13C8-PFOS	507.0 > 79.9	4.78e3	4.47e3	0.250	1.07	4.71	13.4	51.0405	102.1		
44	-1												
45	21	L-MeFOSAA	570 > 419	6.44e3	5.92e3	0.250	1.36	5.16	13.6	38.5252	96.3	2.43	NO
46	71	Total N-MeFOSAA	570. > 419	6.44e3	5.92e3	0.250			13.6	38.5252			
47	23	L-EtFOSAA	584.1 > 419	5.68e3	7.10e3	0.250	1.00	5.32	10.0	38.1613	95.4	1.48	NO
48	72	Total N-EtFOSAA	584.1 > 419	5.68e3	7.10e3	0.250			10.0	38.1613			
49	25	PFUdA	563.0 > 518.9	2.05e4	2.60e4	0.250	0.987	5.33	9.87	40.4127	101.0	11.0	NO
50	50	d3-N-MeFOSAA	573.3 > 419	5.92e3	3.71e4	0.250	0.160	5.16	1.99	34.6783	69.4		
51	50	d3-N-MeFOSAA	573.3 > 419	5.92e3	3.71e4	0.250	0.160	5.16	1.99	34.6783	69.4		
52	52	d5-N-EtFOSAA	589.3 > 419	7.10e3	3.71e4	0.250	0.191	5.32	2.39	37.3357	74.7		
53	52	d5-N-EtFOSAA	589.3 > 419	7.10e3	3.71e4	0.250	0.191	5.32	2.39	37.3357	74.7		
54	51	13C2-PFUdA	565 > 519.8	2.60e4	3.71e4	0.250	0.699	5.33	8.74	35.8594	71.7		
55	-1												
56	26	PFDS	598.8 > 79.9	3.66e3	4.78e3	0.250	0.957	5.39	9.57	37.6332	94.1	1.71	NO
57	27	PFDoA	612.9 > 569.0	2.48e4	2.51e4	0.250	1.24	5.62	12.4	39.7101	99.3	9.54	NO
58	29	PFTrDA	662.9 > 618.9	2.79e4	2.51e4	0.250	1.39	5.87	13.9	42.3799	105.9	29.3	NO
59	30	PFTeDA	712.8 > 669.0	2.71e4	2.11e4	0.250	1.60	6.09	16.0	36.6283	91.6	13.5	NO
60	28	N-MeFOSA	512.1 > 168.9	1.52e3		0.250	0.000	5.74				1.40	NO
61	47	13C8-PFOS	507.0 > 79.9	4.78e3	4.47e3	0.250	1.07	4.71	13.4	51.0405	102.1		
62	53	13C2-PFDoA	615.0 > 569.7	2.51e4	3.07e4	0.250	0.817	5.62	10.2	37.0538	74.1		
63	53	13C2-PFDoA	615.0 > 569.7	2.51e4	3.07e4	0.250	0.817	5.62	10.2	37.0538	74.1		
64	55	13C2-PFTeDA	714.8 > 669.6	2.11e4	3.71e4	0.250	0.570	6.09	7.12	44.8083	89.6		
65	54	d3-N-MeFOSA	515.2 > 168.9		3.71e4	0.250							
66	-1												
67	31	N-EtFOSA	526.1 > 168.9	1.62e3		0.250	0.000	6.18				1.66	NO
68	32	PFHxDA	813.1 > 768.6	1.77e4	1.25e4	0.250	0.705	6.44	7.05	44.3482	110.9	36.7	NO
69	33	PFODA	913.1 > 868.8	2.22e4	1.25e4	0.250	0.885	6.68	8.85	38.9467	97.4		
70	34	N-MeFOSE	616.1 > 58.9	1.44e3		0.250	0.000	6.38					
71	35	N-EtFOSE	630.1 > 58.9	1.86e3		0.250	0.000	6.52					
72	56	d5-N-ETFOSA	531.1 > 168.9		3.71e4	0.250							

GM 9/20/2018

MMM 9/20/2018

Dataset: Z:\Projects\PFAS.PRO\Results\180919M1\180919M1-15.qld

Last Altered: Thursday, September 20, 2018 14:20:14 Pacific Daylight Time
Printed: Thursday, September 20, 2018 14:20:34 Pacific Daylight Time

Name: 180919M1_15, Date: 19-Sep-2018, Time: 18:34:10, ID: B8I0028-BS1 OPR 0.25, Description: OPR

	#	Name	Trace	Area	IS Area	wt/vol	RRF	RT	Respon...	Conc.	%Rec	Ion Ratio	Ratio Out?
73	57	13C2-PFHxDA	815 > 769.7	1.25e4	3.71e4	0.250	0.845	6.44	4.22	18.1180	90.6		
74	57	13C2-PFHxDA	815 > 769.7	1.25e4	3.71e4	0.250	0.845	6.44	4.22	18.1180	90.6		
75	58	d7-N-MeFOSE	623.1 > 58.9		3.71e4	0.250							
76	59	d9-N-EtFOSE	639.2 > 58.8		3.71e4	0.250							
77	-1												
78	73	TCDA	498.3>106.9			0.250							
79	61	13C5-PFHxA	318 > 272.9	2.14e4	2.14e4	0.250	1.00	3.03	12.5	50.0000	100.0		
80	60	13C4-PFBA	217. > 172	1.14e4	1.14e4	0.250	1.00	1.21	12.5	50.0000	100.0		
81	62	13C3-PFHxS	401.8 > 79.9	4.56e3	4.56e3	0.250	1.00	3.81	12.5	50.0000	100.0		
82	63	13C8-PFOA	420.9 > 376	3.33e4	3.33e4	0.250	1.00	4.18	12.5	50.0000	100.0		
83	47	13C8-PFOS	507.0 > 79.9	4.78e3	4.47e3	0.250	1.07	4.71	13.4	51.0405	102.1		
84	64	13C9-PFNA	472.2 > 426.9	2.63e4	2.63e4	0.250	1.00	4.63	12.5	50.0000	100.0		
85	65	13C4-PFOS	503 > 79.9	4.47e3	4.47e3	0.250	1.00	4.71	12.5	50.0000	100.0		
86	66	13C6-PFDA	519.1 > 473.7	3.07e4	3.07e4	0.250	1.00	5.00	12.5	50.0000	100.0		
87	67	13C7-PFUdA	570.1 > 524.8	3.71e4	3.71e4	0.250	1.00	5.34	12.5	50.0000	100.0		

GM 9/20/2018

Vista Analytical Laboratory

MMM 9/20/2018

Dataset: Z:\Projects\PFAS.PRO\Results\180919M1\180919M1-15.qld

Last Altered: Thursday, September 20, 2018 14:20:14 Pacific Daylight Time
Printed: Thursday, September 20, 2018 14:20:34 Pacific Daylight Time

Method: Z:\Projects\PFAS.pro\MethDB\PFAS_FULL_80C_091918.mdb 20 Sep 2018 08:42:56
Calibration: Z:\Projects\PFAS.pro\CurveDB\C18_VAL-PFAS_Q4_09-18-18.cdb 19 Sep 2018 09:23:23

Name: 180919M1_15, Date: 19-Sep-2018, Time: 18:34:10, ID: B8I0028-BS1 OPR 0.25, Description: OPR

PFBA

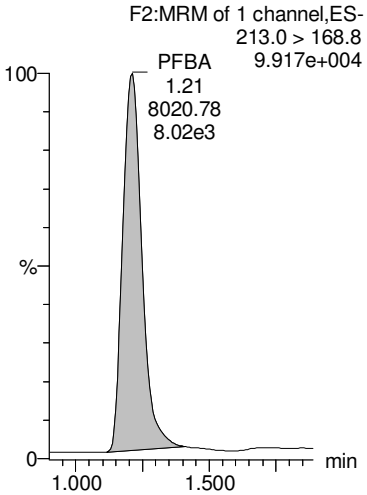

PFPeA

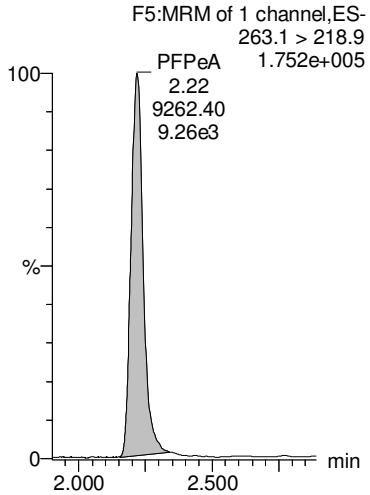

PFBS

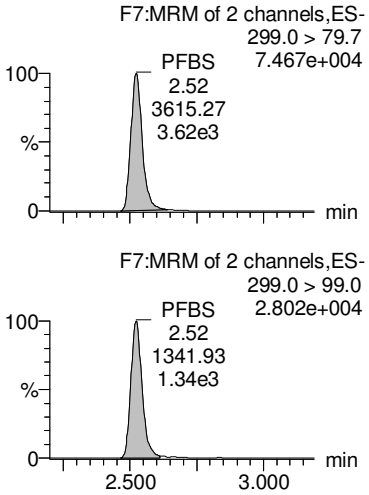

4:2 FTS

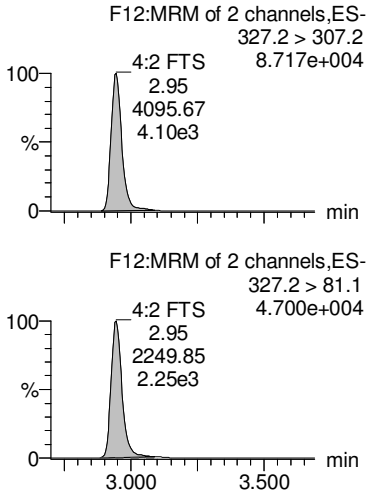

PFHxA

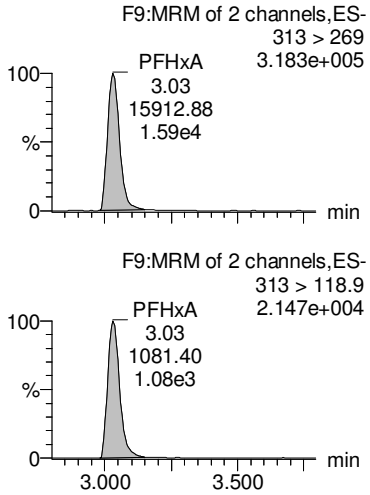

13C3-PFBA

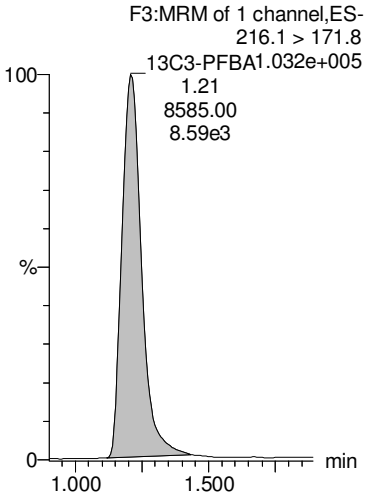

13C3-PFPeA

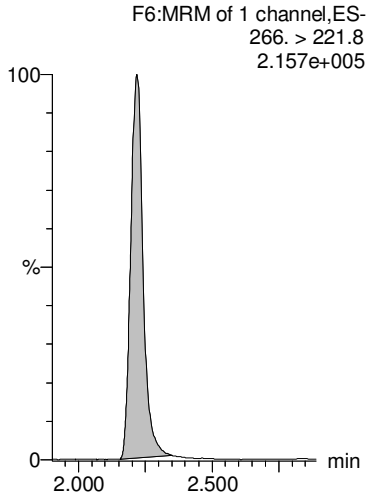

13C3-PFBS

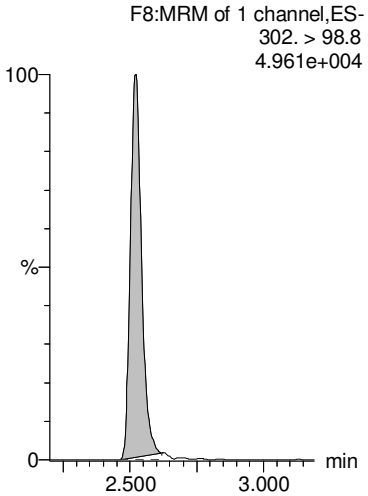

13C2-4:2 FTS

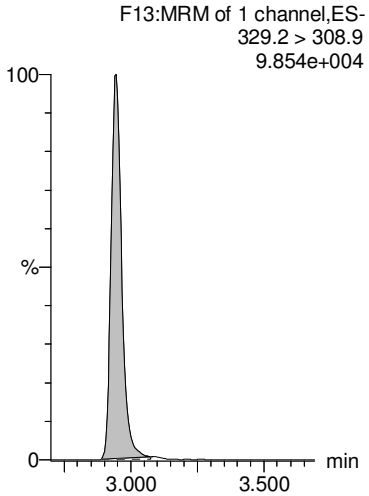

13C2-PFHxA

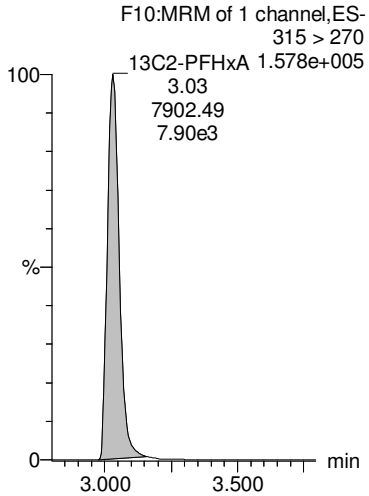

GM 9/20/2018

MMM 9/20/2018

Dataset: Z:\Projects\PFAS.PRO\Results\180919M1\180919M1-15.qld

Last Altered: Thursday, September 20, 2018 14:20:14 Pacific Daylight Time
Printed: Thursday, September 20, 2018 14:20:34 Pacific Daylight Time

Name: 180919M1_15, Date: 19-Sep-2018, Time: 18:34:10, ID: B8I0028-BS1 OPR 0.25, Description: OPR

PFPeS

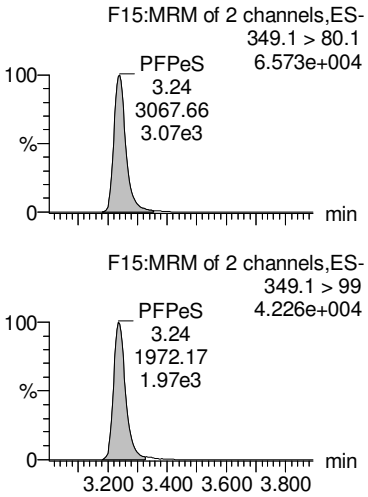

PFHpA

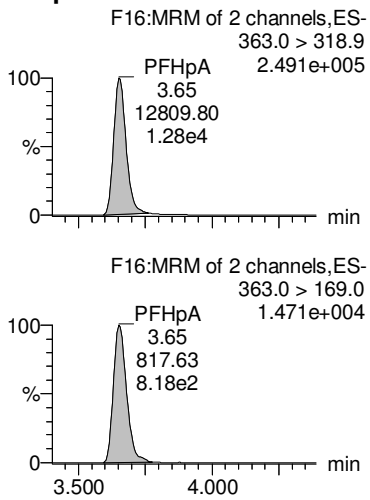

L-PFHxS

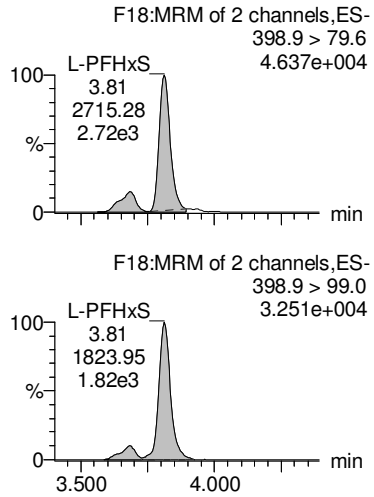

Total PFHxS

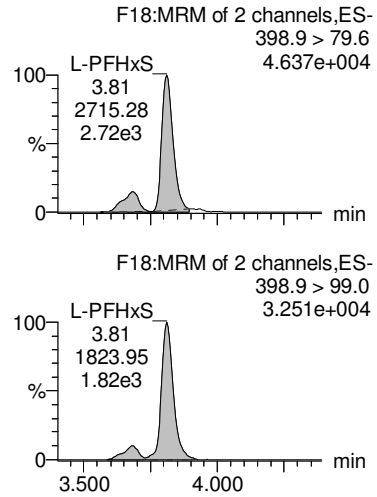

6:2 FTS

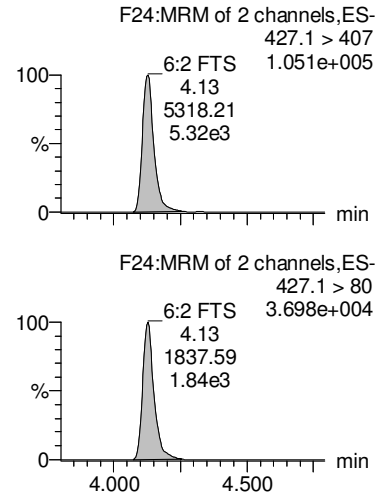

13C3-PFBS

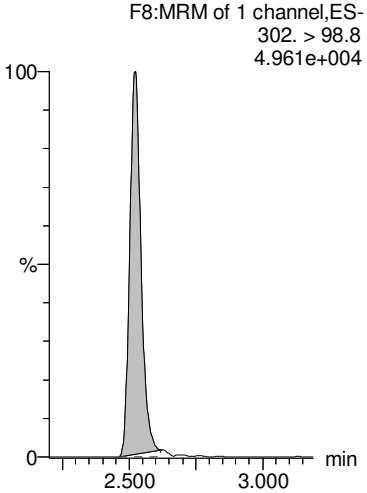

13C4-PFHpA

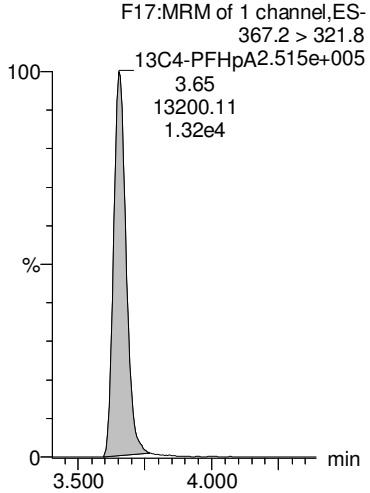

18O2-PFHxS

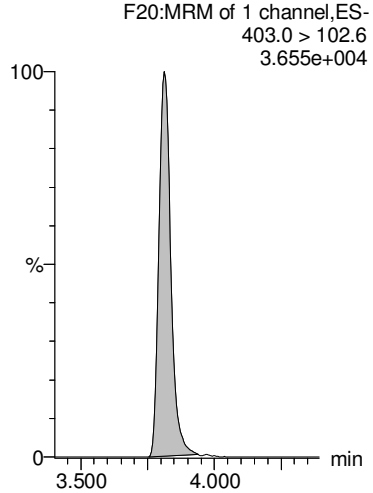

18O2-PFHxS

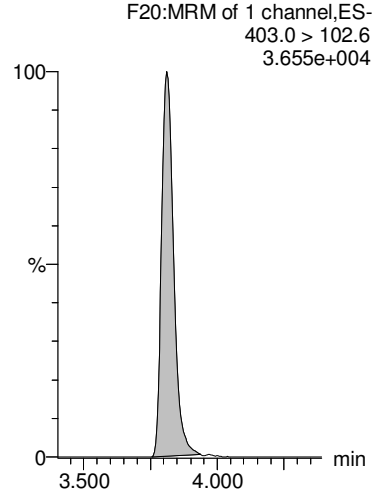

13C2-6:2 FTS

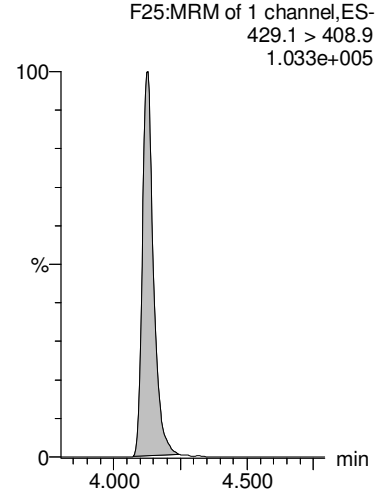

GM 9/20/2018

MMM 9/20/2018

Dataset: Z:\Projects\PFAS.PRO\Results\180919M1\180919M1-15.qld

Last Altered: Thursday, September 20, 2018 14:20:14 Pacific Daylight Time
Printed: Thursday, September 20, 2018 14:20:34 Pacific Daylight Time

Name: 180919M1_15, Date: 19-Sep-2018, Time: 18:34:10, ID: B8I0028-BS1 OPR 0.25, Description: OPR

L-PFOA

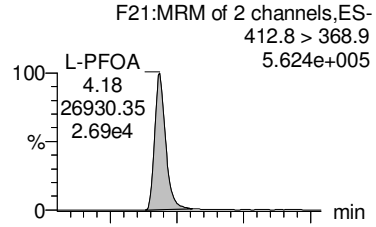

Total PFOA

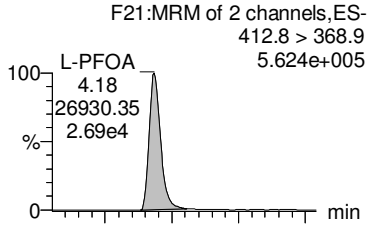

PFHpS

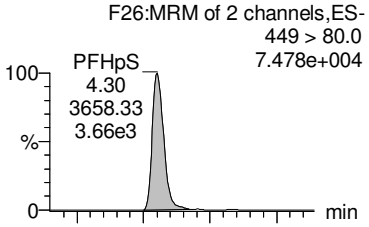

L-PFOS

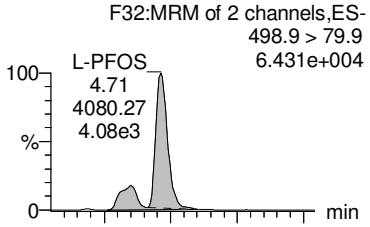

Total PFOS

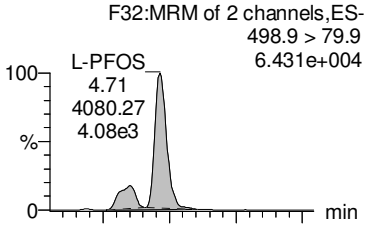

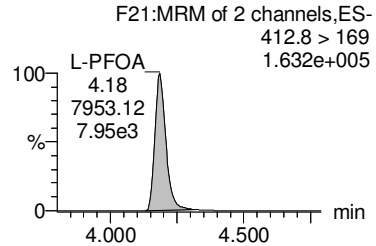

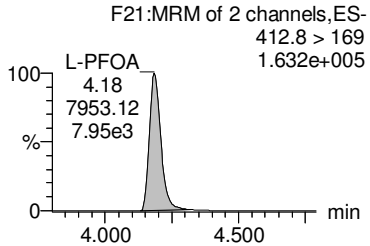

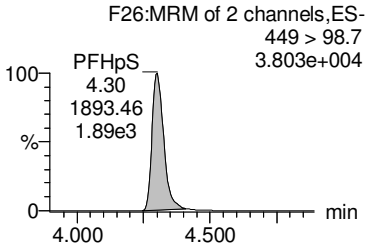

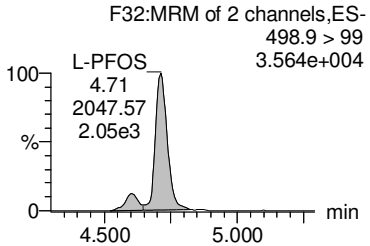

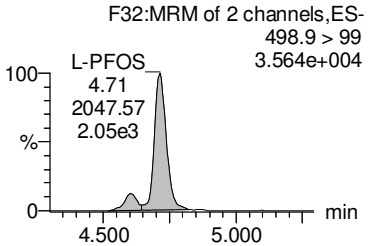

13C2-PFOA

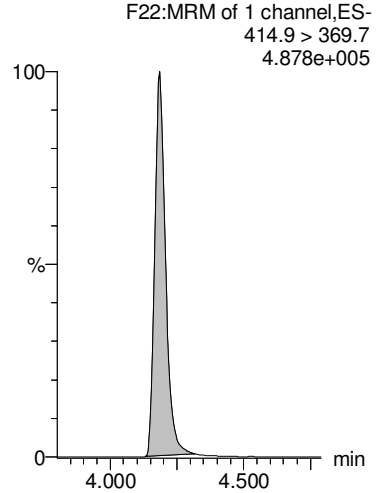

13C2-PFOA

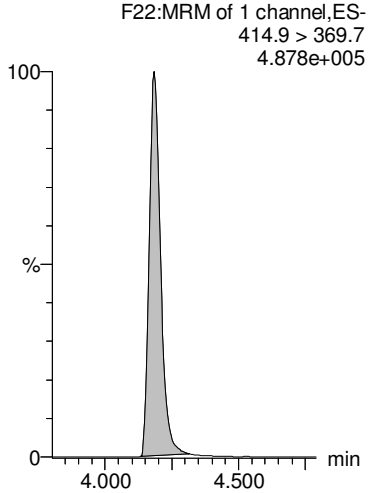

13C8-PFOS

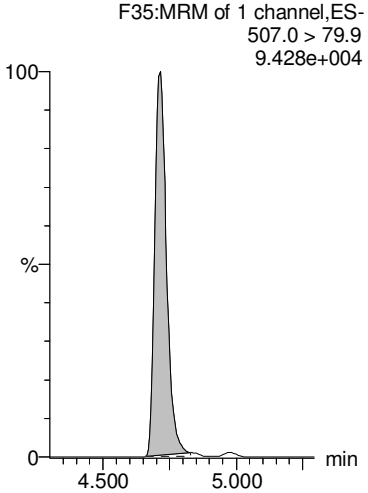

13C8-PFOS

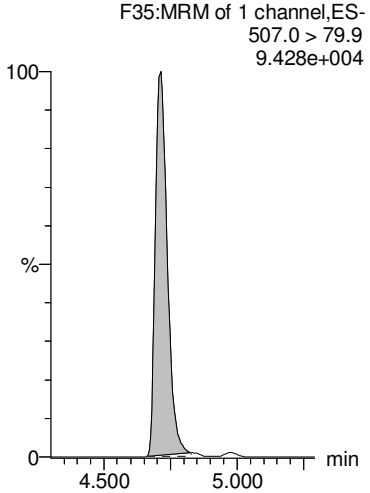

13C8-PFOS

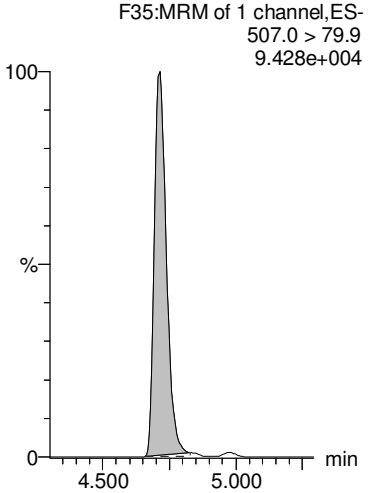

GM 9/20/2018

MMM 9/20/2018

Dataset: Z:\Projects\PFAS.PRO\Results\180919M1\180919M1-15.qld

Last Altered: Thursday, September 20, 2018 14:20:14 Pacific Daylight Time
Printed: Thursday, September 20, 2018 14:20:34 Pacific Daylight Time

Name: 180919M1_15, Date: 19-Sep-2018, Time: 18:34:10, ID: B8I0028-BS1 OPR 0.25, Description: OPR

PFNA

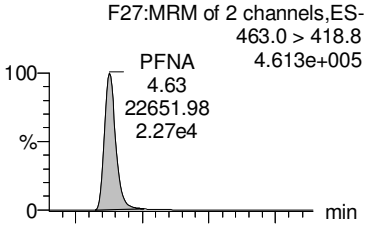

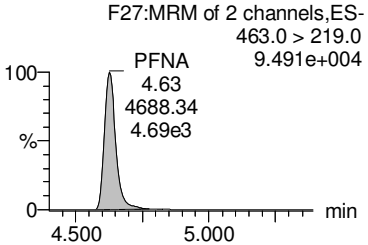

PFOSA

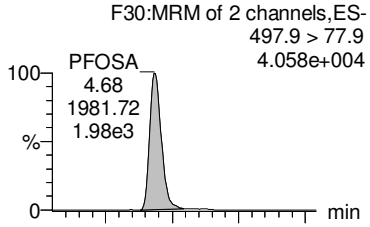

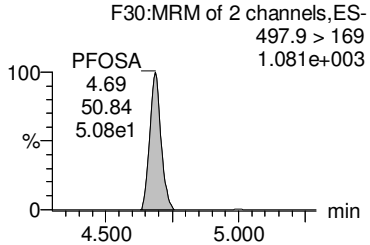

PFDA

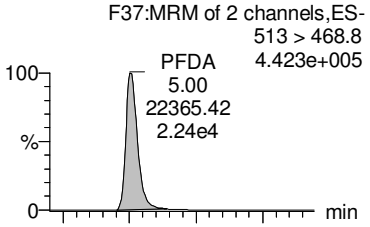

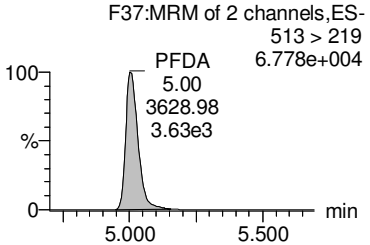

8:2 FTS

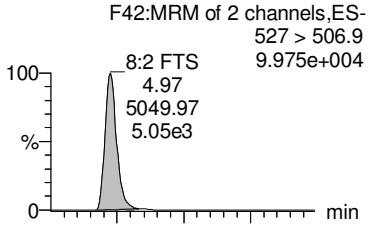

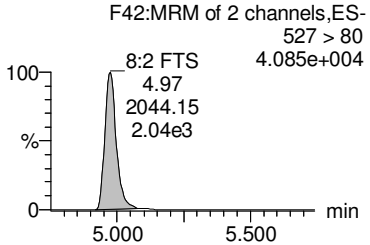

PFNS

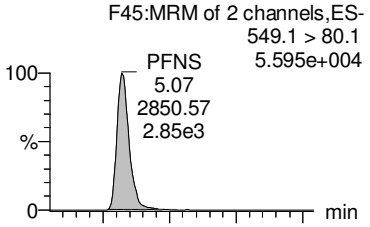

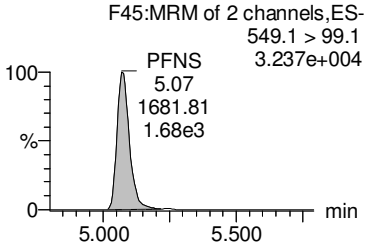

13C5-PFNA

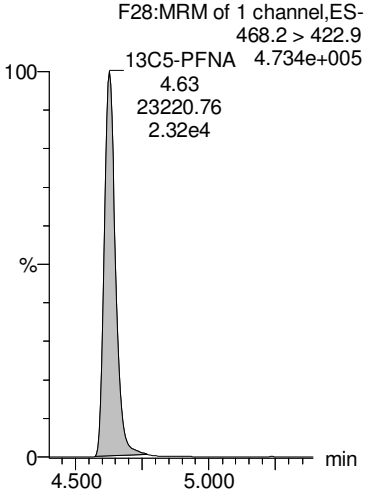

13C8-PFOSA

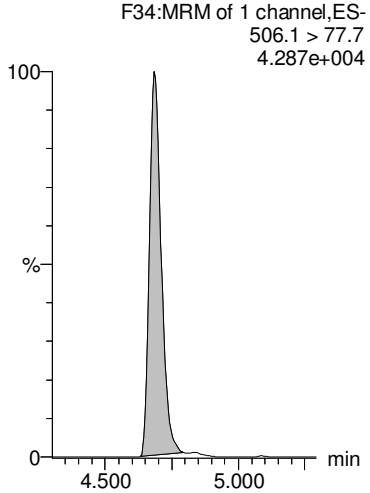

13C2-PFDA

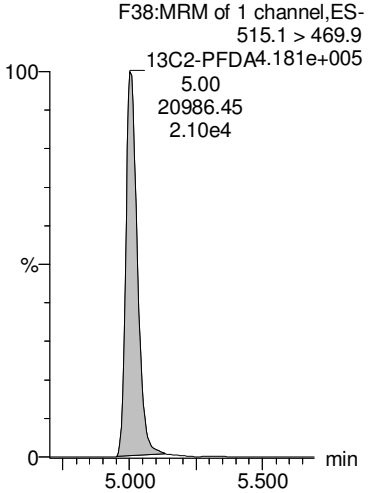

13C2-8:2 FTS

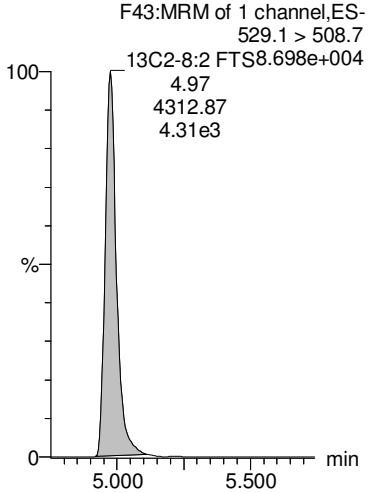

13C8-PFOS

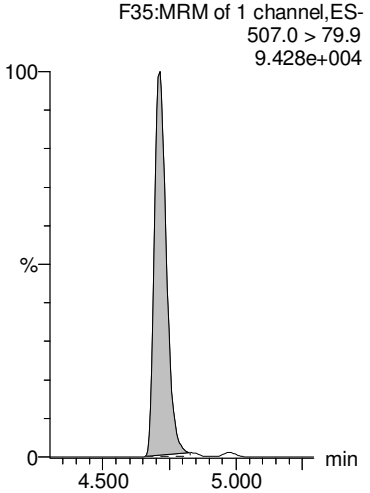

GM 9/20/2018

MMM 9/20/2018

Dataset: Z:\Projects\PFAS.PRO\Results\180919M1\180919M1-15.qld

Last Altered: Thursday, September 20, 2018 14:20:14 Pacific Daylight Time
Printed: Thursday, September 20, 2018 14:20:34 Pacific Daylight Time

Name: 180919M1_15, Date: 19-Sep-2018, Time: 18:34:10, ID: B8I0028-BS1 OPR 0.25, Description: OPR

L-MeFOSAA

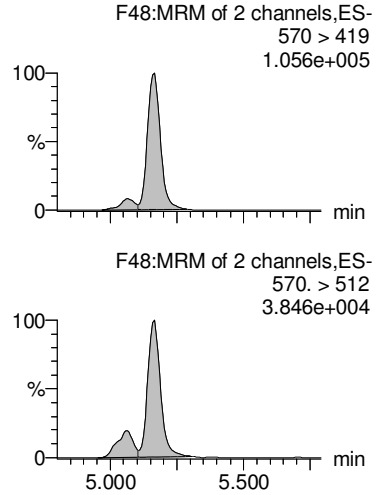

Total N-MeFOSAA

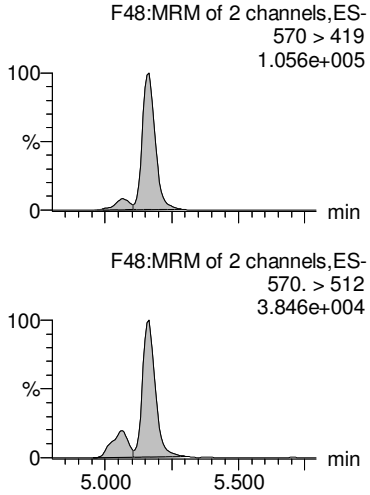

L-EtFOSAA

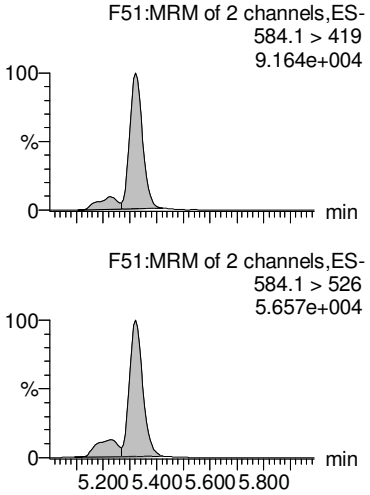

Total N-EtFOSAA

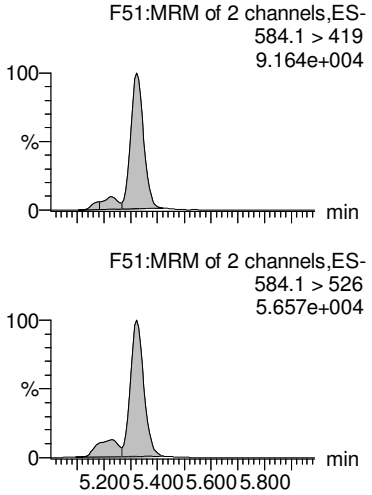

PFUdA

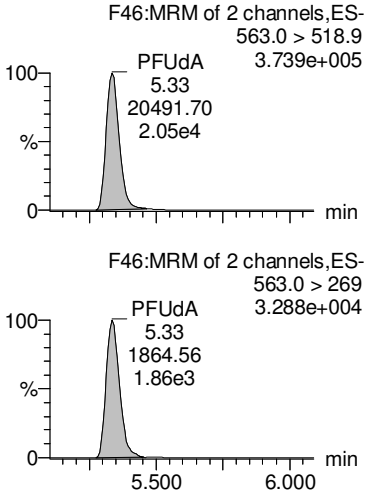

d3-N-MeFOSAA

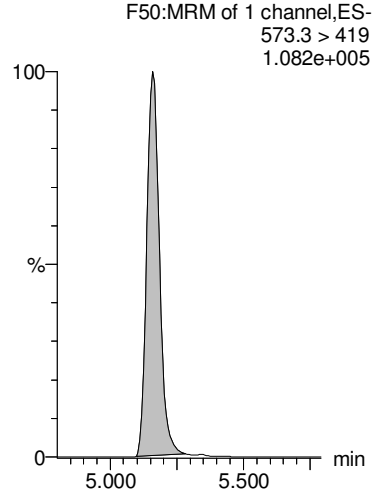

d3-N-MeFOSAA

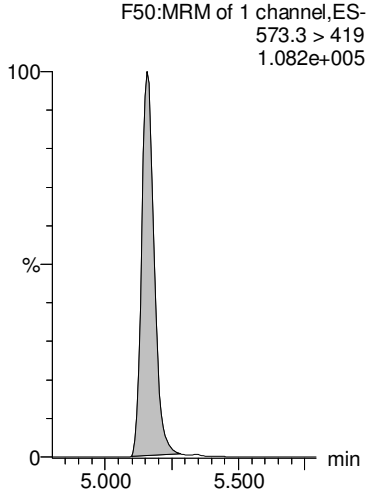

d5-N-EtFOSAA

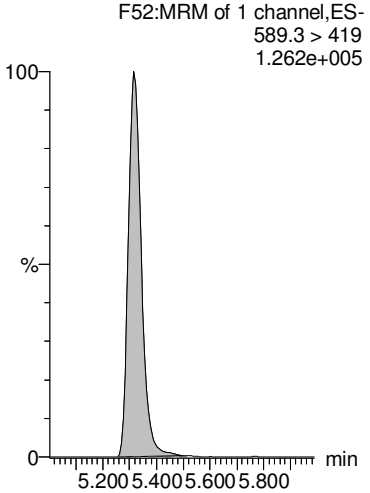

d5-N-EtFOSAA

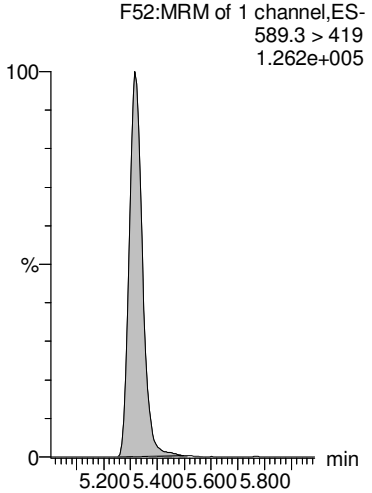

13C2-PFUdA

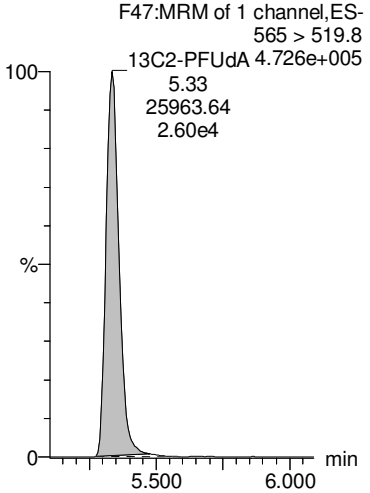

GM 9/20/2018

MMM 9/20/2018

Dataset: Z:\Projects\PFAS.PRO\Results\180919M1\180919M1-15.qld

Last Altered: Thursday, September 20, 2018 14:20:14 Pacific Daylight Time
Printed: Thursday, September 20, 2018 14:20:34 Pacific Daylight Time

Name: 180919M1_15, Date: 19-Sep-2018, Time: 18:34:10, ID: B8I0028-BS1 OPR 0.25, Description: OPR

PFDS

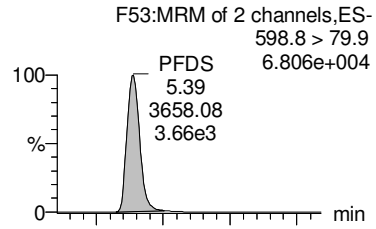

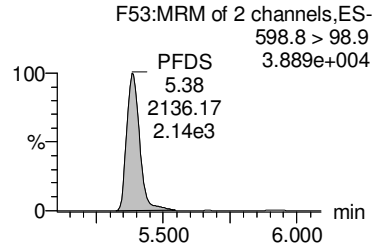

PFDoA

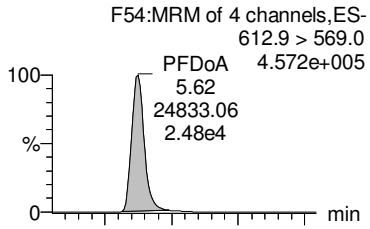

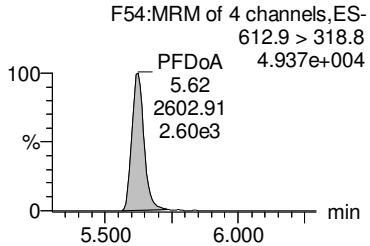

PFTrDA

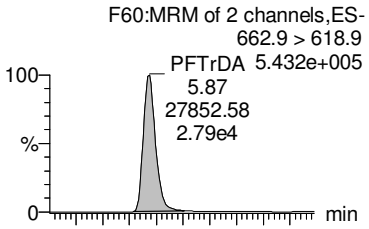

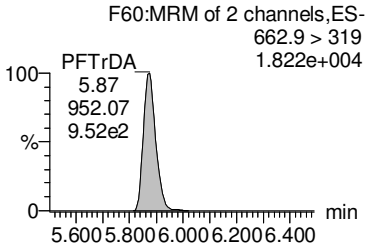

PFTeDA

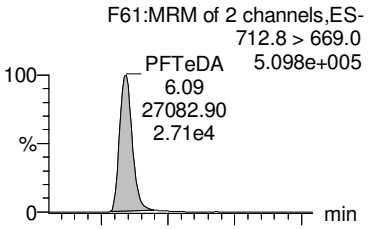

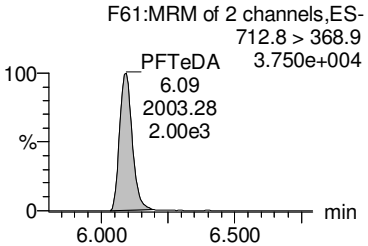

N-MeFOSA

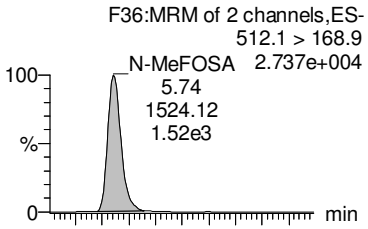

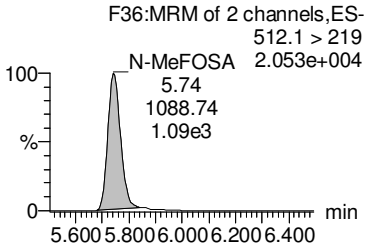

13C8-PFOS

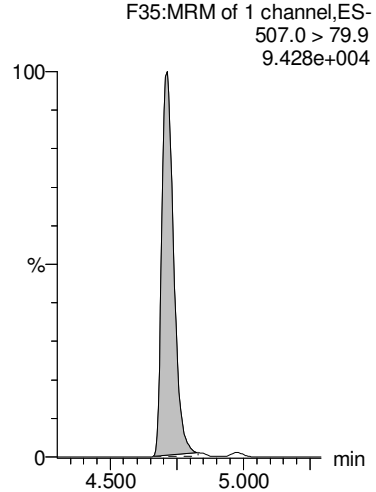

13C2-PFDoA

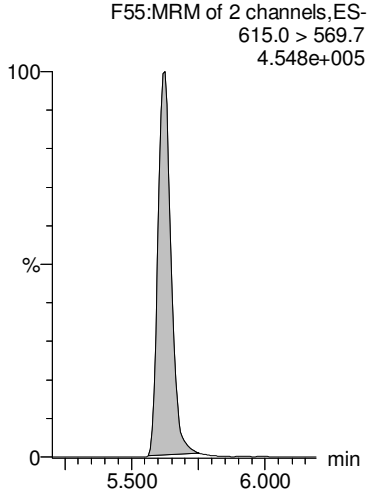

13C2-PFDoA

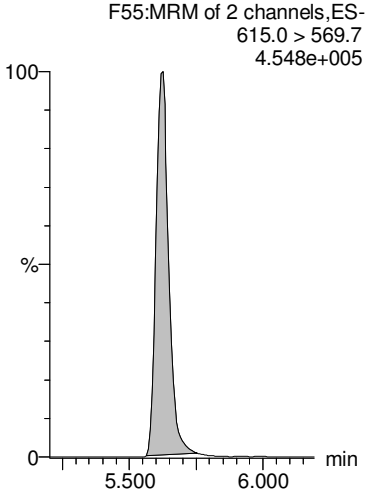

13C2-PFTeDA

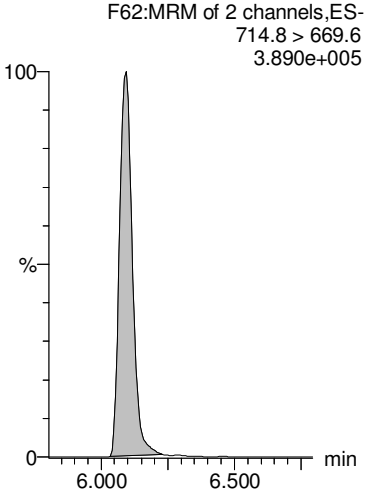

d3-N-MeFOSA

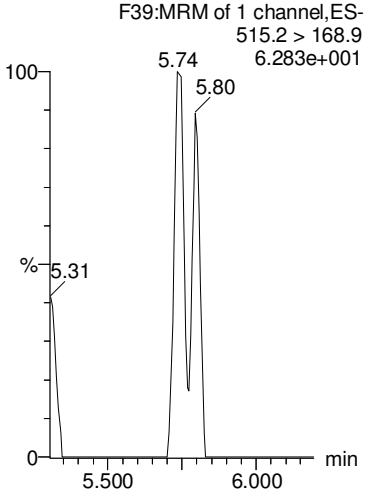

GM 9/20/2018

MMM 9/20/2018

Dataset: Z:\Projects\PFAS.PRO\Results\180919M1\180919M1-15.qld

Last Altered: Thursday, September 20, 2018 14:20:14 Pacific Daylight Time
Printed: Thursday, September 20, 2018 14:20:34 Pacific Daylight Time

Name: 180919M1_15, Date: 19-Sep-2018, Time: 18:34:10, ID: B8I0028-BS1 OPR 0.25, Description: OPR

N-EtFOSA

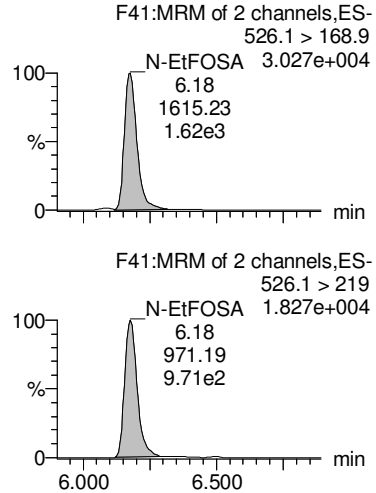

PFHxDA

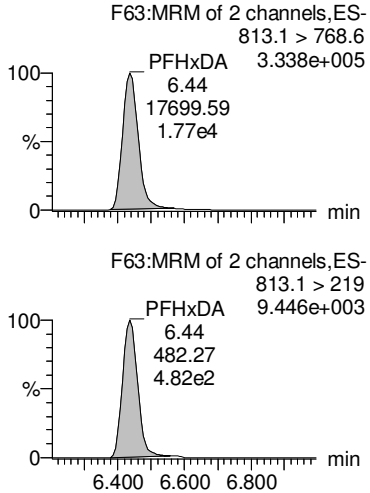

PFODA

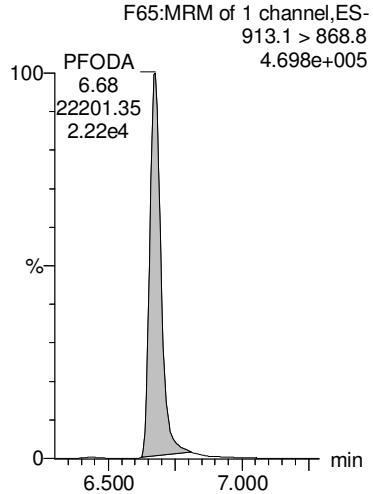

N-MeFOSE

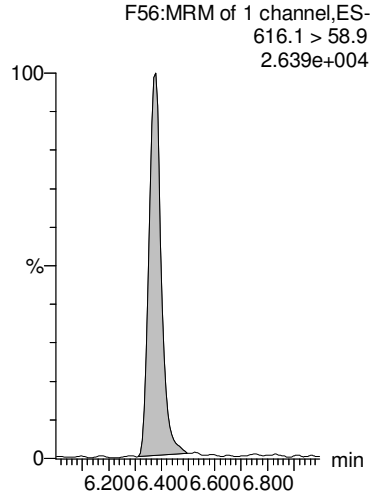

N-EtFOSE

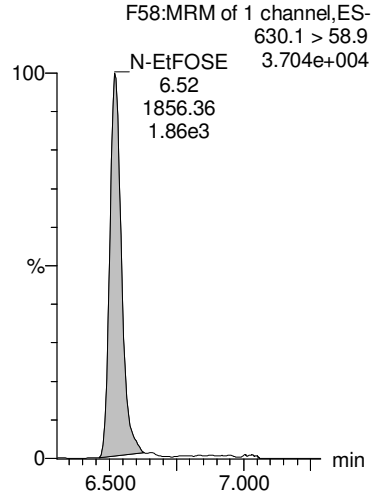

d5-N-ETFOSA

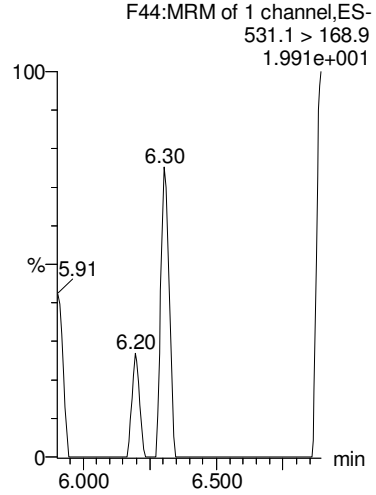

13C2-PFHxDA

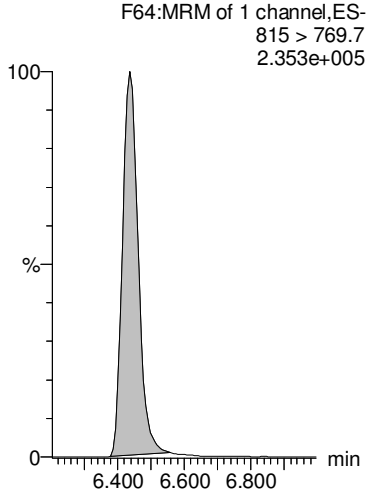

13C2-PFHxDA

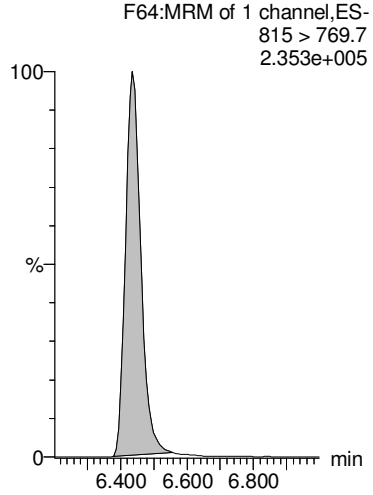

d7-N-MeFOSE

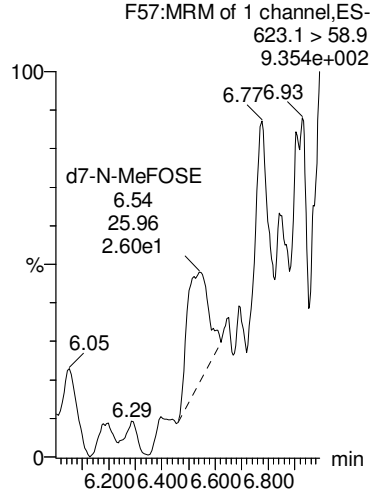

d9-N-EtFOSE

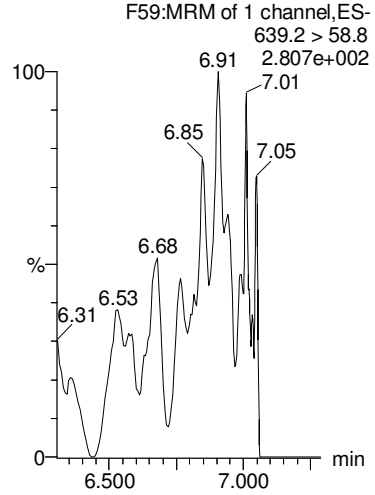

GM 9/20/2018

MMM 9/20/2018

Dataset: Z:\Projects\PFAS.PRO\Results\180919M1\180919M1-15.qld

Last Altered: Thursday, September 20, 2018 14:20:14 Pacific Daylight Time
Printed: Thursday, September 20, 2018 14:20:34 Pacific Daylight Time

Name: 180919M1_15, Date: 19-Sep-2018, Time: 18:34:10, ID: B8I0028-BS1 OPR 0.25, Description: OPR

TCDA

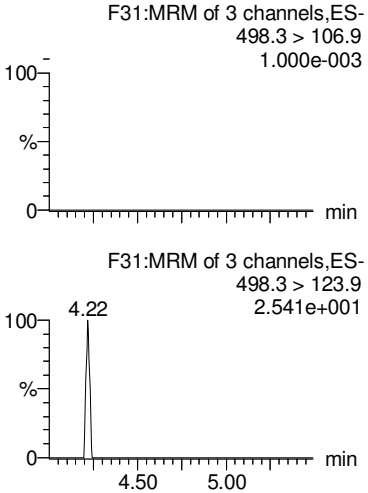

13C5-PFHxA

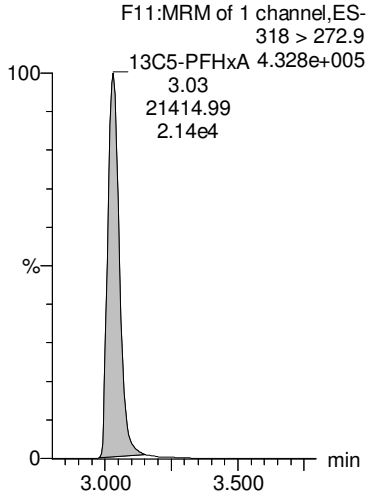

13C4-PFBA

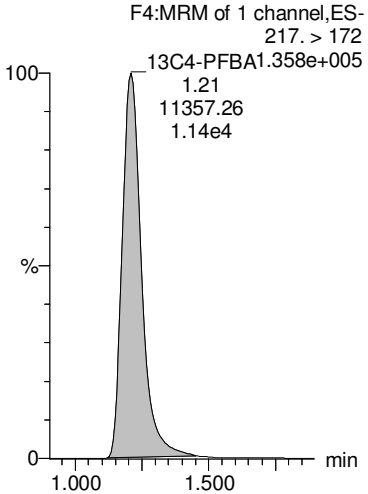

13C3-PFHxS

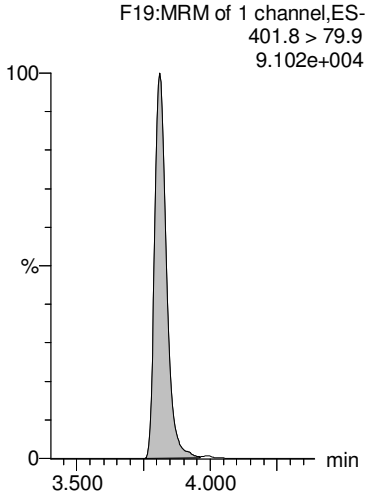

13C8-PFOA

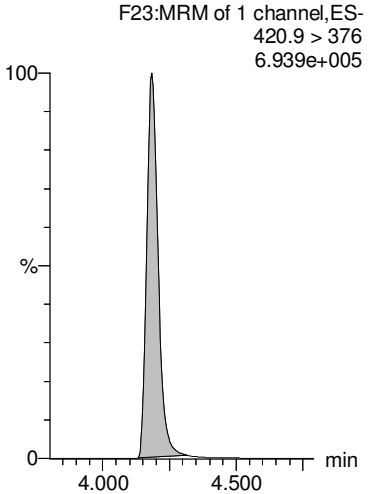

13C8-PFOS

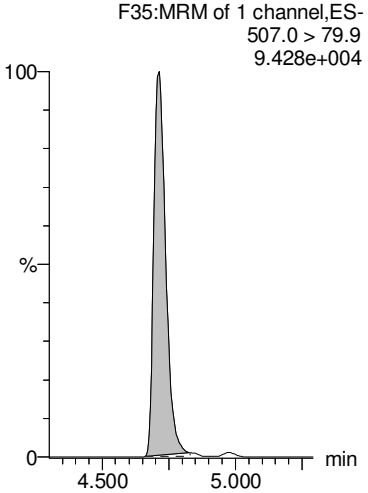

13C9-PFNA

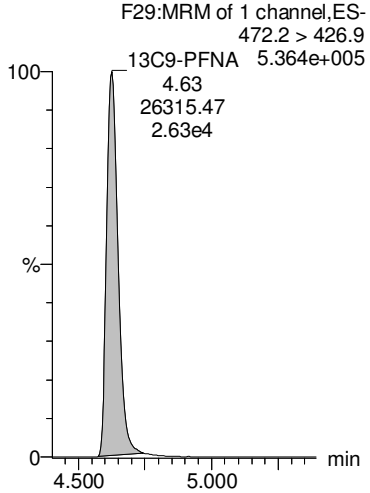

13C4-PFOS

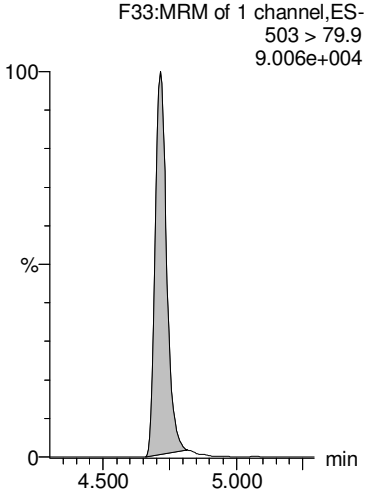

13C6-PFDA

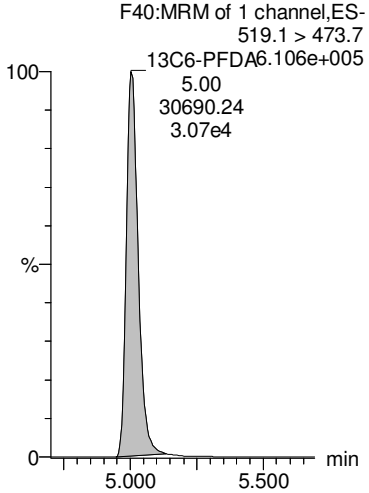

13C7-PFUdA

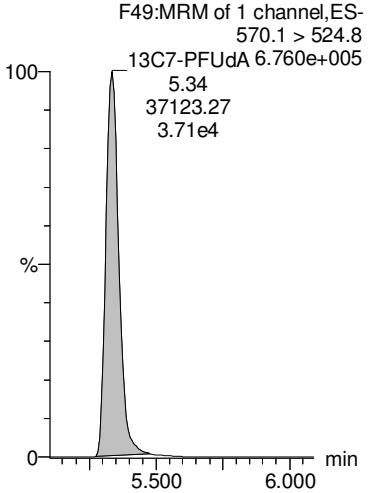

GM 9/20/2018

Dataset: Z:\Projects\PFAS.PRO\Results\180919M1\180919M1-30.qld

MMM 9/20/2018

Last Altered: Thursday, September 20, 2018 14:32:49 Pacific Daylight Time
Printed: Thursday, September 20, 2018 14:32:59 Pacific Daylight Time

Name: 180919M1_30, Date: 19-Sep-2018, Time: 21:13:15, ID: 1802861-01 PW1808291255GC 0.23353, Description: PW1808291255GC

	#	Name	Trace	Area	IS Area	Wt/Vol	RRF	RT	Response	Conc.	%Rec	Ion Ratio	Ratio Out?
1	1	PFBA	213.0 > 168.8	1.40e3	1.26e4	0.234	0.000	1.21	1.39	5.1479			
2	2	PFPeA	263.1 > 218.9	2.62e3	1.66e4	0.234	0.000	2.22	1.97	8.6412			
3	3	PFBS	299.0 > 79.7	1.14e2	2.24e3	0.234	0.000	2.52	0.636	1.8119		2.24	NO
4	4	4:2 FTS	327.2>307.2	2.64e0	4.09e3	0.234	0.000	3.03	0.00808			0.139	YES
5	5	PFHxA	313 > 269	3.27e3	1.13e4	0.234	0.000	3.03	1.44	6.1573		14.9	NO
6	36	13C3-PFBA	216.1 > 171.8	1.26e4	1.69e4	0.234	0.746	1.22	9.33	53.1697	99.3		
7	37	13C3-PFPeA	266. > 221.8	1.66e4	3.05e4	0.234	0.544	2.22	6.80	51.7180	96.6		
8	38	13C3-PFBS	302. > 98.8	2.24e3	4.48e3	0.234	0.500	2.52	6.25	53.2407	99.5		
9	39	13C2-4:2 FTS	329.2>308.9	4.09e3	4.48e3	0.234	0.914	2.94	11.4	44.8437	83.8		
10	40	13C2-PFHxA	315 > 270	1.13e4	3.05e4	0.234	0.928	3.03	4.64	21.0701	98.4		
11	-1												
12	7	PFHpA	363.0 > 318.9	8.78e2	1.77e4	0.234	0.000	3.65	0.619	2.1998		14.8	NO
13	6	PFPeS	349.1>80.1	4.22e1	2.24e3	0.234	0.000	3.24	0.236	0.8424		1.30	NO
14	8	L-PFHxS	398.9 > 79.6	2.03e2	1.64e3	0.234	0.000	3.81	1.54	3.5503		1.55	NO
15	9	Br-PFHxS	398.9 > 79.6	7.63e1	1.64e3	0.234	0.000	3.69	0.581	1.4210		2.37	NO
16	68	Total PFHxS	398.9 > 79.6	2.79e2	1.64e3	0.234			2.12	4.9713			
17	41	13C4-PFHpA	367.2 > 321.8	1.77e4	3.05e4	0.234	0.581	3.65	7.26	55.0840	102.9		
18	38	13C3-PFBS	302. > 98.8	2.24e3	4.48e3	0.234	0.500	2.52	6.25	53.2407	99.5		
19	42	18O2-PFHxS	403.0 > 102.6	1.64e3	4.48e3	0.234	0.367	3.81	4.59	49.1425	91.8		
20	42	18O2-PFHxS	403.0 > 102.6	1.64e3	4.48e3	0.234	0.367	3.81	4.59	49.1425	91.8		
21	42	18O2-PFHxS	403.0 > 102.6	1.64e3	4.48e3	0.234	0.367	3.81	4.59	49.1425	91.8		
22	-1												
23	10	6:2 FTS	427.1 > 407	3.31e1	4.54e3	0.234	0.000	4.12	0.0913	0.3832		2.14	YES
24	13	PFHpS	449 > 80.0		4.74e3	0.234							
25	11	L-PFOA	412.8 > 368.9	1.10e3	3.00e4	0.234	0.000	4.18	0.459	1.2916		4.49	NO
26	12	Br-PFOA	412.8 > 368.9		3.00e4	0.234							
27	69	Total PFOA	412.8 > 368.9	1.10e3	3.00e4	0.234			0.459	1.2916			
28	43	13C2-6:2 FTS	429.1 > 408.9	4.54e3	4.50e3	0.234	1.01	4.12	12.6	46.4466	86.8		
29	44	13C2-PFOA	414.9 > 369.7	3.00e4	4.30e4	0.234	0.698	4.18	8.72	53.2501	99.5		
30	44	13C2-PFOA	414.9 > 369.7	3.00e4	4.30e4	0.234	0.698	4.18	8.72	53.2501	99.5		
31	44	13C2-PFOA	414.9 > 369.7	3.00e4	4.30e4	0.234	0.698	4.18	8.72	53.2501	99.5		
32	44	13C2-PFOA	414.9 > 369.7	3.00e4	4.30e4	0.234	0.698	4.18	8.72	53.2501	99.5		
33	-1												
34	14	PFNA	463.0 > 418.8		2.88e4	0.234							
35	15	PFOSA	497.9 > 77.9		4.12e3	0.234							
36	16	L-PFOS	498.9 > 79.9		4.74e3	0.234							
37	17	Br-PFOS	498.9 > 79.9		4.74e3	0.234							

GM 9/20/2018

Dataset: Z:\Projects\PFAS.PRO\Results\180919M1\180919M1-30.qld

MMM 9/20/2018

Last Altered: Thursday, September 20, 2018 14:32:49 Pacific Daylight Time
Printed: Thursday, September 20, 2018 14:32:59 Pacific Daylight Time

Name: 180919M1_30, Date: 19-Sep-2018, Time: 21:13:15, ID: 1802861-01 PW1808291255GC 0.23353, Description: PW1808291255GC

	#	Name	Trace	Area	IS Area	Wt/Vol	RRF	RT	Response	Conc.	%Rec	Ion Ratio	Ratio Out?
38	70	Total PFOS	498.9 > 79.9	0.00e0	4.74e3	0.234			0.000				
39	45	13C5-PFNA	468.2 > 422.9	2.88e4	3.20e4	0.234	0.901	4.62	11.3	49.9059	93.2		
40	46	13C8-PFOSA	506.1 > 77.7	4.12e3	3.96e4	0.234	0.104	4.68	1.30	33.4546	62.5		
41	47	13C8-PFOS	507.0 > 79.9	4.74e3	4.50e3	0.234	1.05	4.71	13.2	53.8092	100.5		
42	47	13C8-PFOS	507.0 > 79.9	4.74e3	4.50e3	0.234	1.05	4.71	13.2	53.8092	100.5		
43	47	13C8-PFOS	507.0 > 79.9	4.74e3	4.50e3	0.234	1.05	4.71	13.2	53.8092	100.5		
44	-1												
45	18	PFDA	513 > 468.8	2.78e1	2.83e4	0.234	0.000	5.00	0.0123			4.50	NO
46	19	8:2 FTS	527 > 506.9		3.92e3	0.234							
47	20	PFNS	549.1 > 80.1		4.74e3	0.234							
48	26	PFDS	598.8 > 79.9		4.74e3	0.234							
49	25	PFUdA	563.0 > 518.9		3.52e4	0.234							
50	48	13C2-PFDA	515.1 > 469.9	2.83e4	3.33e4	0.234	0.848	5.00	10.6	49.3457	92.2		
51	49	13C2-8:2 FTS	529.1 > 508.7	3.92e3	4.50e3	0.234	0.871	4.97	10.9	51.4713	96.2		
52	47	13C8-PFOS	507.0 > 79.9	4.74e3	4.50e3	0.234	1.05	4.71	13.2	53.8092	100.5		
53	47	13C8-PFOS	507.0 > 79.9	4.74e3	4.50e3	0.234	1.05	4.71	13.2	53.8092	100.5		
54	51	13C2-PFUdA	565 > 519.8	3.52e4	3.96e4	0.234	0.890	5.33	11.1	48.8629	91.3		
55	-1												
56	21	L-MeFOSAA	570 > 419		7.69e3	0.234							
57	22	Br-MeFOSAA	570. > 419		7.69e3	0.234							
58	71	Total N-MeFOSAA	570. > 419	0.00e0	7.69e3	0.234			0.000				
59	29	PFTrDA	662.9 > 618.9		3.25e4	0.234							
60	30	PFTeDA	712.8 > 669.0	4.77e1	2.28e4	0.234	0.000	6.09	0.0262			23.5	YES
61	50	d3-N-MeFOSAA	573.3 > 419	7.69e3	3.96e4	0.234	0.194	5.15	2.43	45.1920	84.4		
62	50	d3-N-MeFOSAA	573.3 > 419	7.69e3	3.96e4	0.234	0.194	5.15	2.43	45.1920	84.4		
63	50	d3-N-MeFOSAA	573.3 > 419	7.69e3	3.96e4	0.234	0.194	5.15	2.43	45.1920	84.4		
64	53	13C2-PFDoA	615.0 > 569.7	3.25e4	3.33e4	0.234	0.977	5.62	12.2	47.4532	88.7		
65	55	13C2-PFTeDA	714.8 > 669.6	2.28e4	3.96e4	0.234	0.576	6.09	7.20	48.5250	90.7		
66	-1												
67	23	L-EtFOSAA	584.1 > 419		8.73e3	0.234							
68	24	Br-ETFOSAA	584.1 > 419		8.73e3	0.234							
69	72	Total N-EtFOSAA	584.1 > 419	0.00e0	8.73e3	0.234			0.000				
70	27	PFDoA	612.9 > 569.0		3.25e4	0.234							
71	73	TCDA	498.3>106.9			0.234							
72	52	d5-N-EtFOSAA	589.3 > 419	8.73e3	3.96e4	0.234	0.220	5.31	2.76	46.0868	86.1		
73	52	d5-N-EtFOSAA	589.3 > 419	8.73e3	3.96e4	0.234	0.220	5.31	2.76	46.0868	86.1		
74	52	d5-N-EtFOSAA	589.3 > 419	8.73e3	3.96e4	0.234	0.220	5.31	2.76	46.0868	86.1		

GM 9/20/2018

Dataset: Z:\Projects\PFAS.PRO\Results\180919M1\180919M1-30.qld

MMM 9/20/2018

Last Altered: Thursday, September 20, 2018 14:32:49 Pacific Daylight Time
Printed: Thursday, September 20, 2018 14:32:59 Pacific Daylight Time

Name: 180919M1_30, Date: 19-Sep-2018, Time: 21:13:15, ID: 1802861-01 PW1808291255GC 0.23353, Description: PW1808291255GC

	#	Name	Trace	Area	IS Area	Wt/Vol	RRF	RT	Response	Conc.	%Rec	Ion Ratio	Ratio Out?
75	53	13C2-PFDoA	615.0 > 569.7	3.25e4	3.33e4	0.234	0.977	5.62	12.2	47.4532	88.7		
76	47	13C8-PFOS	507.0 > 79.9	4.74e3	4.50e3	0.234	1.05	4.71	13.2	53.8092	100.5		
77	-1												
78	60	13C4-PFBA	217. > 172	1.69e4	1.69e4	0.234	1.00	1.21	12.5	53.5263	100.0		
79	61	13C5-PFHxA	318 > 272.9	3.05e4	3.05e4	0.234	1.00	3.03	12.5	53.5263	100.0		
80	62	13C3-PFHxS	401.8 > 79.9	4.48e3	4.48e3	0.234	1.00	3.81	12.5	53.5263	100.0		
81	63	13C8-PFOA	420.9 > 376	4.30e4	4.30e4	0.234	1.00	4.18	12.5	53.5263	100.0		
82	64	13C9-PFNA	472.2 > 426.9	3.20e4	3.20e4	0.234	1.00	4.62	12.5	53.5263	100.0		
83	65	13C4-PFOS	503 > 79.9	4.50e3	4.50e3	0.234	1.00	4.71	12.5	53.5263	100.0		
84	66	13C6-PFDA	519.1 > 473.7	3.33e4	3.33e4	0.234	1.00	5.00	12.5	53.5263	100.0		
85	67	13C7-PFUdA	570.1 > 524.8	3.96e4	3.96e4	0.234	1.00	5.33	12.5	53.5263	100.0		

GM 9/20/2018

Dataset: Z:\Projects\PFAS.PRO\Results\180919M1\180919M1-30.qld

MMM 9/20/2018

Last Altered: Thursday, September 20, 2018 14:32:49 Pacific Daylight Time
Printed: Thursday, September 20, 2018 14:32:59 Pacific Daylight Time

Method: Z:\Projects\PFAS.pro\MethDB\PFAS_FULL_80C_091918.mdb 20 Sep 2018 08:42:56
Calibration: Z:\Projects\PFAS.pro\CurveDB\C18_VAL-PFAS_Q4_09-18-18.cdb 19 Sep 2018 09:23:23

Name: 180919M1_30, Date: 19-Sep-2018, Time: 21:13:15, ID: 1802861-01 PW1808291255GC 0.23353, Description: PW1808291255GC

PFBA

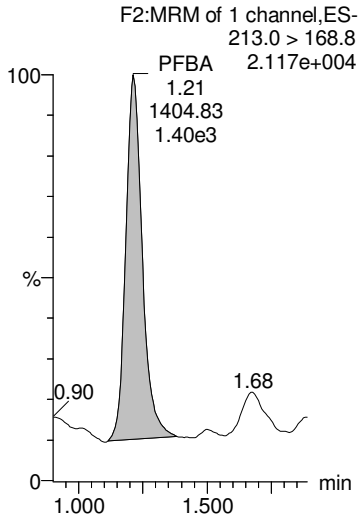

PFPeA

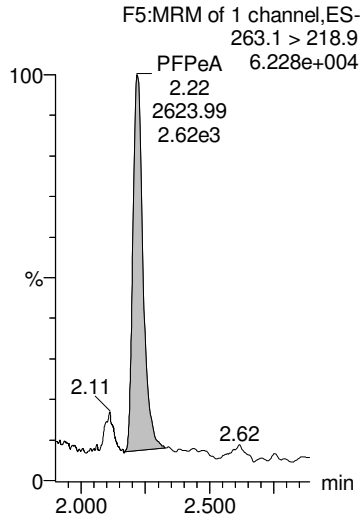

PFBS

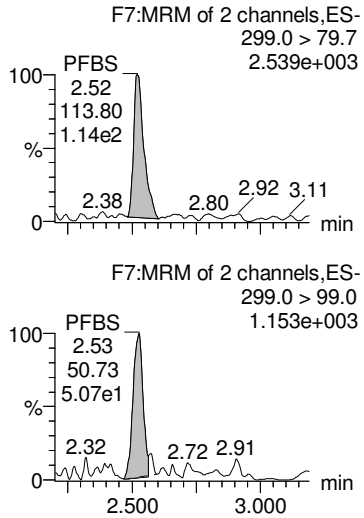

4:2 FTS

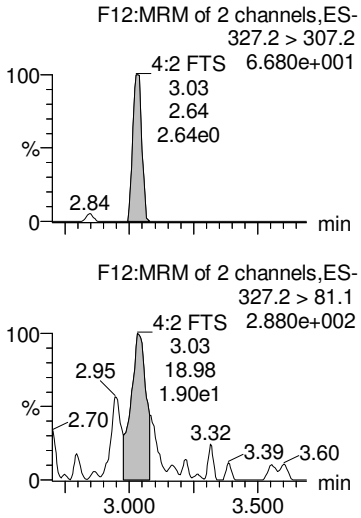

PFHxA

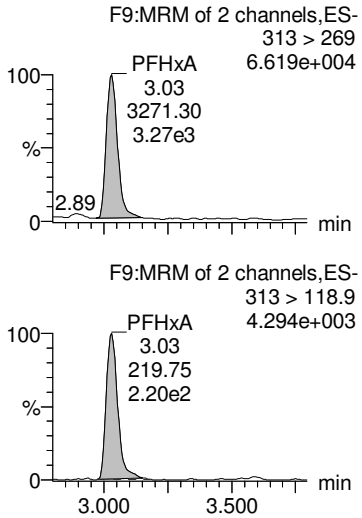

13C3-PFBA

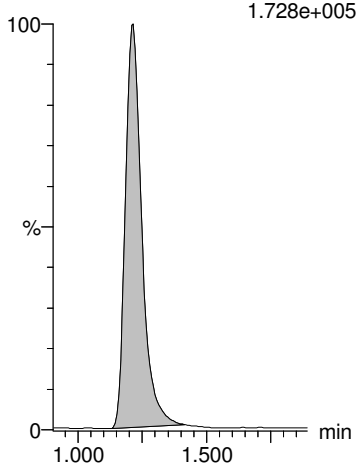

13C3-PFPeA

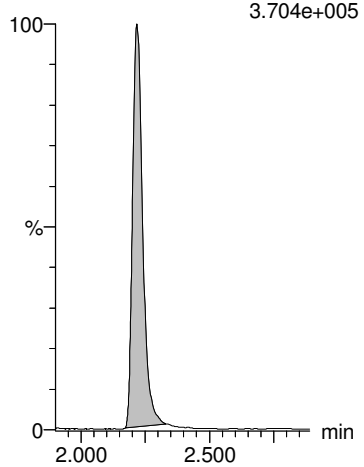

13C3-PFBS

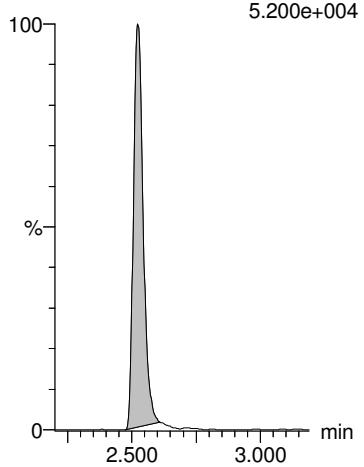

13C2-4:2 FTS

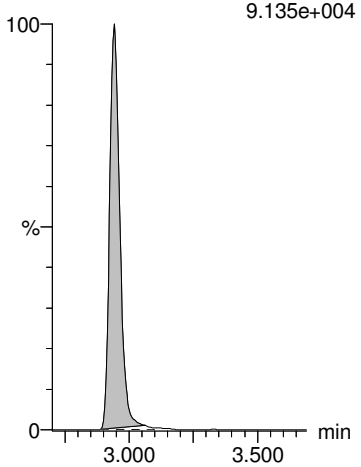

13C2-PFHxA

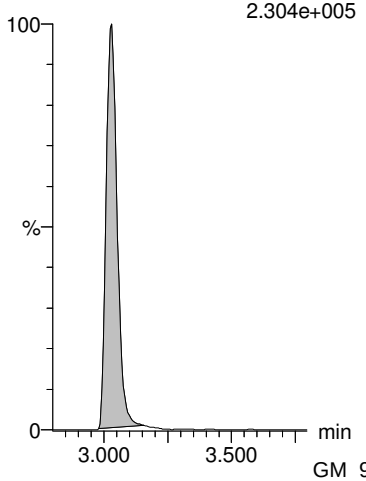

GM 9/20/2018

Dataset: Z:\Projects\PFAS.PRO\Results\180919M1\180919M1-30.qld

MMM 9/20/2018

Last Altered: Thursday, September 20, 2018 14:32:49 Pacific Daylight Time
Printed: Thursday, September 20, 2018 14:32:59 Pacific Daylight Time

Name: 180919M1_30, Date: 19-Sep-2018, Time: 21:13:15, ID: 1802861-01 PW1808291255GC 0.23353, Description: PW1808291255GC

PFHpA

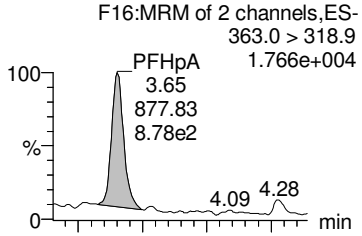

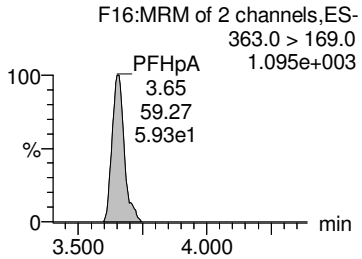

PFPeS

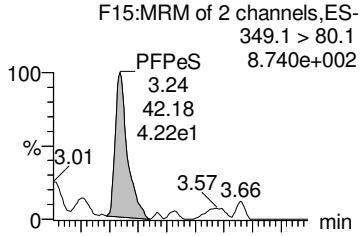

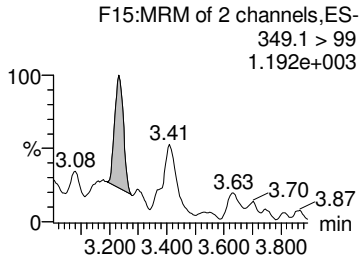

L-PFHxS

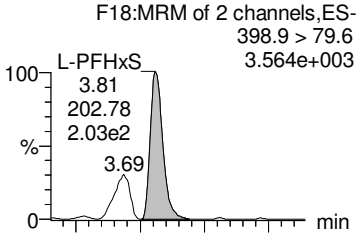

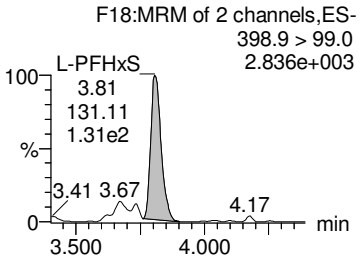

Br-PFHxS

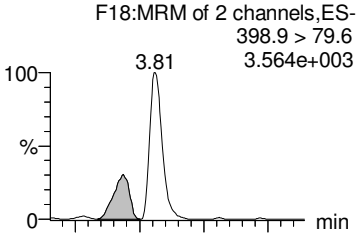

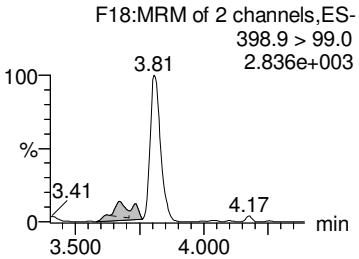

Total PFHxS

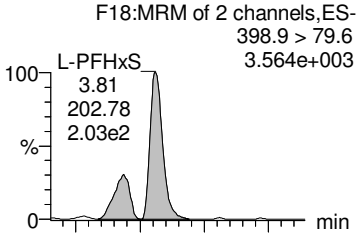

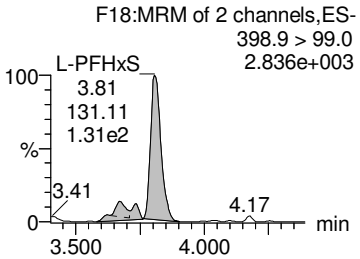

13C4-PFHpA

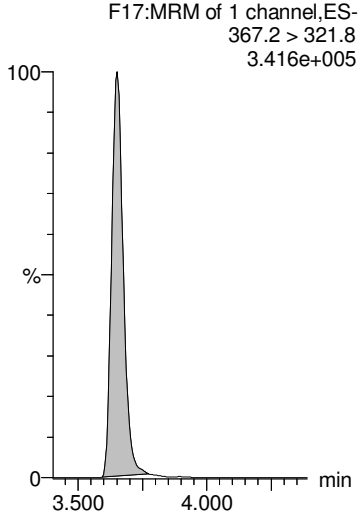

13C3-PFBS

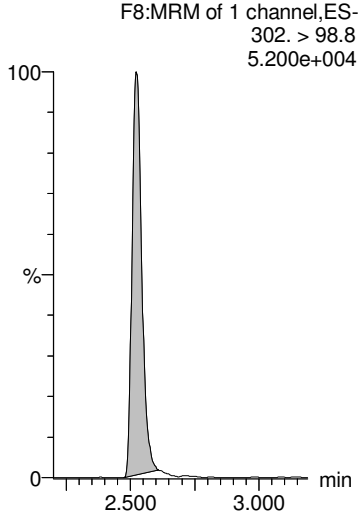

18O2-PFHxS

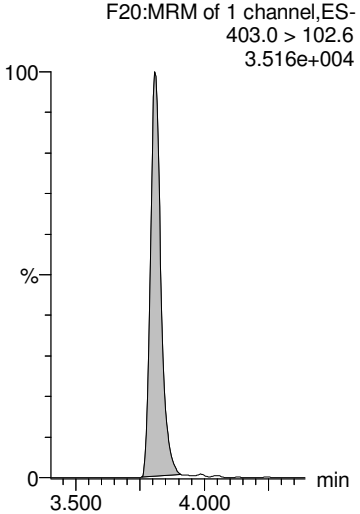

18O2-PFHxS

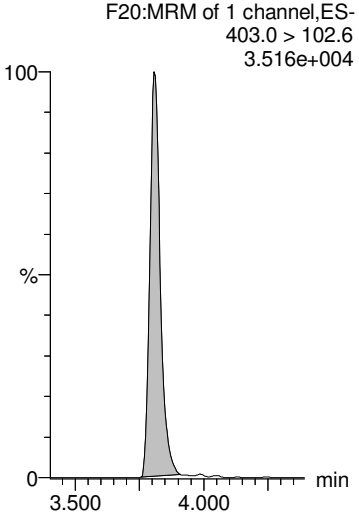

18O2-PFHxS

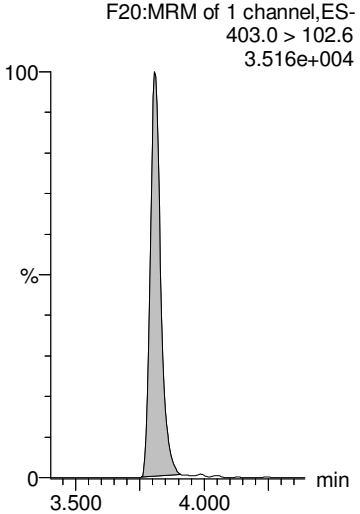

GM 9/20/2018

Dataset: Z:\Projects\PFAS.PRO\Results\180919M1\180919M1-30.qld

MMM 9/20/2018

Last Altered: Thursday, September 20, 2018 14:32:49 Pacific Daylight Time
Printed: Thursday, September 20, 2018 14:32:59 Pacific Daylight Time

Name: 180919M1_30, Date: 19-Sep-2018, Time: 21:13:15, ID: 1802861-01 PW1808291255GC 0.23353, Description: PW1808291255GC

6:2 FTS

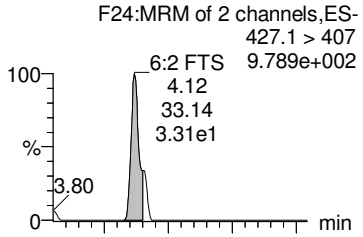

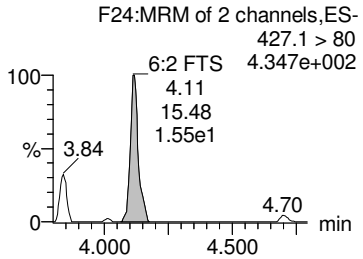

PFHpS

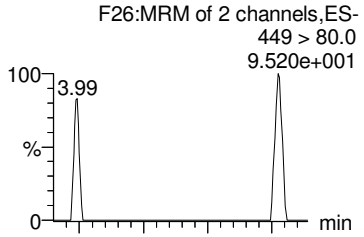

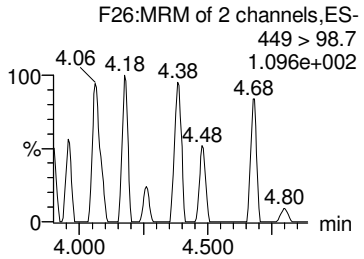

L-PFOA

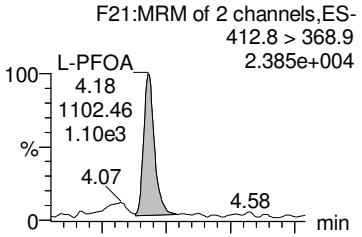

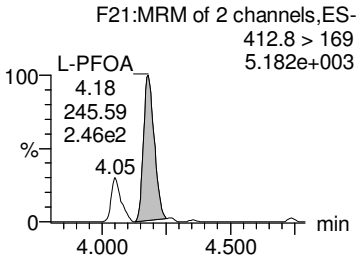

Br-PFOA

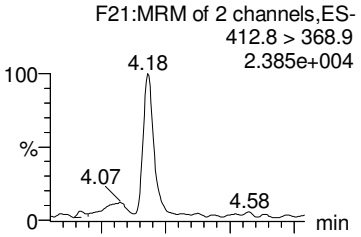

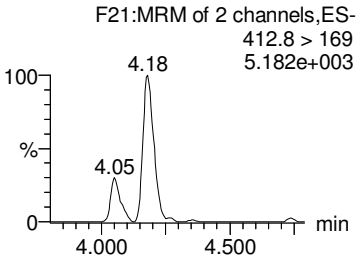

Total PFOA

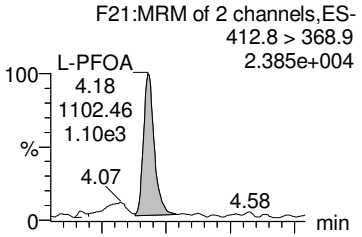

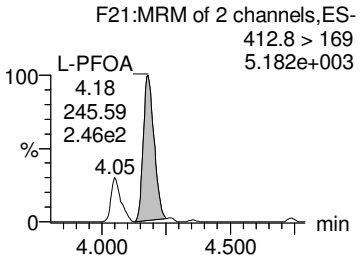

13C2-6:2 FTS

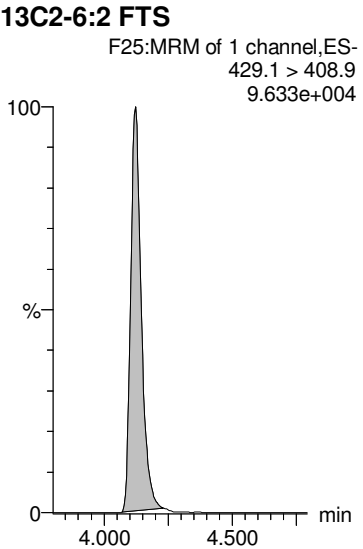

13C2-PFOA

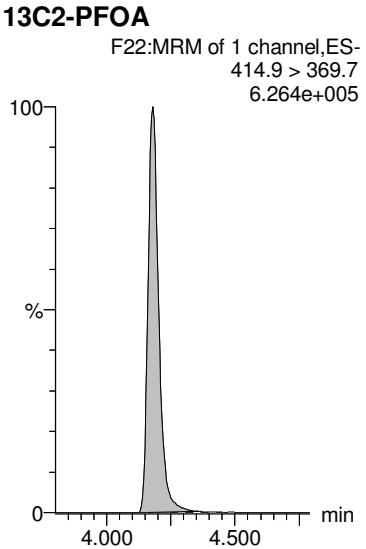

13C2-PFOA

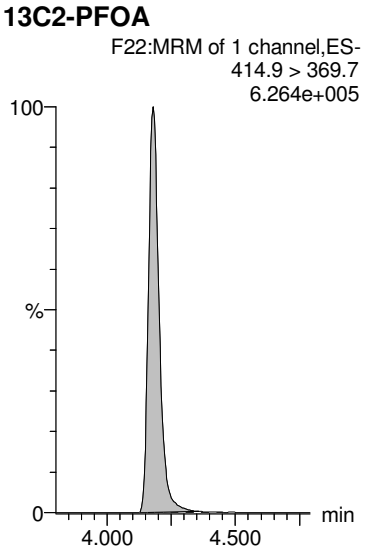

13C2-PFOA

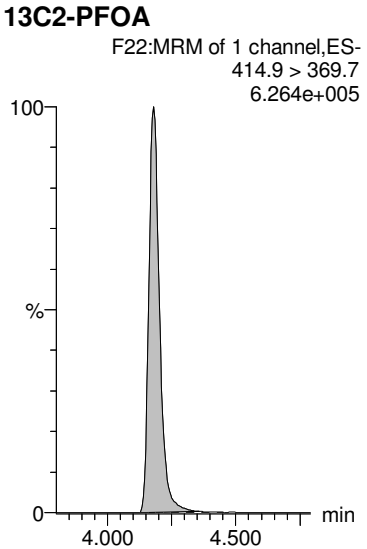

13C2-PFOA

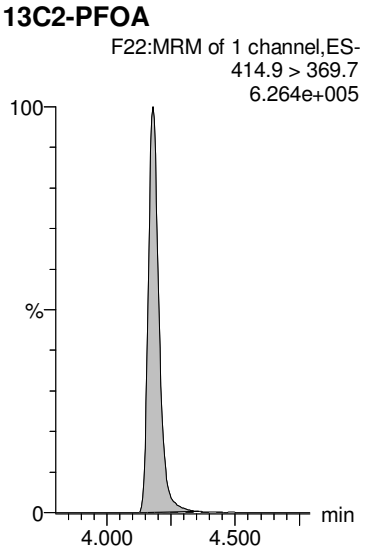

GM 9/20/2018

Dataset: Z:\Projects\PFAS.PRO\Results\180919M1\180919M1-30.qld

MMM 9/20/2018

Last Altered: Thursday, September 20, 2018 14:32:49 Pacific Daylight Time
Printed: Thursday, September 20, 2018 14:32:59 Pacific Daylight Time

Name: 180919M1_30, Date: 19-Sep-2018, Time: 21:13:15, ID: 1802861-01 PW1808291255GC 0.23353, Description: PW1808291255GC

PFNA

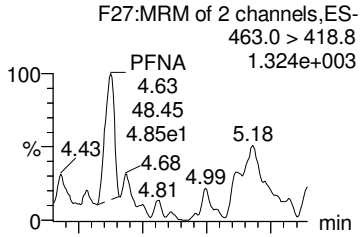

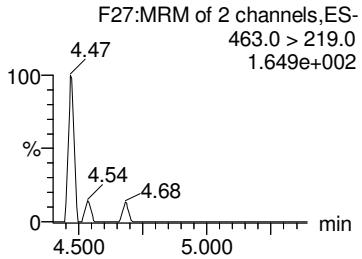

PFOSA

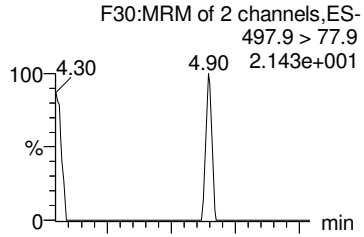

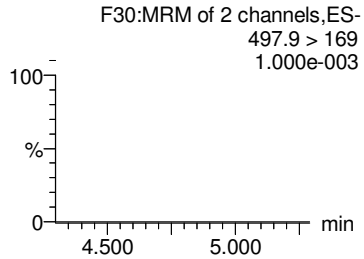

L-PFOS

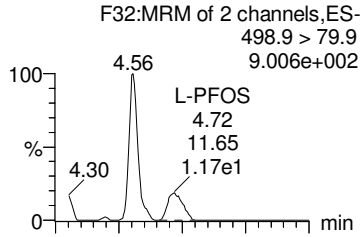

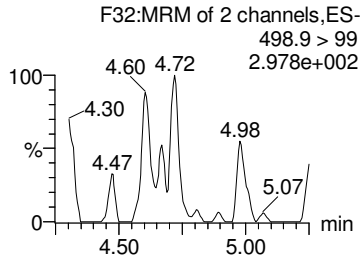

Br-PFOS

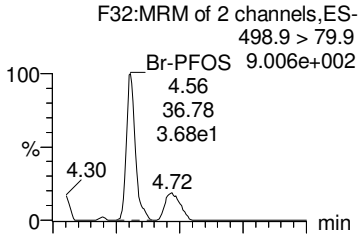

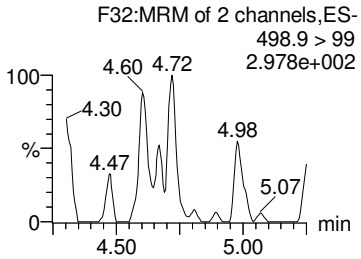

Total PFOS

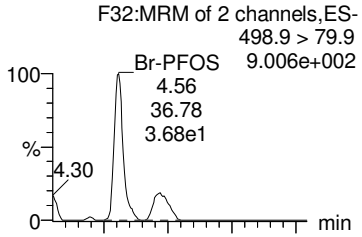

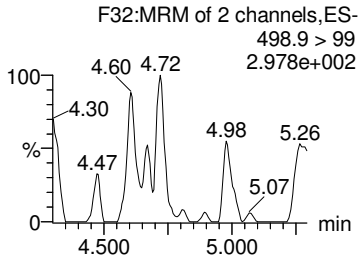

13C5-PFNA

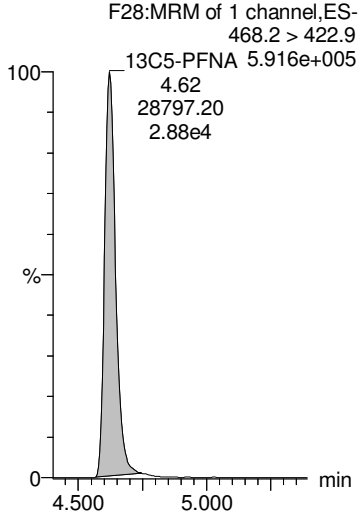

13C8-PFOSA

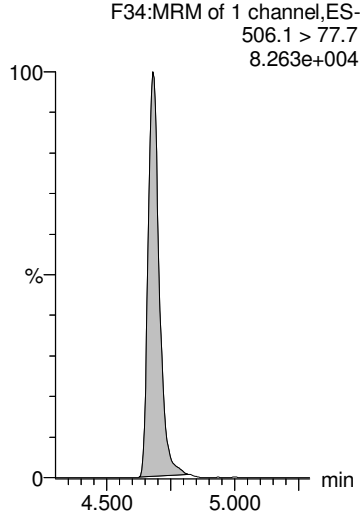

13C8-PFOS

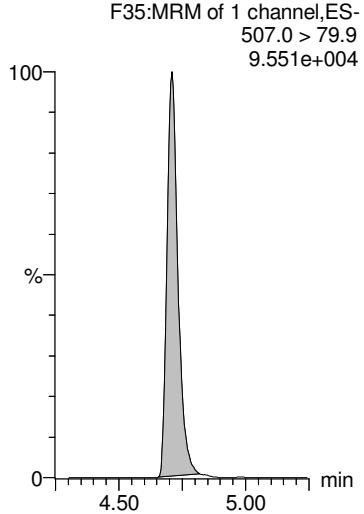

13C8-PFOS

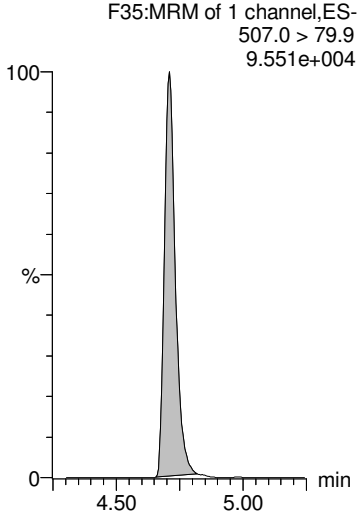

13C8-PFOS

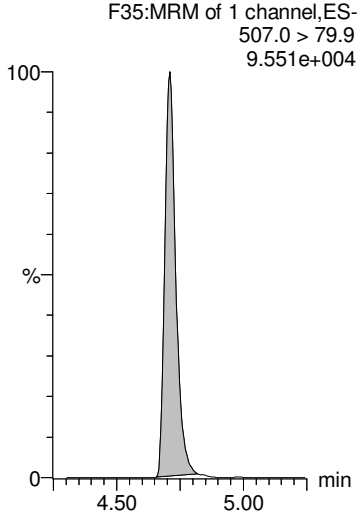

GM 9/20/2018

Dataset: Z:\Projects\PFAS.PRO\Results\180919M1\180919M1-30.qld

MMM 9/20/2018

Last Altered: Thursday, September 20, 2018 14:32:49 Pacific Daylight Time
Printed: Thursday, September 20, 2018 14:32:59 Pacific Daylight Time

Name: 180919M1_30, Date: 19-Sep-2018, Time: 21:13:15, ID: 1802861-01 PW1808291255GC 0.23353, Description: PW1808291255GC

PFDA

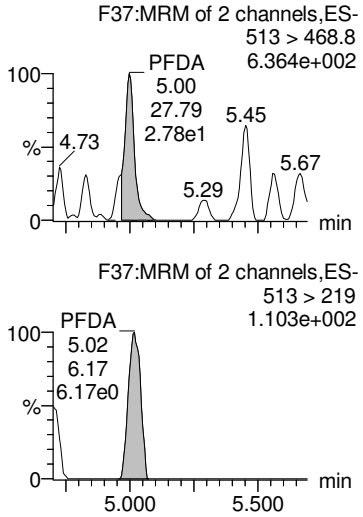

8:2 FTS

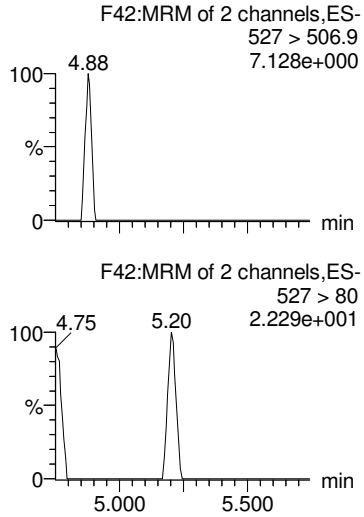

PFNS

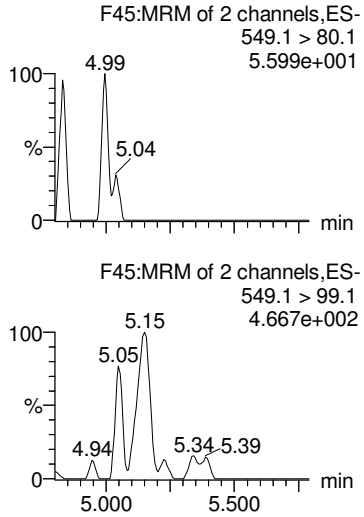

PFDS

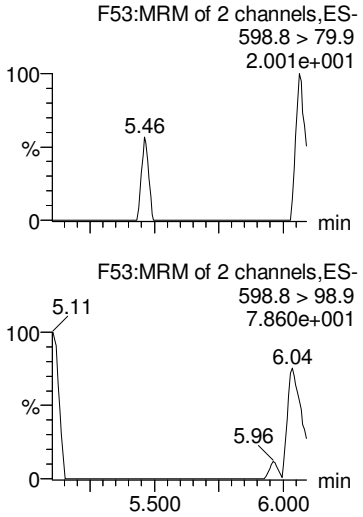

PFUdA

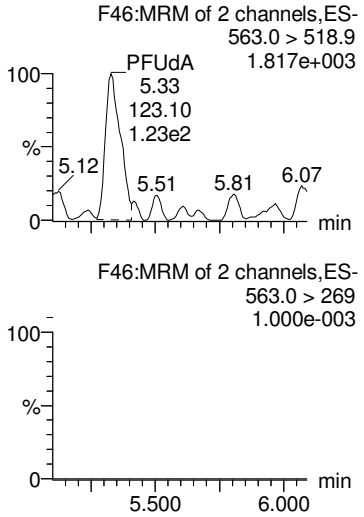

13C2-PFDA

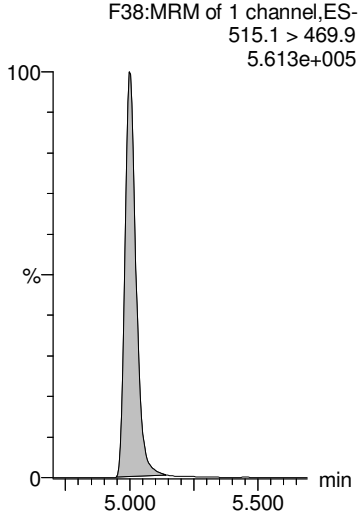

13C2-8:2 FTS

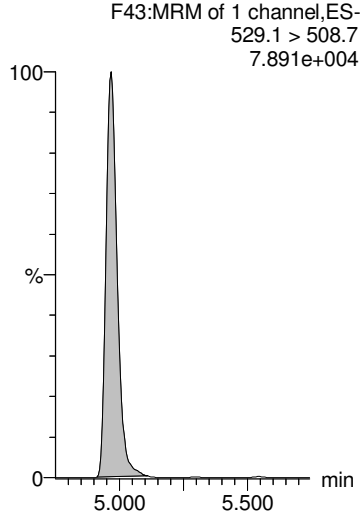

13C8-PFOS

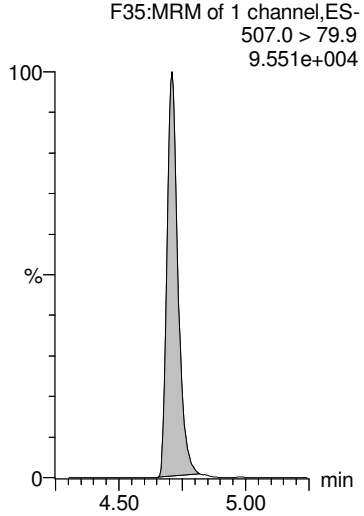

13C8-PFOS

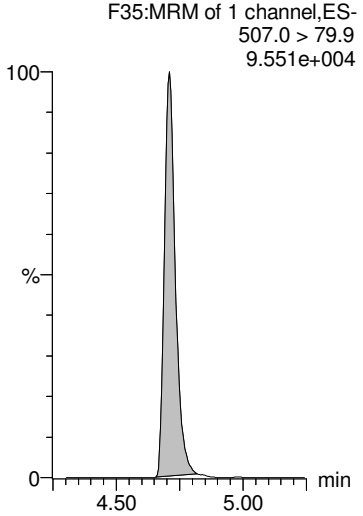

13C2-PFUdA

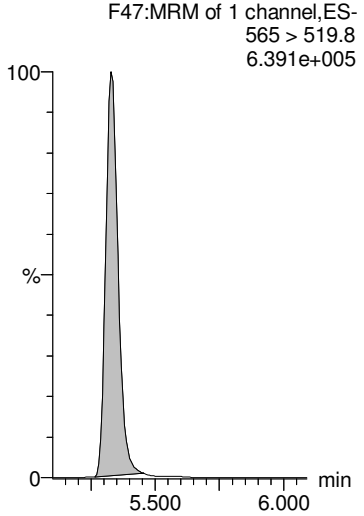

GM 9/20/2018

Dataset: Z:\Projects\PFAS.PRO\Results\180919M1\180919M1-30.qld

MMM 9/20/2018

Last Altered: Thursday, September 20, 2018 14:32:49 Pacific Daylight Time
Printed: Thursday, September 20, 2018 14:32:59 Pacific Daylight Time

Name: 180919M1_30, Date: 19-Sep-2018, Time: 21:13:15, ID: 1802861-01 PW1808291255GC 0.23353, Description: PW1808291255GC

L-MeFOSAA

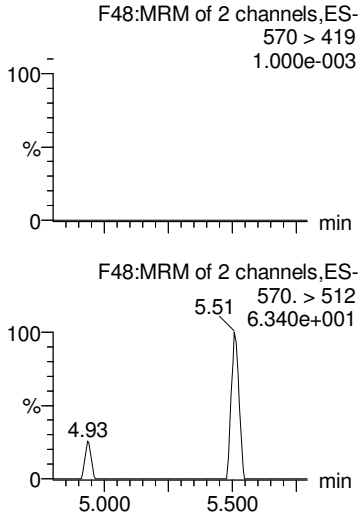

Br-MeFOSAA

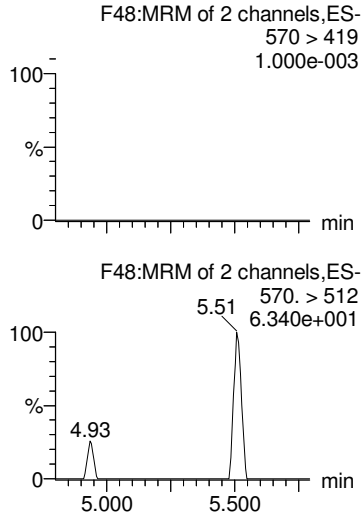

Total N-MeFOSAA

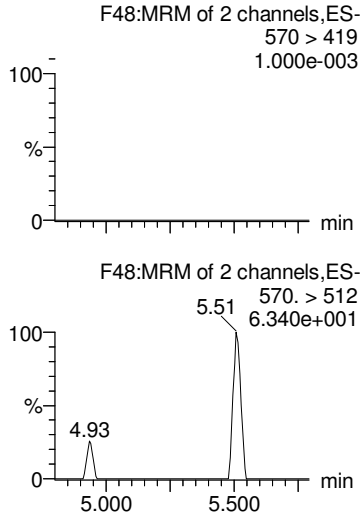

PFTrDA

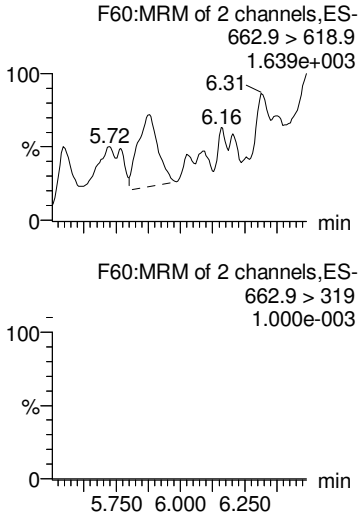

PFTeDA

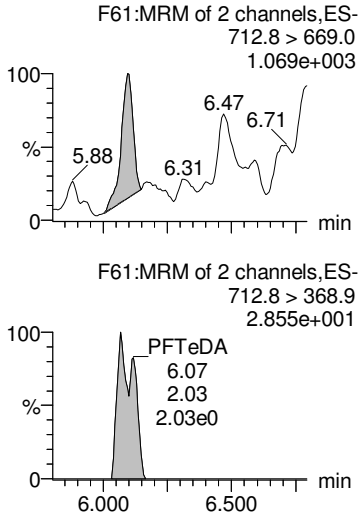

d3-N-MeFOSAA

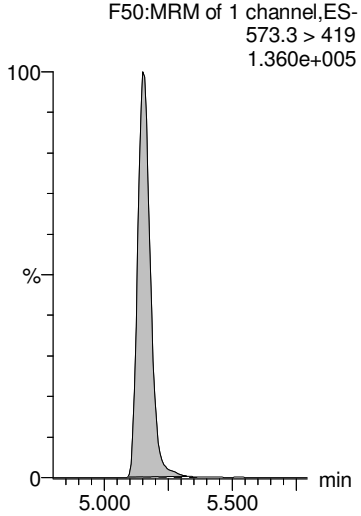

d3-N-MeFOSAA

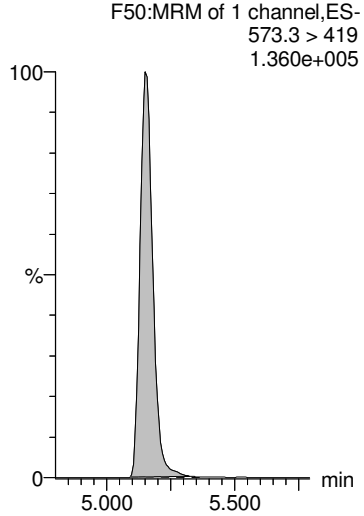

d3-N-MeFOSAA

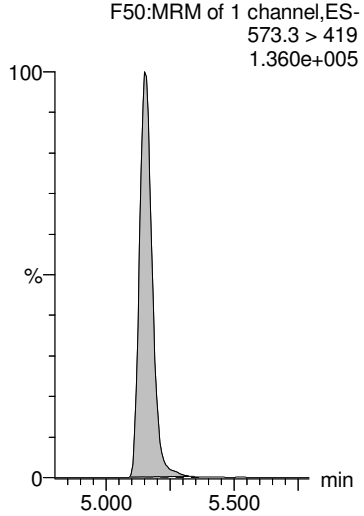

13C2-PFDoA

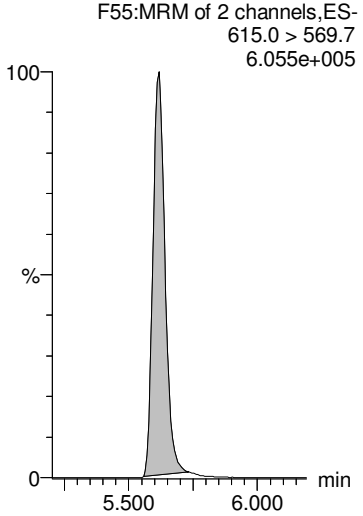

13C2-PFTeDA

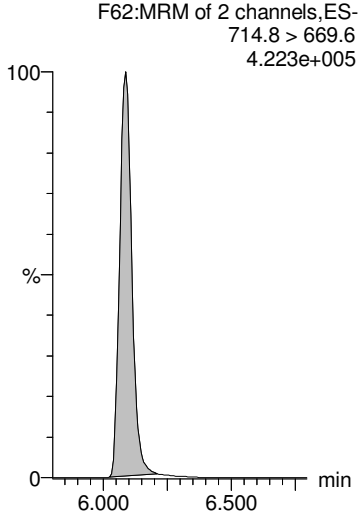

GM 9/20/2018

Dataset: Z:\Projects\PFAS.PRO\Results\180919M1\180919M1-30.qld

MMM 9/20/2018

Last Altered: Thursday, September 20, 2018 14:32:49 Pacific Daylight Time
Printed: Thursday, September 20, 2018 14:32:59 Pacific Daylight Time

Name: 180919M1_30, Date: 19-Sep-2018, Time: 21:13:15, ID: 1802861-01 PW1808291255GC 0.23353, Description: PW1808291255GC

L-EtFOSAA

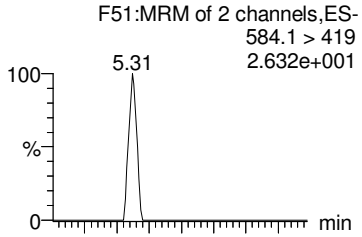

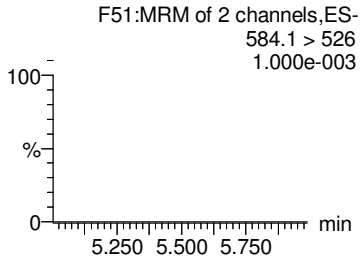

Br-ETFOSAA

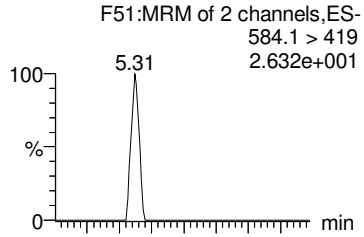

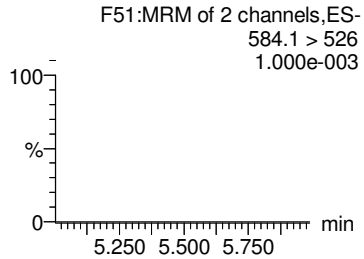

Total N-EtFOSAA

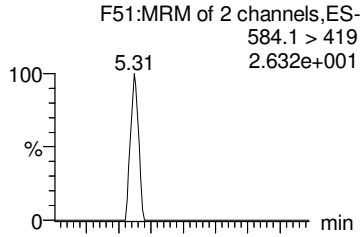

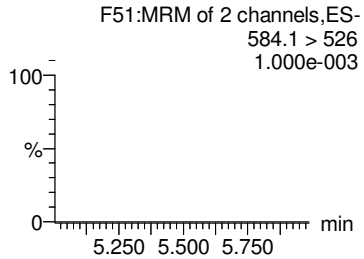

PFDoA

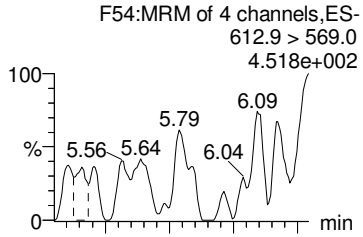

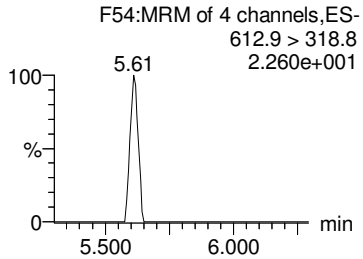

TCDA

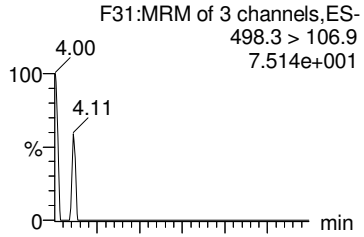

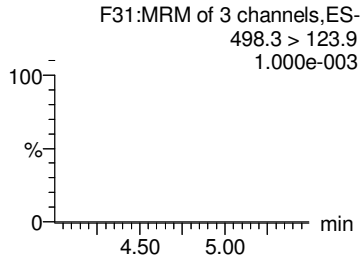

d5-N-EtFOSAA

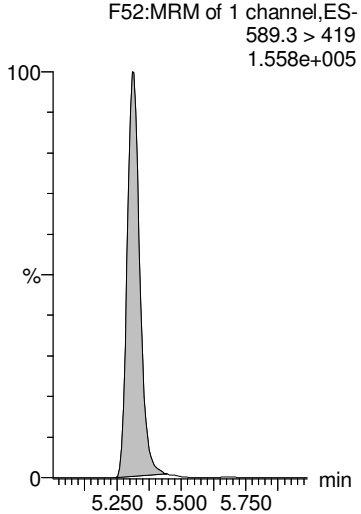

d5-N-EtFOSAA

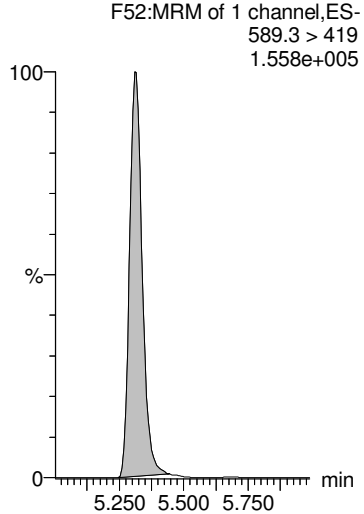

d5-N-EtFOSAA

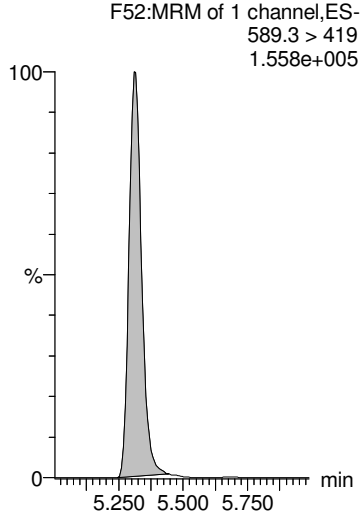

13C2-PFDoA

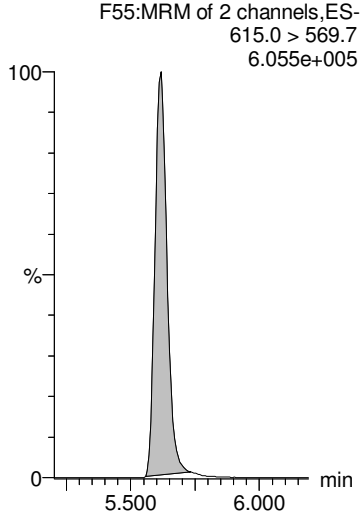

13C8-PFOS

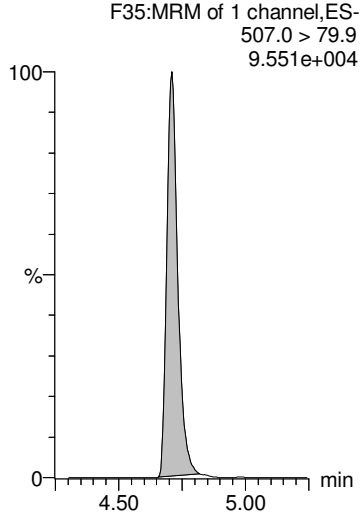

GM 9/20/2018

Dataset: Z:\Projects\PFAS.PRO\Results\180919M1\180919M1-30.qld

MMM 9/20/2018

Last Altered: Thursday, September 20, 2018 14:32:49 Pacific Daylight Time
Printed: Thursday, September 20, 2018 14:32:59 Pacific Daylight Time

Name: 180919M1_30, Date: 19-Sep-2018, Time: 21:13:15, ID: 1802861-01 PW1808291255GC 0.23353, Description: PW1808291255GC

13C4-PFBA

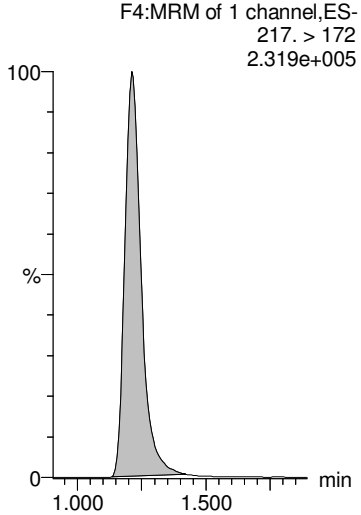

13C5-PFHxA

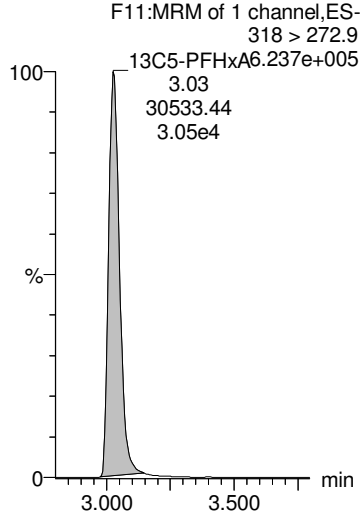

13C3-PFHxS

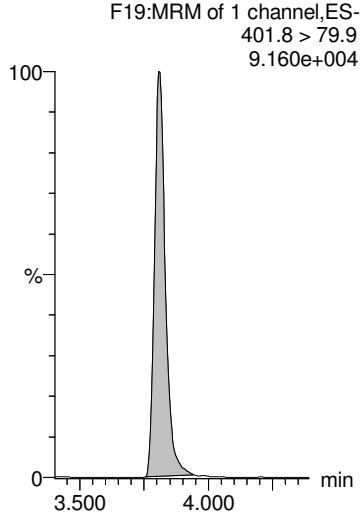

13C8-PFOA

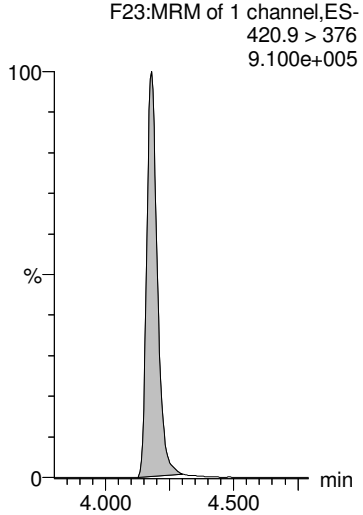

13C9-PFNA

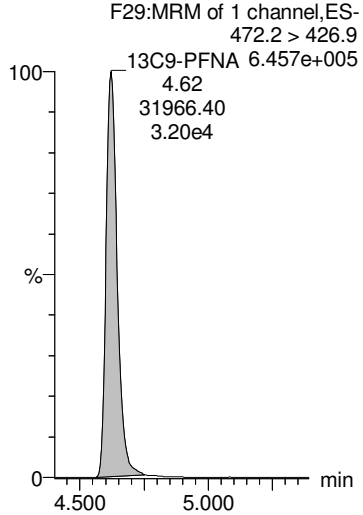

13C4-PFOS

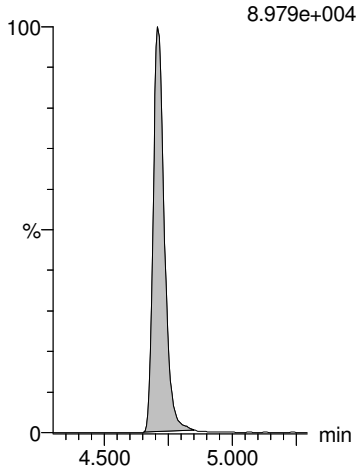

13C6-PFDA

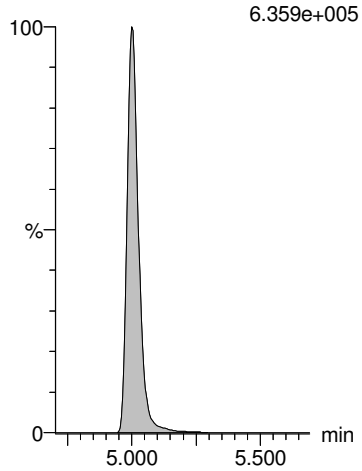

13C7-PFUdA

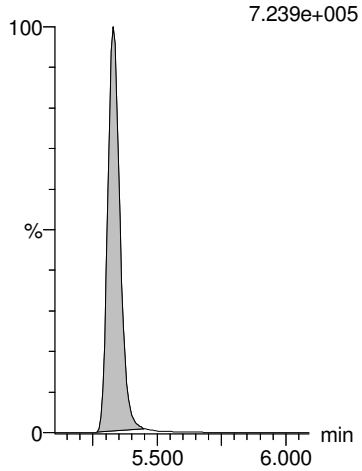

GM 9/20/2018

Dataset: Z:\Projects\PFAS.PRO\Results\180919M1\180919M1-31.qld

MMM 9/20/2018

Last Altered: Thursday, September 20, 2018 14:46:15 Pacific Daylight Time
Printed: Thursday, September 20, 2018 14:46:24 Pacific Daylight Time

Name: 180919M1_31, Date: 19-Sep-2018, Time: 21:23:47, ID: 1802861-02 PW1808291430GC 0.22014, Description: PW1808291430GC

	#	Name	Trace	Area	IS Area	Wt/Vol	RRF	RT	Response	Conc.	%Rec	Ion Ratio	Ratio Out?
1	1	PFBA	213.0 > 168.8	7.43e3	1.12e4	0.220	0.000	1.21	8.30	32.9496			
2	2	PFPeA	263.1 > 218.9	2.93e4	1.51e4	0.220	0.000	2.22	24.2	112.6186			
3	3	PFBS	299.0 > 79.7	9.35e2	2.08e3	0.220	0.000	2.52	5.62	13.6268		2.62	NO
4	4	4:2 FTS	327.2>307.2	9.33e0	3.83e3	0.220	0.000	2.96	0.0305			0.747	YES
5	5	PFHxA	313 > 269	5.06e4	9.52e3	0.220	0.000	3.03	26.6	122.6016		14.6	NO
6	36	13C3-PFBA	216.1 > 171.8	1.12e4	1.52e4	0.220	0.738	1.22	9.22	55.7351	98.2		
7	37	13C3-PFPeA	266. > 221.8	1.51e4	2.74e4	0.220	0.553	2.21	6.91	55.7426	98.2		
8	38	13C3-PFBS	302. > 98.8	2.08e3	4.08e3	0.220	0.510	2.52	6.37	57.6106	101.5		
9	39	13C2-4:2 FTS	329.2>308.9	3.83e3	4.08e3	0.220	0.939	2.94	11.7	48.8478	86.0		
10	40	13C2-PFHxA	315 > 270	9.52e3	2.74e4	0.220	0.869	3.03	4.34	20.9116	92.1		
11	-1												
12	7	PFHpA	363.0 > 318.9	1.91e4	1.55e4	0.220	0.000	3.65	15.4	57.7708		14.6	NO
13	6	PFPeS	349.1>80.1	1.07e3	2.08e3	0.220	0.000	3.24	6.40	19.0075		1.55	NO
14	8	L-PFHxS	398.9 > 79.6	2.27e4	1.47e3	0.220	0.000	3.81	194	461.0415		1.55	NO
15	9	Br-PFHxS	398.9 > 79.6	2.92e3	1.47e3	0.220	0.000	3.68	24.8	58.5361		2.56	NO
16	68	Total PFHxS	398.9 > 79.6	2.56e4	1.47e3	0.220			218	519.5775			
17	41	13C4-PFHpA	367.2 > 321.8	1.55e4	2.74e4	0.220	0.565	3.65	7.06	56.8427	100.1		
18	38	13C3-PFBS	302. > 98.8	2.08e3	4.08e3	0.220	0.510	2.52	6.37	57.6106	101.5		
19	42	18O2-PFHxS	403.0 > 102.6	1.47e3	4.08e3	0.220	0.360	3.81	4.49	51.1005	90.0		
20	42	18O2-PFHxS	403.0 > 102.6	1.47e3	4.08e3	0.220	0.360	3.81	4.49	51.1005	90.0		
21	42	18O2-PFHxS	403.0 > 102.6	1.47e3	4.08e3	0.220	0.360	3.81	4.49	51.1005	90.0		
22	-1												
23	10	6:2 FTS	427.1 > 407	6.43e3	4.66e3	0.220	0.000	4.12	17.2	65.0902		2.87	NO
24	13	PFHpS	449 > 80.0	1.27e3	4.49e3	0.220	0.000	4.30	3.53	18.1791		2.10	YES
25	11	L-PFOA	412.8 > 368.9	7.23e4	2.51e4	0.220	0.000	4.18	36.0	114.1559		3.43	NO
26	12	Br-PFOA	412.8 > 368.9	4.30e3	2.51e4	0.220	0.000	4.05	2.14	6.6898		1.96	NO
27	69	Total PFOA	412.8 > 368.9	7.66e4	2.51e4	0.220			38.2	120.8457			
28	43	13C2-6:2 FTS	429.1 > 408.9	4.66e3	4.12e3	0.220	1.13	4.12	14.2	55.3602	97.5		
29	44	13C2-PFOA	414.9 > 369.7	2.51e4	3.91e4	0.220	0.641	4.18	8.01	51.8692	91.3		
30	44	13C2-PFOA	414.9 > 369.7	2.51e4	3.91e4	0.220	0.641	4.18	8.01	51.8692	91.3		
31	44	13C2-PFOA	414.9 > 369.7	2.51e4	3.91e4	0.220	0.641	4.18	8.01	51.8692	91.3		
32	44	13C2-PFOA	414.9 > 369.7	2.51e4	3.91e4	0.220	0.641	4.18	8.01	51.8692	91.3		
33	-1												
34	14	PFNA	463.0 > 418.8	1.77e3	2.45e4	0.220	0.000	4.62	0.899	3.5112		4.66	NO
35	15	PFOSA	497.9 > 77.9	7.15e1	3.68e3	0.220	0.000	4.55	0.243	1.0716		16.0	YES
36	16	L-PFOS	498.9 > 79.9	2.50e4	4.49e3	0.220	0.000	4.71	69.6	316.4461		1.56	NO
37	17	Br-PFOS	498.9 > 79.9	1.90e4	4.49e3	0.220	0.000	4.56	52.8	240.1687		3.74	NO

GM 9/20/2018

Dataset: Z:\Projects\PFAS.PRO\Results\180919M1\180919M1-31.qld

MMM 9/20/2018

Last Altered: Thursday, September 20, 2018 14:46:15 Pacific Daylight Time
Printed: Thursday, September 20, 2018 14:46:24 Pacific Daylight Time

Name: 180919M1_31, Date: 19-Sep-2018, Time: 21:23:47, ID: 1802861-02 PW1808291430GC 0.22014, Description: PW1808291430GC

	#	Name	Trace	Area	IS Area	Wt/Vol	RRF	RT	Response	Conc.	%Rec	Ion Ratio	Ratio Out?
38	70	Total PFOS	498.9 > 79.9	4.40e4	4.49e3	0.220			122	556.6148			
39	45	13C5-PFNA	468.2 > 422.9	2.45e4	2.90e4	0.220	0.845	4.62	10.6	49.6774	87.5		
40	46	13C8-PFOSA	506.1 > 77.7	3.68e3	3.65e4	0.220	0.101	4.68	1.26	34.3068	60.4		
41	47	13C8-PFOS	507.0 > 79.9	4.49e3	4.12e3	0.220	1.09	4.71	13.6	59.1388	104.2		
42	47	13C8-PFOS	507.0 > 79.9	4.49e3	4.12e3	0.220	1.09	4.71	13.6	59.1388	104.2		
43	47	13C8-PFOS	507.0 > 79.9	4.49e3	4.12e3	0.220	1.09	4.71	13.6	59.1388	104.2		
44	-1												
45	18	PFDA	513 > 468.8	7.26e1	2.31e4	0.220	0.000	5.00	0.0392	0.0223		8.26	YES
46	19	8:2 FTS	527 > 506.9	1.40e2	3.69e3	0.220	0.000	4.97	0.473	1.3978		2.47	NO
47	20	PFNS	549.1 > 80.1		4.49e3	0.220							
48	26	PFDS	598.8 > 79.9		4.49e3	0.220							
49	25	PFUdA	563.0 > 518.9	8.16e1	2.85e4	0.220	0.000	5.33	0.0359	0.1170		18.4	YES
50	48	13C2-PFDA	515.1 > 469.9	2.31e4	3.01e4	0.220	0.769	5.00	9.61	47.4446	83.6		
51	49	13C2-8:2 FTS	529.1 > 508.7	3.69e3	4.12e3	0.220	0.897	4.97	11.2	56.2620	99.1		
52	47	13C8-PFOS	507.0 > 79.9	4.49e3	4.12e3	0.220	1.09	4.71	13.6	59.1388	104.2		
53	47	13C8-PFOS	507.0 > 79.9	4.49e3	4.12e3	0.220	1.09	4.71	13.6	59.1388	104.2		
54	51	13C2-PFUdA	565 > 519.8	2.85e4	3.65e4	0.220	0.779	5.33	9.73	45.3321	79.8		
55	-1												
56	21	L-MeFOSAA	570 > 419		6.37e3	0.220							
57	22	Br-MeFOSAA	570. > 419		6.37e3	0.220							
58	71	Total N-MeFOSAA	570. > 419	0.00e0	6.37e3	0.220			0.000				
59	29	PFTrDA	662.9 > 618.9		2.66e4	0.220							
60	30	PFTeDA	712.8 > 669.0		2.04e4	0.220							
61	50	d3-N-MeFOSAA	573.3 > 419	6.37e3	3.65e4	0.220	0.174	5.15	2.18	43.0104	75.7		
62	50	d3-N-MeFOSAA	573.3 > 419	6.37e3	3.65e4	0.220	0.174	5.15	2.18	43.0104	75.7		
63	50	d3-N-MeFOSAA	573.3 > 419	6.37e3	3.65e4	0.220	0.174	5.15	2.18	43.0104	75.7		
64	53	13C2-PFDoA	615.0 > 569.7	2.66e4	3.01e4	0.220	0.884	5.62	11.1	45.5586	80.2		
65	55	13C2-PFTeDA	714.8 > 669.6	2.04e4	3.65e4	0.220	0.559	6.09	6.99	49.9652	88.0		
66	-1												
67	23	L-EtFOSAA	584.1 > 419	2.30e0	8.00e3	0.220	0.000	5.31	0.00359	0.1415		2.95	YES
68	24	Br-ETFOSAA	584.1 > 419		8.00e3	0.220							
69	72	Total N-EtFOSAA	584.1 > 419	2.30e0	8.00e3	0.220			0.00359	0.1415			
70	27	PFDoA	612.9 > 569.0		2.66e4	0.220							
71	73	TCDA	498.3>106.9			0.220							
72	52	d5-N-EtFOSAA	589.3 > 419	8.00e3	3.65e4	0.220	0.219	5.32	2.74	48.5315	85.5		
73	52	d5-N-EtFOSAA	589.3 > 419	8.00e3	3.65e4	0.220	0.219	5.32	2.74	48.5315	85.5		
74	52	d5-N-EtFOSAA	589.3 > 419	8.00e3	3.65e4	0.220	0.219	5.32	2.74	48.5315	85.5		

GM 9/20/2018

Dataset: Z:\Projects\PFAS.PRO\Results\180919M1\180919M1-31.qld

MMM 9/20/2018

Last Altered: Thursday, September 20, 2018 14:46:15 Pacific Daylight Time
Printed: Thursday, September 20, 2018 14:46:24 Pacific Daylight Time

Name: 180919M1_31, Date: 19-Sep-2018, Time: 21:23:47, ID: 1802861-02 PW1808291430GC 0.22014, Description: PW1808291430GC

	#	Name	Trace	Area	IS Area	Wt/Vol	RRF	RT	Response	Conc.	%Rec	Ion Ratio	Ratio Out?
75	53	13C2-PFDoA	615.0 > 569.7	2.66e4	3.01e4	0.220	0.884	5.62	11.1	45.5586	80.2		
76	47	13C8-PFOS	507.0 > 79.9	4.49e3	4.12e3	0.220	1.09	4.71	13.6	59.1388	104.2		
77	-1												
78	60	13C4-PFBA	217. > 172	1.52e4	1.52e4	0.220	1.00	1.22	12.5	56.7820	100.0		
79	61	13C5-PFHxA	318 > 272.9	2.74e4	2.74e4	0.220	1.00	3.03	12.5	56.7820	100.0		
80	62	13C3-PFHxS	401.8 > 79.9	4.08e3	4.08e3	0.220	1.00	3.81	12.5	56.7820	100.0		
81	63	13C8-PFOA	420.9 > 376	3.91e4	3.91e4	0.220	1.00	4.18	12.5	56.7820	100.0		
82	64	13C9-PFNA	472.2 > 426.9	2.90e4	2.90e4	0.220	1.00	4.62	12.5	56.7820	100.0		
83	65	13C4-PFOS	503 > 79.9	4.12e3	4.12e3	0.220	1.00	4.71	12.5	56.7820	100.0		
84	66	13C6-PFDA	519.1 > 473.7	3.01e4	3.01e4	0.220	1.00	5.00	12.5	56.7820	100.0		
85	67	13C7-PFUdA	570.1 > 524.8	3.65e4	3.65e4	0.220	1.00	5.33	12.5	56.7820	100.0		

GM 9/20/2018

Dataset: Z:\Projects\PFAS.PRO\Results\180919M1\180919M1-31.qld

MMM 9/20/2018

Last Altered: Thursday, September 20, 2018 14:46:15 Pacific Daylight Time
Printed: Thursday, September 20, 2018 14:46:24 Pacific Daylight Time

Method: Z:\Projects\PFAS.pro\MethDB\PFAS_FULL_80C_091918.mdb 20 Sep 2018 08:42:56
Calibration: Z:\Projects\PFAS.pro\CurveDB\C18_VAL-PFAS_Q4_09-18-18.cdb 19 Sep 2018 09:23:23

Name: 180919M1_31, Date: 19-Sep-2018, Time: 21:23:47, ID: 1802861-02 PW1808291430GC 0.22014, Description: PW1808291430GC

PFBA

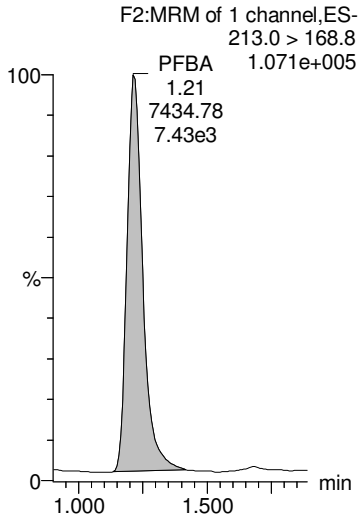

PFPeA

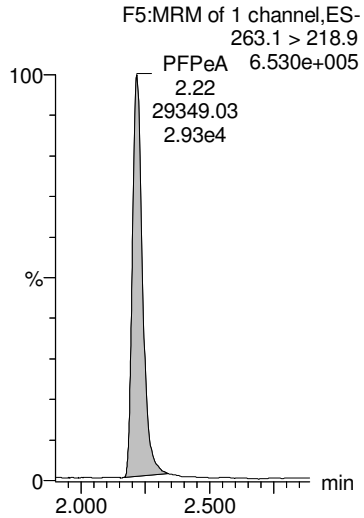

PFBS

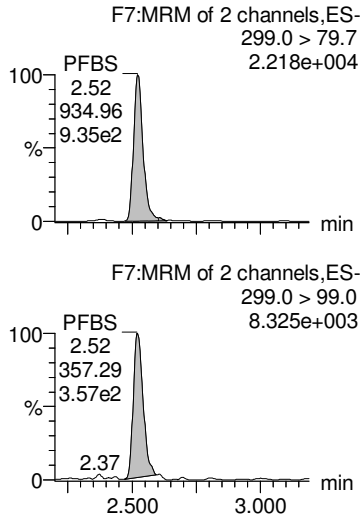

4:2 FTS

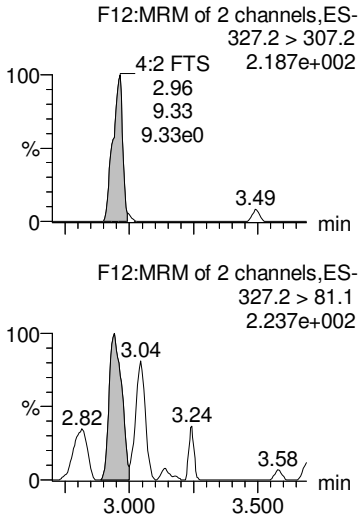

PFHxA

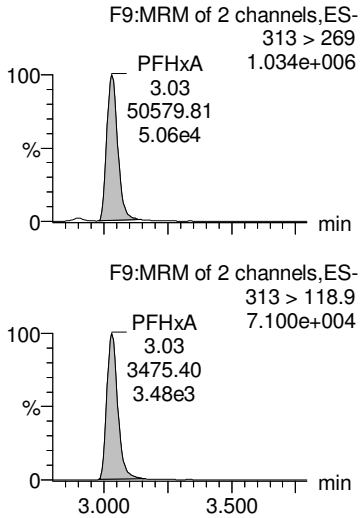

13C3-PFBA

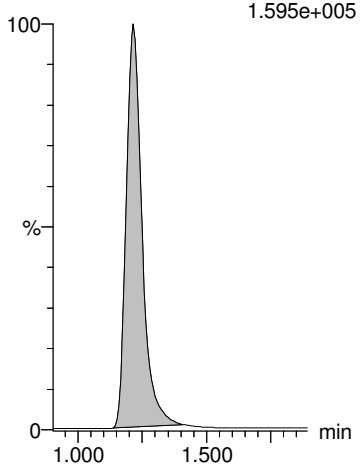

13C3-PFPeA

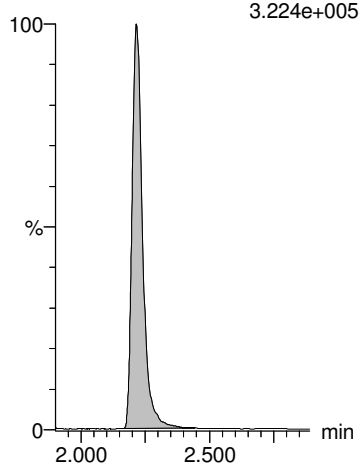

13C3-PFBS

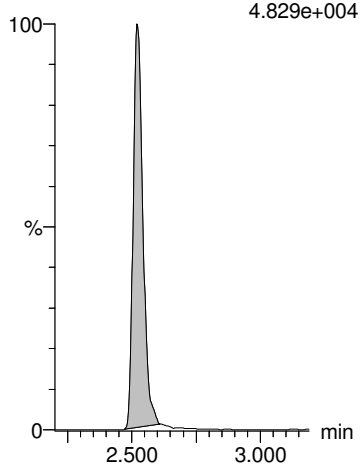

13C2-4:2 FTS

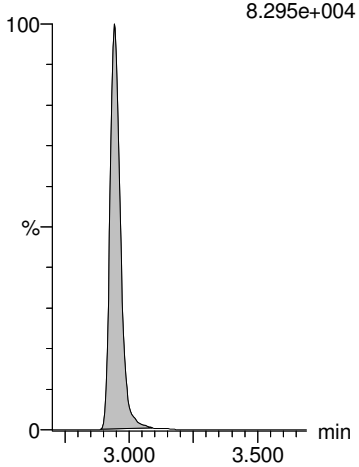

13C2-PFHxA

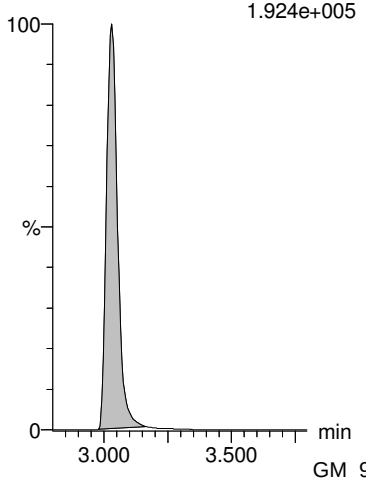

GM 9/20/2018

Dataset: Z:\Projects\PFAS.PRO\Results\180919M1\180919M1-31.qld

MMM 9/20/2018

Last Altered: Thursday, September 20, 2018 14:46:15 Pacific Daylight Time
Printed: Thursday, September 20, 2018 14:46:24 Pacific Daylight Time

Name: 180919M1_31, Date: 19-Sep-2018, Time: 21:23:47, ID: 1802861-02 PW1808291430GC 0.22014, Description: PW1808291430GC

PFHpA

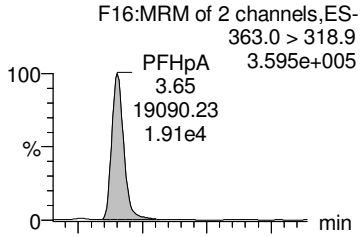

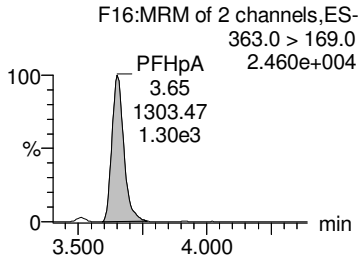

PFPeS

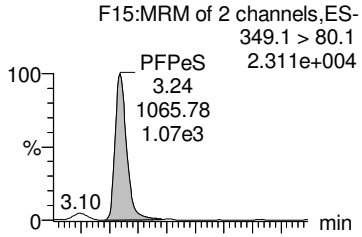

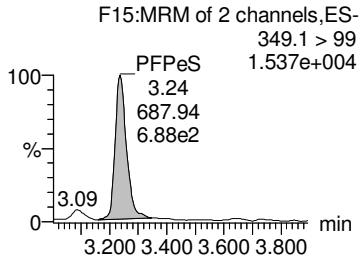

L-PFHxS

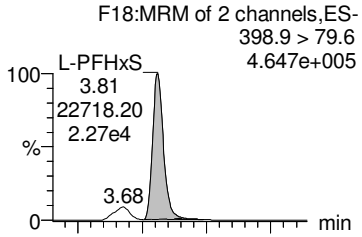

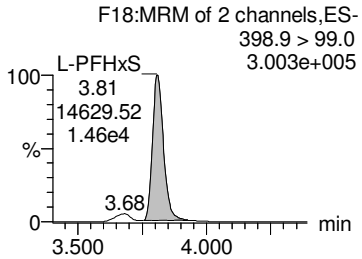

Br-PFHxS

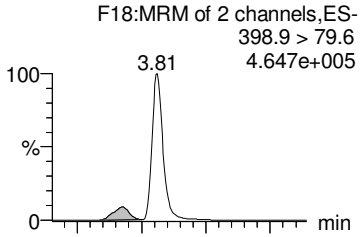

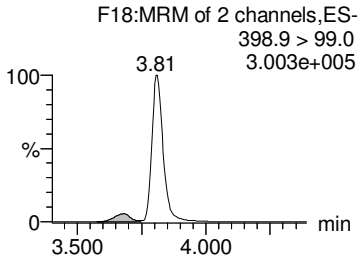

Total PFHxS

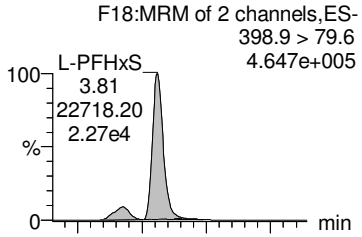

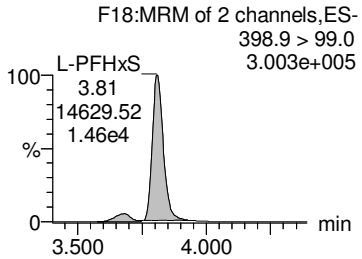

13C4-PFHpA

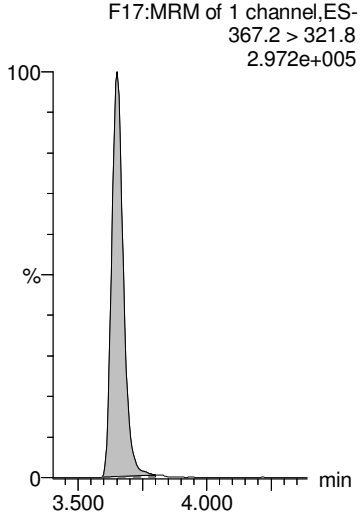

13C3-PFBS

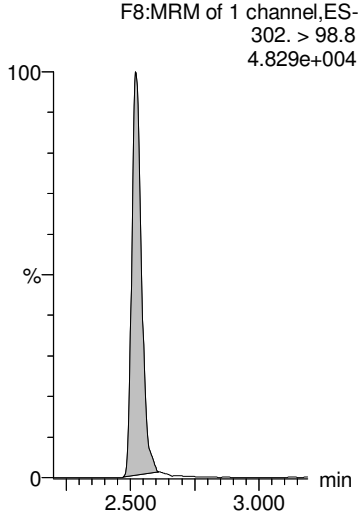

18O2-PFHxS

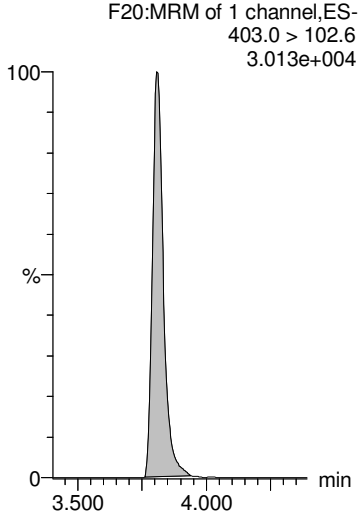

18O2-PFHxS

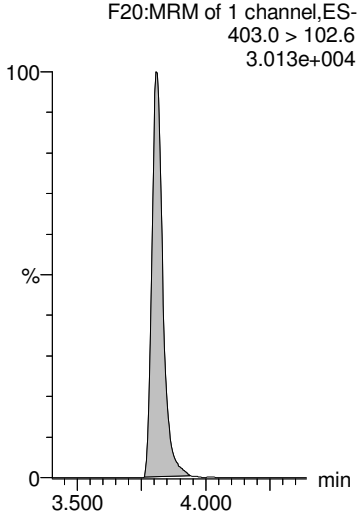

18O2-PFHxS

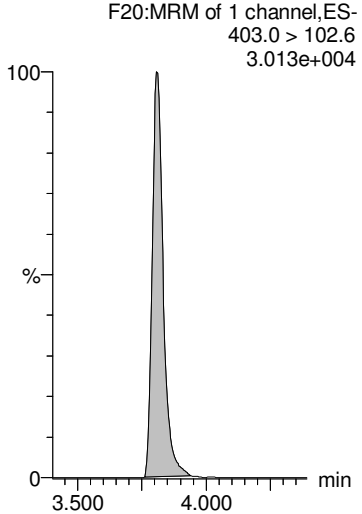

GM 9/20/2018

Dataset: Z:\Projects\PFAS.PRO\Results\180919M1\180919M1-31.qld

MMM 9/20/2018

Last Altered: Thursday, September 20, 2018 14:46:15 Pacific Daylight Time
Printed: Thursday, September 20, 2018 14:46:24 Pacific Daylight Time

Name: 180919M1_31, Date: 19-Sep-2018, Time: 21:23:47, ID: 1802861-02 PW1808291430GC 0.22014, Description: PW1808291430GC

6:2 FTS

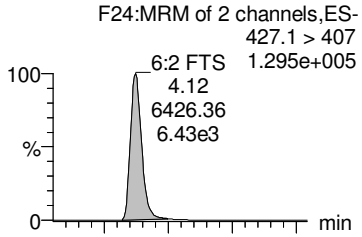

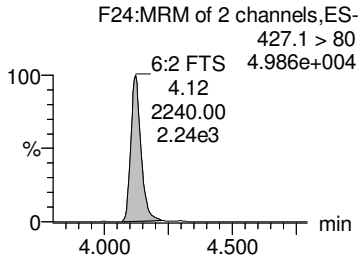

PFHpS

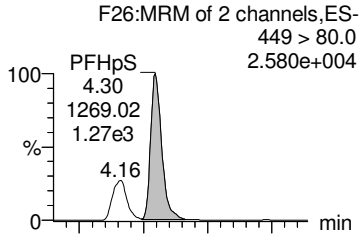

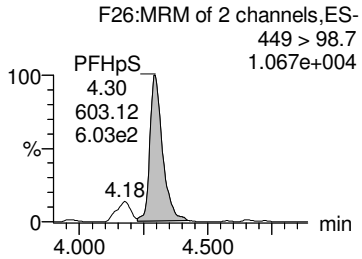

L-PFOA

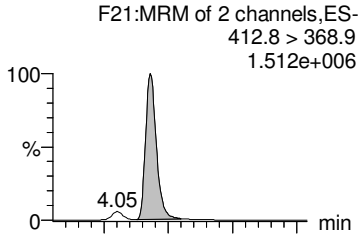

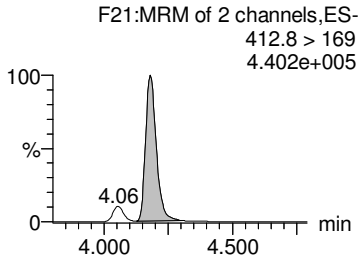

Br-PFOA

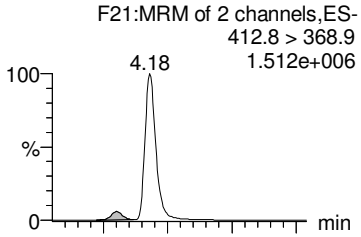

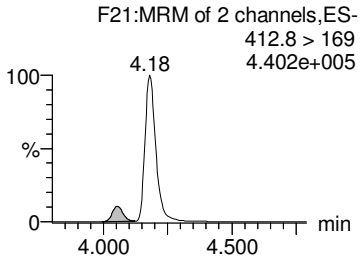

Total PFOA

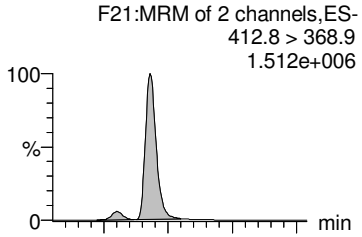

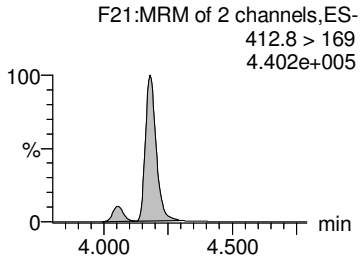

13C2-6:2 FTS

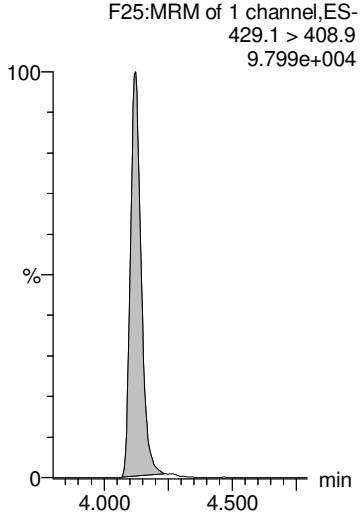

13C2-PFOA

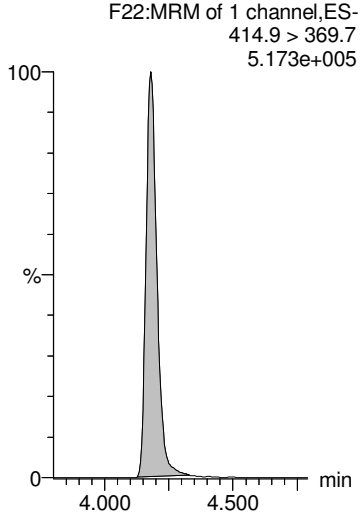

13C2-PFOA

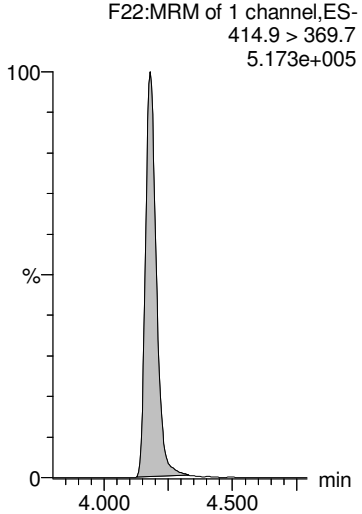

13C2-PFOA

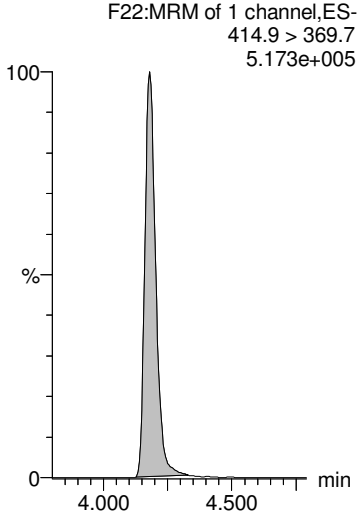

13C2-PFOA

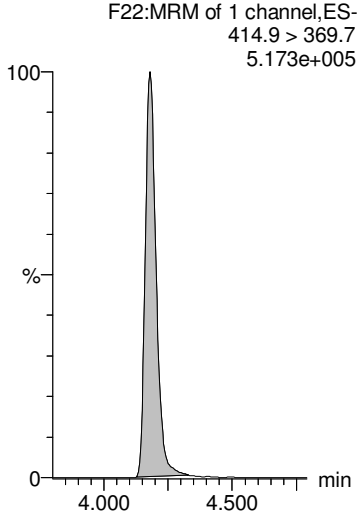

GM 9/20/2018

Dataset: Z:\Projects\PFAS.PRO\Results\180919M1\180919M1-31.qld

MMM 9/20/2018

Last Altered: Thursday, September 20, 2018 14:46:15 Pacific Daylight Time
Printed: Thursday, September 20, 2018 14:46:24 Pacific Daylight Time

Name: 180919M1_31, Date: 19-Sep-2018, Time: 21:23:47, ID: 1802861-02 PW1808291430GC 0.22014, Description: PW1808291430GC

PFNA

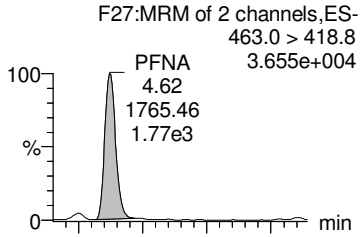

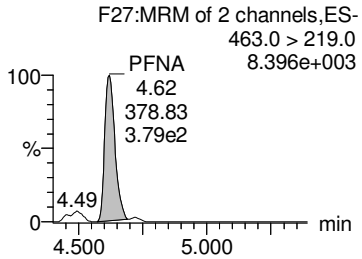

PFOSA

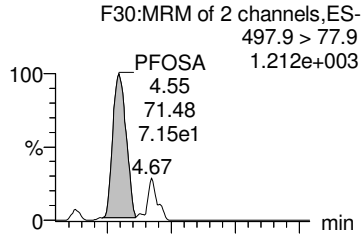

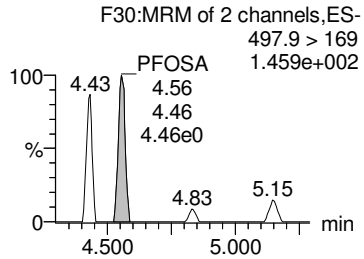

L-PFOS

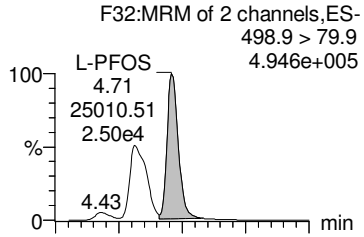

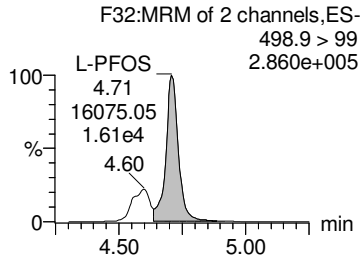

Br-PFOS

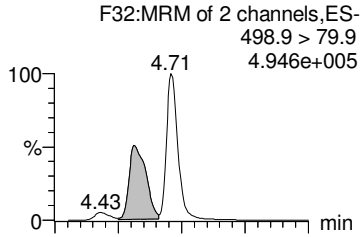

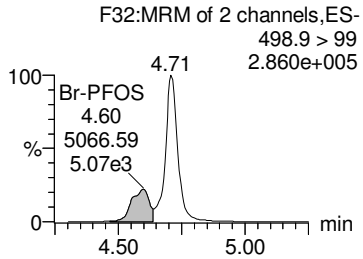

Total PFOS

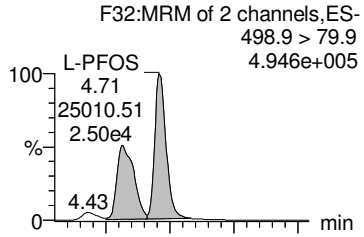

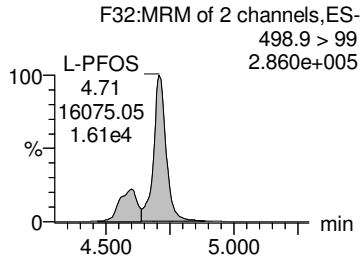

13C5-PFNA

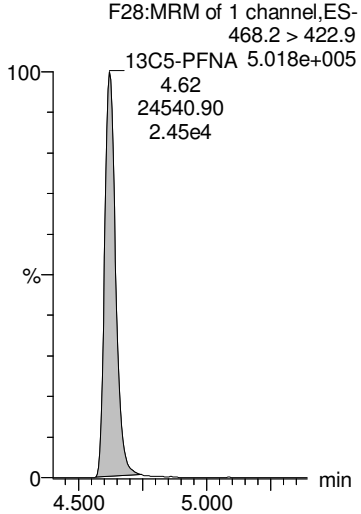

13C8-PFOSA

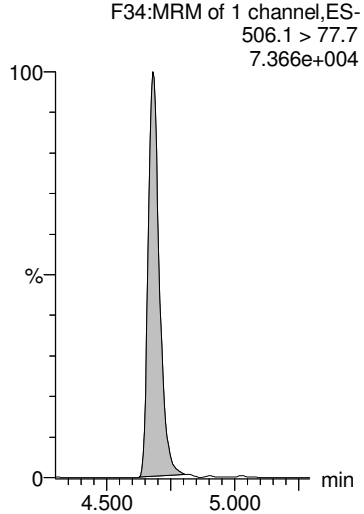

13C8-PFOS

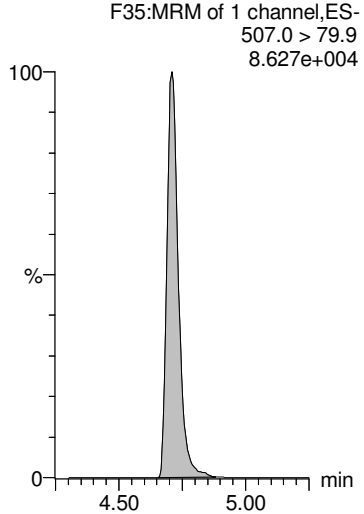

13C8-PFOS

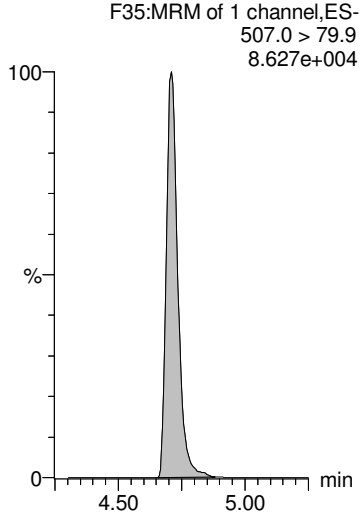

13C8-PFOS

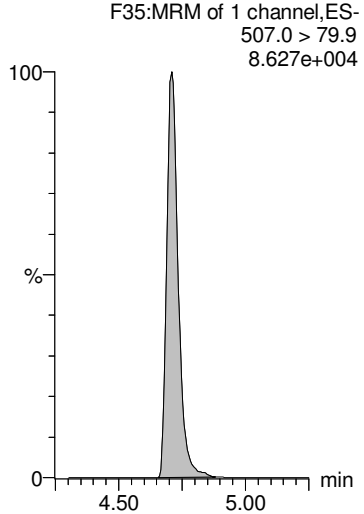

GM 9/20/2018

Dataset: Z:\Projects\PFAS.PRO\Results\180919M1\180919M1-31.qld

MMM 9/20/2018

Last Altered: Thursday, September 20, 2018 14:46:15 Pacific Daylight Time
Printed: Thursday, September 20, 2018 14:46:24 Pacific Daylight Time

Name: 180919M1_31, Date: 19-Sep-2018, Time: 21:23:47, ID: 1802861-02 PW1808291430GC 0.22014, Description: PW1808291430GC

PFDA

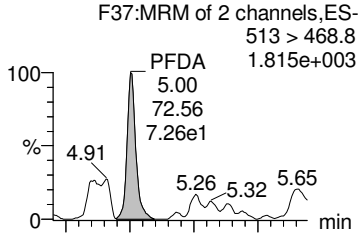

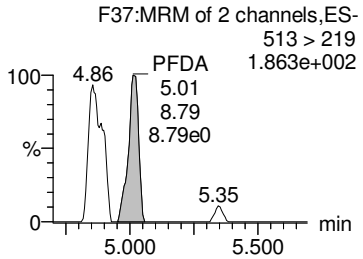

8:2 FTS

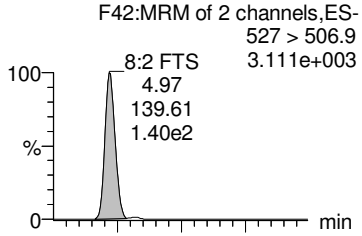

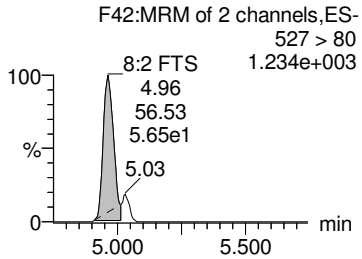

PFNS

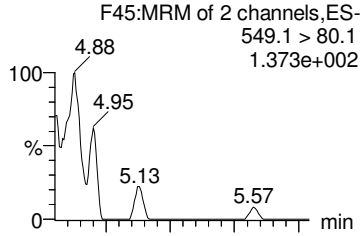

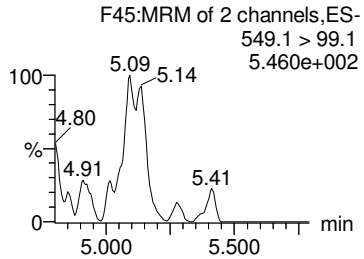

PFDS

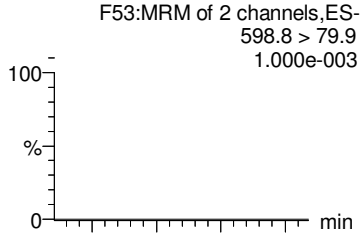

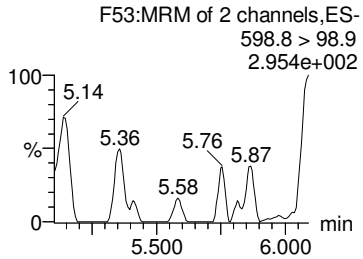

PFUdA

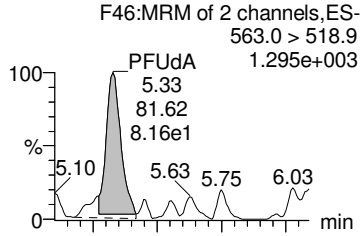

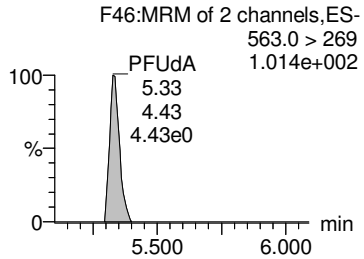

13C2-PFDA

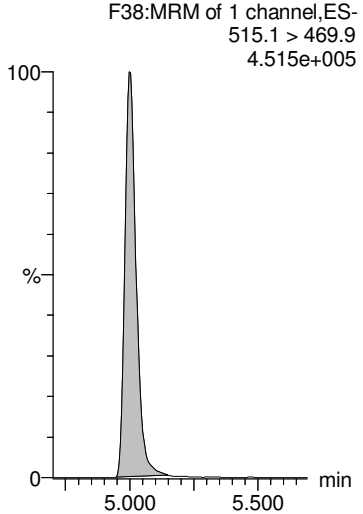

13C2-8:2 FTS

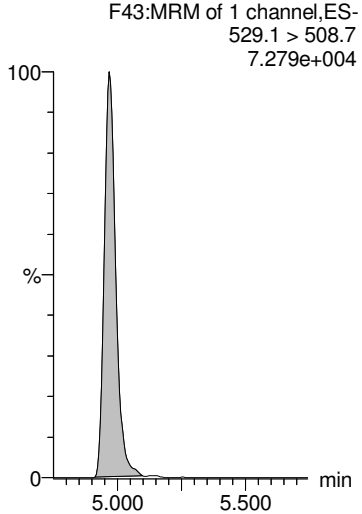

13C8-PFOS

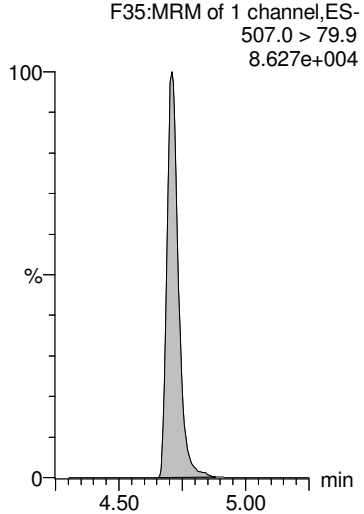

13C8-PFOS

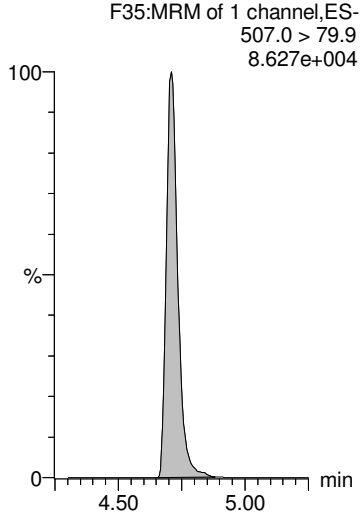

13C2-PFUdA

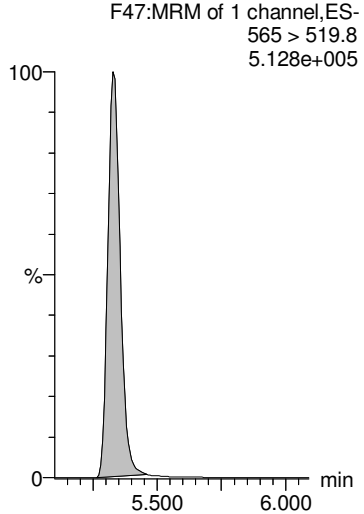

GM 9/20/2018

Dataset: Z:\Projects\PFAS.PRO\Results\180919M1\180919M1-31.qld

MMM 9/20/2018

Last Altered: Thursday, September 20, 2018 14:46:15 Pacific Daylight Time
Printed: Thursday, September 20, 2018 14:46:24 Pacific Daylight Time

Name: 180919M1_31, Date: 19-Sep-2018, Time: 21:23:47, ID: 1802861-02 PW1808291430GC 0.22014, Description: PW1808291430GC

L-MeFOSAA

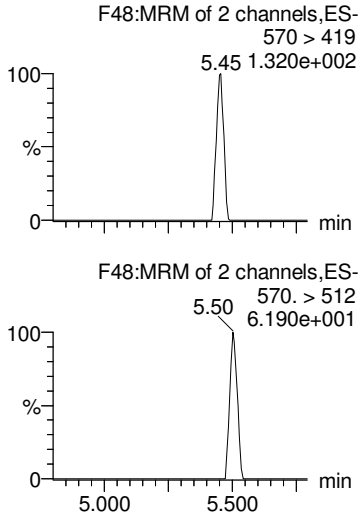

Br-MeFOSAA

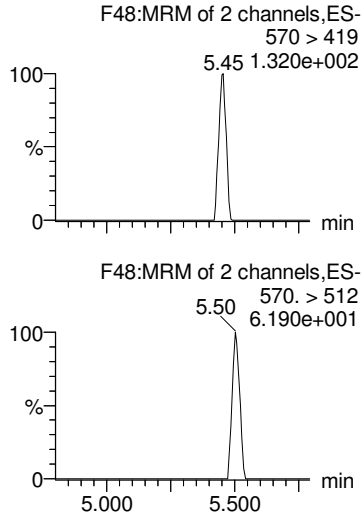

Total N-MeFOSAA

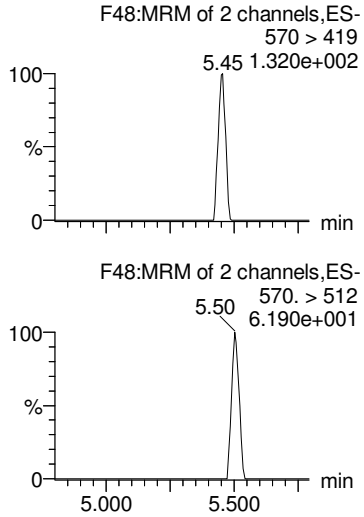

PFTrDA

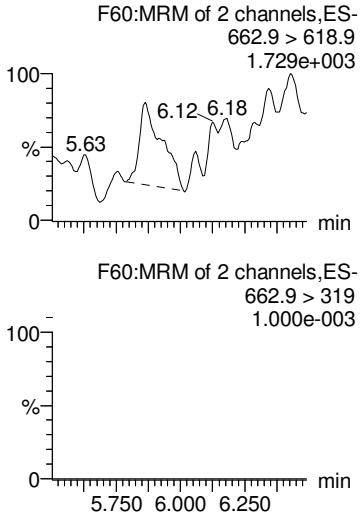

PFTeDA

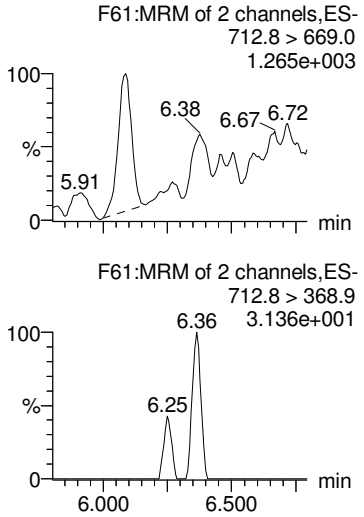

d3-N-MeFOSAA

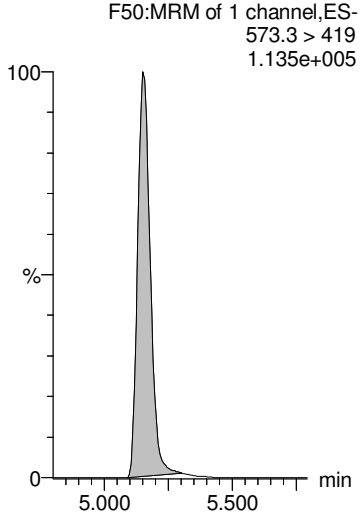

d3-N-MeFOSAA

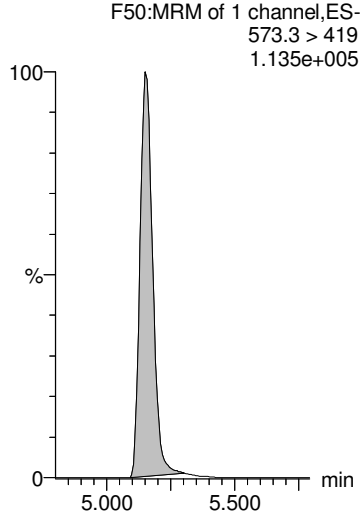

d3-N-MeFOSAA

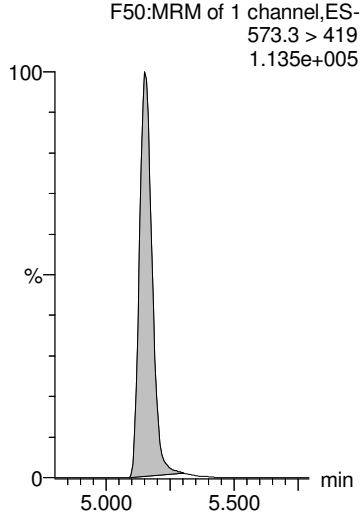

13C2-PFDoA

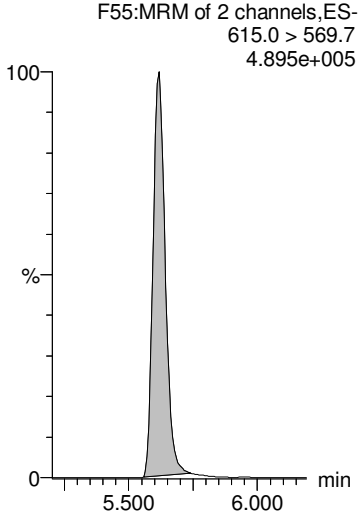

13C2-PFTeDA

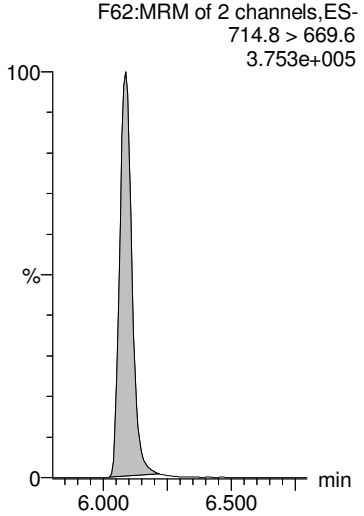

GM 9/20/2018

Dataset: Z:\Projects\PFAS.PRO\Results\180919M1\180919M1-31.qld

MMM 9/20/2018

Last Altered: Thursday, September 20, 2018 14:46:15 Pacific Daylight Time
Printed: Thursday, September 20, 2018 14:46:24 Pacific Daylight Time

Name: 180919M1_31, Date: 19-Sep-2018, Time: 21:23:47, ID: 1802861-02 PW1808291430GC 0.22014, Description: PW1808291430GC

L-EtFOSAA

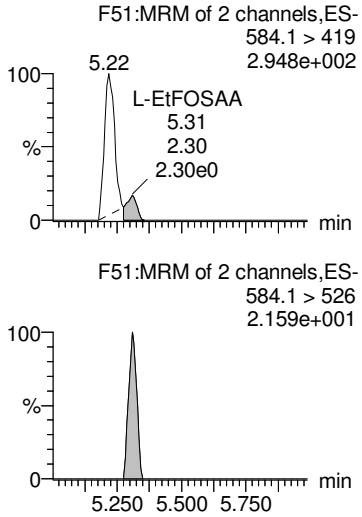

Br-ETFOSAA

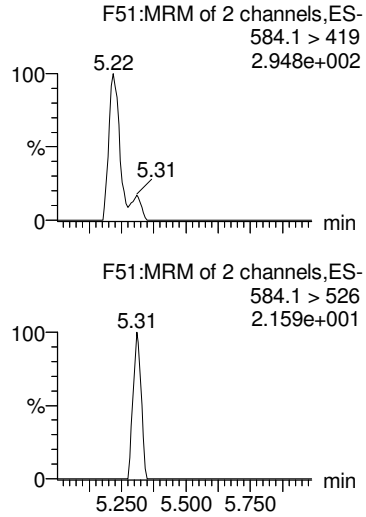

Total N-EtFOSAA

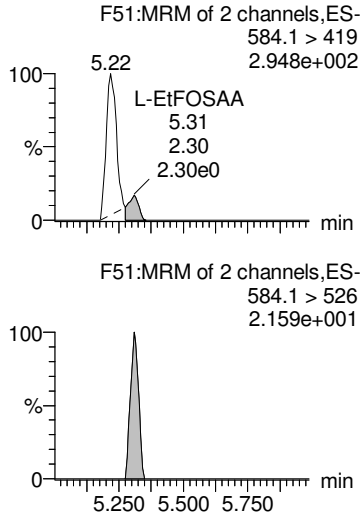

PFDoA

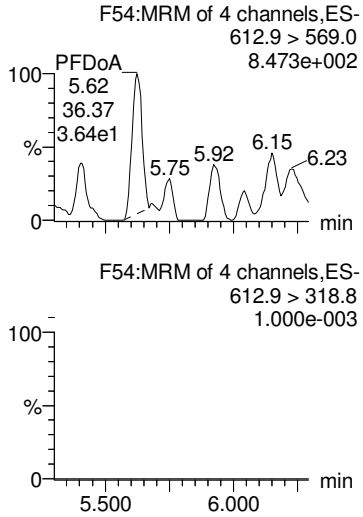

TCDA

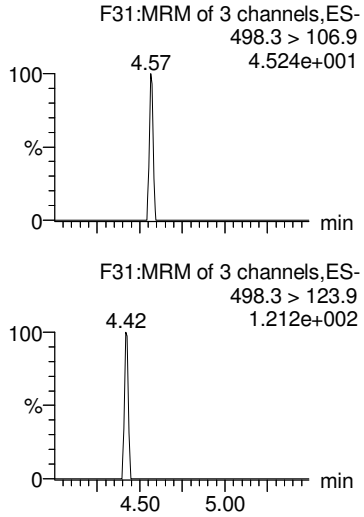

d5-N-EtFOSAA

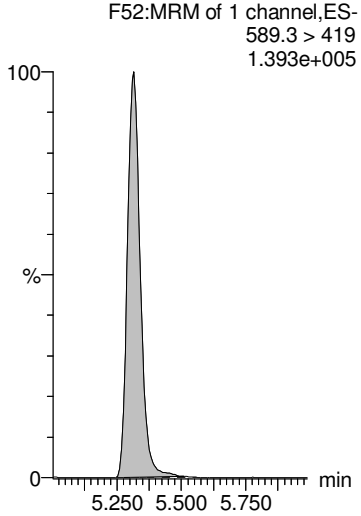

d5-N-EtFOSAA

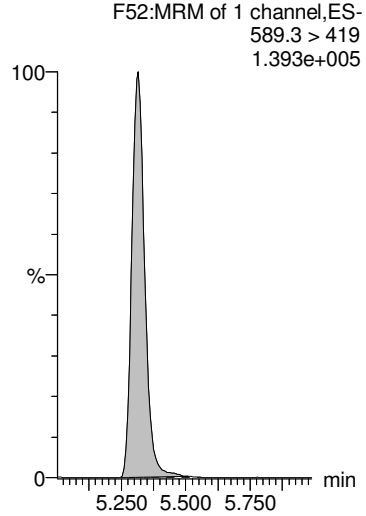

d5-N-EtFOSAA

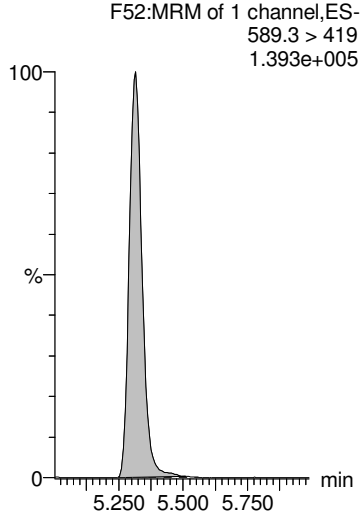

13C2-PFDoA

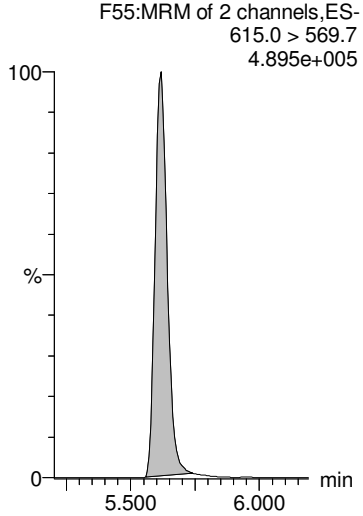

13C8-PFOS

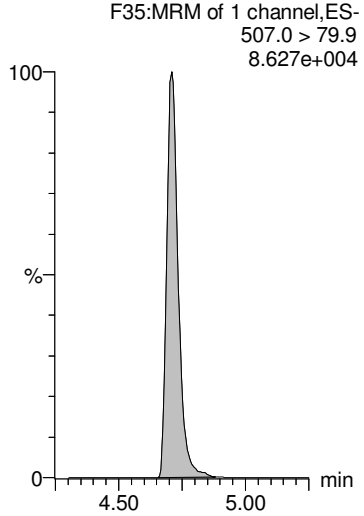

GM 9/20/2018

Dataset: Z:\Projects\PFAS.PRO\Results\180919M1\180919M1-31.qld

MMM 9/20/2018

Last Altered: Thursday, September 20, 2018 14:46:15 Pacific Daylight Time
Printed: Thursday, September 20, 2018 14:46:24 Pacific Daylight Time

Name: 180919M1_31, Date: 19-Sep-2018, Time: 21:23:47, ID: 1802861-02 PW1808291430GC 0.22014, Description: PW1808291430GC

13C4-PFBA

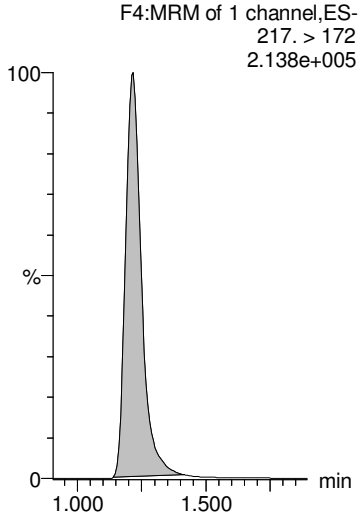

13C5-PFHxA

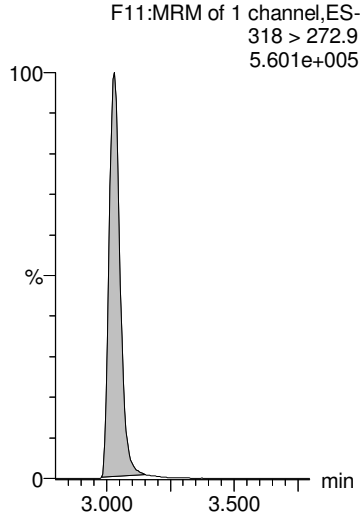

13C3-PFHxS

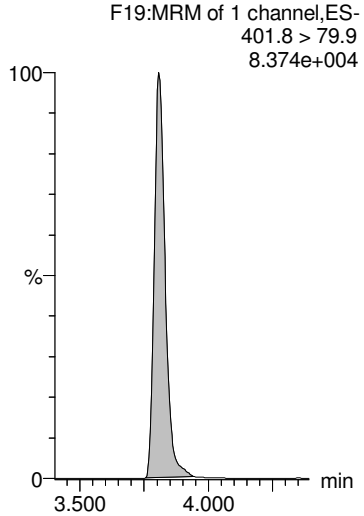

13C8-PFOA

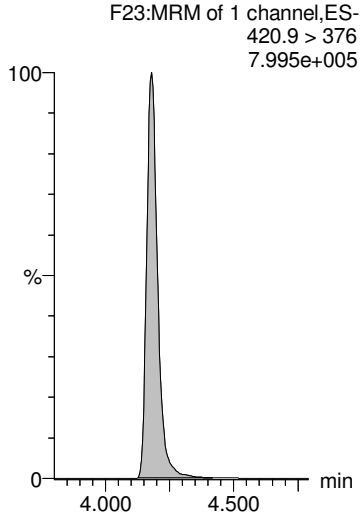

13C9-PFNA

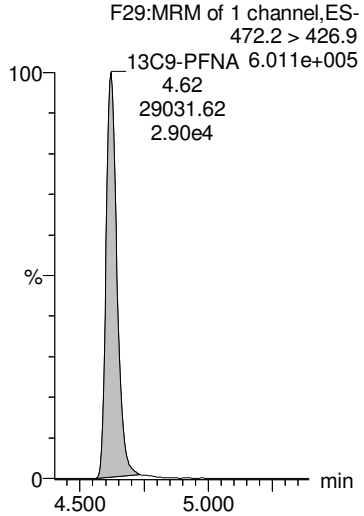

13C4-PFOS

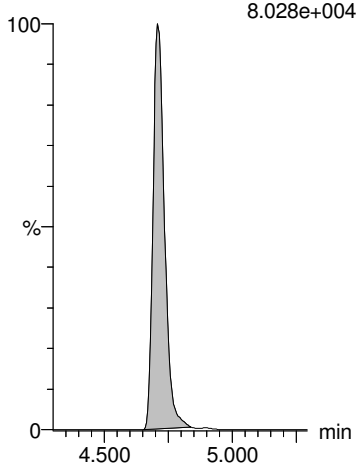

13C6-PFDA

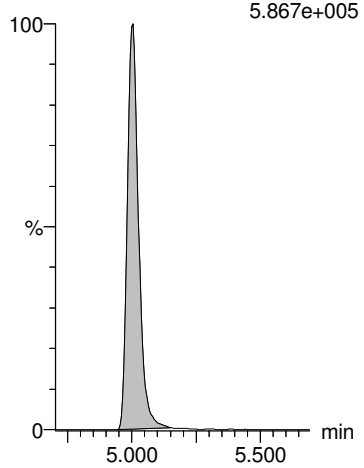

13C7-PFUdA

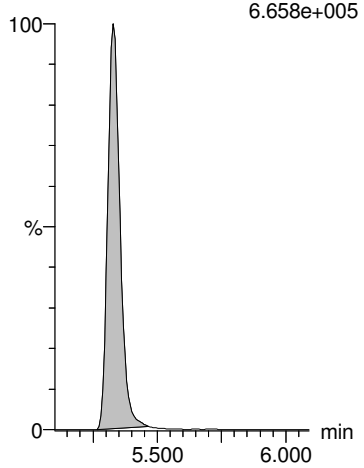

GM 9/20/2018

Dataset: Z:\Projects\PFAS.PRO\Results\180919M1\180919M1-32.qld

MMM 9/20/2018

Last Altered: Thursday, September 20, 2018 14:51:35 Pacific Daylight Time
Printed: Thursday, September 20, 2018 14:51:43 Pacific Daylight Time

Name: 180919M1_32, Date: 19-Sep-2018, Time: 21:34:25, ID: 1802861-03 PW1808291515GC 0.21441, Description: PW1808291515GC

	#	Name	Trace	Area	IS Area	Wt/Vol	RRF	RT	Response	Conc.	%Rec	Ion Ratio	Ratio Out?
1	1	PFBA	213.0 > 168.8	2.85e3	1.14e4	0.214	0.000	1.22	3.13	12.7098			
2	2	PFPeA	263.1 > 218.9	8.74e3	1.48e4	0.214	0.000	2.22	7.36	35.1088			
3	3	PFBS	299.0 > 79.7	7.72e2	2.04e3	0.214	0.000	2.52	4.72	11.8284		2.69	NO
4	4	4:2 FTS	327.2>307.2		3.82e3	0.214							
5	5	PFHxA	313 > 269	1.95e4	9.86e3	0.214	0.000	3.03	9.91	46.8005		14.3	NO
6	36	13C3-PFBA	216.1 > 171.8	1.14e4	1.64e4	0.214	0.693	1.22	8.66	53.7414	92.2		
7	37	13C3-PFPeA	266. > 221.8	1.48e4	2.83e4	0.214	0.525	2.22	6.57	54.3591	93.2		
8	38	13C3-PFBS	302. > 98.8	2.04e3	4.16e3	0.214	0.492	2.52	6.15	57.0488	97.9		
9	39	13C2-4:2 FTS	329.2>308.9	3.82e3	4.16e3	0.214	0.919	2.94	11.5	49.1146	84.2		
10	40	13C2-PFHxA	315 > 270	9.86e3	2.83e4	0.214	0.872	3.03	4.36	21.5446	92.4		
11	-1												
12	7	PFHpA	363.0 > 318.9	4.42e3	1.52e4	0.214	0.000	3.65	3.64	14.0112		15.6	NO
13	6	PFPeS	349.1>80.1	8.78e2	2.04e3	0.214	0.000	3.24	5.37	16.3844		1.70	NO
14	8	L-PFHxS	398.9 > 79.6	7.28e3	1.57e3	0.214	0.000	3.81	57.9	140.1015		1.58	NO
15	9	Br-PFHxS	398.9 > 79.6	1.36e3	1.57e3	0.214	0.000	3.68	10.8	26.2786		2.67	NO
16	68	Total PFHxS	398.9 > 79.6	8.65e3	1.57e3	0.214			68.7	166.3801			
17	41	13C4-PFHpA	367.2 > 321.8	1.52e4	2.83e4	0.214	0.538	3.65	6.72	55.5314	95.3		
18	38	13C3-PFBS	302. > 98.8	2.04e3	4.16e3	0.214	0.492	2.52	6.15	57.0488	97.9		
19	42	18O2-PFHxS	403.0 > 102.6	1.57e3	4.16e3	0.214	0.378	3.81	4.73	55.2220	94.7		
20	42	18O2-PFHxS	403.0 > 102.6	1.57e3	4.16e3	0.214	0.378	3.81	4.73	55.2220	94.7		
21	42	18O2-PFHxS	403.0 > 102.6	1.57e3	4.16e3	0.214	0.378	3.81	4.73	55.2220	94.7		
22	-1												
23	10	6:2 FTS	427.1 > 407	1.07e3	4.43e3	0.214	0.000	4.12	3.02	11.3578		2.76	NO
24	13	PFHpS	449 > 80.0	4.89e1	4.26e3	0.214	0.000	4.30	0.144	0.6002		2.76	YES
25	11	L-PFOA	412.8 > 368.9	2.75e4	2.51e4	0.214	0.000	4.18	13.7	44.3851		3.54	NO
26	12	Br-PFOA	412.8 > 368.9	2.57e3	2.51e4	0.214	0.000	4.05	1.28	4.0623		2.16	NO
27	69	Total PFOA	412.8 > 368.9	3.01e4	2.51e4	0.214			15.0	48.4473			
28	43	13C2-6:2 FTS	429.1 > 408.9	4.43e3	4.33e3	0.214	1.02	4.12	12.8	51.3497	88.1		
29	44	13C2-PFOA	414.9 > 369.7	2.51e4	3.97e4	0.214	0.633	4.18	7.91	52.5626	90.2		
30	44	13C2-PFOA	414.9 > 369.7	2.51e4	3.97e4	0.214	0.633	4.18	7.91	52.5626	90.2		
31	44	13C2-PFOA	414.9 > 369.7	2.51e4	3.97e4	0.214	0.633	4.18	7.91	52.5626	90.2		
32	44	13C2-PFOA	414.9 > 369.7	2.51e4	3.97e4	0.214	0.633	4.18	7.91	52.5626	90.2		
33	-1												
34	14	PFNA	463.0 > 418.8	1.28e2	2.56e4	0.214	0.000	4.62	0.0624	0.1972		3.50	YES
35	15	PFOSA	497.9 > 77.9		4.28e3	0.214							
36	16	L-PFOS	498.9 > 79.9	3.36e1	4.26e3	0.214	0.000	4.71	0.0985	0.4160		2.17	NO
37	17	Br-PFOS	498.9 > 79.9	8.08e2	4.26e3	0.214	0.000	4.56	2.37	11.0488		5.65	NO

GM 9/20/2018

Dataset: Z:\Projects\PFAS.PRO\Results\180919M1\180919M1-32.qld

MMM 9/20/2018

Last Altered: Thursday, September 20, 2018 14:51:35 Pacific Daylight Time
Printed: Thursday, September 20, 2018 14:51:43 Pacific Daylight Time

Name: 180919M1_32, Date: 19-Sep-2018, Time: 21:34:25, ID: 1802861-03 PW1808291515GC 0.21441, Description: PW1808291515GC

	#	Name	Trace	Area	IS Area	Wt/Vol	RRF	RT	Response	Conc.	%Rec	Ion Ratio	Ratio Out?
38	70	Total PFOS	498.9 > 79.9	8.42e2	4.26e3	0.214			2.47	11.4648			
39	45	13C5-PFNA	468.2 > 422.9	2.56e4	2.87e4	0.214	0.893	4.62	11.2	53.9046	92.5		
40	46	13C8-PFOSA	506.1 > 77.7	4.28e3	3.66e4	0.214	0.117	4.68	1.46	40.9369	70.2		
41	47	13C8-PFOS	507.0 > 79.9	4.26e3	4.33e3	0.214	0.983	4.71	12.3	54.7339	93.9		
42	47	13C8-PFOS	507.0 > 79.9	4.26e3	4.33e3	0.214	0.983	4.71	12.3	54.7339	93.9		
43	47	13C8-PFOS	507.0 > 79.9	4.26e3	4.33e3	0.214	0.983	4.71	12.3	54.7339	93.9		
44	-1												
45	18	PFDA	513 > 468.8	2.47e1	2.42e4	0.214	0.000	5.00	0.0127			14.5	YES
46	19	8:2 FTS	527 > 506.9		3.54e3	0.214							
47	20	PFNS	549.1 > 80.1		4.26e3	0.214							
48	26	PFDS	598.8 > 79.9		4.26e3	0.214							
49	25	PFUdA	563.0 > 518.9	7.43e1	3.03e4	0.214	0.000	5.32	0.0306	0.0953		13.3	NO
50	48	13C2-PFDA	515.1 > 469.9	2.42e4	3.11e4	0.214	0.779	5.00	9.73	49.3268	84.6		
51	49	13C2-8:2 FTS	529.1 > 508.7	3.54e3	4.33e3	0.214	0.816	4.97	10.2	52.5401	90.1		
52	47	13C8-PFOS	507.0 > 79.9	4.26e3	4.33e3	0.214	0.983	4.71	12.3	54.7339	93.9		
53	47	13C8-PFOS	507.0 > 79.9	4.26e3	4.33e3	0.214	0.983	4.71	12.3	54.7339	93.9		
54	51	13C2-PFUdA	565 > 519.8	3.03e4	3.66e4	0.214	0.827	5.33	10.3	49.4670	84.8		
55	-1												
56	21	L-MeFOSAA	570 > 419		5.94e3	0.214							
57	22	Br-MeFOSAA	570. > 419		5.94e3	0.214							
58	71	Total N-MeFOSAA	570. > 419	0.00e0	5.94e3	0.214			0.000				
59	29	PFTrDA	662.9 > 618.9		2.89e4	0.214							
60	30	PFTeDA	712.8 > 669.0	6.42e1	2.04e4	0.214	0.000	6.09	0.0393			51.5	YES
61	50	d3-N-MeFOSAA	573.3 > 419	5.94e3	3.66e4	0.214	0.162	5.15	2.03	41.0950	70.5		
62	50	d3-N-MeFOSAA	573.3 > 419	5.94e3	3.66e4	0.214	0.162	5.15	2.03	41.0950	70.5		
63	50	d3-N-MeFOSAA	573.3 > 419	5.94e3	3.66e4	0.214	0.162	5.15	2.03	41.0950	70.5		
64	53	13C2-PFDoA	615.0 > 569.7	2.89e4	3.11e4	0.214	0.931	5.62	11.6	49.2274	84.4		
65	55	13C2-PFTeDA	714.8 > 669.6	2.04e4	3.66e4	0.214	0.558	6.09	6.98	51.1975	87.8		
66	-1												
67	23	L-EtFOSAA	584.1 > 419		7.00e3	0.214							
68	24	Br-ETFOSAA	584.1 > 419		7.00e3	0.214							
69	72	Total N-EtFOSAA	584.1 > 419	0.00e0	7.00e3	0.214			0.000				
70	27	PFDoA	612.9 > 569.0		2.89e4	0.214							
71	73	TCDA	498.3>106.9			0.214							
72	52	d5-N-EtFOSAA	589.3 > 419	7.00e3	3.66e4	0.214	0.191	5.31	2.39	43.5399	74.7		
73	52	d5-N-EtFOSAA	589.3 > 419	7.00e3	3.66e4	0.214	0.191	5.31	2.39	43.5399	74.7		
74	52	d5-N-EtFOSAA	589.3 > 419	7.00e3	3.66e4	0.214	0.191	5.31	2.39	43.5399	74.7		

GM 9/20/2018

Dataset: Z:\Projects\PFAS.PRO\Results\180919M1\180919M1-32.qld

MMM 9/20/2018

Last Altered: Thursday, September 20, 2018 14:51:35 Pacific Daylight Time
Printed: Thursday, September 20, 2018 14:51:43 Pacific Daylight Time

Name: 180919M1_32, Date: 19-Sep-2018, Time: 21:34:25, ID: 1802861-03 PW1808291515GC 0.21441, Description: PW1808291515GC

	#	Name	Trace	Area	IS Area	Wt/Vol	RRF	RT	Response	Conc.	%Rec	Ion Ratio	Ratio Out?
75	53	13C2-PFDoA	615.0 > 569.7	2.89e4	3.11e4	0.214	0.931	5.62	11.6	49.2274	84.4		
76	47	13C8-PFOS	507.0 > 79.9	4.26e3	4.33e3	0.214	0.983	4.71	12.3	54.7339	93.9		
77	-1												
78	60	13C4-PFBA	217. > 172	1.64e4	1.64e4	0.214	1.00	1.22	12.5	58.2995	100.0		
79	61	13C5-PFHxA	318 > 272.9	2.83e4	2.83e4	0.214	1.00	3.03	12.5	58.2995	100.0		
80	62	13C3-PFHxS	401.8 > 79.9	4.16e3	4.16e3	0.214	1.00	3.81	12.5	58.2995	100.0		
81	63	13C8-PFOA	420.9 > 376	3.97e4	3.97e4	0.214	1.00	4.18	12.5	58.2995	100.0		
82	64	13C9-PFNA	472.2 > 426.9	2.87e4	2.87e4	0.214	1.00	4.62	12.5	58.2995	100.0		
83	65	13C4-PFOS	503 > 79.9	4.33e3	4.33e3	0.214	1.00	4.71	12.5	58.2995	100.0		
84	66	13C6-PFDA	519.1 > 473.7	3.11e4	3.11e4	0.214	1.00	5.00	12.5	58.2995	100.0		
85	67	13C7-PFUdA	570.1 > 524.8	3.66e4	3.66e4	0.214	1.00	5.33	12.5	58.2995	100.0		

GM 9/20/2018

Dataset: Z:\Projects\PFAS.PRO\Results\180919M1\180919M1-32.qld

MMM 9/20/2018

Last Altered: Thursday, September 20, 2018 14:51:35 Pacific Daylight Time
Printed: Thursday, September 20, 2018 14:51:43 Pacific Daylight Time

Method: Z:\Projects\PFAS.pro\MethDB\PFAS_FULL_80C_091918.mdb 20 Sep 2018 08:42:56
Calibration: Z:\Projects\PFAS.pro\CurveDB\C18_VAL-PFAS_Q4_09-18-18.cdb 19 Sep 2018 09:23:23

Name: 180919M1_32, Date: 19-Sep-2018, Time: 21:34:25, ID: 1802861-03 PW1808291515GC 0.21441, Description: PW1808291515GC

PFBA

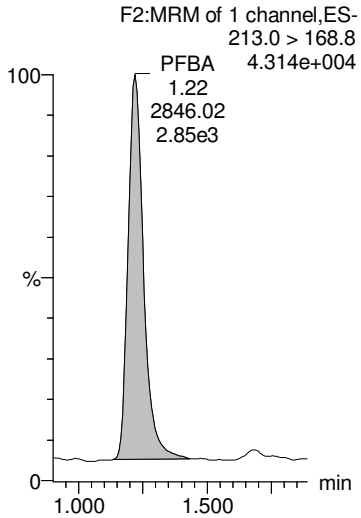

PFPeA

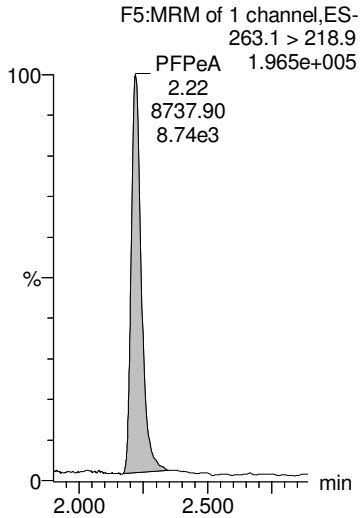

PFBS

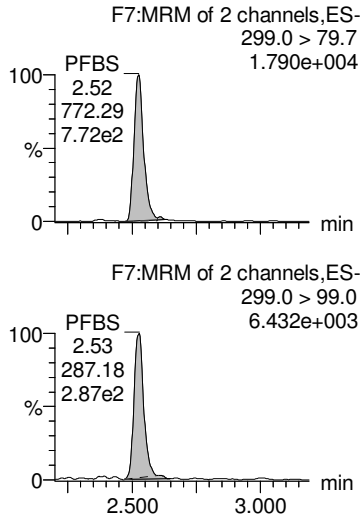

4:2 FTS

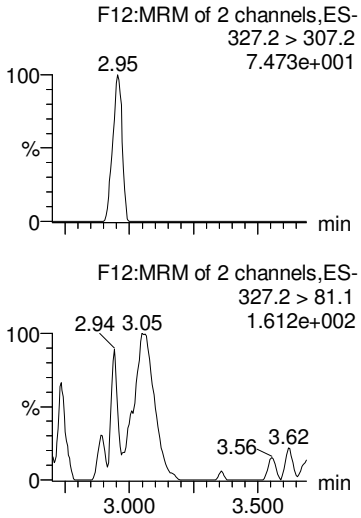

PFHxA

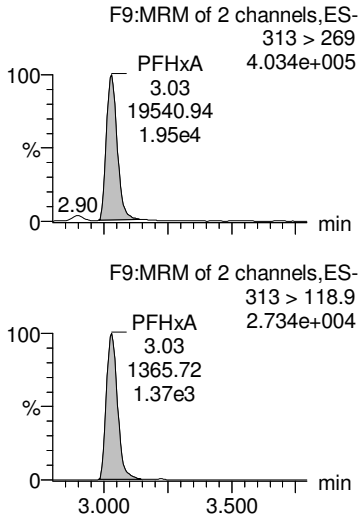

13C3-PFBA

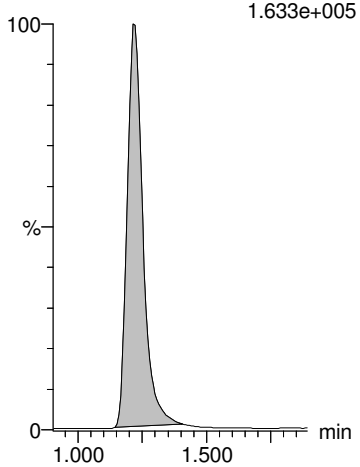

13C3-PFPeA

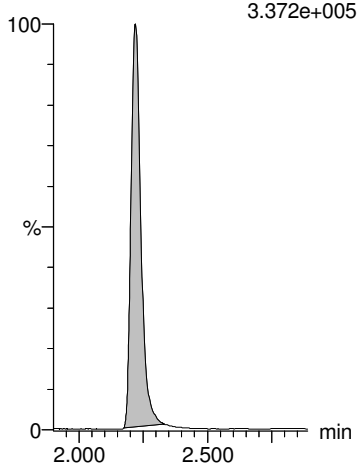

13C3-PFBS

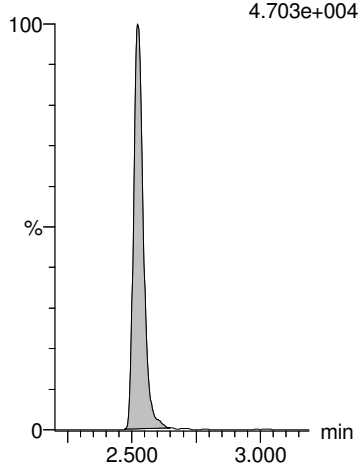

13C2-4:2 FTS

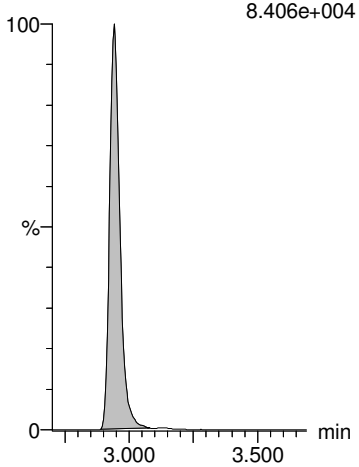

13C2-PFHxA

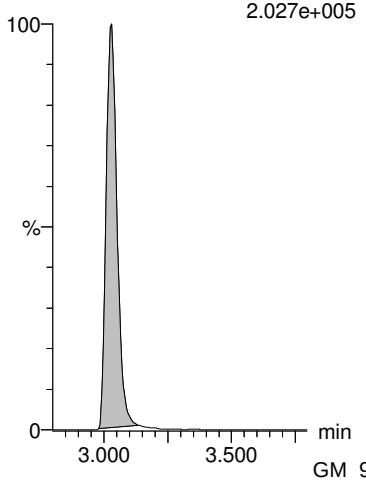

GM 9/20/2018

Dataset: Z:\Projects\PFAS.PRO\Results\180919M1\180919M1-32.qld

MMM 9/20/2018

Last Altered: Thursday, September 20, 2018 14:51:35 Pacific Daylight Time
Printed: Thursday, September 20, 2018 14:51:43 Pacific Daylight Time

Name: 180919M1_32, Date: 19-Sep-2018, Time: 21:34:25, ID: 1802861-03 PW1808291515GC 0.21441, Description: PW1808291515GC

PFHpA

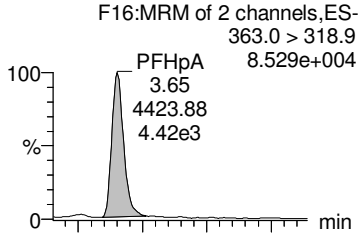

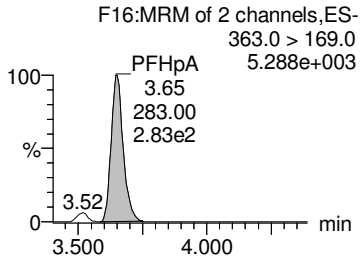

PFPeS

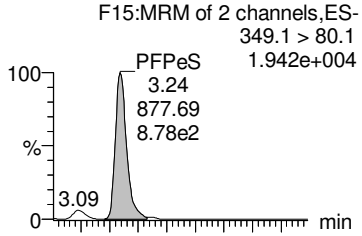

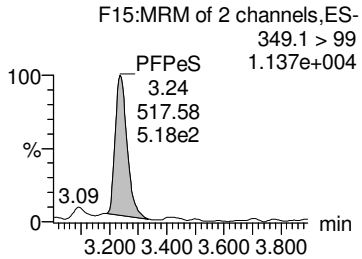

L-PFHxS

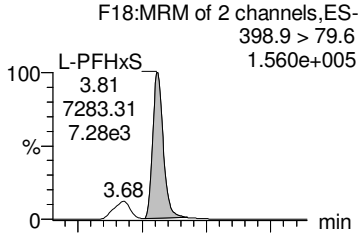

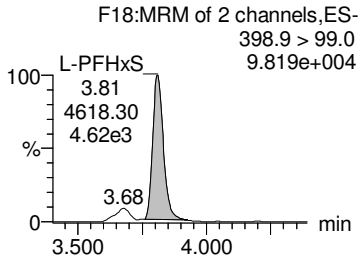

Br-PFHxS

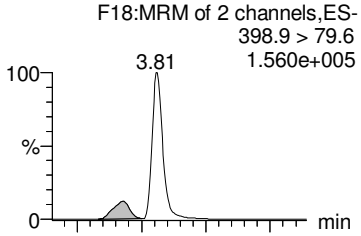

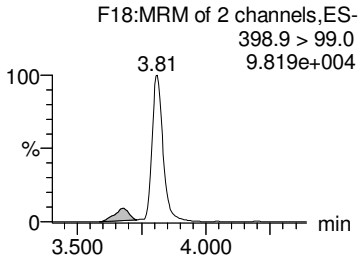

Total PFHxS

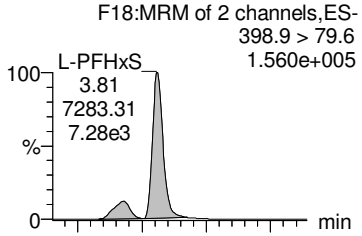

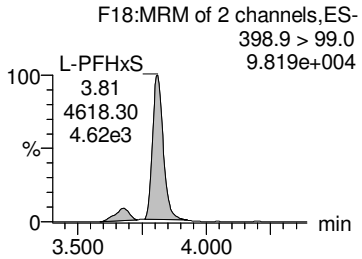

13C4-PFHpA

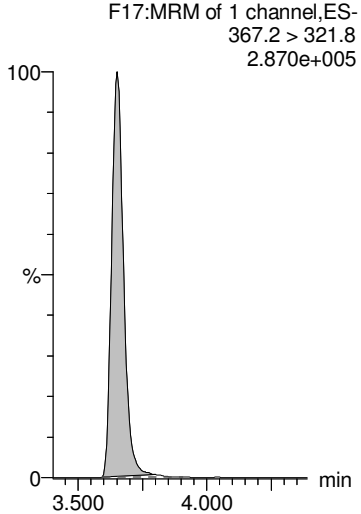

13C3-PFBS

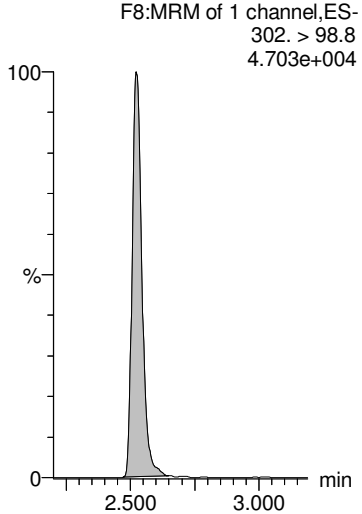

18O2-PFHxS

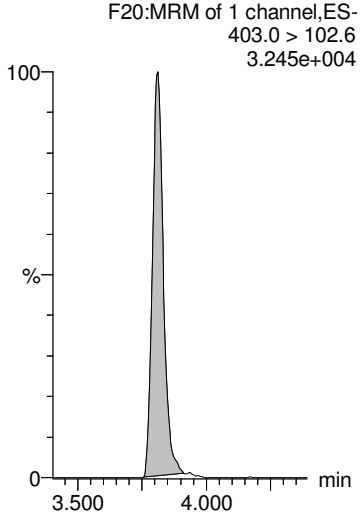

18O2-PFHxS

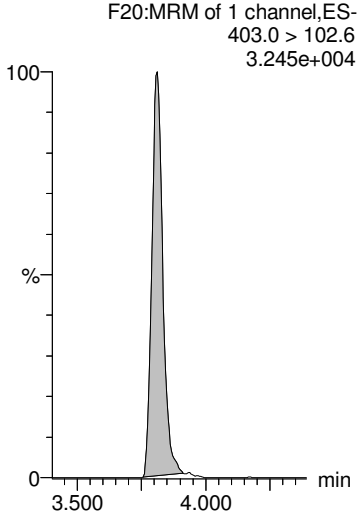

18O2-PFHxS

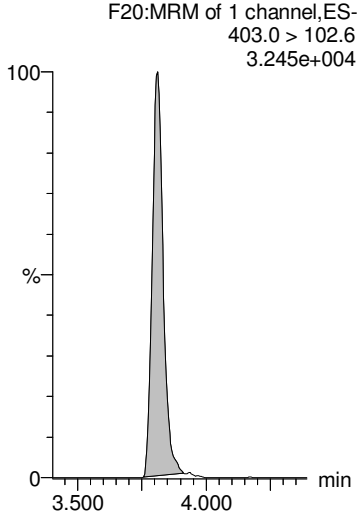

GM 9/20/2018

Dataset: Z:\Projects\PFAS.PRO\Results\180919M1\180919M1-32.qld

MMM 9/20/2018

Last Altered: Thursday, September 20, 2018 14:51:35 Pacific Daylight Time
Printed: Thursday, September 20, 2018 14:51:43 Pacific Daylight Time

Name: 180919M1_32, Date: 19-Sep-2018, Time: 21:34:25, ID: 1802861-03 PW1808291515GC 0.21441, Description: PW1808291515GC

6:2 FTS

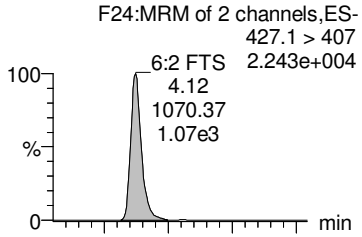

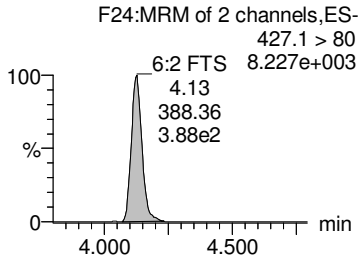

PFHpS

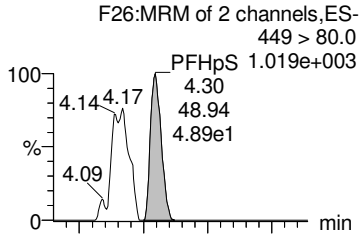

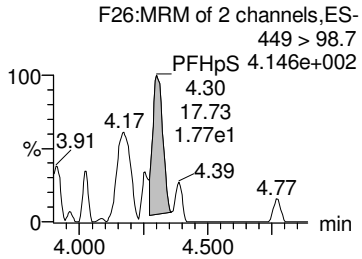

L-PFOA

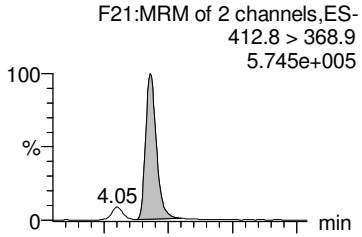

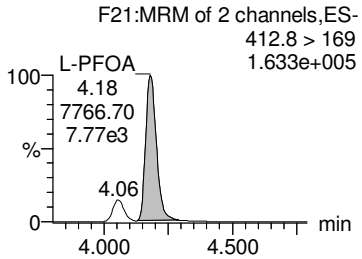

Br-PFOA

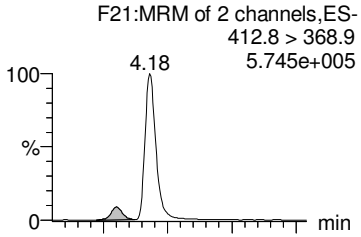

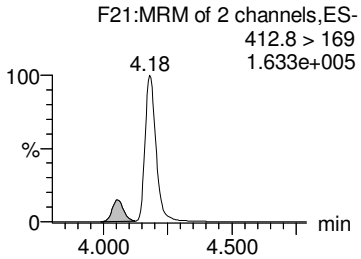

Total PFOA

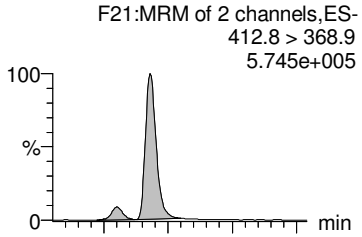

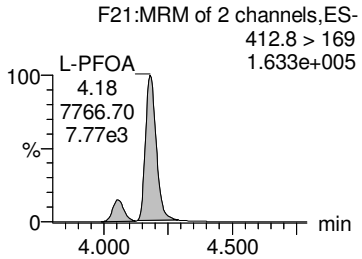

13C2-6:2 FTS

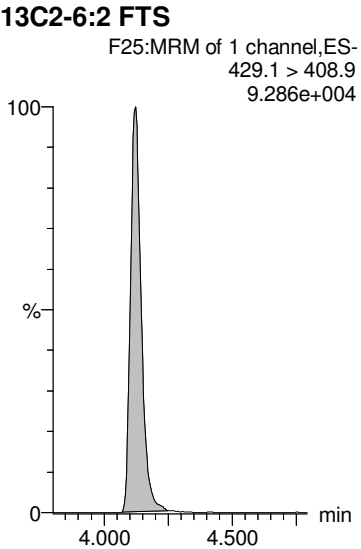

13C2-PFOA

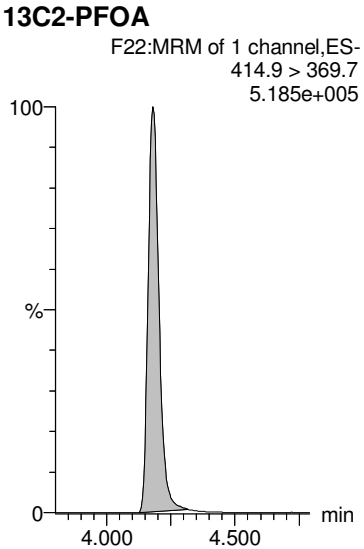

13C2-PFOA

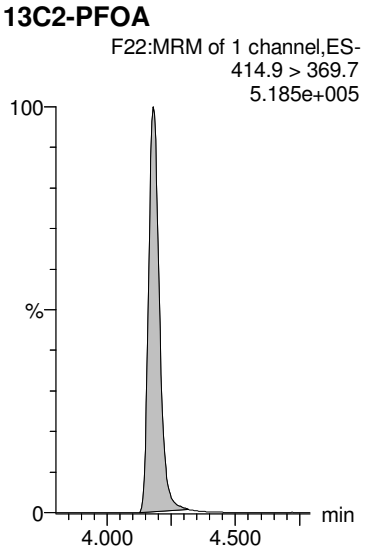

13C2-PFOA

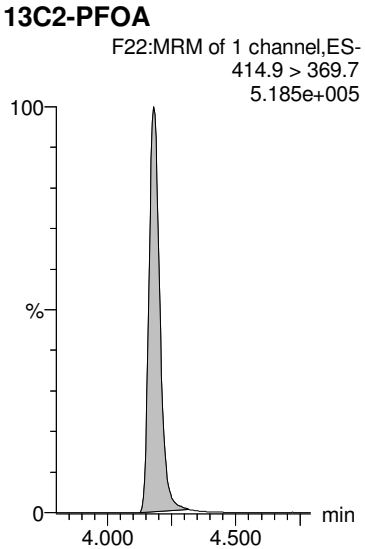

13C2-PFOA

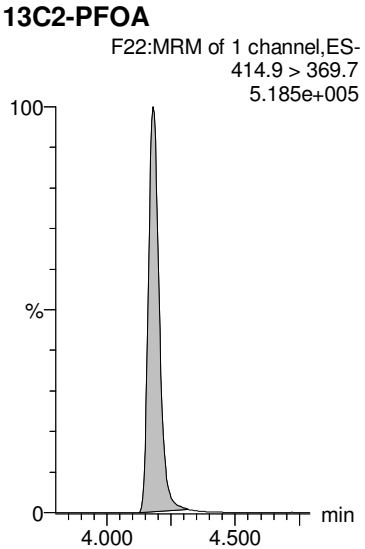

GM 9/20/2018

Dataset: Z:\Projects\PFAS.PRO\Results\180919M1\180919M1-32.qld

MMM 9/20/2018

Last Altered: Thursday, September 20, 2018 14:51:35 Pacific Daylight Time
Printed: Thursday, September 20, 2018 14:51:43 Pacific Daylight Time

Name: 180919M1_32, Date: 19-Sep-2018, Time: 21:34:25, ID: 1802861-03 PW1808291515GC 0.21441, Description: PW1808291515GC

PFNA

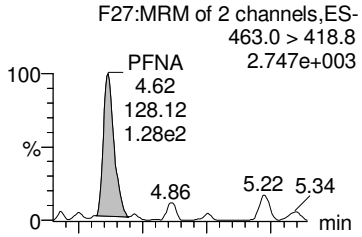

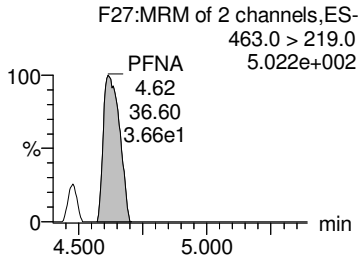

PFOSA

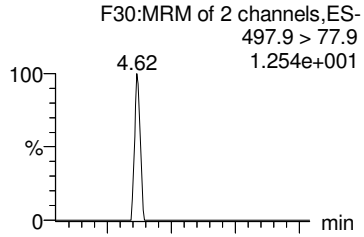

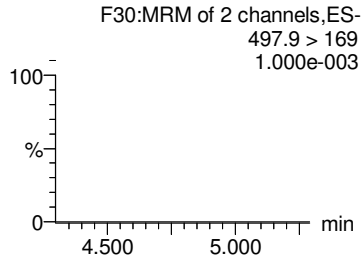

L-PFOS

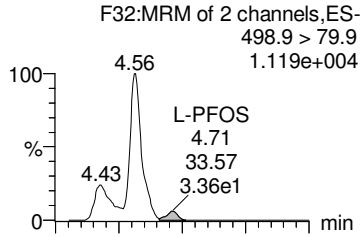

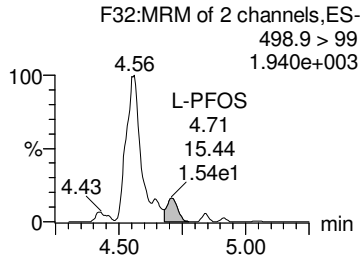

Br-PFOS

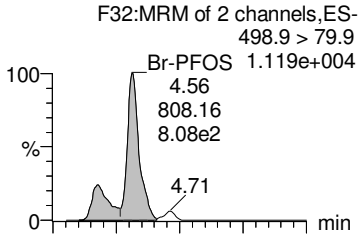

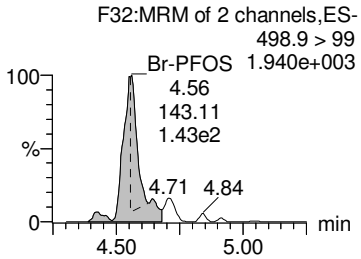

Total PFOS

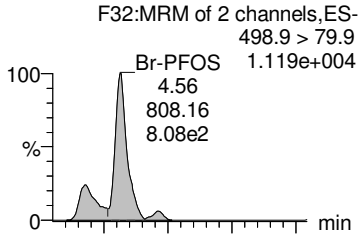

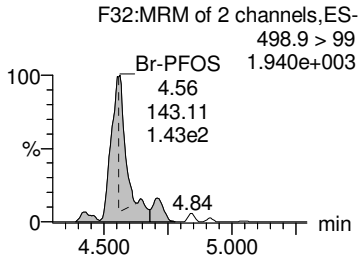

13C5-PFNA

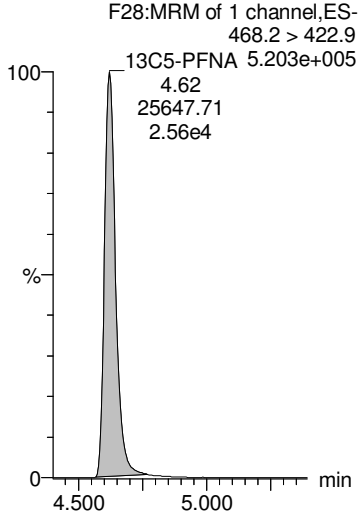

13C8-PFOSA

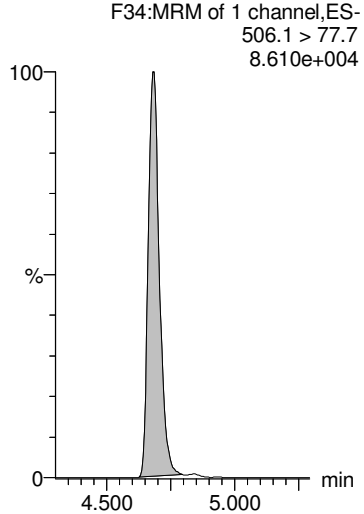

13C8-PFOS

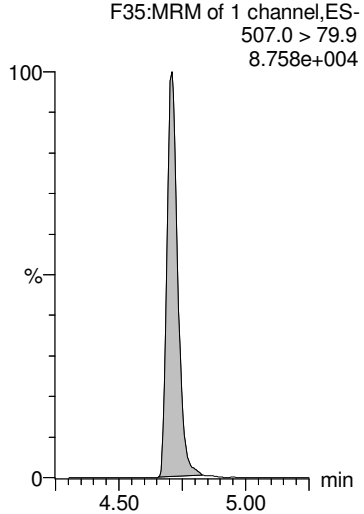

13C8-PFOS

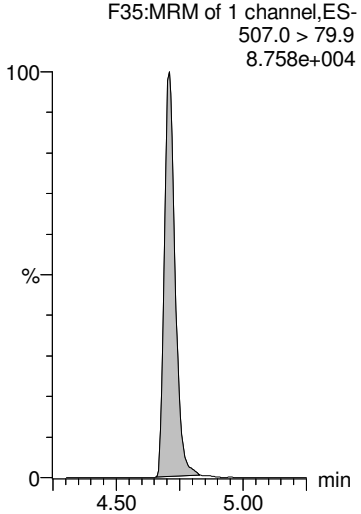

13C8-PFOS

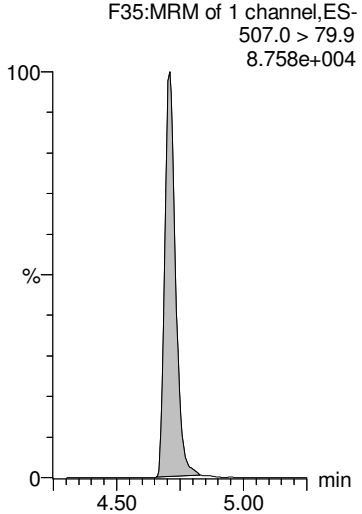

GM 9/20/2018

Dataset: Z:\Projects\PFAS.PRO\Results\180919M1\180919M1-32.qld

MMM 9/20/2018

Last Altered: Thursday, September 20, 2018 14:51:35 Pacific Daylight Time
Printed: Thursday, September 20, 2018 14:51:43 Pacific Daylight Time

Name: 180919M1_32, Date: 19-Sep-2018, Time: 21:34:25, ID: 1802861-03 PW1808291515GC 0.21441, Description: PW1808291515GC

PFDA

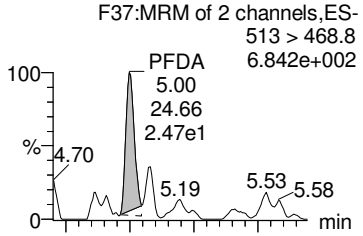

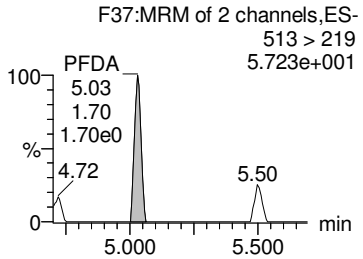

8:2 FTS

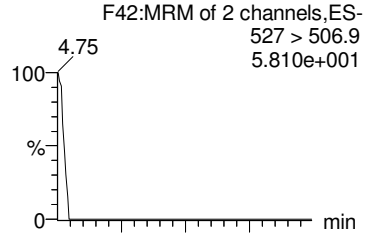

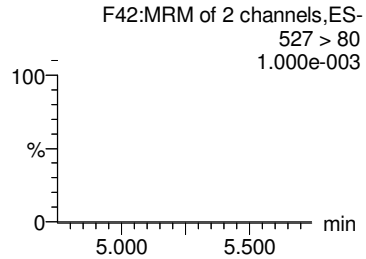

PFNS

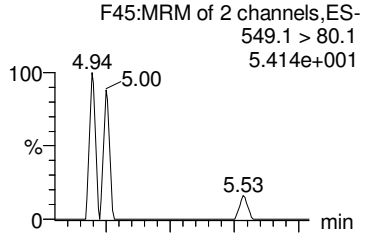

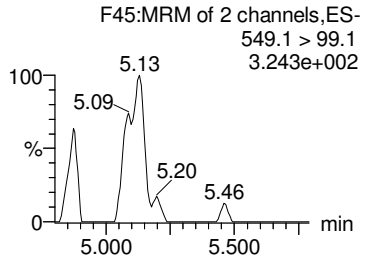

PFDS

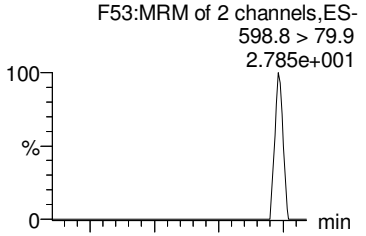

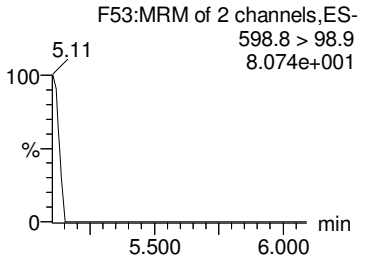

PFUdA

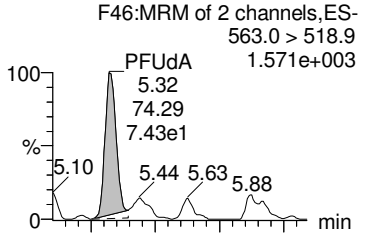

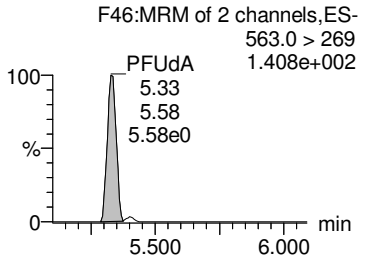

13C2-PFDA

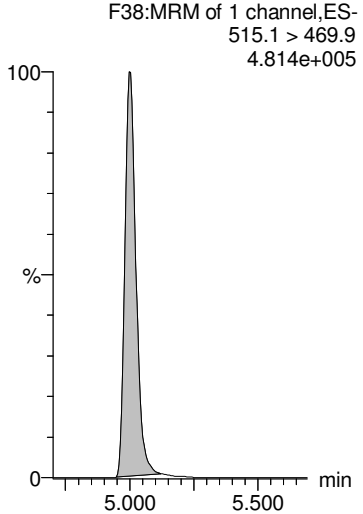

13C2-8:2 FTS

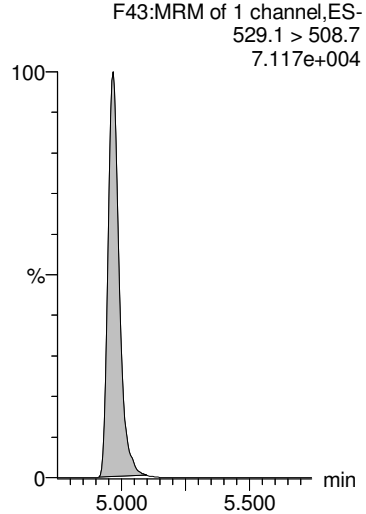

13C8-PFOS

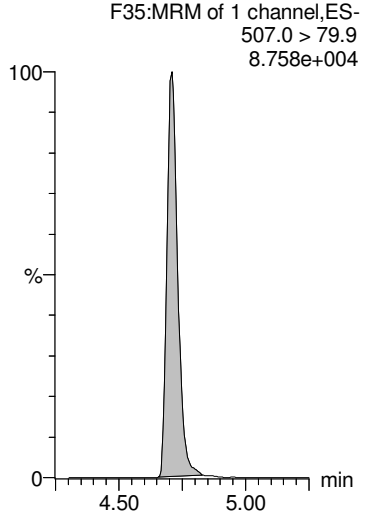

13C8-PFOS

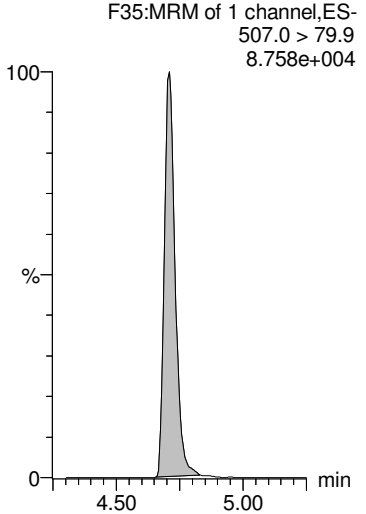

13C2-PFUdA

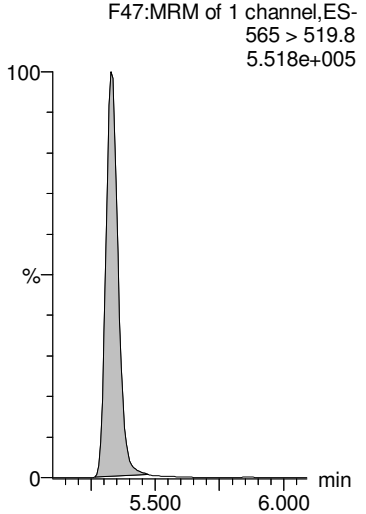

GM 9/20/2018

Dataset: Z:\Projects\PFAS.PRO\Results\180919M1\180919M1-32.qld

MMM 9/20/2018

Last Altered: Thursday, September 20, 2018 14:51:35 Pacific Daylight Time
Printed: Thursday, September 20, 2018 14:51:43 Pacific Daylight Time

Name: 180919M1_32, Date: 19-Sep-2018, Time: 21:34:25, ID: 1802861-03 PW1808291515GC 0.21441, Description: PW1808291515GC

L-MeFOSAA

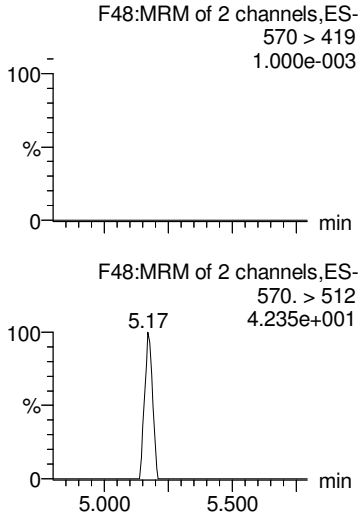

Br-MeFOSAA

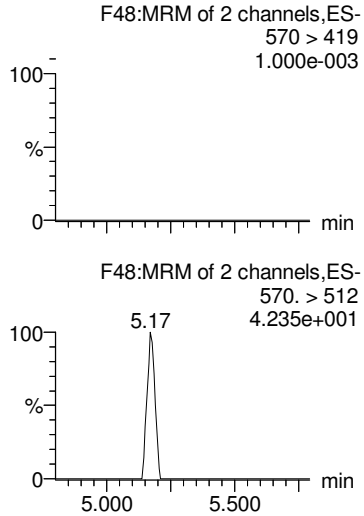

Total N-MeFOSAA

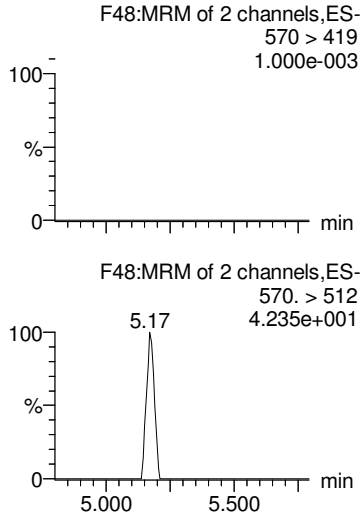

PFTrDA

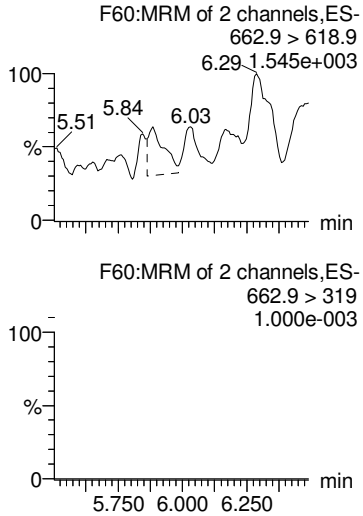

PFTeDA

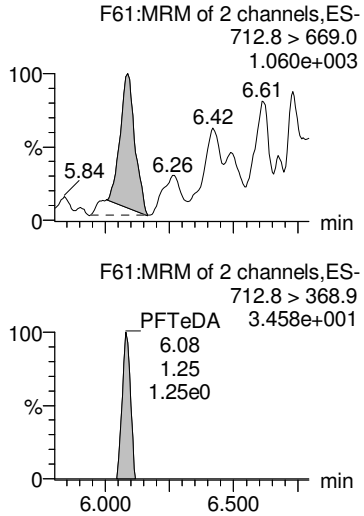

d3-N-MeFOSAA

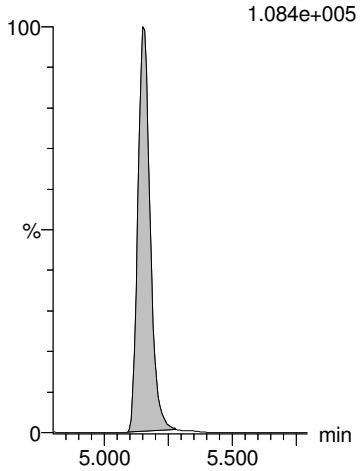

d3-N-MeFOSAA

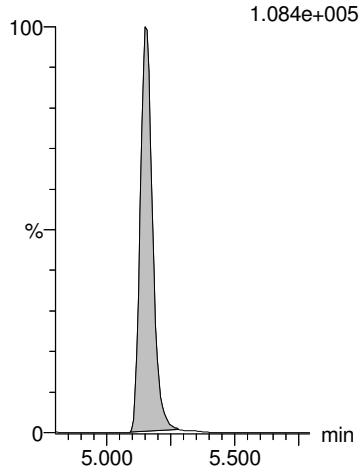

d3-N-MeFOSAA

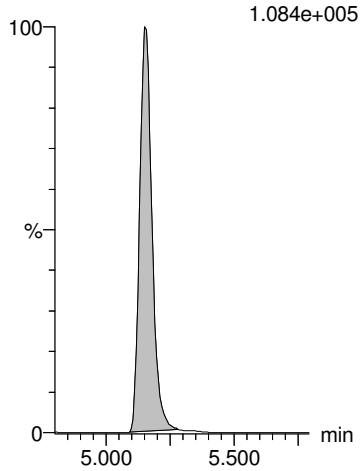

13C2-PFDoA

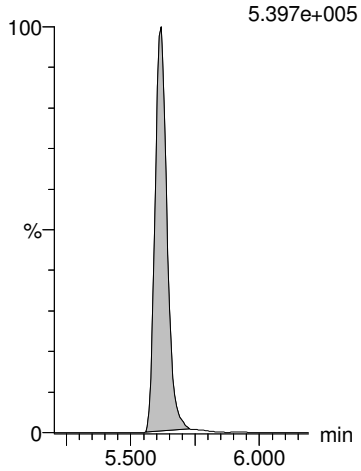

13C2-PFTeDA

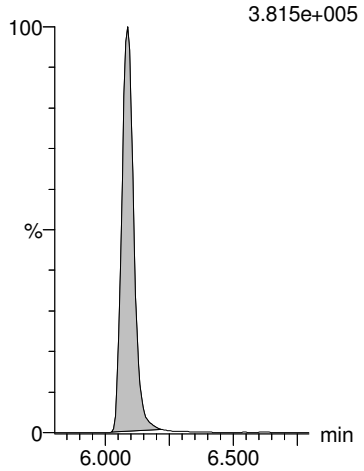

GM 9/20/2018

Dataset: Z:\Projects\PFAS.PRO\Results\180919M1\180919M1-32.qld

MMM 9/20/2018

Last Altered: Thursday, September 20, 2018 14:51:35 Pacific Daylight Time
Printed: Thursday, September 20, 2018 14:51:43 Pacific Daylight Time

Name: 180919M1_32, Date: 19-Sep-2018, Time: 21:34:25, ID: 1802861-03 PW1808291515GC 0.21441, Description: PW1808291515GC

L-EtFOSAA

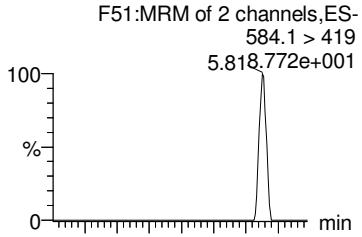

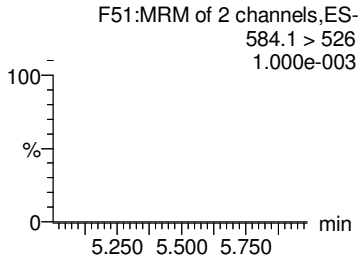

Br-ETFOSAA

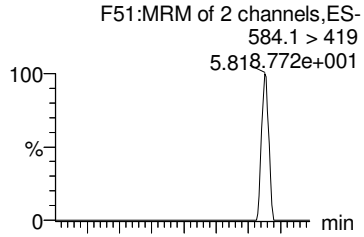

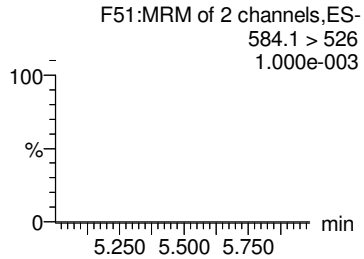

Total N-EtFOSAA

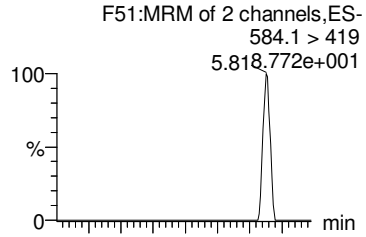

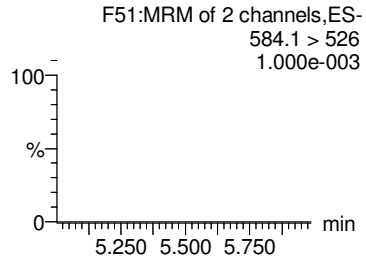

PFDoA

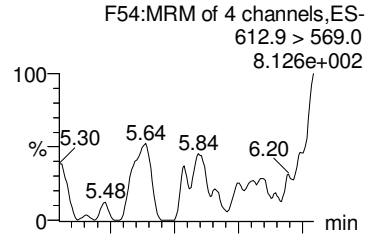

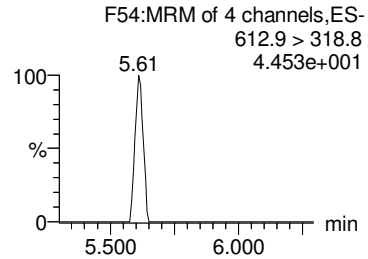

TCDA

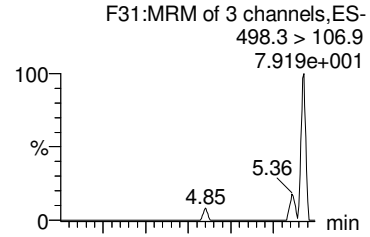

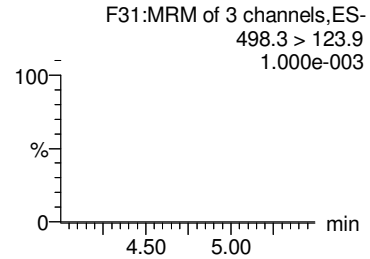

d5-N-EtFOSAA

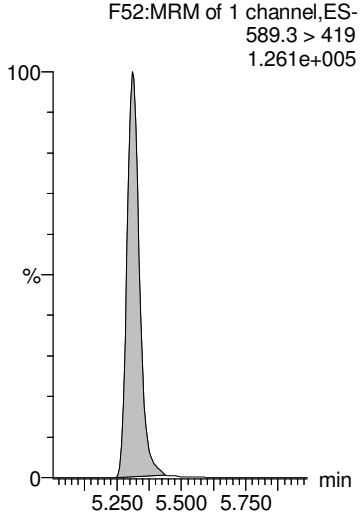

d5-N-EtFOSAA

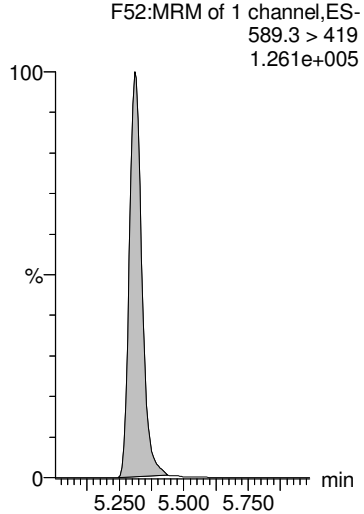

d5-N-EtFOSAA

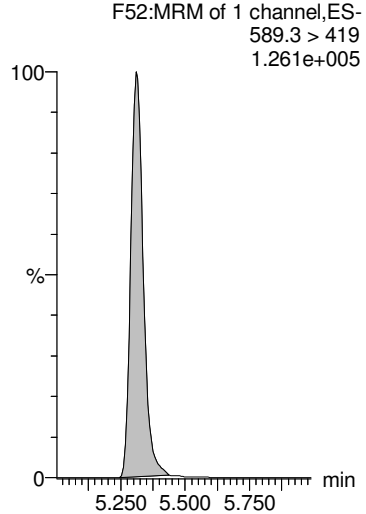

13C2-PFDoA

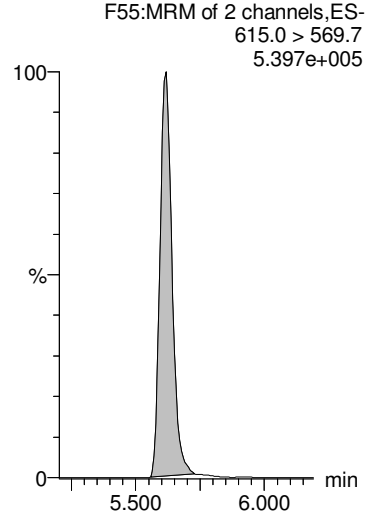

13C8-PFOS

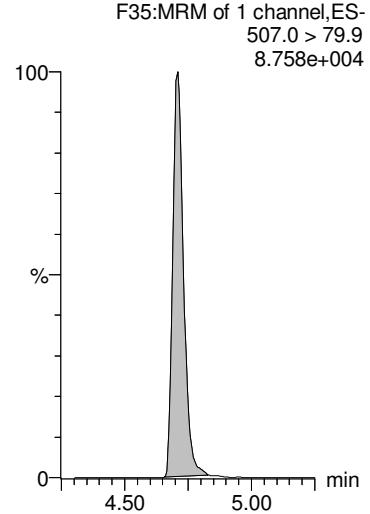

GM 9/20/2018

Dataset: Z:\Projects\PFAS.PRO\Results\180919M1\180919M1-32.qld

MMM 9/20/2018

Last Altered: Thursday, September 20, 2018 14:51:35 Pacific Daylight Time
Printed: Thursday, September 20, 2018 14:51:43 Pacific Daylight Time

Name: 180919M1_32, Date: 19-Sep-2018, Time: 21:34:25, ID: 1802861-03 PW1808291515GC 0.21441, Description: PW1808291515GC

13C4-PFBA

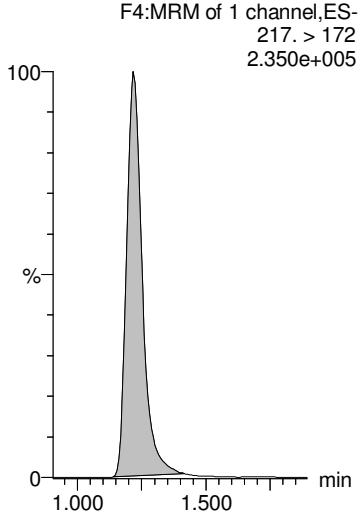

13C5-PFHxA

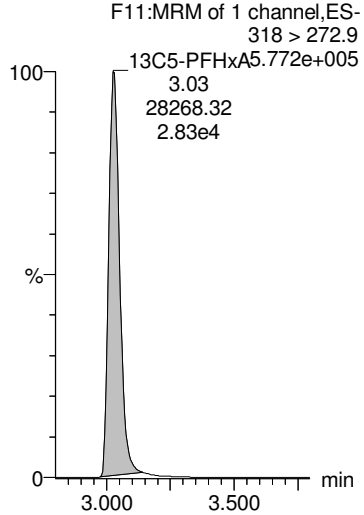

13C3-PFHxS

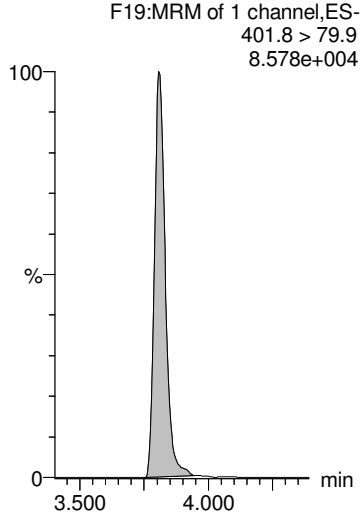

13C8-PFOA

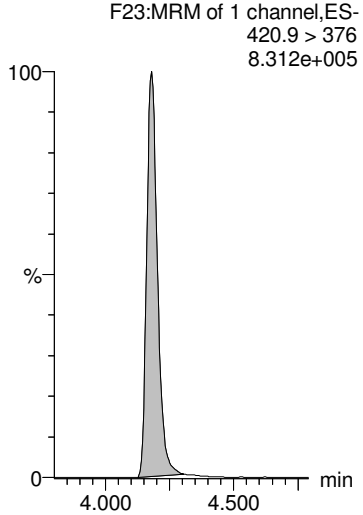

13C9-PFNA

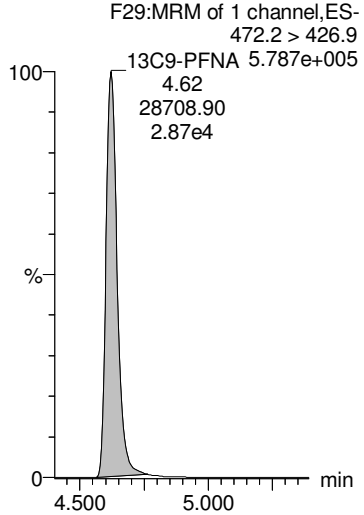

13C4-PFOS

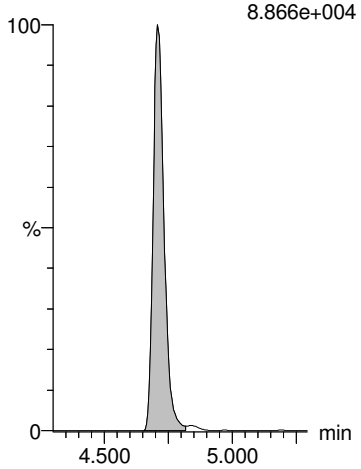

13C6-PFDA

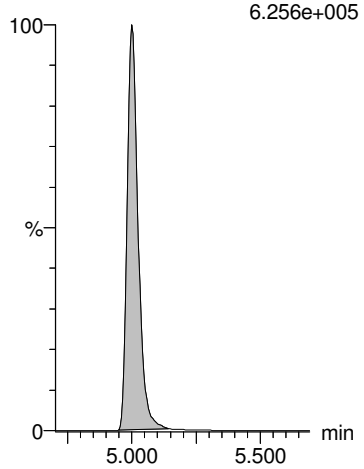

13C7-PFUdA

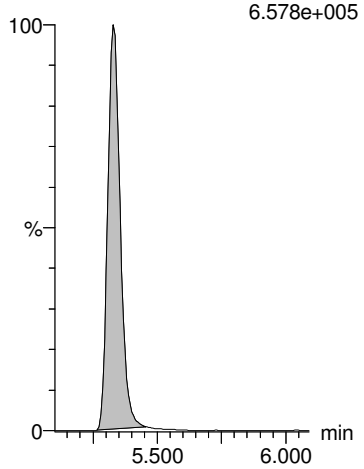

GM 9/20/2018

Dataset: Z:\Projects\PFAS.PRO\Results\180919M1\180919M1-33.qld

MMM 9/20/2018

Last Altered: Thursday, September 20, 2018 14:55:16 Pacific Daylight Time
Printed: Thursday, September 20, 2018 14:55:24 Pacific Daylight Time

Name: 180919M1_33, Date: 19-Sep-2018, Time: 21:44:58, ID: 1802861-04 PW1808291545GC 0.23492, Description: PW1808291545GC

	#	Name	Trace	Area	IS Area	Wt/Vol	RRF	RT	Response	Conc.	%Rec	Ion Ratio	Ratio Out?
1	1	PFBA	213.0 > 168.8	6.30e3	1.14e4	0.235	0.000	1.21	6.91	25.6752			
2	2	PFPeA	263.1 > 218.9	2.35e4	1.46e4	0.235	0.000	2.22	20.1	87.5729			
3	3	PFBS	299.0 > 79.7	8.84e2	2.01e3	0.235	0.000	2.52	5.48	12.4715		2.74	NO
4	4	4:2 FTS	327.2>307.2	4.16e1	3.72e3	0.235	0.000	2.94	0.140	0.4360		2.03	NO
5	5	PFHxA	313 > 269	4.68e4	9.81e3	0.235	0.000	3.03	23.8	102.9875		14.8	NO
6	36	13C3-PFBA	216.1 > 171.8	1.14e4	1.51e4	0.235	0.753	1.22	9.41	53.3281	100.2		
7	37	13C3-PFPeA	266. > 221.8	1.46e4	2.67e4	0.235	0.547	2.21	6.84	51.7087	97.2		
8	38	13C3-PFBS	302. > 98.8	2.01e3	3.83e3	0.235	0.526	2.52	6.57	55.6774	104.6		
9	39	13C2-4:2 FTS	329.2>308.9	3.72e3	3.83e3	0.235	0.972	2.94	12.2	47.4088	89.1		
10	40	13C2-PFHxA	315 > 270	9.81e3	2.67e4	0.235	0.918	3.03	4.59	20.7060	97.3		
11	-1												
12	7	PFHpA	363.0 > 318.9	1.44e4	1.53e4	0.235	0.000	3.65	11.8	41.5527		14.6	NO
13	6	PFPeS	349.1>80.1	8.01e2	2.01e3	0.235	0.000	3.24	4.97	13.8681		1.57	NO
14	8	L-PFHxS	398.9 > 79.6	1.92e4	1.42e3	0.235	0.000	3.81	169	376.8374		1.56	NO
15	9	Br-PFHxS	398.9 > 79.6	2.96e3	1.42e3	0.235	0.000	3.68	26.1	57.5490		2.40	NO
16	68	Total PFHxS	398.9 > 79.6	2.22e4	1.42e3	0.235			195	434.3864			
17	41	13C4-PFHpA	367.2 > 321.8	1.53e4	2.67e4	0.235	0.571	3.65	7.14	53.8239	101.2		
18	38	13C3-PFBS	302. > 98.8	2.01e3	3.83e3	0.235	0.526	2.52	6.57	55.6774	104.6		
19	42	18O2-PFHxS	403.0 > 102.6	1.42e3	3.83e3	0.235	0.371	3.81	4.63	49.3705	92.8		
20	42	18O2-PFHxS	403.0 > 102.6	1.42e3	3.83e3	0.235	0.371	3.81	4.63	49.3705	92.8		
21	42	18O2-PFHxS	403.0 > 102.6	1.42e3	3.83e3	0.235	0.371	3.81	4.63	49.3705	92.8		
22	-1												
23	10	6:2 FTS	427.1 > 407	6.24e3	4.40e3	0.235	0.000	4.12	17.7	62.8954		2.80	NO
24	13	PFHpS	449 > 80.0	1.08e3	3.85e3	0.235	0.000	4.30	3.50	16.8528		1.72	NO
25	11	L-PFOA	412.8 > 368.9	6.86e4	2.45e4	0.235	0.000	4.18	35.0	103.8553		3.41	NO
26	12	Br-PFOA	412.8 > 368.9	4.47e3	2.45e4	0.235	0.000	4.05	2.28	6.6768		1.88	NO
27	69	Total PFOA	412.8 > 368.9	7.30e4	2.45e4	0.235			37.3	110.5321			
28	43	13C2-6:2 FTS	429.1 > 408.9	4.40e3	3.67e3	0.235	1.20	4.12	15.0	54.8492	103.1		
29	44	13C2-PFOA	414.9 > 369.7	2.45e4	3.70e4	0.235	0.661	4.18	8.26	50.1208	94.2		
30	44	13C2-PFOA	414.9 > 369.7	2.45e4	3.70e4	0.235	0.661	4.18	8.26	50.1208	94.2		
31	44	13C2-PFOA	414.9 > 369.7	2.45e4	3.70e4	0.235	0.661	4.18	8.26	50.1208	94.2		
32	44	13C2-PFOA	414.9 > 369.7	2.45e4	3.70e4	0.235	0.661	4.18	8.26	50.1208	94.2		
33	-1												
34	14	PFNA	463.0 > 418.8	4.77e3	2.42e4	0.235	0.000	4.62	2.47	9.1147		5.02	NO
35	15	PFOSA	497.9 > 77.9	1.19e2	3.64e3	0.235	0.000	4.68	0.409	1.6546		4.55	YES
36	16	L-PFOS	498.9 > 79.9	6.48e4	3.85e3	0.235	0.000	4.71	210	889.9660		1.58	NO
37	17	Br-PFOS	498.9 > 79.9	2.92e4	3.85e3	0.235	0.000	4.56	94.7	403.0033		3.95	NO

GM 9/20/2018

Dataset: Z:\Projects\PFAS.PRO\Results\180919M1\180919M1-33.qld

MMM 9/20/2018

Last Altered: Thursday, September 20, 2018 14:55:16 Pacific Daylight Time
Printed: Thursday, September 20, 2018 14:55:24 Pacific Daylight Time

Name: 180919M1_33, Date: 19-Sep-2018, Time: 21:44:58, ID: 1802861-04 PW1808291545GC 0.23492, Description: PW1808291545GC

	#	Name	Trace	Area	IS Area	Wt/Vol	RRF	RT	Response	Conc.	%Rec	Ion Ratio	Ratio Out?
38	70	Total PFOS	498.9 > 79.9	9.40e4	3.85e3	0.235			305	1292.9693			
39	45	13C5-PFNA	468.2 > 422.9	2.42e4	2.70e4	0.235	0.895	4.62	11.2	49.2810	92.6		
40	46	13C8-PFOSA	506.1 > 77.7	3.64e3	3.51e4	0.235	0.104	4.68	1.30	33.1490	62.3		
41	47	13C8-PFOS	507.0 > 79.9	3.85e3	3.67e3	0.235	1.05	4.71	13.1	53.3544	100.3		
42	47	13C8-PFOS	507.0 > 79.9	3.85e3	3.67e3	0.235	1.05	4.71	13.1	53.3544	100.3		
43	47	13C8-PFOS	507.0 > 79.9	3.85e3	3.67e3	0.235	1.05	4.71	13.1	53.3544	100.3		
44	-1												
45	18	PFDA	513 > 468.8	3.48e2	2.33e4	0.235	0.000	5.00	0.187	0.5153		4.62	NO
46	19	8:2 FTS	527 > 506.9	2.10e2	3.40e3	0.235	0.000	4.97	0.773	2.1368		2.46	NO
47	20	PFNS	549.1 > 80.1		3.85e3	0.235							
48	26	PFDS	598.8 > 79.9		3.85e3	0.235							
49	25	PFUdA	563.0 > 518.9	1.10e2	2.89e4	0.235	0.000	5.33	0.0476	0.1608		165	YES
50	48	13C2-PFDA	515.1 > 469.9	2.33e4	2.97e4	0.235	0.785	5.00	9.81	45.3639	85.3		
51	49	13C2-8:2 FTS	529.1 > 508.7	3.40e3	3.67e3	0.235	0.926	4.97	11.6	54.4066	102.2		
52	47	13C8-PFOS	507.0 > 79.9	3.85e3	3.67e3	0.235	1.05	4.71	13.1	53.3544	100.3		
53	47	13C8-PFOS	507.0 > 79.9	3.85e3	3.67e3	0.235	1.05	4.71	13.1	53.3544	100.3		
54	51	13C2-PFUdA	565 > 519.8	2.89e4	3.51e4	0.235	0.822	5.33	10.3	44.8610	84.3		
55	-1												
56	21	L-MeFOSAA	570 > 419		6.47e3	0.235							
57	22	Br-MeFOSAA	570. > 419		6.47e3	0.235							
58	71	Total N-MeFOSAA	570. > 419	0.00e0	6.47e3	0.235			0.000				
59	29	PFTrDA	662.9 > 618.9		2.71e4	0.235							
60	30	PFTeDA	712.8 > 669.0	3.59e1	2.01e4	0.235	0.000	6.08	0.0223			54.4	YES
61	50	d3-N-MeFOSAA	573.3 > 419	6.47e3	3.51e4	0.235	0.184	5.15	2.30	42.5951	80.1		
62	50	d3-N-MeFOSAA	573.3 > 419	6.47e3	3.51e4	0.235	0.184	5.15	2.30	42.5951	80.1		
63	50	d3-N-MeFOSAA	573.3 > 419	6.47e3	3.51e4	0.235	0.184	5.15	2.30	42.5951	80.1		
64	53	13C2-PFDoA	615.0 > 569.7	2.71e4	2.97e4	0.235	0.913	5.62	11.4	44.0873	82.9		
65	55	13C2-PFTeDA	714.8 > 669.6	2.01e4	3.51e4	0.235	0.573	6.09	7.16	47.9596	90.1		
66	-1												
67	23	L-EtFOSAA	584.1 > 419		7.39e3	0.235							
68	24	Br-ETFOSAA	584.1 > 419		7.39e3	0.235							
69	72	Total N-EtFOSAA	584.1 > 419	0.00e0	7.39e3	0.235			0.000				
70	27	PFDoA	612.9 > 569.0		2.71e4	0.235							
71	73	TCDA	498.3>106.9			0.235							
72	52	d5-N-EtFOSAA	589.3 > 419	7.39e3	3.51e4	0.235	0.211	5.31	2.63	43.7579	82.2		
73	52	d5-N-EtFOSAA	589.3 > 419	7.39e3	3.51e4	0.235	0.211	5.31	2.63	43.7579	82.2		
74	52	d5-N-EtFOSAA	589.3 > 419	7.39e3	3.51e4	0.235	0.211	5.31	2.63	43.7579	82.2		

GM 9/20/2018

Dataset: Z:\Projects\PFAS.PRO\Results\180919M1\180919M1-33.qld

MMM 9/20/2018

Last Altered: Thursday, September 20, 2018 14:55:16 Pacific Daylight Time
Printed: Thursday, September 20, 2018 14:55:24 Pacific Daylight Time

Name: 180919M1_33, Date: 19-Sep-2018, Time: 21:44:58, ID: 1802861-04 PW1808291545GC 0.23492, Description: PW1808291545GC

	#	Name	Trace	Area	IS Area	Wt/Vol	RRF	RT	Response	Conc.	%Rec	Ion Ratio	Ratio Out?
75	53	13C2-PFDoA	615.0 > 569.7	2.71e4	2.97e4	0.235	0.913	5.62	11.4	44.0873	82.9		
76	47	13C8-PFOS	507.0 > 79.9	3.85e3	3.67e3	0.235	1.05	4.71	13.1	53.3544	100.3		
77	-1												
78	60	13C4-PFBA	217. > 172	1.51e4	1.51e4	0.235	1.00	1.21	12.5	53.2096	100.0		
79	61	13C5-PFHxA	318 > 272.9	2.67e4	2.67e4	0.235	1.00	3.03	12.5	53.2096	100.0		
80	62	13C3-PFHxS	401.8 > 79.9	3.83e3	3.83e3	0.235	1.00	3.81	12.5	53.2096	100.0		
81	63	13C8-PFOA	420.9 > 376	3.70e4	3.70e4	0.235	1.00	4.18	12.5	53.2096	100.0		
82	64	13C9-PFNA	472.2 > 426.9	2.70e4	2.70e4	0.235	1.00	4.62	12.5	53.2096	100.0		
83	65	13C4-PFOS	503 > 79.9	3.67e3	3.67e3	0.235	1.00	4.71	12.5	53.2096	100.0		
84	66	13C6-PFDA	519.1 > 473.7	2.97e4	2.97e4	0.235	1.00	5.00	12.5	53.2096	100.0		
85	67	13C7-PFUdA	570.1 > 524.8	3.51e4	3.51e4	0.235	1.00	5.33	12.5	53.2096	100.0		

GM 9/20/2018

Dataset: Z:\Projects\PFAS.PRO\Results\180919M1\180919M1-33.qld

MMM 9/20/2018

Last Altered: Thursday, September 20, 2018 14:55:16 Pacific Daylight Time
Printed: Thursday, September 20, 2018 14:55:24 Pacific Daylight Time

Method: Z:\Projects\PFAS.pro\MethDB\PFAS_FULL_80C_091918.mdb 20 Sep 2018 08:42:56
Calibration: Z:\Projects\PFAS.pro\CurveDB\C18_VAL-PFAS_Q4_09-18-18.cdb 19 Sep 2018 09:23:23

Name: 180919M1_33, Date: 19-Sep-2018, Time: 21:44:58, ID: 1802861-04 PW1808291545GC 0.23492, Description: PW1808291545GC

PFBA

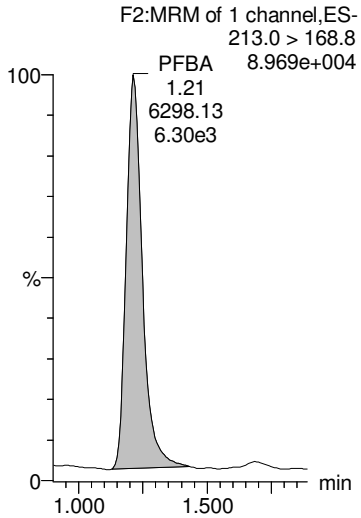

PFPeA

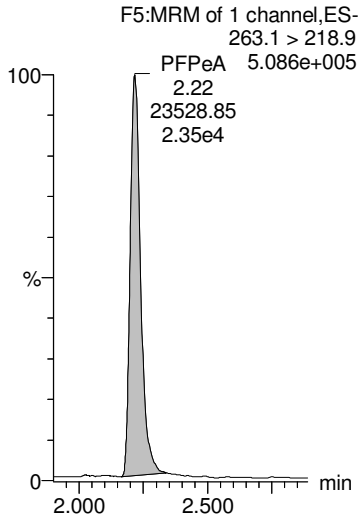

PFBS

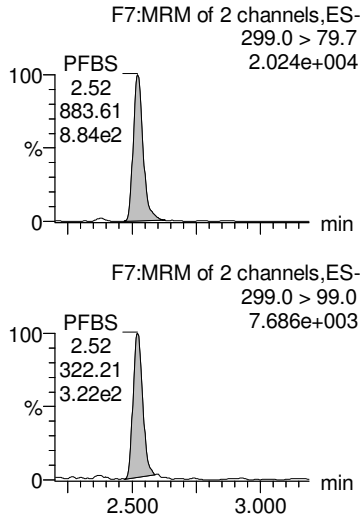

4:2 FTS

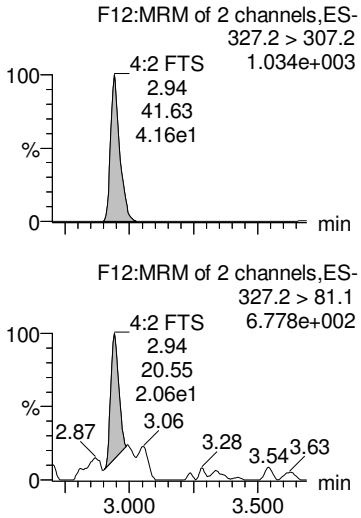

PFHxA

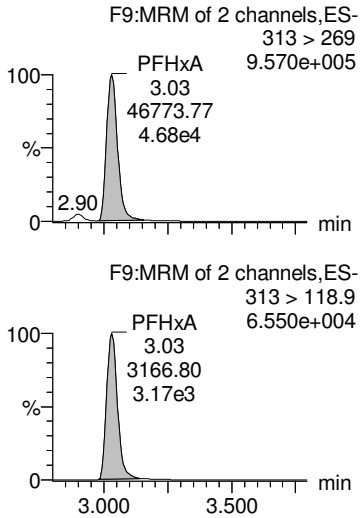

13C3-PFBA

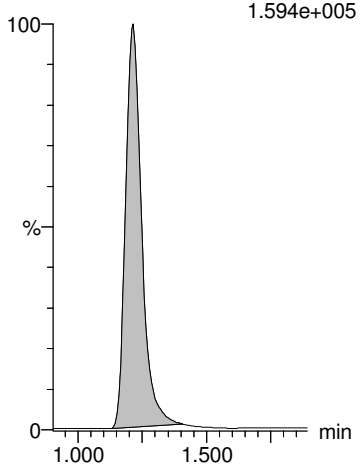

13C3-PFPeA

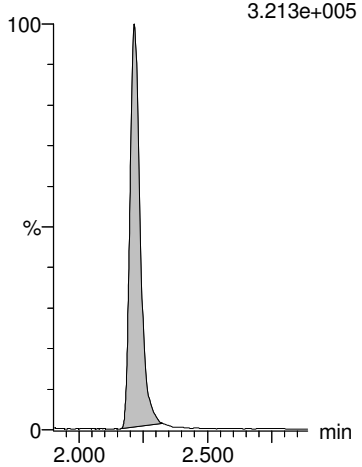

13C3-PFBS

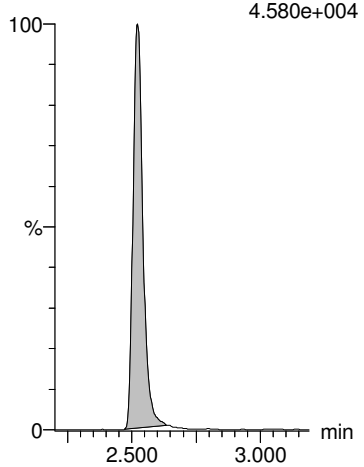

13C2-4:2 FTS

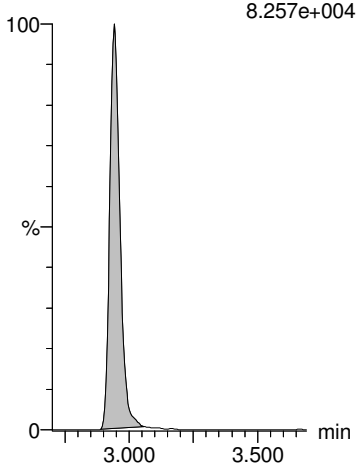

13C2-PFHxA

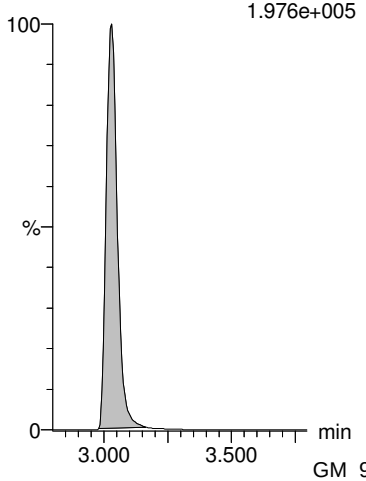

GM 9/20/2018

Dataset: Z:\Projects\PFAS.PRO\Results\180919M1\180919M1-33.qld

MMM 9/20/2018

Last Altered: Thursday, September 20, 2018 14:55:16 Pacific Daylight Time
Printed: Thursday, September 20, 2018 14:55:24 Pacific Daylight Time

Name: 180919M1_33, Date: 19-Sep-2018, Time: 21:44:58, ID: 1802861-04 PW1808291545GC 0.23492, Description: PW1808291545GC

PFHpA

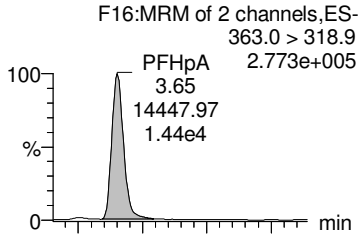

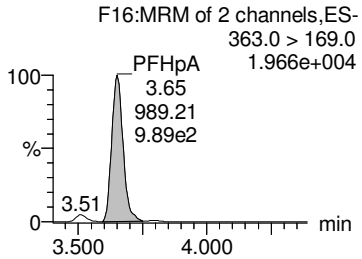

PFPeS

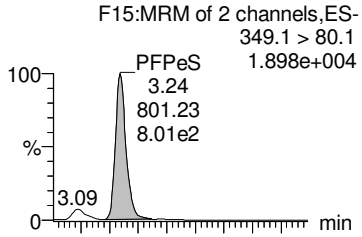

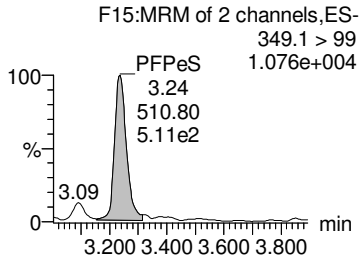

L-PFHxS

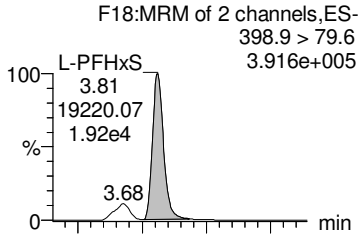

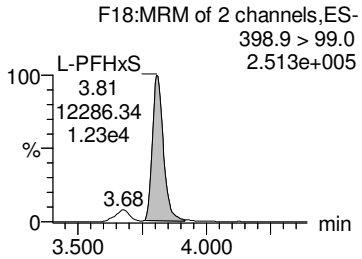

Br-PFHxS

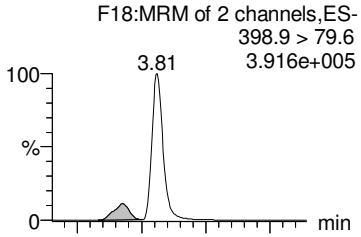

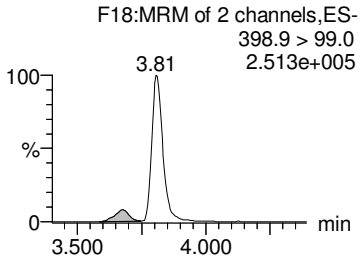

Total PFHxS

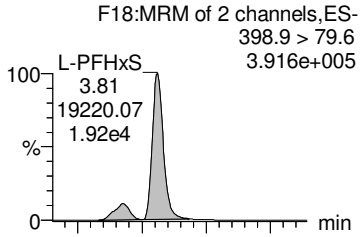

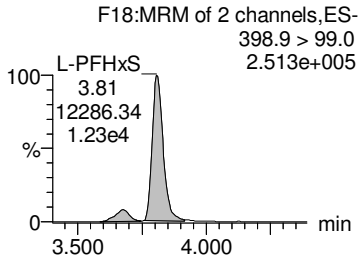

13C4-PFHpA

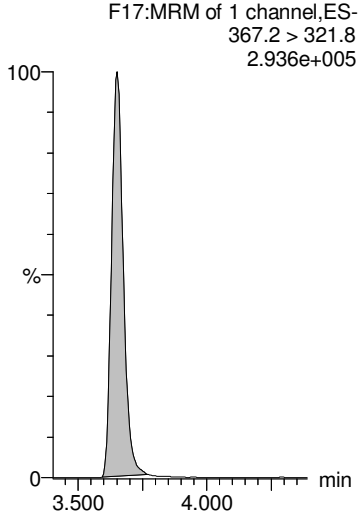

13C3-PFBS

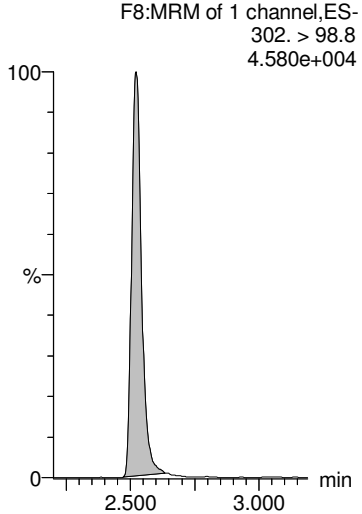

18O2-PFHxS

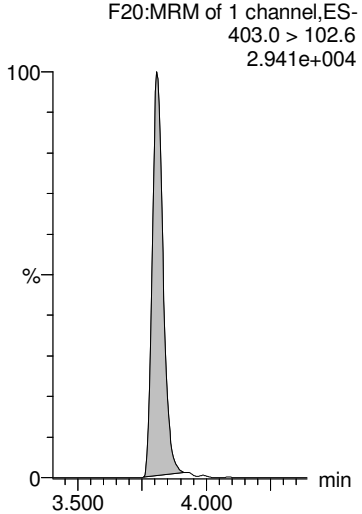

18O2-PFHxS

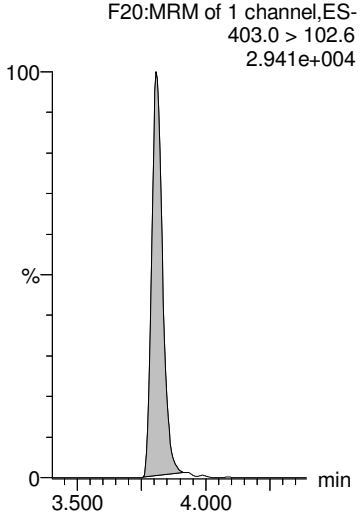

18O2-PFHxS

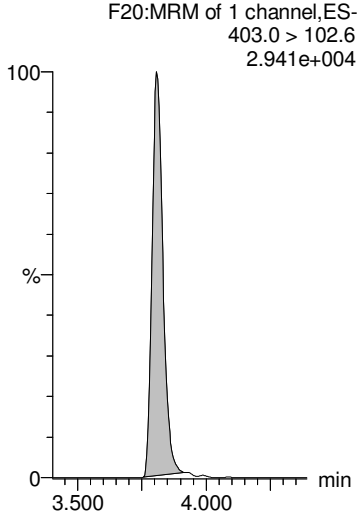

GM 9/20/2018

Dataset: Z:\Projects\PFAS.PRO\Results\180919M1\180919M1-33.qld

MMM 9/20/2018

Last Altered: Thursday, September 20, 2018 14:55:16 Pacific Daylight Time
Printed: Thursday, September 20, 2018 14:55:24 Pacific Daylight Time

Name: 180919M1_33, Date: 19-Sep-2018, Time: 21:44:58, ID: 1802861-04 PW1808291545GC 0.23492, Description: PW1808291545GC

6:2 FTS

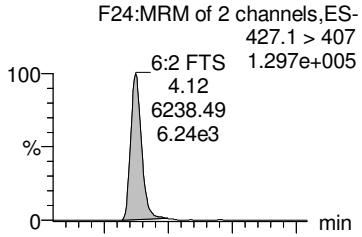

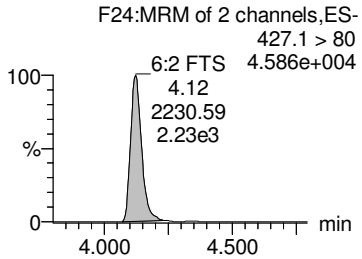

PFHpS

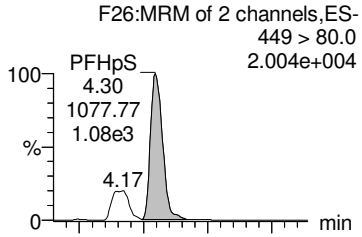

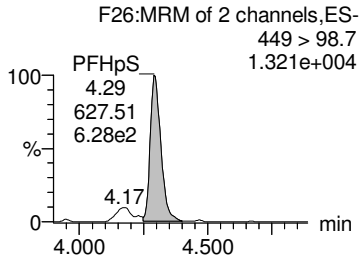

L-PFOA

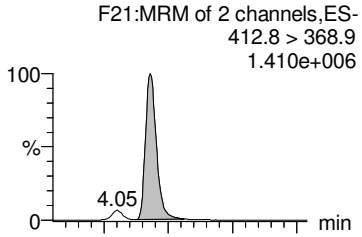

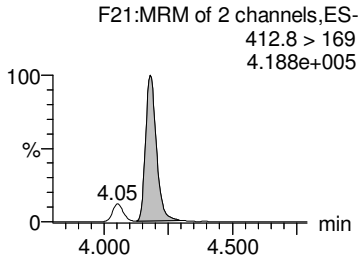

Br-PFOA

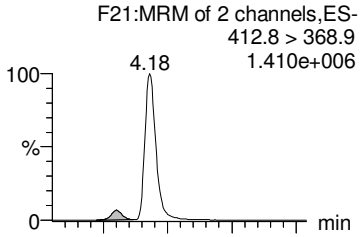

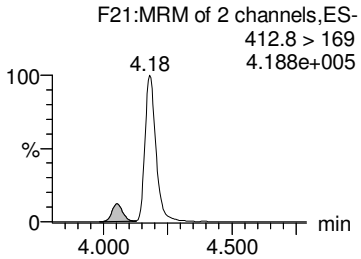

Total PFOA

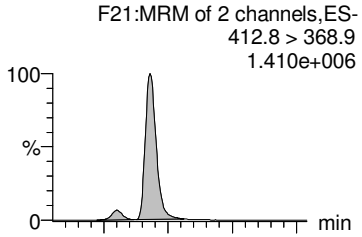

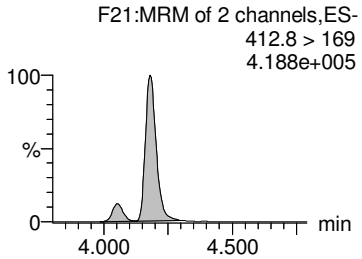

13C2-6:2 FTS

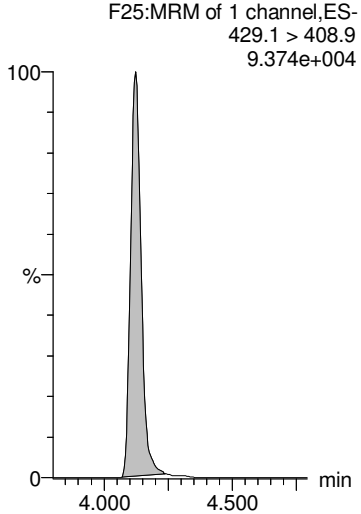

13C2-PFOA

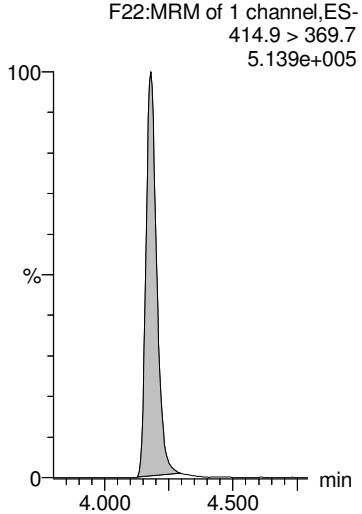

13C2-PFOA

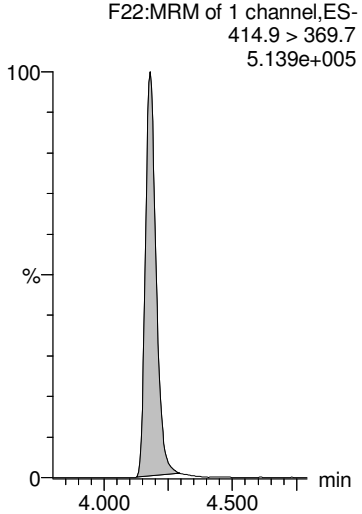

13C2-PFOA

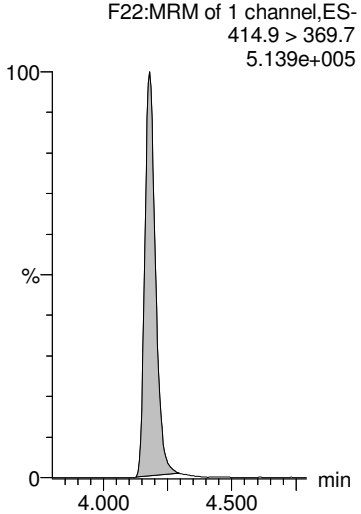

13C2-PFOA

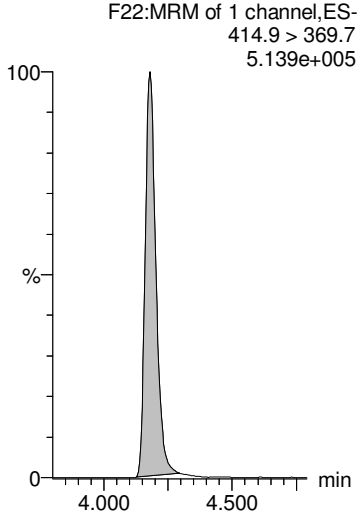

GM 9/20/2018

Dataset: Z:\Projects\PFAS.PRO\Results\180919M1\180919M1-33.qld

MMM 9/20/2018

Last Altered: Thursday, September 20, 2018 14:55:16 Pacific Daylight Time
Printed: Thursday, September 20, 2018 14:55:24 Pacific Daylight Time

Name: 180919M1_33, Date: 19-Sep-2018, Time: 21:44:58, ID: 1802861-04 PW1808291545GC 0.23492, Description: PW1808291545GC

PFNA

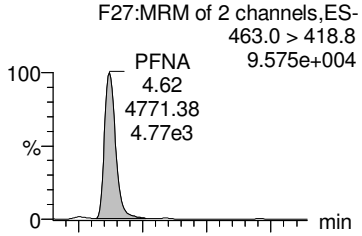

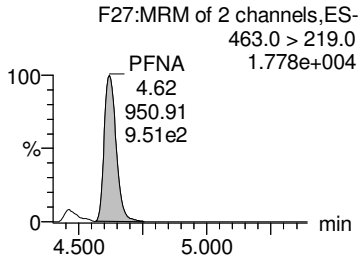

PFOSA

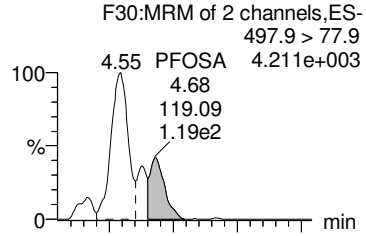

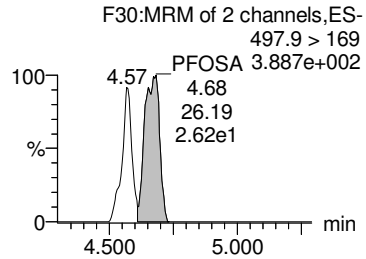

L-PFOS

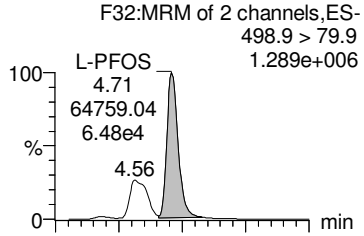

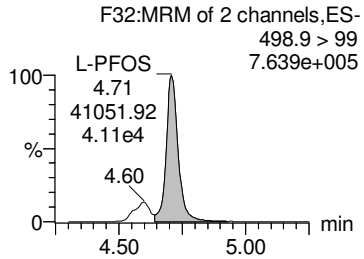

Br-PFOS

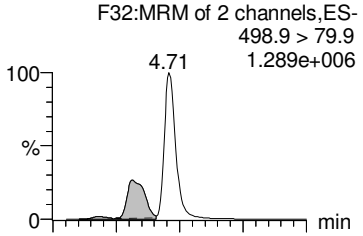

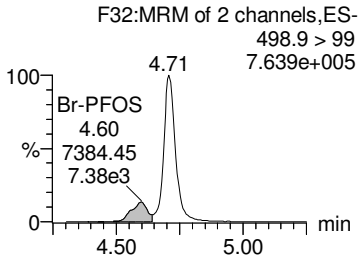

Total PFOS

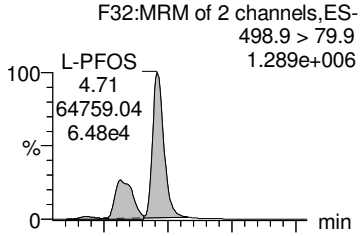

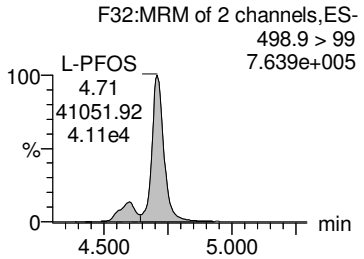

13C5-PFNA

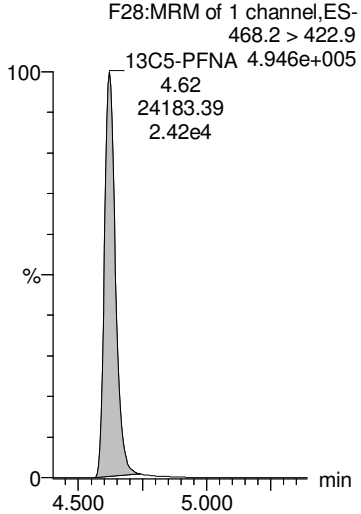

13C8-PFOSA

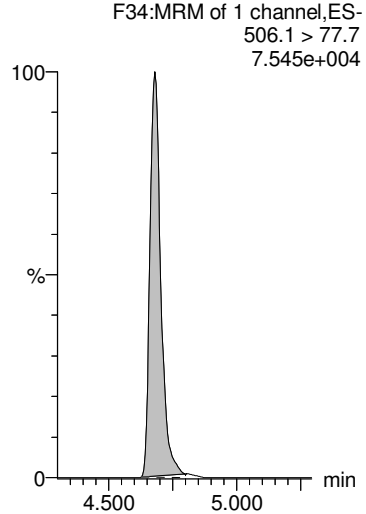

13C8-PFOS

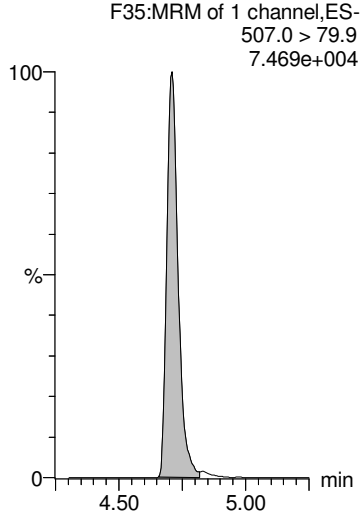

13C8-PFOS

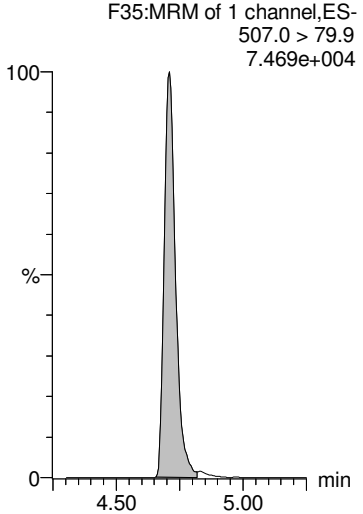

13C8-PFOS

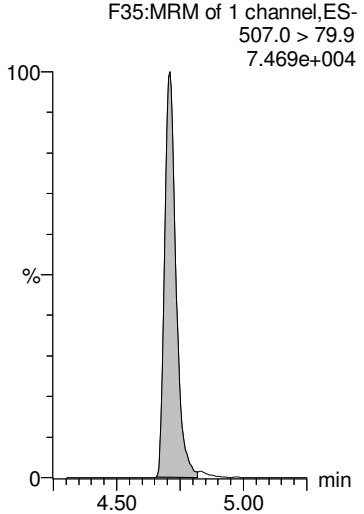

GM 9/20/2018

Dataset: Z:\Projects\PFAS.PRO\Results\180919M1\180919M1-33.qld

MMM 9/20/2018

Last Altered: Thursday, September 20, 2018 14:55:16 Pacific Daylight Time
Printed: Thursday, September 20, 2018 14:55:24 Pacific Daylight Time

Name: 180919M1_33, Date: 19-Sep-2018, Time: 21:44:58, ID: 1802861-04 PW1808291545GC 0.23492, Description: PW1808291545GC

PFDA

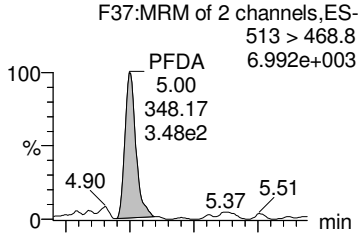

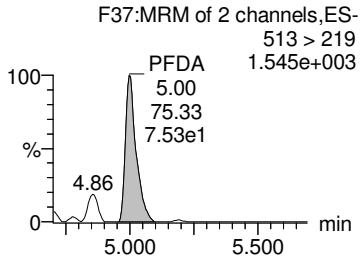

8:2 FTS

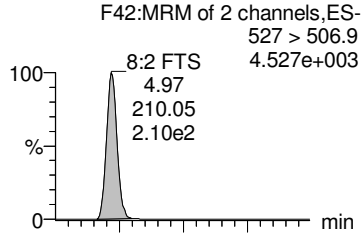

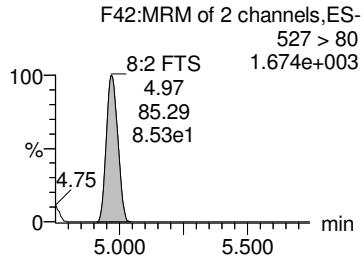

PFNS

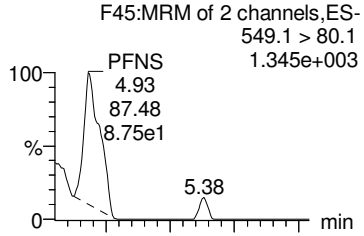

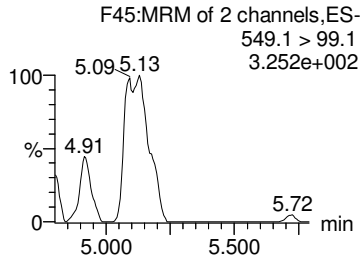

PFDS

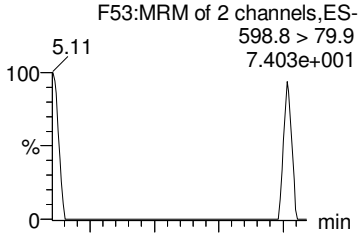

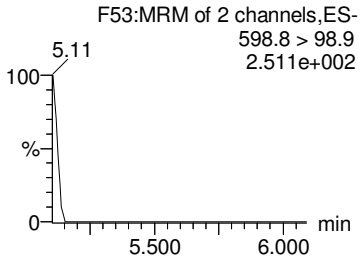

PFUdA

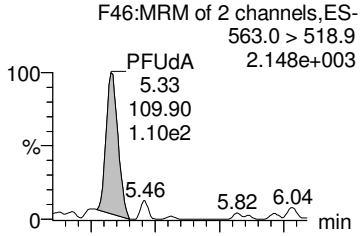

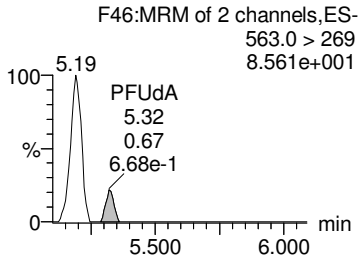

13C2-PFDA

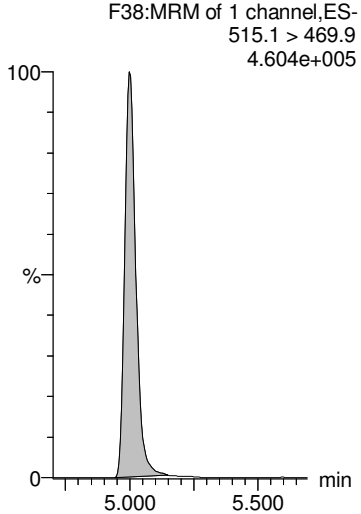

13C2-8:2 FTS

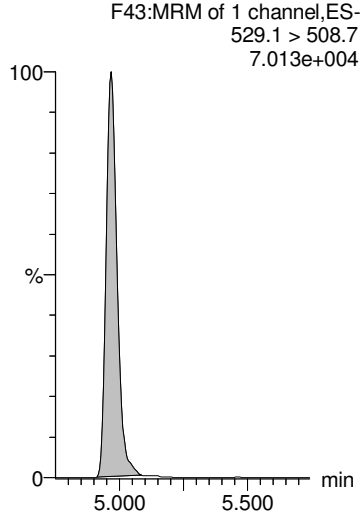

13C8-PFOS

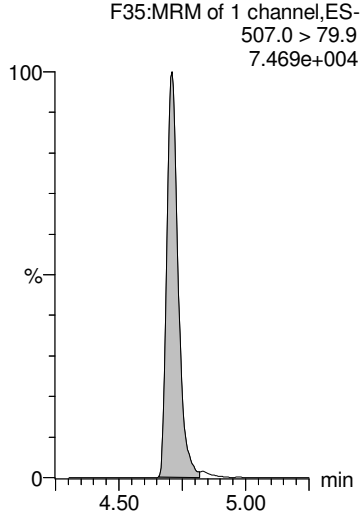

13C8-PFOS

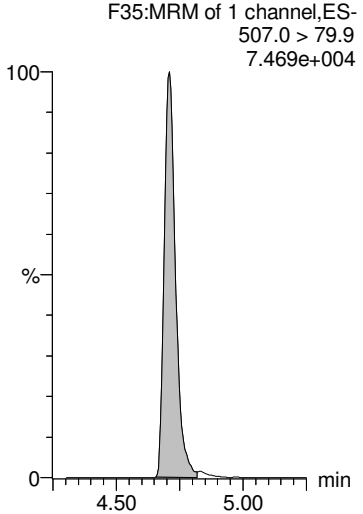

13C2-PFUdA

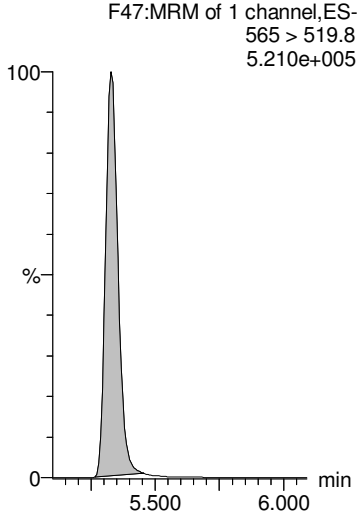

GM 9/20/2018

Dataset: Z:\Projects\PFAS.PRO\Results\180919M1\180919M1-33.qld

MMM 9/20/2018

Last Altered: Thursday, September 20, 2018 14:55:16 Pacific Daylight Time
Printed: Thursday, September 20, 2018 14:55:24 Pacific Daylight Time

Name: 180919M1_33, Date: 19-Sep-2018, Time: 21:44:58, ID: 1802861-04 PW1808291545GC 0.23492, Description: PW1808291545GC

L-MeFOSAA

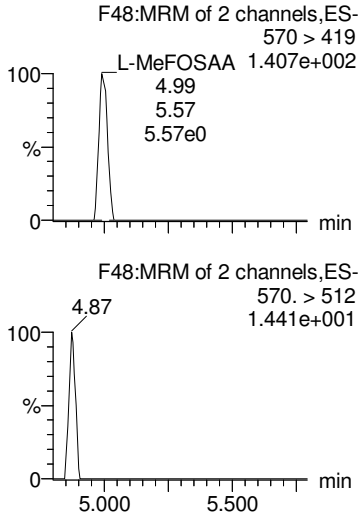

Br-MeFOSAA

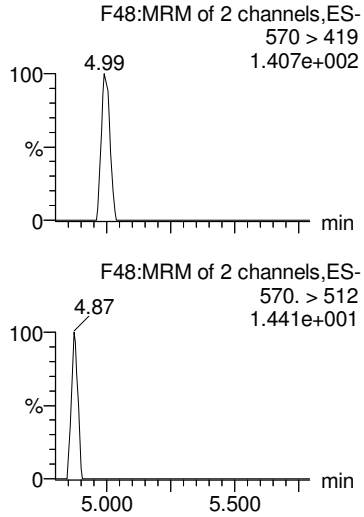

Total N-MeFOSAA

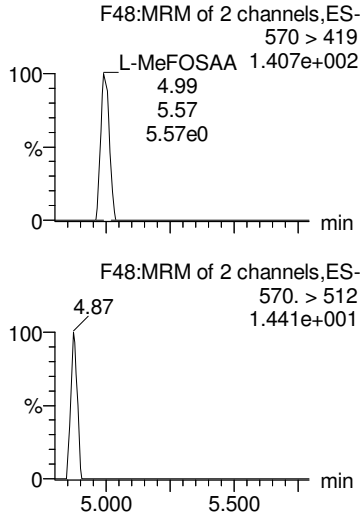

PFTrDA

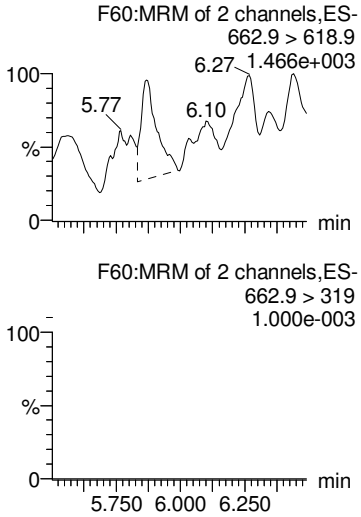

PFTeDA

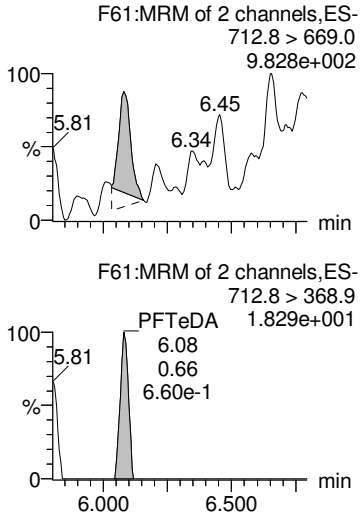

d3-N-MeFOSAA

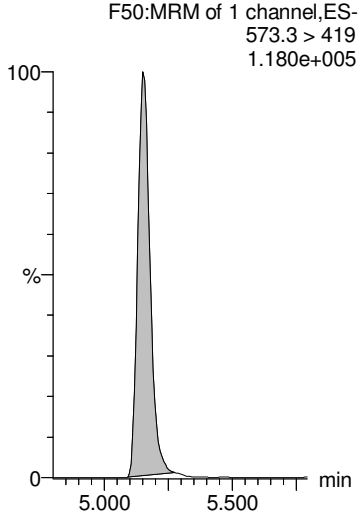

d3-N-MeFOSAA

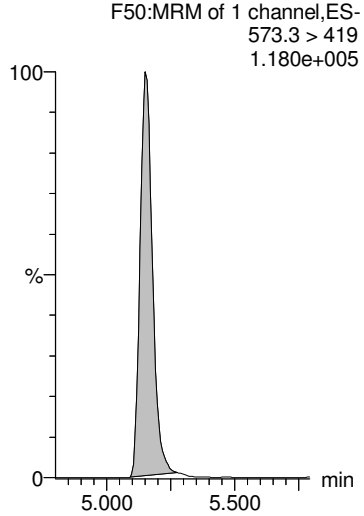

d3-N-MeFOSAA

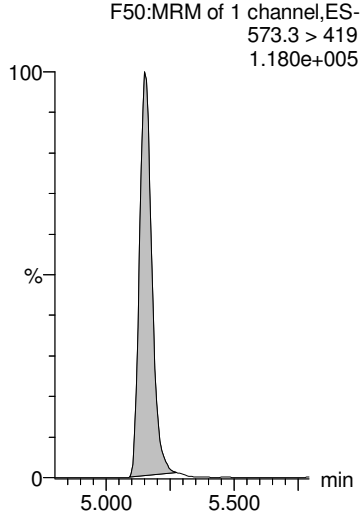

13C2-PFDoA

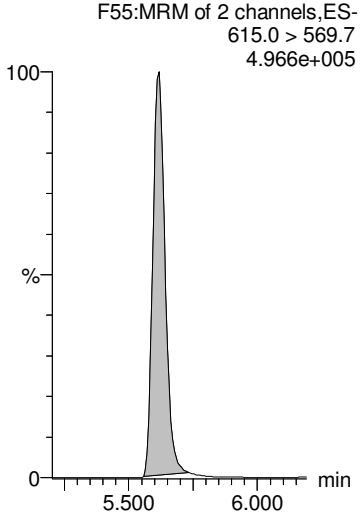

13C2-PFTeDA

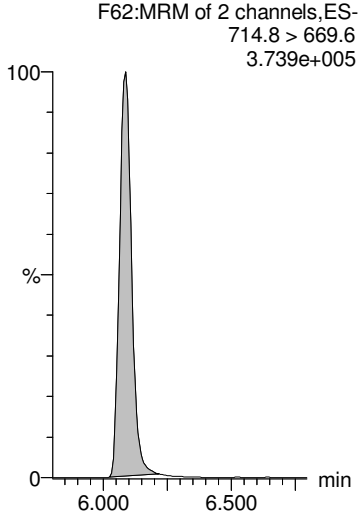

GM 9/20/2018

Dataset: Z:\Projects\PFAS.PRO\Results\180919M1\180919M1-33.qld

MMM 9/20/2018

Last Altered: Thursday, September 20, 2018 14:55:16 Pacific Daylight Time
Printed: Thursday, September 20, 2018 14:55:24 Pacific Daylight Time

Name: 180919M1_33, Date: 19-Sep-2018, Time: 21:44:58, ID: 1802861-04 PW1808291545GC 0.23492, Description: PW1808291545GC

L-EtFOSAA

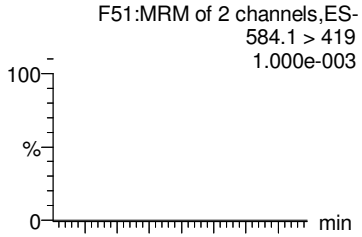

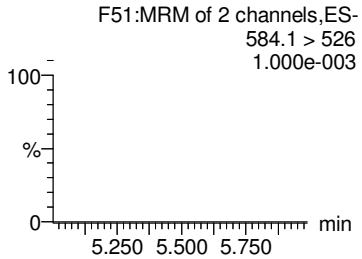

Br-ETFOSAA

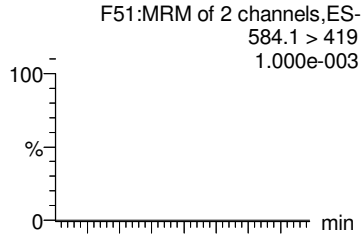

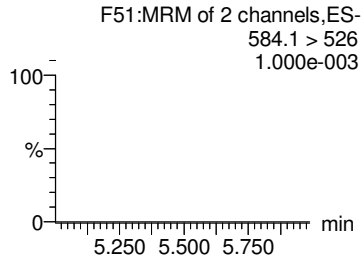

Total N-EtFOSAA

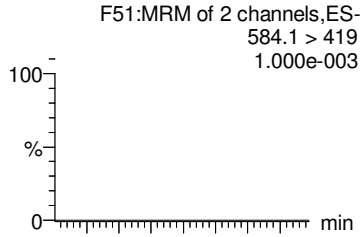

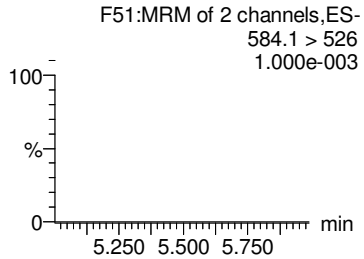

PFDoA

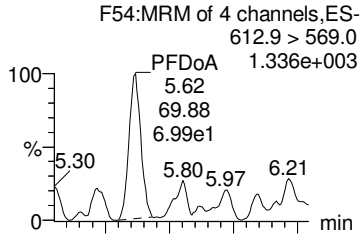

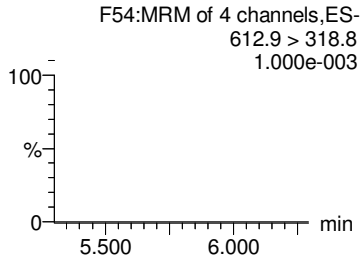

TCDA

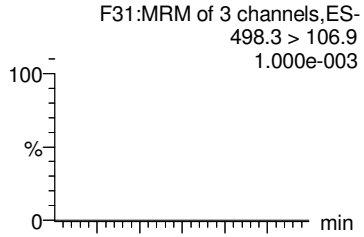

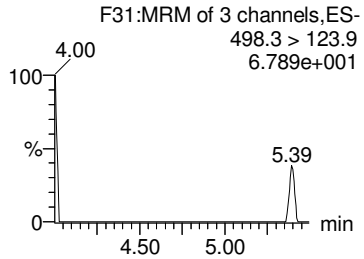

d5-N-EtFOSAA

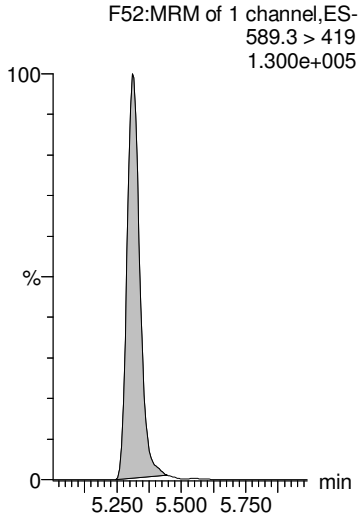

d5-N-EtFOSAA

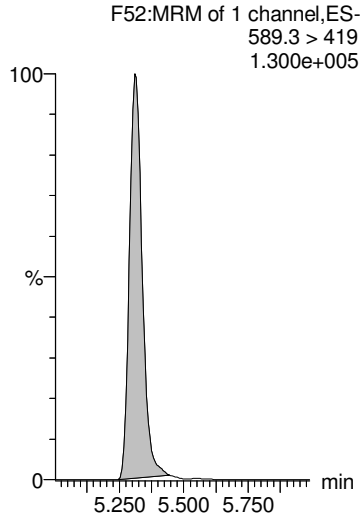

d5-N-EtFOSAA

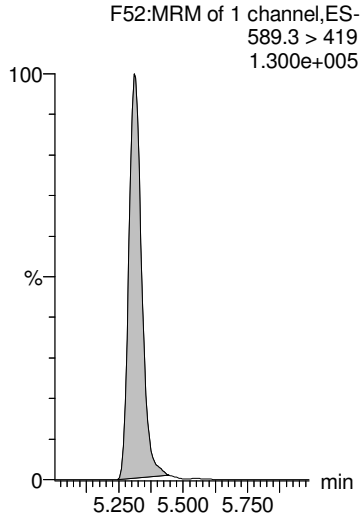

13C2-PFDoA

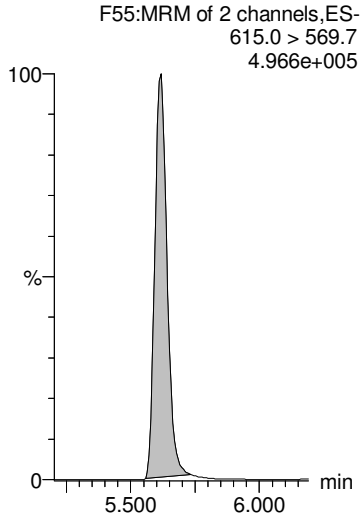

13C8-PFOS

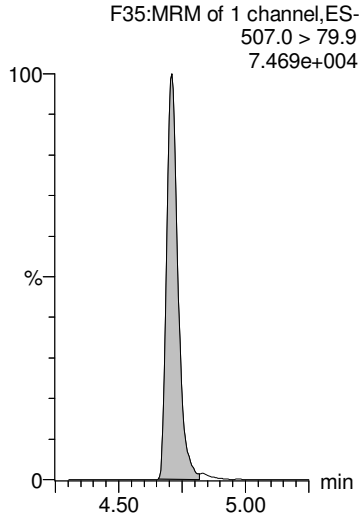

GM 9/20/2018

Dataset: Z:\Projects\PFAS.PRO\Results\180919M1\180919M1-33.qld

MMM 9/20/2018

Last Altered: Thursday, September 20, 2018 14:55:16 Pacific Daylight Time
Printed: Thursday, September 20, 2018 14:55:24 Pacific Daylight Time

Name: 180919M1_33, Date: 19-Sep-2018, Time: 21:44:58, ID: 1802861-04 PW1808291545GC 0.23492, Description: PW1808291545GC

13C4-PFBA

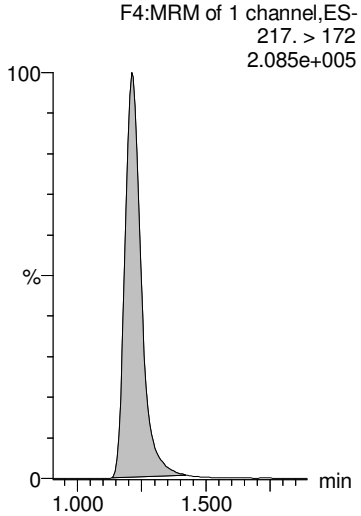

13C5-PFHxA

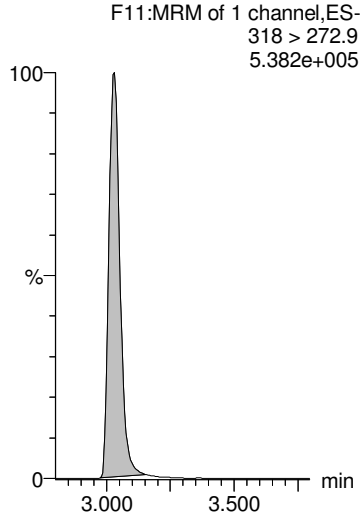

13C3-PFHxS

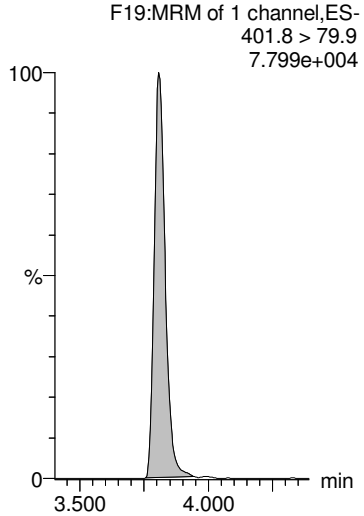

13C8-PFOA

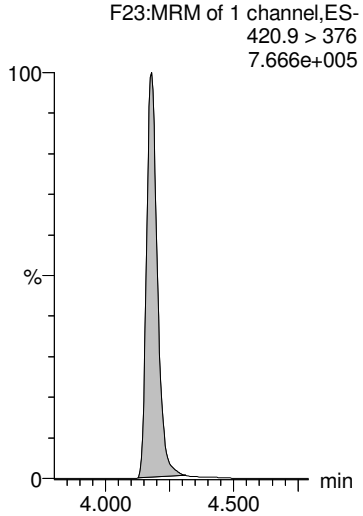

13C9-PFNA

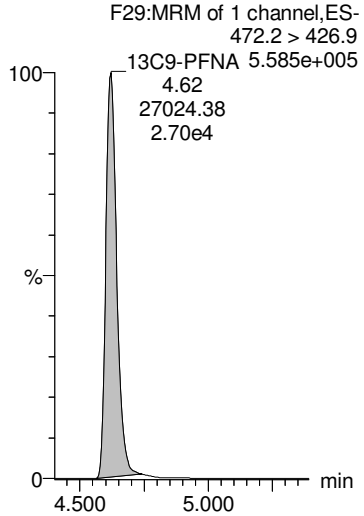

13C4-PFOS

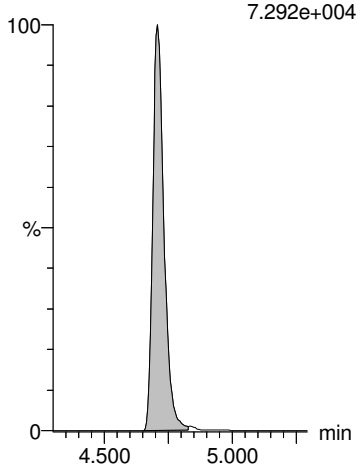

13C6-PFDA

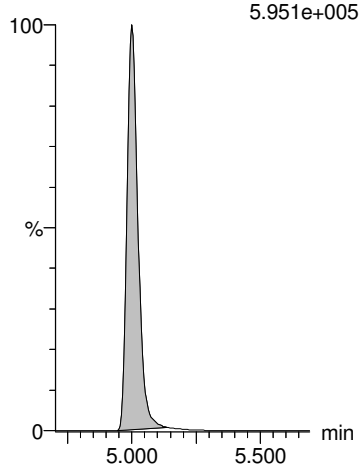

13C7-PFUdA

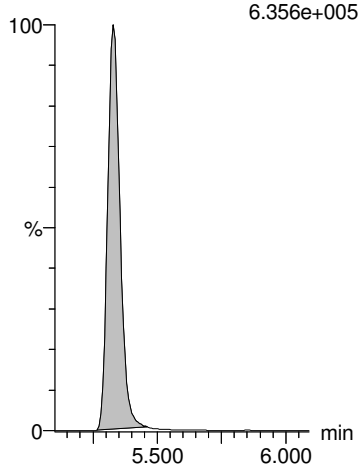

GM 9/20/2018

CONTINUING CALIBRATION

Vista Analytical Laboratory

Dataset: F:\Projects\PFAS.PRO\Results\180919M1\180919M1-27.qld

Last Altered: Thursday, September 20, 2018 08:44:20 Pacific Daylight Time
Printed: Thursday, September 20, 2018 09:13:37 Pacific Daylight Time

AD 9/20/18

Vem 9/20/18

Name: 180919M1_27, Date: 19-Sep-2018, Time: 20:41:25, ID: ST180919M1-11 PFC CS3 18I1706, Description: PFC CS3 18I1706

	#	Name	Trace	Area	IS Area	wt/vol	RT	Response	Conc.	%Rec	Recovery ...	Ion Ratio	Ratio Out?
1	1	PFBA	213.0 > 168.8	11683.998	12872.566	1.00	1.22	11.346	9.9	99.2	NO		
2	2	PFPeA	263.1 > 218.9	13764.769	17866.605	1.00	2.22	9.630	9.9	98.6	NO		
3	3	PFBS	299.0 > 79.7	3451.679	2295.933	1.00	2.53	18.792	9.8	98.2	NO	2.676	NO
4	4	4:2 FTS	327.2>307.2	4070.916	4621.631	1.00	2.94	11.010	10.8	108.1	NO	1.757	NO
5	5	PFHxA	313 > 269	22993.451	11862.584	1.00	3.02	9.692	9.8	98.1	NO	15.104	NO
6	6	PFPeS	349.1>80.1	2858.239	2295.933	1.00	3.24	15.561	10.1	101.1	NO	1.547	NO
7	36	13C3-PFBA	216.1 > 171.8	12872.566	16927.043	1.00	1.22	9.506	12.7	101.2	NO		
8	37	13C3-PFPeA	266. > 221.8	17866.605	31365.721	1.00	2.22	7.120	12.6	101.1	NO		
9	38	13C3-PFBS	302. > 98.8	2295.933	4305.515	1.00	2.52	6.666	13.3	106.1	NO		
10	39	13C2-4:2 FTS	329.2>308.9	4621.631	4305.515	1.00	2.94	13.418	12.3	98.4	NO		
11	40	13C2-PFHxA	315 > 270	11862.584	31365.721	1.00	3.03	4.728	5.0	100.2	NO		
12	38	13C3-PFBS	302. > 98.8	2295.933	4305.515	1.00	2.52	6.666	13.3	106.1	NO		
13	-1												
14	10	6:2 FTS	427.1 > 407	4821.775	5018.823	1.00	4.12	12.009	9.9	98.6	NO	2.789	NO
15	7	PFHpA	363.0 > 318.9	17211.297	18071.160	1.00	3.65	11.905	9.8	98.2	NO	15.146	NO
16	8	L-PFHxS	398.9 > 79.6	2413.673	1758.105	1.00	3.81	17.161	8.9	89.0	NO	1.565	NO
17	11	L-PFOA	412.8 > 368.9	34741.141	31083.443	1.00	4.18	13.971	9.7	97.1	NO	3.463	NO
18	13	PFHpS	449 > 80.0	3438.475	5022.842	1.00	4.30	8.557	9.7	97.4	NO	1.967	NO
19	14	PFNA	463.0 > 418.8	29162.678	30632.541	1.00	4.62	11.900	10.4	103.8	NO	4.960	NO
20	43	13C2-6:2 FTS	429.1 > 408.9	5018.823	4676.901	1.00	4.12	13.414	11.5	92.4	NO		
21	41	13C4-PFHpA	367.2 > 321.8	18071.160	31365.721	1.00	3.65	7.202	12.8	102.1	NO		
22	42	18O2-PFHxS	403.0 > 102.6	1758.105	4305.515	1.00	3.81	5.104	12.8	102.2	NO		
23	44	13C2-PFOA	414.9 > 369.7	31083.443	42781.832	1.00	4.18	9.082	12.9	103.6	NO		
24	47	13C8-PFOS	507.0 > 79.9	5022.842	4676.901	1.00	4.71	13.425	12.8	102.6	NO		
25	45	13C5-PFNA	468.2 > 422.9	30632.541	32107.453	1.00	4.62	11.926	12.3	98.7	NO		
26	-1												
27	15	PFOSA	497.9 > 77.9	5000.120	5775.231	1.00	4.68	10.822	10.0	99.8	NO	29.864	YES
28	16	L-PFOS	498.9 > 79.9	3818.547	5022.842	1.00	4.71	9.503	9.5	95.2	NO	1.810	NO
29	18	PFDA	513 > 468.8	30024.195	29907.707	1.00	5.00	12.549	9.9	98.6	NO	5.779	NO
30	19	8:2 FTS	527 > 506.9	4912.276	4040.113	1.00	4.97	15.198	10.2	101.5	NO	2.672	NO
31	20	PFNS	549.1 > 80.1	2910.604	5022.842	1.00	5.07	7.243	10.0	99.7	NO	1.595	NO
32	21	L-MeFOSAA	570 > 419	9383.979	8695.812	1.00	5.16	13.489	9.6	95.6	NO	2.456	NO
33	46	13C8-PFOSA	506.1 > 77.7	5775.231	40015.805	1.00	4.68	1.804	10.8	86.7	NO		
34	47	13C8-PFOS	507.0 > 79.9	5022.842	4676.901	1.00	4.71	13.425	12.8	102.6	NO		
35	48	13C2-PFDA	515.1 > 469.9	29907.707	33051.043	1.00	5.00	11.311	12.3	98.3	NO		
36	49	13C2-8:2 FTS	529.1 > 508.7	4040.113	4676.901	1.00	4.97	10.798	11.9	95.4	NO		

Dataset: F:\Projects\PFAS.PRO\Results\180919M1\180919M1-27.qld

Last Altered: Thursday, September 20, 2018 08:44:20 Pacific Daylight Time
Printed: Thursday, September 20, 2018 09:13:37 Pacific Daylight Time

Name: 180919M1_27, Date: 19-Sep-2018, Time: 20:41:25, ID: ST180919M1-11 PFC CS3 18I1706, Description: PFC CS3 18I1706

	#	Name	Trace	Area	IS Area	wt/vol	RT	Response	Conc.	%Rec	Recovery ...	Ion Ratio	Ratio Out?
37	47	13C8-PFOS	507.0 > 79.9	5022.842	4676.901	1.00	4.71	13.425	12.8	102.6	NO		
38	50	d3-N-MeFOSAA	573.3 > 419	8695.812	40015.805	1.00	5.15	2.716	11.8	94.5	NO		
39	-1												
40	23	L-EtFOSAA	584.1 > 419	8052.612	10289.503	1.00	5.32	9.783	9.3	93.3	NO	1.268	NO
41	27	PFDoA	612.9 > 569.0	35279.070	35943.738	1.00	5.62	12.269	9.8	98.4	NO	9.115	NO
42	26	PFDS	598.8 > 79.9	3733.344	5022.842	1.00	5.38	9.291	9.1	91.3	NO	1.555	NO
43	25	PFUdA	563.0 > 518.9	28901.100	37790.727	1.00	5.33	9.560	9.8	97.9	NO	11.610	NO
44	28	N-MeFOSA	512.1 > 168.9	7727.906	23303.754	1.00	5.74	49.742	50.0	100.0	NO	1.508	NO
45	29	PFTrDA	662.9 > 618.9	36231.215	35943.738	1.00	5.87	12.600	9.6	96.1	NO	29.880	NO
46	52	d5-N-EtFOSAA	589.3 > 419	10289.503	40015.805	1.00	5.32	3.214	12.6	100.4	NO		
47	53	13C2-PFDoA	615.0 > 569.7	35943.738	33051.043	1.00	5.62	13.594	12.3	98.7	NO		
48	47	13C8-PFOS	507.0 > 79.9	5022.842	4676.901	1.00	4.71	13.425	12.8	102.6	NO		
49	51	13C2-PFUdA	565 > 519.8	37790.727	40015.805	1.00	5.33	11.805	12.1	96.8	NO		
50	54	d3-N-MeFOSA	515.2 > 168.9	23303.754	40015.805	1.00	5.77	7.280	138.4	92.3	NO		
51	53	13C2-PFDoA	615.0 > 569.7	35943.738	33051.043	1.00	5.62	13.594	12.3	98.7	NO		
52	-1												
53	30	PFTeDA	712.8 > 669.0	32090.506	24748.422	1.00	6.09	16.208	9.3	92.7	NO	14.753	NO
54	31	N-EtFOSA	526.1 > 168.9	8126.745	27274.783	1.00	6.17	44.694	51.3	102.6	NO	1.515	NO
55	32	PFHxDA	813.1 > 768.6	18954.625	14381.720	1.00	6.44	6.590	10.3	103.5	NO	35.890	NO
56	33	PFODA	913.1 > 868.8	25794.301	14381.720	1.00	6.67	8.968	9.9	98.7	NO		
57	34	N-MeFOSE	616.1 > 58.9	5706.405	18741.951	1.00	6.38	45.671	49.0	98.0	NO		
58	35	N-EtFOSE	630.1 > 58.9	6839.509	19087.443	1.00	6.52	53.749	48.3	96.6	NO		
59	55	13C2-PFTeDA	714.8 > 669.6	24748.422	40015.805	1.00	6.09	7.731	12.2	97.3	NO		
60	56	d5-N-ETFOSA	531.1 > 168.9	27274.783	40015.805	1.00	6.19	8.520	138.0	92.0	NO		
61	57	13C2-PFHxDA	815 > 769.7	14381.720	40015.805	1.00	6.44	4.493	4.8	96.3	NO		
62	57	13C2-PFHxDA	815 > 769.7	14381.720	40015.805	1.00	6.44	4.493	4.8	96.3	NO		
63	58	d7-N-MeFOSE	623.1 > 58.9	18741.951	40015.805	1.00	6.36	5.855	130.5	87.0	NO		
64	59	d9-N-EtFOSE	639.2 > 58.8	19087.443	40015.805	1.00	6.51	5.962	133.8	89.2	NO		
65	-1												
66	60	13C4-PFBA	217. > 172	16927.043	16927.043	1.00	1.22	12.500	12.5	100.0	NO		
67	61	13C5-PFHxA	318 > 272.9	31365.721	31365.721	1.00	3.03	12.500	12.5	100.0	NO		
68	62	13C3-PFHxS	401.8 > 79.9	4305.515	4305.515	1.00	3.81	12.500	12.5	100.0	NO		
69	63	13C8-PFOA	420.9 > 376	42781.832	42781.832	1.00	4.18	12.500	12.5	100.0	NO		
70	64	13C9-PFNA	472.2 > 426.9	32107.453	32107.453	1.00	4.62	12.500	12.5	100.0	NO		
71	65	13C4-PFOS	503 > 79.9	4676.901	4676.901	1.00	4.71	12.500	12.5	100.0	NO		
72	66	13C6-PFDA	519.1 > 473.7	33051.043	33051.043	1.00	5.00	12.500	12.5	100.0	NO		

Dataset: F:\Projects\PFAS.PRO\Results\180919M1\180919M1-27.qld

Last Altered: Thursday, September 20, 2018 08:44:20 Pacific Daylight Time
Printed: Thursday, September 20, 2018 09:13:37 Pacific Daylight Time

Name: 180919M1_27, Date: 19-Sep-2018, Time: 20:41:25, ID: ST180919M1-11 PFC CS3 18I1706, Description: PFC CS3 18I1706

	#	Name	Trace	Area	IS Area	wt/vol	RT	Response	Conc.	%Rec	Recovery ...	Ion Ratio	Ratio Out?
73	67	13C7-PFUdA	570.1 > 524.8	40015.805	40015.805	1.00	5.33	12.500	12.5	100.0	NO		

Vista Analytical Laboratory

Dataset: Untitled

Last Altered: Thursday, September 20, 2018 11:02:43 Pacific Daylight Time
Printed: Thursday, September 20, 2018 11:03:08 Pacific Daylight Time

Method: F:\Projects\PFAS.PRO\MethDB\PFAS_FULL_80C_091918.mdb 20 Sep 2018 08:42:56
Calibration: F:\Projects\PFAS.PRO\CurveDB\C18_VAL-PFAS_Q4_09-18-18.cdb 19 Sep 2018 09:23:23

Compound name: PFBA

	#	Name	ID	Acq.Date	Acq.Time
1	1	180919M1_1	IPA	19-Sep-18	16:01:22
2	2	180919M1_2	ST180919M1-1 PFC CS-2 18I1701	19-Sep-18	16:11:57
3	3	180919M1_3	ST180919M1-2 PFC CS-1 18I1702	19-Sep-18	16:22:36
4	4	180919M1_4	ST180919M1-3 PFC CS0 18I1703 A	19-Sep-18	16:33:09
5	5	180919M1_5	ST180919M1-4 PFC CS1 18I1704	19-Sep-18	16:43:47
6	6	180919M1_6	ST180919M1-5 PFC CS2 18I1705	19-Sep-18	16:54:21
7	7	180919M1_7	ST180919M1-6 PFC CS3 18I1706	19-Sep-18	17:04:59
8	8	180919M1_8	ST180919M1-7 PFC CS4 18I1707	19-Sep-18	17:15:32
9	9	180919M1_9	ST180919M1-8 PFC CS5 18I1708	19-Sep-18	17:26:10
10	10	180919M1_10	ST180919M1-9 PFC CS6 18I1709	19-Sep-18	17:36:43
11	11	180919M1_11	ST180919M1-10 PFC CS7 18I1710	19-Sep-18	17:47:21
12	12	180919M1_12	IPA	19-Sep-18	17:57:53
13	13	180919M1_13	ICV180919M1-1 PFC ICV 18I1711	19-Sep-18	18:08:32
14	14	180919M1_14	B8I0028-BLK1 Method Blank 0.25	19-Sep-18	18:23:34
15	15	180919M1_15	B8I0028-BS1 OPR 0.25	19-Sep-18	18:34:10
16	16	180919M1_16	1802798-01 Sample Tap 0.11338	19-Sep-18	18:44:42
17	17	180919M1_17	1802848-01 DPH-MW22 0.11784	19-Sep-18	18:55:21
18	18	180919M1_18	1802848-02 DPH-B7 0.11861	19-Sep-18	19:05:59
19	19	180919M1_19	1802848-03 DPH-B5 0.11509	19-Sep-18	19:16:33
20	20	180919M1_20	1802848-04 DPH-MW1-17 0.11045	19-Sep-18	19:27:11
21	21	180919M1_21	1802848-05 DPH-18 0.11197	19-Sep-18	19:37:50
22	22	180919M1_22	1802848-06 DPH-19 0.12061	19-Sep-18	19:48:23
23	23	180919M1_23	1802848-07 DPH-INTAKE 0.1117	19-Sep-18	19:59:01
24	24	180919M1_24	1802849-01 DPH-IRELAND 0.11584	19-Sep-18	20:09:34
25	25	180919M1_25	1802849-02 DPH #1 0.11751	19-Sep-18	20:20:13
26	26	180919M1_26	IPA	19-Sep-18	20:30:46
27	27	180919M1_27	ST180919M1-11 PFC CS3 18I1706	19-Sep-18	20:41:25
28	28	180919M1_28	1802849-03 DPH-EX4 0.11515	19-Sep-18	20:52:03
29	29	180919M1_29	1802850-01 DPH-MW6 0.11597	19-Sep-18	21:02:37
30	30	180919M1_30	1802861-01 PW1808291255GC 0.23353	19-Sep-18	21:13:15
31	31	180919M1_31	1802861-02 PW1808291430GC 0.22014	19-Sep-18	21:23:47
32	32	180919M1_32	1802861-03 PW1808291515GC 0.21441	19-Sep-18	21:34:25

(A) CAV not used.

Vista Analytical Laboratory

Dataset: Untitled

Last Altered: Thursday, September 20, 2018 11:02:43 Pacific Daylight Time
Printed: Thursday, September 20, 2018 11:03:08 Pacific Daylight Time

Compound name: PFBA

	#	Name	ID	Acq.Date	Acq.Time
33	33	180919M1_33	1802861-04 PW1808291545GC 0.23492	19-Sep-18	21:44:58
34	34	180919M1_34	B8I0048-BLK1 Method Blank 0.25	19-Sep-18	21:55:37
35	35	180919M1_35	B8I0048-BS1 OPR 0.25	19-Sep-18	22:06:10
36	36	180919M1_36	1802853-01 SW1808301025JTM 0.226...	19-Sep-18	22:16:48
37	37	180919M1_37	1802853-02 SW1808301100JTM 0.23358	19-Sep-18	22:27:21
38	38	180919M1_38	B8I0044-BLK1 Method Blank 0.125	19-Sep-18	22:37:59
39	39	180919M1_39	B8I0044-BS1 OPR 0.125	19-Sep-18	22:48:33
40	40	180919M1_40	B8I0044-BSD1 LCSD 0.125	19-Sep-18	22:59:12
41	41	180919M1_41	1802890-01 REEPDW1307 0.12155	19-Sep-18	23:09:44
42	42	180919M1_42	1802890-02 REEPDW1308 0.11897	19-Sep-18	23:20:22
43	43	180919M1_43	IPA	19-Sep-18	23:31:01
44	44	180919M1_44	ST180919M1-12 PFC CS3 18I1706	19-Sep-18	23:41:34
45	45	180919M1_45	1802890-03 REEPDW1309 0.1195	19-Sep-18	23:52:13
46	46	180919M1_46	1802890-04 REEPDW1310 0.11916	20-Sep-18	00:02:45
47	47	180919M1_47	1802890-05 REEPDW580 0.11963	20-Sep-18	00:13:24
48	48	180919M1_48	1802890-06 REEPDW1311 0.11985	20-Sep-18	00:23:57
49	49	180919M1_49	1802890-07 REEPDW1312 0.11807	20-Sep-18	00:34:36
50	50	180919M1_50	1802890-08 REEPDW1313 0.11935	20-Sep-18	00:45:09
51	51	180919M1_51	1802891-01 REEPDW1307FRB 0.12214	20-Sep-18	00:55:47
52	52	180919M1_52	1802891-02 REEPDW1308FRB 0.12031	20-Sep-18	01:06:20
53	53	180919M1_53	1802891-03 REEPDW1309FRB 0.12039	20-Sep-18	01:16:58
54	54	180919M1_54	1802891-04 REEPDW1310FRB 0.11985	20-Sep-18	01:27:31
55	55	180919M1_55	1802891-05 REEPDW1311FRB 0.12177	20-Sep-18	01:38:09
56	56	180919M1_56	1802891-06 REEPDW1312FRB 0.12113	20-Sep-18	01:48:43
57	57	180919M1_57	1802891-07 REEPDW1313FRB 0.11958	20-Sep-18	01:59:21
58	58	180919M1_58	B8I0080-BLK1 Method Blank 0.25	20-Sep-18	02:09:54
59	59	180919M1_59	B8I0080-BS1 OPR 0.25	20-Sep-18	02:20:32
60	60	180919M1_60	B8I0080-BSD1 LCSD 0.25	20-Sep-18	02:31:05
61	61	180919M1_61	1802897-08 18Q3SS035-SOFB01 0.11...	20-Sep-18	02:41:43
62	62	180919M1_62	1802921-01 KISWR-RES02-FAUCET-1...	20-Sep-18	02:52:17
63	63	180919M1_63	1802921-02 KISWR-RES02-RESN1-18...	20-Sep-18	03:02:55
64	64	180919M1_64	1802921-03 KISWR-RES02-PT-180905...	20-Sep-18	03:13:29
65	65	180919M1_65	IPA	20-Sep-18	03:24:07
66	66	180919M1_66	ST180919M1-13 PFC CS3 18I1706	20-Sep-18	03:34:40
67	67	180919M1_67	ST180919M1-14 PFC CS0 18I1703	20-Sep-18	03:45:19
68	68	180919M1_68	1802921-04 KISWR-DUP01-180905 0....	20-Sep-18	03:55:51

Vista Analytical Laboratory

Dataset: Untitled

Last Altered: Thursday, September 20, 2018 11:02:43 Pacific Daylight Time
Printed: Thursday, September 20, 2018 11:03:08 Pacific Daylight Time

Compound name: PFBA

	#	Name	ID	Acq.Date	Acq.Time
69	69	180919M1_69	1802921-05 KISWR-RES02-WH-18090...	20-Sep-18	04:06:30
70	70	180919M1_70	1802939-01 REEPDW1318 0.10777	20-Sep-18	04:17:03
71	71	180919M1_71	1802940-01 REEPDW1318FRB 0.12803	20-Sep-18	04:27:41
72	72	180919M1_72	B8I0054-BLK1 Method Blank 0.25	20-Sep-18	04:38:19
73	73	180919M1_73	B8I0054-BS1 OPR 0.25	20-Sep-18	04:48:53
74	74	180919M1_74	1802846-07 EQ-1 0.25688	20-Sep-18	04:59:31
75	75	180919M1_75	1802846-08 EQ-2 0.26065	20-Sep-18	05:10:05
76	76	180919M1_76	1802846-09 TW-2 0.25586	20-Sep-18	05:20:43
77	77	180919M1_77	B8I0033-BLK1 Method Blank 0.25	20-Sep-18	05:31:16
78	78	180919M1_78	B8I0033-BS1 OPR 0.25	20-Sep-18	05:41:54
79	79	180919M1_79	1802860-01 SW1808271345RF 0.25501	20-Sep-18	05:52:27
80	80	180919M1_80	1802860-02 PW1808271430RF 0.24714	20-Sep-18	06:03:05
81	81	180919M1_81	IPA	20-Sep-18	06:13:38
82	82	180919M1_82	ST180919M1-15 PFC CS3 18I1706	20-Sep-18	06:24:17
83	83	180919M1_83	1802860-03 SW1808271500RF 0.23589	20-Sep-18	06:34:50
84	84	180919M1_84	1802860-04 PW1808271520RF 0.25475	20-Sep-18	06:45:28
85	85	180919M1_85	1802860-05 SW1808271545RF 0.23588	20-Sep-18	06:56:07
86	86	180919M1_86	1802860-06 SW1808280930SK 0.25969	20-Sep-18	07:06:40
87	87	180919M1_87	1802860-07 PW1808281015SK 0.24148	20-Sep-18	07:17:18
88	88	180919M1_88	1802860-08 PW1808281050SK 0.25865	20-Sep-18	07:27:51
89	89	180919M1_89	1802860-09 SW1808281105SK 0.24099	20-Sep-18	07:38:30
90	90	180919M1_90	1802860-10 PW1808281320SK 0.25827	20-Sep-18	07:49:03
91	91	180919M1_91	1802860-11 PW1808281345SK 0.25169	20-Sep-18	07:59:41
92	92	180919M1_92	1802860-12 SW1808281405SK 0.24825	20-Sep-18	08:10:15
93	93	180919M1_93	IPA	20-Sep-18	08:20:53
94	94	180919M1_94	ST180919M1-16 PFC CS3 18I1706	20-Sep-18	08:31:26
95	95	180919M1_95	1802860-13 PW1808281435SK 0.25556	20-Sep-18	08:42:05
96	96	180919M1_96	1802860-14 SW1808281500SK 0.24836	20-Sep-18	08:52:37
97	97	180919M1_97	1802860-15 PW1808281545SK 0.23949	20-Sep-18	09:03:15
98	98	180919M1_98	1802860-16 SW1808281610SK 0.2481	20-Sep-18	09:13:48
99	99	180919M1_99	1802860-17 PW1808281645SK 0.24178	20-Sep-18	09:24:27
100	1...	180919M1_100	1802860-18 SW1808291000GC 0.22098	20-Sep-18	09:34:59
101	1...	180919M1_101	1802860-19 SW1808291035GC 0.22897	20-Sep-18	09:45:37
102	1...	180919M1_102	1802860-20 SW1808291115GC 0.24921	20-Sep-18	09:56:10
103	1...	180919M1_103	IPA	20-Sep-18	10:06:48
104	1...	180919M1_104	ST180919M1-17 PFC CS3 18I1706	20-Sep-18	10:17:22

Dataset: F:\Projects\PFAS.PRO\Results\180919M1\180919M1-27.qld

Last Altered: Thursday, September 20, 2018 08:44:20 Pacific Daylight Time
Printed: Thursday, September 20, 2018 09:13:37 Pacific Daylight Time

Method: F:\Projects\PFAS.PRO\MethDB\PFAS_FULL_80C_091918.mdb 20 Sep 2018 08:42:56
Calibration: F:\Projects\PFAS.PRO\CurveDB\C18_VAL-PFAS_Q4_09-18-18.cdb 19 Sep 2018 09:23:23

Name: 180919M1_27, Date: 19-Sep-2018, Time: 20:41:25, ID: ST180919M1-11 PFC CS3 18I1706, Description: PFC CS3 18I1706

PFBA
F2:MRM of 1 channel,ES-
213.0 > 168.8
1.192e+005

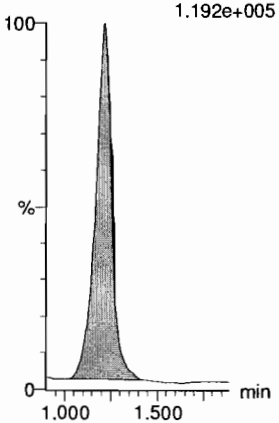

PFPeA
F5:MRM of 1 channel,ES-
263.1 > 218.9
2.658e+005

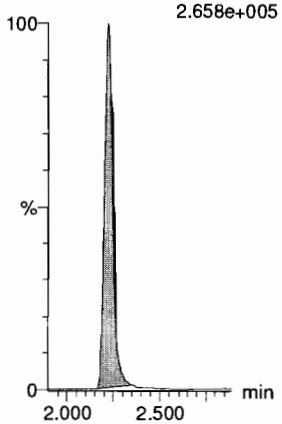

PFBS
F7:MRM of 2 channels,ES-
299.0 > 79.7
7.075e+004

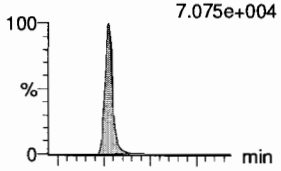

F7:MRM of 2 channels,ES-
299.0 > 99.0
2.571e+004

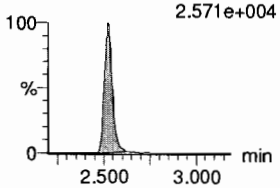

4:2 FTS
F12:MRM of 2 channels,ES-
327.2 > 307.2
8.676e+004

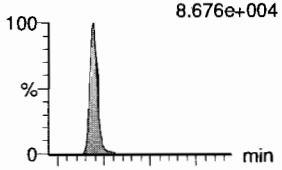

F12:MRM of 2 channels,ES-
327.2 > 81.1
4.832e+004

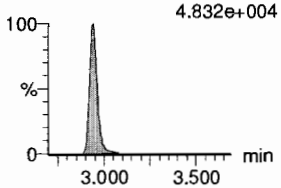

PFHxA
F9:MRM of 2 channels,ES-
313 > 269
4.626e+005

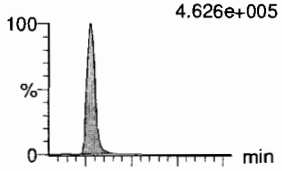

F9:MRM of 2 channels,ES-
313 > 118.9
2.906e+004

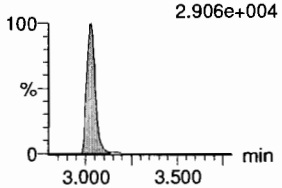

PFPeS
F15:MRM of 2 channels,ES-
349.1 > 80.1
6.060e+004

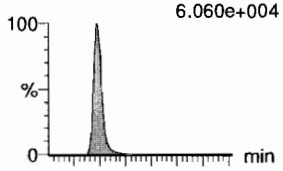

F15:MRM of 2 channels,ES-
349.1 > 99
4.103e+004

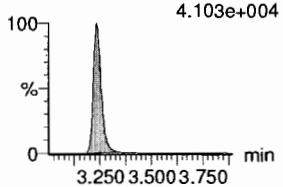

13C3-PFBA
F3:MRM of 1 channel,ES-
216.1 > 171.8
1.295e+005

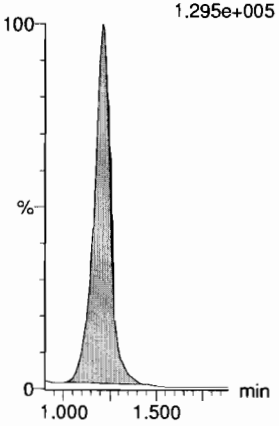

13C3-PFPeA
F6:MRM of 1 channel,ES-
266. > 221.8
3.469e+005

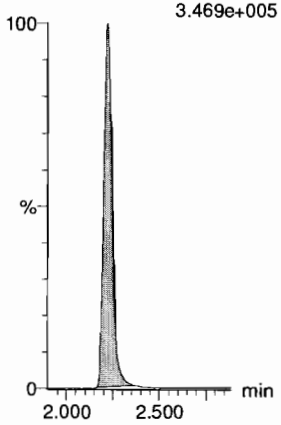

13C3-PFBS
F8:MRM of 1 channel,ES-
302. > 98.8
4.653e+004

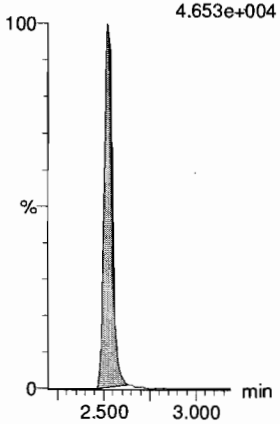

13C2-4:2 FTS
F13:MRM of 1 channel,ES-
329.2 > 308.9
9.741e+004

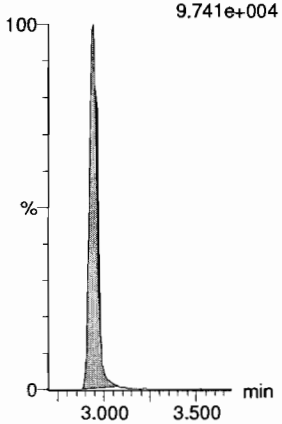

13C2-PFHxA
F10:MRM of 1 channel,ES-
315 > 270
2.344e+005

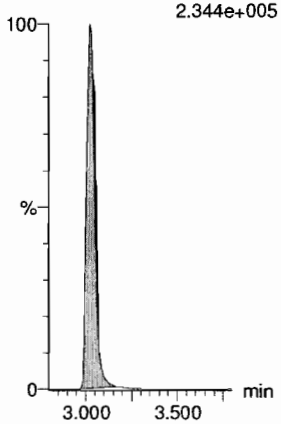

13C3-PFBS
F8:MRM of 1 channel,ES-
302. > 98.8
4.653e+004

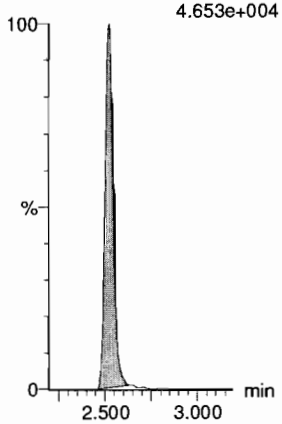

Vista Analytical Laboratory

Dataset: F:\Projects\PFAS.PRO\Results\180919M1\180919M1-27.qld

Last Altered: Thursday, September 20, 2018 08:44:20 Pacific Daylight Time
Printed: Thursday, September 20, 2018 09:13:37 Pacific Daylight Time

Name: 180919M1_27, Date: 19-Sep-2018, Time: 20:41:25, ID: ST180919M1-11 PFC CS3 18I1706, Description: PFC CS3 18I1706

6:2 FTS

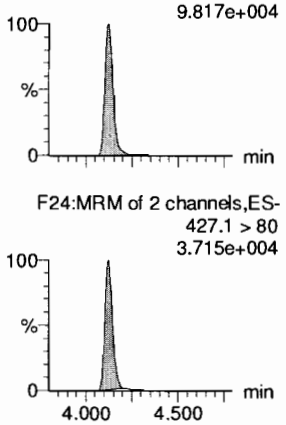

PFHpA

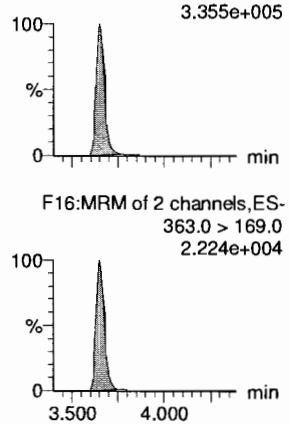

L-PFHxS

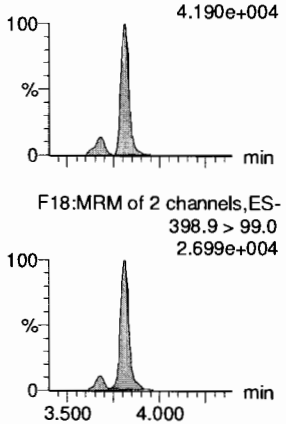

L-PFOA

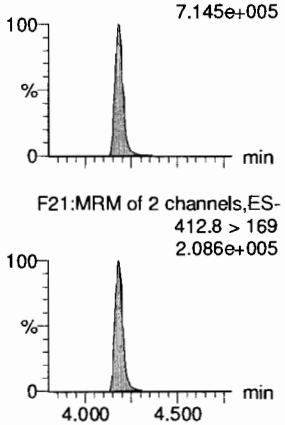

PFHpS

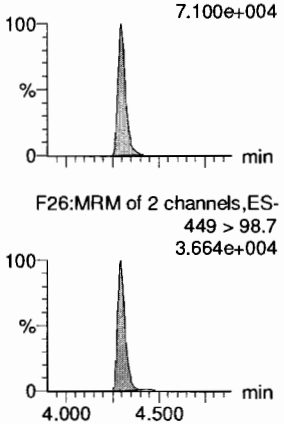

PFNA

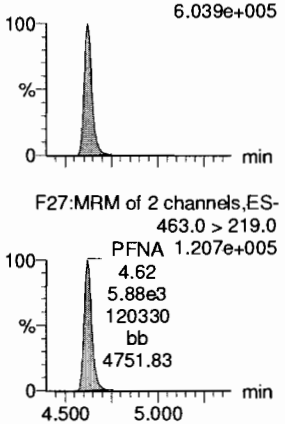

13C2-6:2 FTS

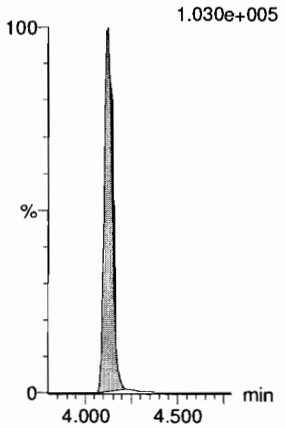

13C4-PFHpA

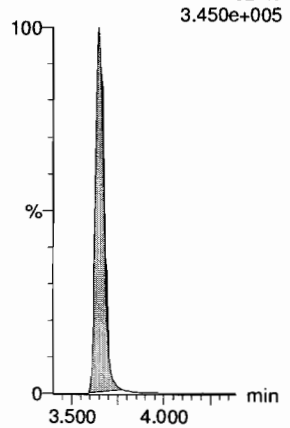

18O2-PFHxS

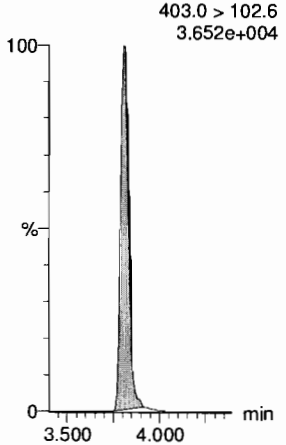

13C2-PFOA

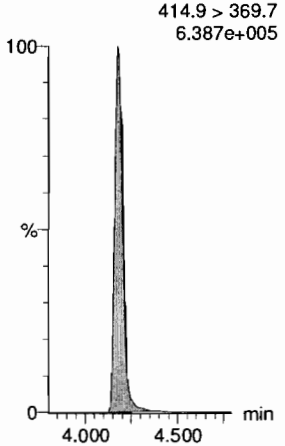

13C8-PFOS

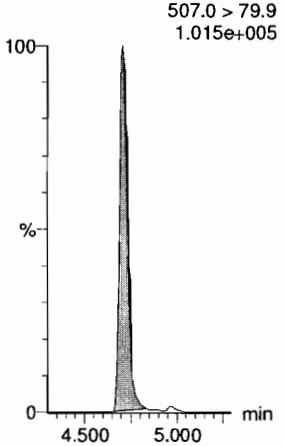

13C5-PFNA

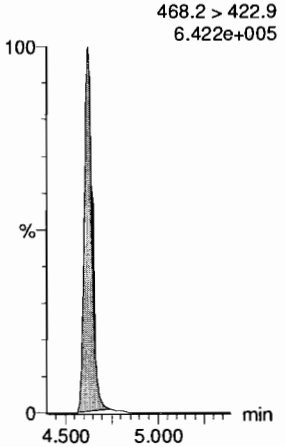

Dataset: F:\Projects\PFAS.PRO\Results\180919M1\180919M1-27.qld

Last Altered: Thursday, September 20, 2018 08:44:20 Pacific Daylight Time
Printed: Thursday, September 20, 2018 09:13:37 Pacific Daylight Time

Name: 180919M1_27, Date: 19-Sep-2018, Time: 20:41:25, ID: ST180919M1-11 PFC CS3 18I1706, Description: PFC CS3 18I1706

PFOSA
F30:MRM of 2 channels,ES-
497.9 > 77.9
1.015e+005

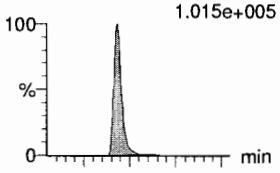

F30:MRM of 2 channels,ES-
497.9 > 169
3.727e+003

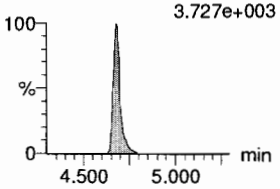

L-PFOS
F32:MRM of 2 channels,ES-
498.9 > 79.9
6.048e+004

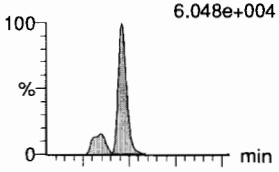

F32:MRM of 2 channels,ES-
498.9 > 99
3.664e+004

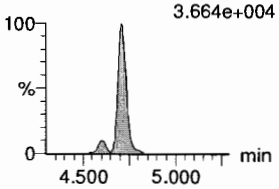

PFDA
F37:MRM of 2 channels,ES-
513 > 468.8
5.928e+005

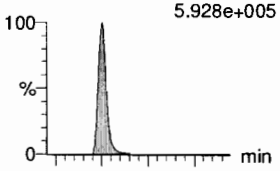

F37:MRM of 2 channels,ES-
513 > 219
1.011e+005

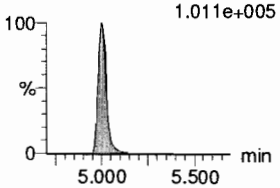

8:2 FTS
F42:MRM of 2 channels,ES-
527 > 506.9
9.617e+004

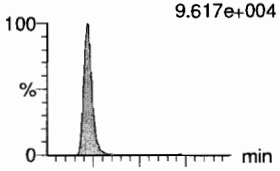

F42:MRM of 2 channels,ES-
527 > 80
3.577e+004

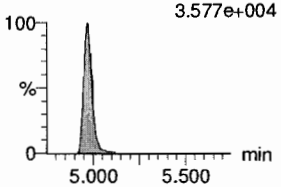

PFNS
F45:MRM of 2 channels,ES-
549.1 > 80.1
5.813e+004

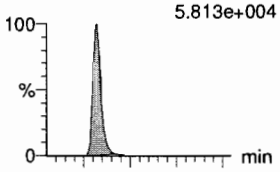

F45:MRM of 2 channels,ES-
549.1 > 99.1
3.588e+004

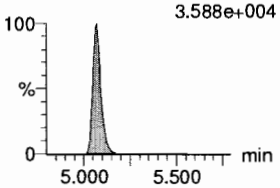

L-MeFOSAA
F48:MRM of 2 channels,ES-
570 > 419
1.579e+005

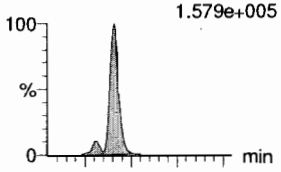

F48:MRM of 2 channels,ES-
570. > 512
5.441e+004

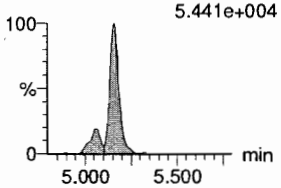

13C8-PFOSA
F34:MRM of 1 channel,ES-
506.1 > 77.7
1.157e+005

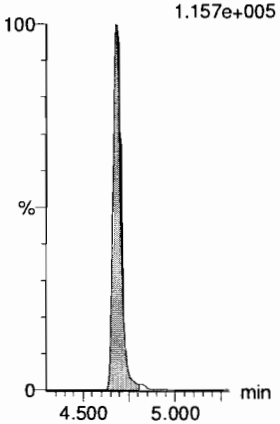

13C8-PFOS
F35:MRM of 1 channel,ES-
507.0 > 79.9
1.015e+005

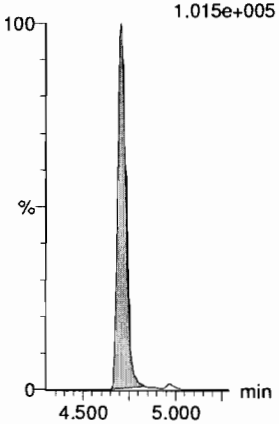

13C2-PFDA
F38:MRM of 1 channel,ES-
515.1 > 469.9
5.929e+005

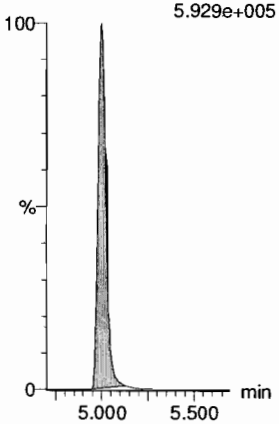

13C2-8:2 FTS
F43:MRM of 1 channel,ES-
529.1 > 508.7
8.073e+004

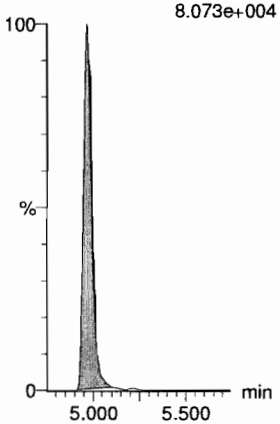

13C8-PFOS
F35:MRM of 1 channel,ES-
507.0 > 79.9
1.015e+005

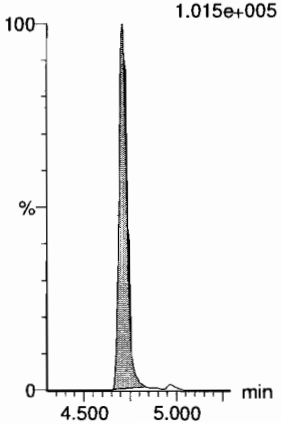

d3-N-MeFOSAA
F50:MRM of 1 channel,ES-
573.3 > 419
1.564e+005

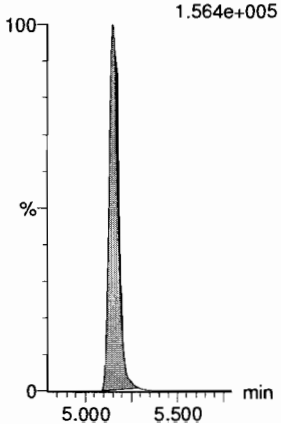

Dataset: F:\Projects\PFAS.PRO\Results\180919M1\180919M1-27.qld

Last Altered: Thursday, September 20, 2018 08:44:20 Pacific Daylight Time
Printed: Thursday, September 20, 2018 09:13:37 Pacific Daylight Time

Name: 180919M1_27, Date: 19-Sep-2018, Time: 20:41:25, ID: ST180919M1-11 PFC CS3 18I1706, Description: PFC CS3 18I1706

L-EtFOSAA

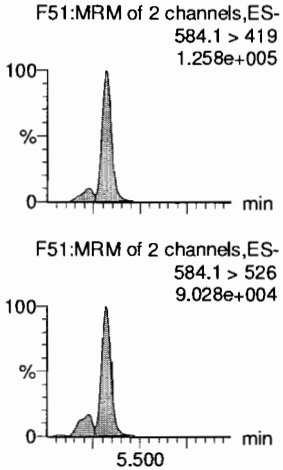

PFDoA

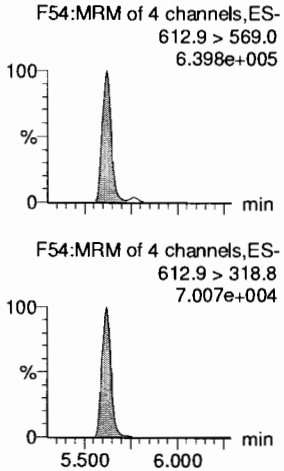

PFDS

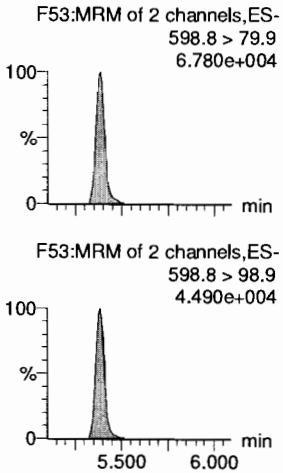

PFUdA

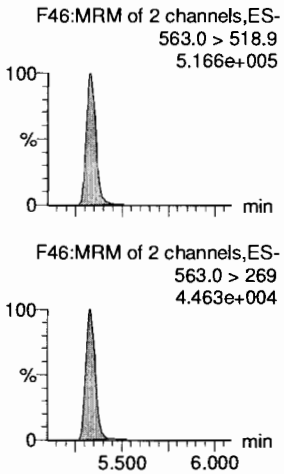

N-MeFOSA

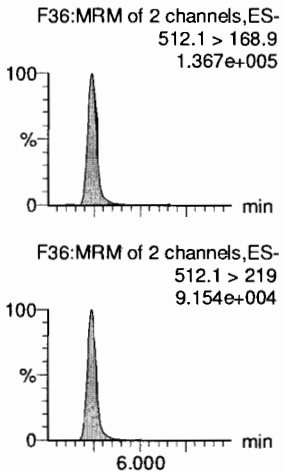

PFTrDA

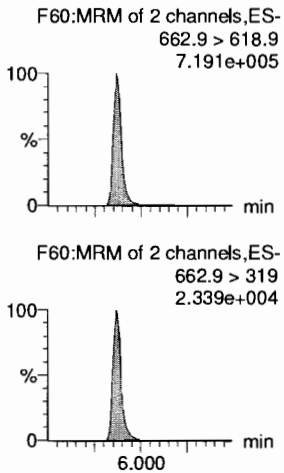

d5-N-EtFOSAA

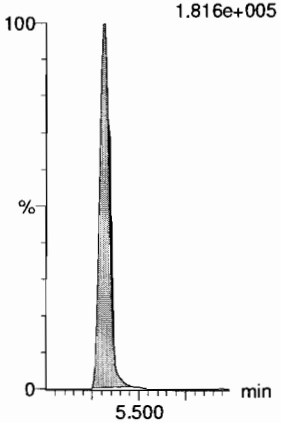

13C2-PFDoA

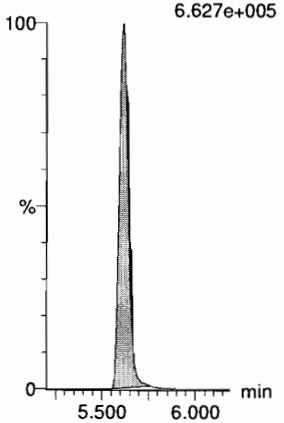

13C8-PFOS

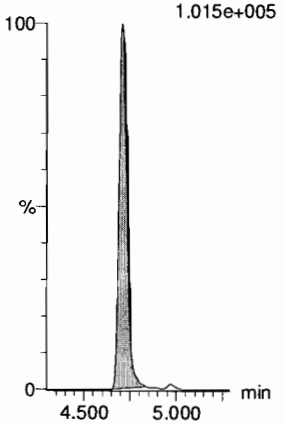

13C2-PFUdA

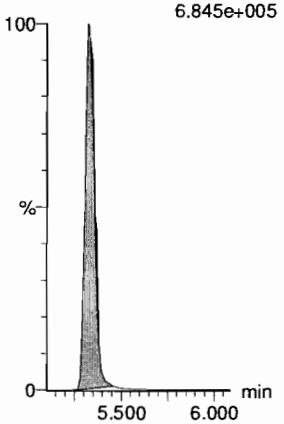

d3-N-MeFOSA

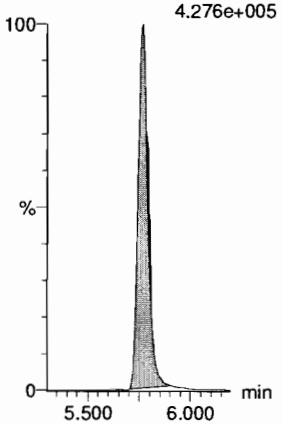

13C2-PFDoA

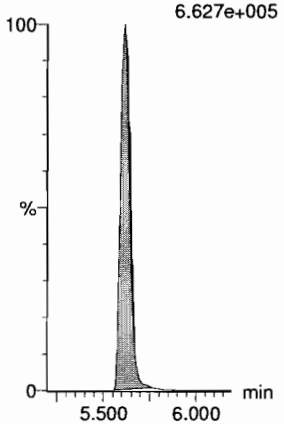

Dataset: F:\Projects\PFAS.PRO\Results\180919M1\180919M1-27.qld

Last Altered: Thursday, September 20, 2018 08:44:20 Pacific Daylight Time
Printed: Thursday, September 20, 2018 09:13:37 Pacific Daylight Time

Name: 180919M1_27, Date: 19-Sep-2018, Time: 20:41:25, ID: ST180919M1-11 PFC CS3 18I1706, Description: PFC CS3 18I1706

PFTeDA

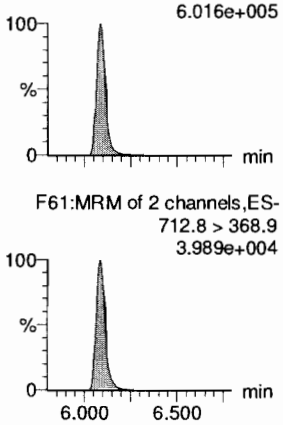

N-EtFOSA

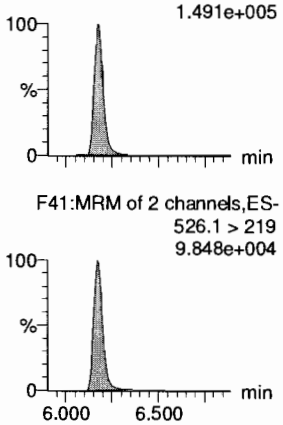

PFHxDA

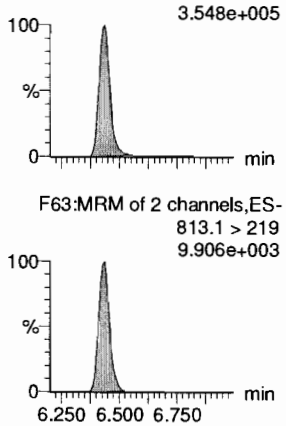

PFODA

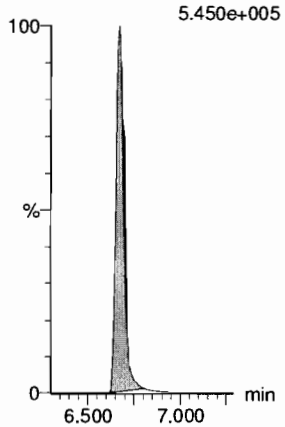

N-MeFOSE

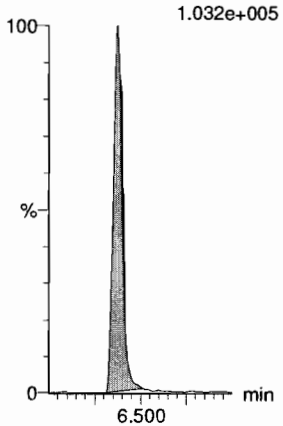

N-EtFOSE

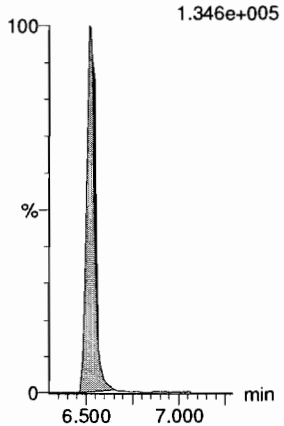

13C2-PFTeDA

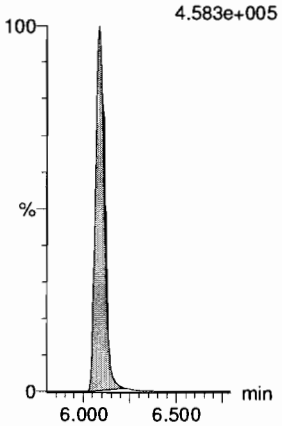

d5-N-ETFOSA

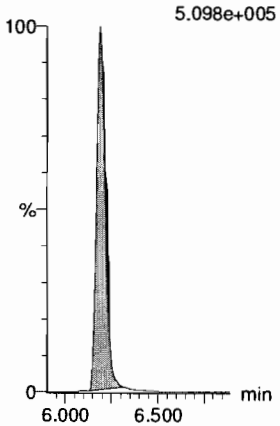

13C2-PFHxDA

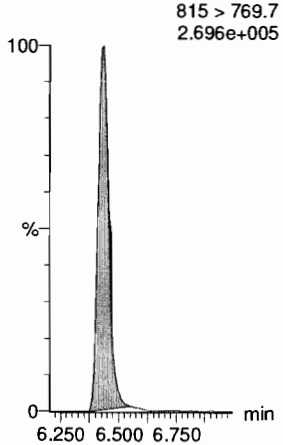

13C2-PFHxDA

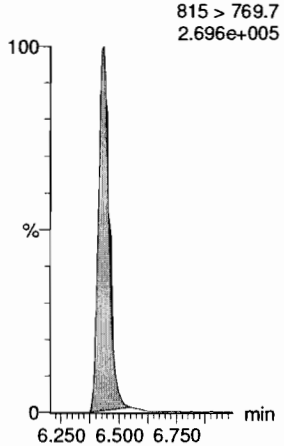

d7-N-MeFOSE

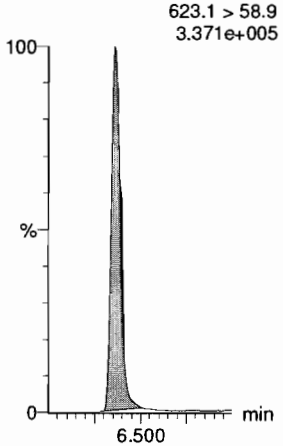

d9-N-EtFOSE

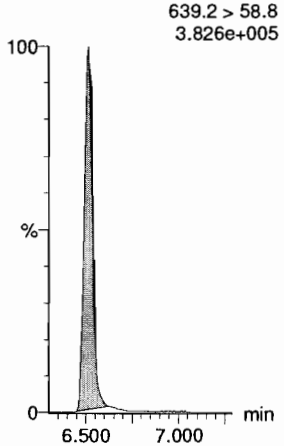

Dataset: F:\Projects\PFAS.PRO\Results\180919M1\180919M1-27.qld

Last Altered: Thursday, September 20, 2018 08:44:20 Pacific Daylight Time
Printed: Thursday, September 20, 2018 09:13:37 Pacific Daylight Time

Name: 180919M1_27, Date: 19-Sep-2018, Time: 20:41:25, ID: ST180919M1-11 PFC CS3 18I1706, Description: PFC CS3 18I1706

13C4-PFBA



13C5-PFHxA

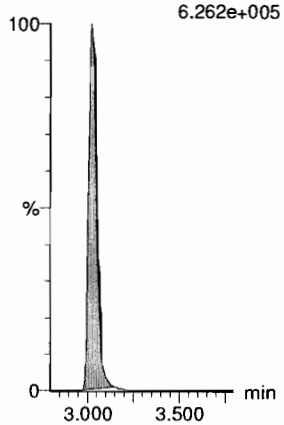

13C3-PFHxS

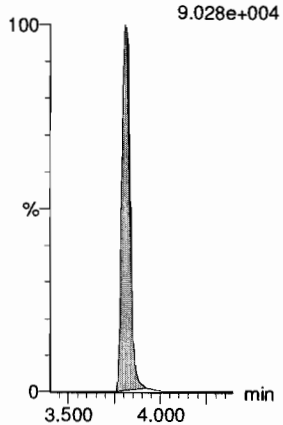

13C8-PFOA

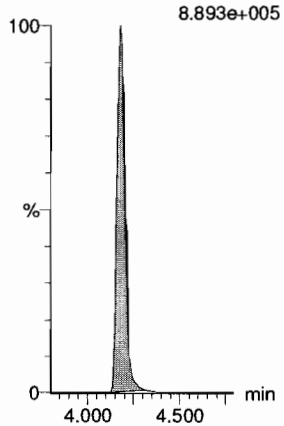

13C9-PFNA

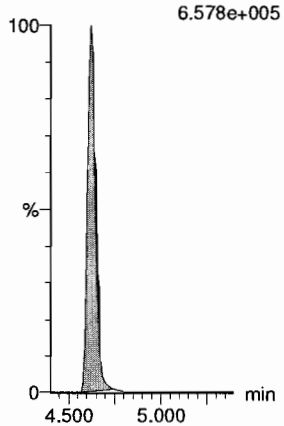

13C4-PFOS

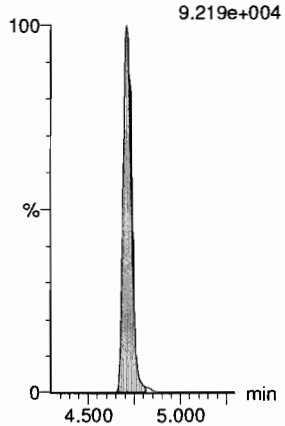

13C6-PFDA

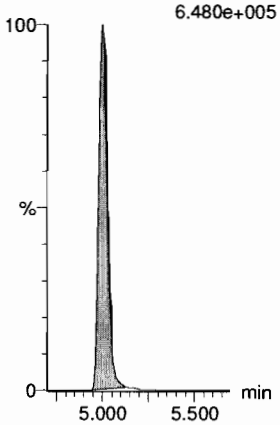

13C7-PFUdA

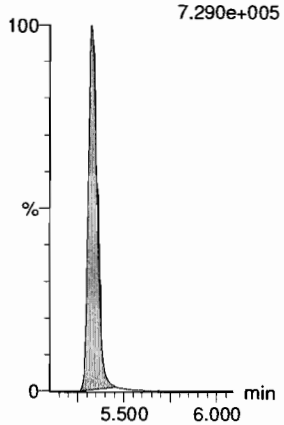

Vista Analytical Laboratory

Dataset: F:\Projects\PFAS.PRO\Results\180919M1\180919M1-44.qld

Last Altered: Thursday, September 20, 2018 08:46:50 Pacific Daylight Time
Printed: Thursday, September 20, 2018 09:13:53 Pacific Daylight Time

AD 9/20/18

9/20/18

Name: 180919M1_44, Date: 19-Sep-2018, Time: 23:41:34, ID: ST180919M1-12 PFC CS3 18I1706, Description: PFC CS3 18I1706

	#	Name	Trace	Area	IS Area	wt/vol	RT	Response	Conc.	%Rec	Recovery ...	Ion Ratio	Ratio Out?
1	1	PFBA	213.0 > 168.8	11919.011	13141.277	1.00	1.21	11.337	9.9	99.1	NO		
2	2	PFPeA	263.1 > 218.9	14704.203	18804.701	1.00	2.22	9.774	10.0	100.0	NO		
3	3	PFBS	299.0 > 79.7	3599.808	2449.622	1.00	2.52	18.369	9.6	96.0	NO	2.751	NO
4	4	4:2 FTS	327.2>307.2	4033.940	4927.029	1.00	2.94	10.234	10.0	100.3	NO	1.704	NO
5	5	PFHxA	313 > 269	24381.299	11969.126	1.00	3.03	10.185	10.3	103.1	NO	14.802	NO
6	6	PFPeS	349.1>80.1	2933.407	2449.622	1.00	3.24	14.969	9.7	97.3	NO	1.455	NO
7	36	13C3-PFBA	216.1 > 171.8	13141.277	17460.928	1.00	1.22	9.408	12.5	100.2	NO		
8	37	13C3-PFPeA	266. > 221.8	18804.701	32865.863	1.00	2.22	7.152	12.7	101.6	NO		
9	38	13C3-PFBS	302. > 98.8	2449.622	4722.121	1.00	2.52	6.484	12.9	103.2	NO		
10	39	13C2-4:2 FTS	329.2>308.9	4927.029	4722.121	1.00	2.94	13.042	12.0	95.6	NO		
11	40	13C2-PFHxA	315 > 270	11969.126	32865.863	1.00	3.03	4.552	4.8	96.5	NO		
12	38	13C3-PFBS	302. > 98.8	2449.622	4722.121	1.00	2.52	6.484	12.9	103.2	NO		
13	-1												
14	10	6:2 FTS	427.1 > 407	5243.299	5116.125	1.00	4.12	12.811	10.5	105.4	NO	2.873	NO
15	7	PFHpA	363.0 > 318.9	18229.512	18855.561	1.00	3.65	12.085	10.0	99.7	NO	15.777	NO
16	8	L-PFHxS	398.9 > 79.6	2711.801	1857.257	1.00	3.81	18.251	9.5	94.7	NO	1.585	NO
17	11	L-PFOA	412.8 > 368.9	37697.871	32516.973	1.00	4.18	14.492	10.1	100.7	NO	3.602	NO
18	13	PFHpS	449 > 80.0	3647.290	5157.562	1.00	4.30	8.840	10.1	100.7	NO	1.852	NO
19	14	PFNA	463.0 > 418.8	30109.957	32400.086	1.00	4.62	11.616	10.1	101.3	NO	4.717	NO
20	43	13C2-6:2 FTS	429.1 > 408.9	5116.125	4772.867	1.00	4.12	13.399	11.5	92.3	NO		
21	41	13C4-PFHpA	367.2 > 321.8	18855.561	32865.863	1.00	3.65	7.171	12.7	101.7	NO		
22	42	18O2-PFHxS	403.0 > 102.6	1857.257	4722.121	1.00	3.81	4.916	12.3	98.4	NO		
23	44	13C2-PFOA	414.9 > 369.7	32516.973	44819.074	1.00	4.18	9.069	12.9	103.4	NO		
24	47	13C8-PFOS	507.0 > 79.9	5157.562	4772.867	1.00	4.71	13.508	12.9	103.2	NO		
25	45	13C5-PFNA	468.2 > 422.9	32400.086	34475.387	1.00	4.62	11.748	12.2	97.3	NO		
26	-1												
27	15	PFOSA	497.9 > 77.9	5247.117	6361.053	1.00	4.68	10.311	9.5	95.1	NO	24.741	YES
28	16	L-PFOS	498.9 > 79.9	3946.672	5157.562	1.00	4.71	9.565	9.6	95.8	NO	1.749	NO
29	18	PFDA	513 > 468.8	32040.688	31345.039	1.00	5.00	12.777	10.0	100.4	NO	5.933	NO
30	19	8:2 FTS	527 > 506.9	5266.534	4621.097	1.00	4.97	14.246	9.5	95.0	NO	2.626	NO
31	20	PFNS	549.1 > 80.1	3188.349	5157.562	1.00	5.07	7.727	10.6	106.3	NO	1.661	NO
32	21	L-MeFOSAA	570 > 419	10318.785	9502.114	1.00	5.16	13.574	9.6	96.2	NO	2.514	NO
33	46	13C8-PFOSA	506.1 > 77.7	6361.053	41572.691	1.00	4.68	1.913	11.5	91.9	NO		
34	47	13C8-PFOS	507.0 > 79.9	5157.562	4772.867	1.00	4.71	13.508	12.9	103.2	NO		
35	48	13C2-PFDA	515.1 > 469.9	31345.039	34164.137	1.00	5.00	11.469	12.5	99.7	NO		
36	49	13C2-8:2 FTS	529.1 > 508.7	4621.097	4772.867	1.00	4.97	12.103	13.4	106.9	NO		

Dataset: F:\Projects\PFAS.PRO\Results\180919M1\180919M1-44.qld

Last Altered: Thursday, September 20, 2018 08:46:50 Pacific Daylight Time
Printed: Thursday, September 20, 2018 09:13:53 Pacific Daylight Time

Name: 180919M1_44, Date: 19-Sep-2018, Time: 23:41:34, ID: ST180919M1-12 PFC CS3 18I1706, Description: PFC CS3 18I1706

	#	Name	Trace	Area	IS Area	wt/vol	RT	Response	Conc.	%Rec	Recovery ...	Ion Ratio	Ratio Out?
37	47	13C8-PFOS	507.0 > 79.9	5157.562	4772.867	1.00	4.71	13.508	12.9	103.2	NO		
38	50	d3-N-MeFOSAA	573.3 > 419	9502.114	41572.691	1.00	5.15	2.857	12.4	99.3	NO		
39	-1												
40	23	L-EtFOSAA	584.1 > 419	8596.232	10765.538	1.00	5.32	9.981	9.5	95.2	NO	1.404	NO
41	27	PFDoA	612.9 > 569.0	37127.633	35724.027	1.00	5.62	12.991	10.4	104.2	NO	9.796	NO
42	26	PFDS	598.8 > 79.9	4130.351	5157.562	1.00	5.38	10.010	9.8	98.4	NO	1.772	NO
43	25	PFUdA	563.0 > 518.9	31321.615	39469.984	1.00	5.33	9.919	10.2	101.6	NO	11.549	NO
44	28	N-MeFOSA	512.1 > 168.9	8313.374	24074.248	1.00	5.74	51.798	52.1	104.1	NO	1.480	NO
45	29	PFTrDA	662.9 > 618.9	38287.379	35724.027	1.00	5.87	13.397	10.2	102.2	NO	30.412	NO
46	52	d5-N-EtFOSAA	589.3 > 419	10765.538	41572.691	1.00	5.31	3.237	12.6	101.1	NO		
47	53	13C2-PFDoA	615.0 > 569.7	35724.027	34164.137	1.00	5.62	13.071	11.9	94.9	NO		
48	47	13C8-PFOS	507.0 > 79.9	5157.562	4772.867	1.00	4.71	13.508	12.9	103.2	NO		
49	51	13C2-PFUdA	565 > 519.8	39469.984	41572.691	1.00	5.33	11.868	12.2	97.4	NO		
50	54	d3-N-MeFOSA	515.2 > 168.9	24074.248	41572.691	1.00	5.76	7.239	137.6	91.7	NO		
51	53	13C2-PFDoA	615.0 > 569.7	35724.027	34164.137	1.00	5.62	13.071	11.9	94.9	NO		
52	-1												
53	30	PFTeDA	712.8 > 669.0	33457.770	26048.014	1.00	6.09	16.056	9.2	91.9	NO	13.332	NO
54	31	N-EtFOSA	526.1 > 168.9	8417.203	28852.398	1.00	6.17	43.760	50.2	100.5	NO	1.510	NO
55	32	PFHxDA	813.1 > 768.6	19978.609	14976.491	1.00	6.43	6.670	10.5	104.8	NO	32.195	NO
56	33	PFODA	913.1 > 868.8	26992.543	14976.491	1.00	6.67	9.012	9.9	99.2	NO		
57	34	N-MeFOSE	616.1 > 58.9	5899.517	19327.316	1.00	6.38	45.786	49.1	98.3	NO		
58	35	N-EtFOSE	630.1 > 58.9	7353.589	19640.082	1.00	6.52	56.163	50.5	100.9	NO		
59	55	13C2-PFTeDA	714.8 > 669.6	26048.014	41572.691	1.00	6.09	7.832	12.3	98.6	NO		
60	56	d5-N-ETFOSA	531.1 > 168.9	28852.398	41572.691	1.00	6.19	8.675	140.5	93.7	NO		
61	57	13C2-PFHxDA	815 > 769.7	14976.491	41572.691	1.00	6.44	4.503	4.8	96.6	NO		
62	57	13C2-PFHxDA	815 > 769.7	14976.491	41572.691	1.00	6.44	4.503	4.8	96.6	NO		
63	58	d7-N-MeFOSE	623.1 > 58.9	19327.316	41572.691	1.00	6.36	5.811	129.6	86.4	NO		
64	59	d9-N-EtFOSE	639.2 > 58.8	19640.082	41572.691	1.00	6.51	5.905	132.5	88.4	NO		
65	-1												
66	60	13C4-PFBA	217. > 172	17460.928	17460.928	1.00	1.21	12.500	12.5	100.0	NO		
67	61	13C5-PFHxA	318 > 272.9	32865.863	32865.863	1.00	3.03	12.500	12.5	100.0	NO		
68	62	13C3-PFHxS	401.8 > 79.9	4722.121	4722.121	1.00	3.81	12.500	12.5	100.0	NO		
69	63	13C8-PFOA	420.9 > 376	44819.074	44819.074	1.00	4.18	12.500	12.5	100.0	NO		
70	64	13C9-PFNA	472.2 > 426.9	34475.387	34475.387	1.00	4.62	12.500	12.5	100.0	NO		
71	65	13C4-PFOS	503 > 79.9	4772.867	4772.867	1.00	4.71	12.500	12.5	100.0	NO		
72	66	13C6-PFDA	519.1 > 473.7	34164.137	34164.137	1.00	5.00	12.500	12.5	100.0	NO		

Dataset: F:\Projects\PFAS.PRO\Results\180919M1\180919M1-44.qld

Last Altered: Thursday, September 20, 2018 08:46:50 Pacific Daylight Time
Printed: Thursday, September 20, 2018 09:13:53 Pacific Daylight Time

Name: 180919M1_44, Date: 19-Sep-2018, Time: 23:41:34, ID: ST180919M1-12 PFC CS3 18I1706, Description: PFC CS3 18I1706

	#	Name	Trace	Area	IS Area	wt/vol	RT	Response	Conc.	%Rec	Recovery ...	Ion Ratio	Ratio Out?
73	67	13C7-PFUdA	570.1 > 524.8	41572.691	41572.691	1.00	5.33	12.500	12.5	100.0	NO		

Quantify Compound Summary Report **MassLynx MassLynx V4.1 SCN945 SCN960**
Vista Analytical Laboratory

Dataset: Untitled

Last Altered: Thursday, September 20, 2018 11:02:43 Pacific Daylight Time
Printed: Thursday, September 20, 2018 11:03:08 Pacific Daylight Time

Method: F:\Projects\PFAS.PRO\MethDB\PFAS_FULL_80C_091918.mdb 20 Sep 2018 08:42:56
Calibration: F:\Projects\PFAS.PRO\CurveDB\C18_VAL-PFAS_Q4_09-18-18.cdb 19 Sep 2018 09:23:23

Compound name: PFBA

	#	Name	ID	Acq.Date	Acq.Time
1	1	180919M1_1	IPA	19-Sep-18	16:01:22
2	2	180919M1_2	ST180919M1-1 PFC CS-2 18I1701	19-Sep-18	16:11:57
3	3	180919M1_3	ST180919M1-2 PFC CS-1 18I1702	19-Sep-18	16:22:36
4	4	180919M1_4	ST180919M1-3 PFC CS0 18I1703 A	19-Sep-18	16:33:09
5	5	180919M1_5	ST180919M1-4 PFC CS1 18I1704	19-Sep-18	16:43:47
6	6	180919M1_6	ST180919M1-5 PFC CS2 18I1705	19-Sep-18	16:54:21
7	7	180919M1_7	ST180919M1-6 PFC CS3 18I1706	19-Sep-18	17:04:59
8	8	180919M1_8	ST180919M1-7 PFC CS4 18I1707	19-Sep-18	17:15:32
9	9	180919M1_9	ST180919M1-8 PFC CS5 18I1708	19-Sep-18	17:26:10
10	10	180919M1_10	ST180919M1-9 PFC CS6 18I1709	19-Sep-18	17:36:43
11	11	180919M1_11	ST180919M1-10 PFC CS7 18I1710	19-Sep-18	17:47:21
12	12	180919M1_12	IPA	19-Sep-18	17:57:53
13	13	180919M1_13	ICV180919M1-1 PFC ICV 18I1711	19-Sep-18	18:08:32
14	14	180919M1_14	B8I0028-BLK1 Method Blank 0.25	19-Sep-18	18:23:34
15	15	180919M1_15	B8I0028-BS1 OPR 0.25	19-Sep-18	18:34:10
16	16	180919M1_16	1802798-01 Sample Tap 0.11338	19-Sep-18	18:44:42
17	17	180919M1_17	1802848-01 DPH-MW22 0.11784	19-Sep-18	18:55:21
18	18	180919M1_18	1802848-02 DPH-B7 0.11861	19-Sep-18	19:05:59
19	19	180919M1_19	1802848-03 DPH-B5 0.11509	19-Sep-18	19:16:33
20	20	180919M1_20	1802848-04 DPH-MW1-17 0.11045	19-Sep-18	19:27:11
21	21	180919M1_21	1802848-05 DPH-18 0.11197	19-Sep-18	19:37:50
22	22	180919M1_22	1802848-06 DPH-19 0.12061	19-Sep-18	19:48:23
23	23	180919M1_23	1802848-07 DPH-INTAKE 0.1117	19-Sep-18	19:59:01
24	24	180919M1_24	1802849-01 DPH-IRELAND 0.11584	19-Sep-18	20:09:34
25	25	180919M1_25	1802849-02 DPH #1 0.11751	19-Sep-18	20:20:13
26	26	180919M1_26	IPA	19-Sep-18	20:30:46
27	27	180919M1_27	ST180919M1-11 PFC CS3 18I1706	19-Sep-18	20:41:25
28	28	180919M1_28	1802849-03 DPH-EX4 0.11515	19-Sep-18	20:52:03
29	29	180919M1_29	1802850-01 DPH-MW6 0.11597	19-Sep-18	21:02:37
30	30	180919M1_30	1802861-01 PW1808291255GC 0.23353	19-Sep-18	21:13:15
31	31	180919M1_31	1802861-02 PW1808291430GC 0.22014	19-Sep-18	21:23:47
32	32	180919M1_32	1802861-03 PW1808291515GC 0.21441	19-Sep-18	21:34:25

A CRV not used.

Dataset: Untitled

Last Altered: Thursday, September 20, 2018 11:02:43 Pacific Daylight Time
Printed: Thursday, September 20, 2018 11:03:08 Pacific Daylight Time

Compound name: PFBA

	#	Name	ID	Acq.Date	Acq.Time
33	33	180919M1_33	1802861-04 PW1808291545GC 0.23492	19-Sep-18	21:44:58
34	34	180919M1_34	B8I0048-BLK1 Method Blank 0.25	19-Sep-18	21:55:37
35	35	180919M1_35	B8I0048-BS1 OPR 0.25	19-Sep-18	22:06:10
36	36	180919M1_36	1802853-01 SW1808301025JTM 0.226...	19-Sep-18	22:16:48
37	37	180919M1_37	1802853-02 SW1808301100JTM 0.23358	19-Sep-18	22:27:21
38	38	180919M1_38	B8I0044-BLK1 Method Blank 0.125	19-Sep-18	22:37:59
39	39	180919M1_39	B8I0044-BS1 OPR 0.125	19-Sep-18	22:48:33
40	40	180919M1_40	B8I0044-BSD1 LCSD 0.125	19-Sep-18	22:59:12
41	41	180919M1_41	1802890-01 REEPDW1307 0.12155	19-Sep-18	23:09:44
42	42	180919M1_42	1802890-02 REEPDW1308 0.11897	19-Sep-18	23:20:22
43	43	180919M1_43	IPA	19-Sep-18	23:31:01
44	44	180919M1_44	ST180919M1-12 PFC CS3 18I1706	19-Sep-18	23:41:34
45	45	180919M1_45	1802890-03 REEPDW1309 0.1195	19-Sep-18	23:52:13
46	46	180919M1_46	1802890-04 REEPDW1310 0.11916	20-Sep-18	00:02:45
47	47	180919M1_47	1802890-05 REEPDW580 0.11963	20-Sep-18	00:13:24
48	48	180919M1_48	1802890-06 REEPDW1311 0.11985	20-Sep-18	00:23:57
49	49	180919M1_49	1802890-07 REEPDW1312 0.11807	20-Sep-18	00:34:36
50	50	180919M1_50	1802890-08 REEPDW1313 0.11935	20-Sep-18	00:45:09
51	51	180919M1_51	1802891-01 REEPDW1307FRB 0.12214	20-Sep-18	00:55:47
52	52	180919M1_52	1802891-02 REEPDW1308FRB 0.12031	20-Sep-18	01:06:20
53	53	180919M1_53	1802891-03 REEPDW1309FRB 0.12039	20-Sep-18	01:16:58
54	54	180919M1_54	1802891-04 REEPDW1310FRB 0.11985	20-Sep-18	01:27:31
55	55	180919M1_55	1802891-05 REEPDW1311FRB 0.12177	20-Sep-18	01:38:09
56	56	180919M1_56	1802891-06 REEPDW1312FRB 0.12113	20-Sep-18	01:48:43
57	57	180919M1_57	1802891-07 REEPDW1313FRB 0.11958	20-Sep-18	01:59:21
58	58	180919M1_58	B8I0080-BLK1 Method Blank 0.25	20-Sep-18	02:09:54
59	59	180919M1_59	B8I0080-BS1 OPR 0.25	20-Sep-18	02:20:32
60	60	180919M1_60	B8I0080-BSD1 LCSD 0.25	20-Sep-18	02:31:05
61	61	180919M1_61	1802897-08 18Q3SS035-SOFB01 0.11...	20-Sep-18	02:41:43
62	62	180919M1_62	1802921-01 KISWR-RES02-FAUCET-1...	20-Sep-18	02:52:17
63	63	180919M1_63	1802921-02 KISWR-RES02-RESN1-18...	20-Sep-18	03:02:55
64	64	180919M1_64	1802921-03 KISWR-RES02-PT-180905...	20-Sep-18	03:13:29
65	65	180919M1_65	IPA	20-Sep-18	03:24:07
66	66	180919M1_66	ST180919M1-13 PFC CS3 18I1706	20-Sep-18	03:34:40
67	67	180919M1_67	ST180919M1-14 PFC CS0 18I1703	20-Sep-18	03:45:19
68	68	180919M1_68	1802921-04 KISWR-DUP01-180905 0....	20-Sep-18	03:55:51

Vista Analytical Laboratory

Dataset: Untitled

Last Altered: Thursday, September 20, 2018 11:02:43 Pacific Daylight Time
Printed: Thursday, September 20, 2018 11:03:08 Pacific Daylight Time

Compound name: PFBA

	#	Name	ID	Acq.Date	Acq.Time
69	69	180919M1_69	1802921-05 KISWR-RES02-WH-18090...	20-Sep-18	04:06:30
70	70	180919M1_70	1802939-01 REEPDW1318 0.10777	20-Sep-18	04:17:03
71	71	180919M1_71	1802940-01 REEPDW1318FRB 0.12803	20-Sep-18	04:27:41
72	72	180919M1_72	B8I0054-BLK1 Method Blank 0.25	20-Sep-18	04:38:19
73	73	180919M1_73	B8I0054-BS1 OPR 0.25	20-Sep-18	04:48:53
74	74	180919M1_74	1802846-07 EQ-1 0.25688	20-Sep-18	04:59:31
75	75	180919M1_75	1802846-08 EQ-2 0.26065	20-Sep-18	05:10:05
76	76	180919M1_76	1802846-09 TW-2 0.25586	20-Sep-18	05:20:43
77	77	180919M1_77	B8I0033-BLK1 Method Blank 0.25	20-Sep-18	05:31:16
78	78	180919M1_78	B8I0033-BS1 OPR 0.25	20-Sep-18	05:41:54
79	79	180919M1_79	1802860-01 SW1808271345RF 0.25501	20-Sep-18	05:52:27
80	80	180919M1_80	1802860-02 PW1808271430RF 0.24714	20-Sep-18	06:03:05
81	81	180919M1_81	IPA	20-Sep-18	06:13:38
82	82	180919M1_82	ST180919M1-15 PFC CS3 18I1706	20-Sep-18	06:24:17
83	83	180919M1_83	1802860-03 SW1808271500RF 0.23589	20-Sep-18	06:34:50
84	84	180919M1_84	1802860-04 PW1808271520RF 0.25475	20-Sep-18	06:45:28
85	85	180919M1_85	1802860-05 SW1808271545RF 0.23588	20-Sep-18	06:56:07
86	86	180919M1_86	1802860-06 SW1808280930SK 0.25969	20-Sep-18	07:06:40
87	87	180919M1_87	1802860-07 PW1808281015SK 0.24148	20-Sep-18	07:17:18
88	88	180919M1_88	1802860-08 PW1808281050SK 0.25865	20-Sep-18	07:27:51
89	89	180919M1_89	1802860-09 SW1808281105SK 0.24099	20-Sep-18	07:38:30
90	90	180919M1_90	1802860-10 PW1808281320SK 0.25827	20-Sep-18	07:49:03
91	91	180919M1_91	1802860-11 PW1808281345SK 0.25169	20-Sep-18	07:59:41
92	92	180919M1_92	1802860-12 SW1808281405SK 0.24825	20-Sep-18	08:10:15
93	93	180919M1_93	IPA	20-Sep-18	08:20:53
94	94	180919M1_94	ST180919M1-16 PFC CS3 18I1706	20-Sep-18	08:31:26
95	95	180919M1_95	1802860-13 PW1808281435SK 0.25556	20-Sep-18	08:42:05
96	96	180919M1_96	1802860-14 SW1808281500SK 0.24836	20-Sep-18	08:52:37
97	97	180919M1_97	1802860-15 PW1808281545SK 0.23949	20-Sep-18	09:03:15
98	98	180919M1_98	1802860-16 SW1808281610SK 0.2481	20-Sep-18	09:13:48
99	99	180919M1_99	1802860-17 PW1808281645SK 0.24178	20-Sep-18	09:24:27
100	1...	180919M1_100	1802860-18 SW1808291000GC 0.22098	20-Sep-18	09:34:59
101	1...	180919M1_101	1802860-19 SW1808291035GC 0.22897	20-Sep-18	09:45:37
102	1...	180919M1_102	1802860-20 SW1808291115GC 0.24921	20-Sep-18	09:56:10
103	1...	180919M1_103	IPA	20-Sep-18	10:06:48
104	1...	180919M1_104	ST180919M1-17 PFC CS3 18I1706	20-Sep-18	10:17:22

Dataset: F:\Projects\PFAS.PRO\Results\180919M1\180919M1-44.qld

Last Altered: Thursday, September 20, 2018 08:46:50 Pacific Daylight Time
Printed: Thursday, September 20, 2018 09:13:53 Pacific Daylight Time

Method: F:\Projects\PFAS.PRO\MethDB\PFAS_FULL_80C_091918.mdb 20 Sep 2018 08:42:56
Calibration: F:\Projects\PFAS.PRO\CurveDB\C18_VAL-PFAS_Q4_09-18-18.cdb 19 Sep 2018 09:23:23

Name: 180919M1_44, Date: 19-Sep-2018, Time: 23:41:34, ID: ST180919M1-12 PFC CS3 18I1706, Description: PFC CS3 18I1706

PFBA
F2:MRM of 1 channel,ES-
213.0 > 168.8
1.218e+005

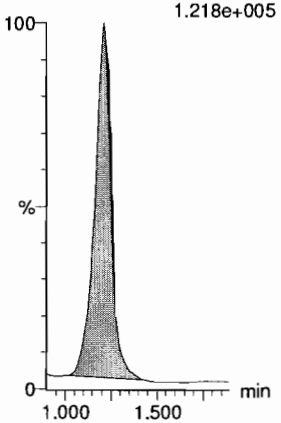

PFPeA
F5:MRM of 1 channel,ES-
263.1 > 218.9
2.833e+005

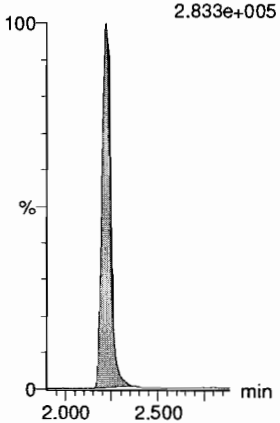

PFBS
F7:MRM of 2 channels,ES-
299.0 > 79.7
7.349e+004

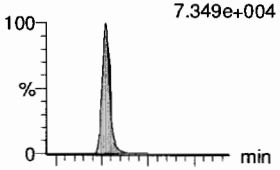

F7:MRM of 2 channels,ES-
299.0 > 99.0
2.583e+004

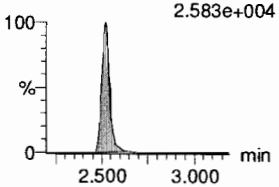

4:2 FTS
F12:MRM of 2 channels,ES-
327.2 > 307.2
8.551e+004

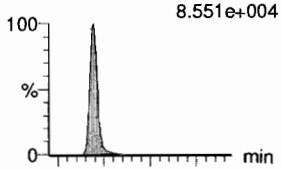

F12:MRM of 2 channels,ES-
327.2 > 81.1
5.007e+004

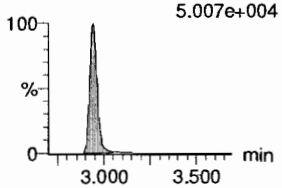

PFHxA
F9:MRM of 2 channels,ES-
313 > 269
4.905e+005

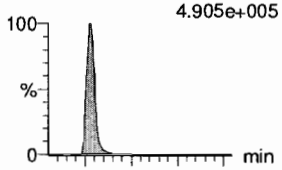

F9:MRM of 2 channels,ES-
313 > 118.9
3.235e+004

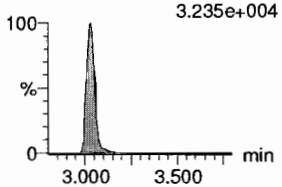

PFPeS
F15:MRM of 2 channels,ES-
349.1 > 80.1
6.442e+004

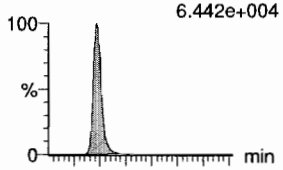

F15:MRM of 2 channels,ES-
349.1 > 99
4.360e+004

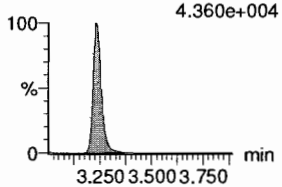

13C3-PFBA
F3:MRM of 1 channel,ES-
216.1 > 171.8
1.314e+005

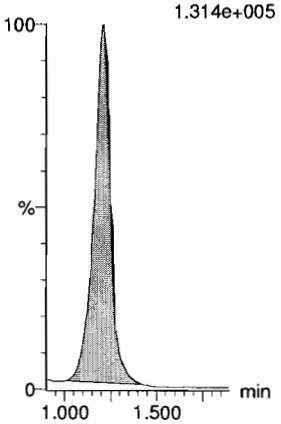

13C3-PFPeA
F6:MRM of 1 channel,ES-
266. > 221.8
3.621e+005

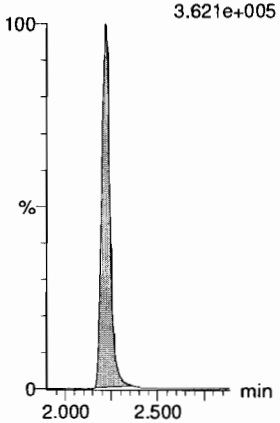

13C3-PFBS
F8:MRM of 1 channel,ES-
302. > 98.8
4.963e+004

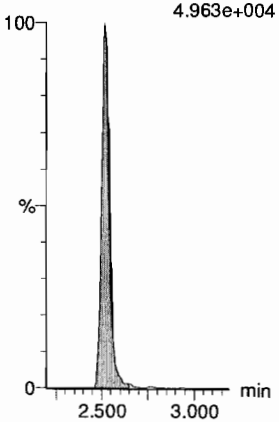

13C2-4:2 FTS
F13:MRM of 1 channel,ES-
329.2 > 308.9
1.032e+005

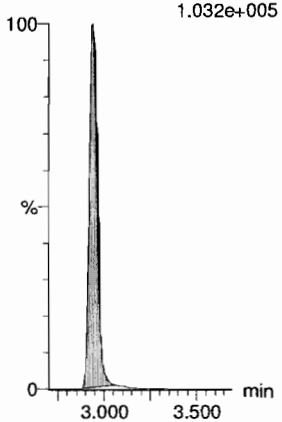

13C2-PFHxA
F10:MRM of 1 channel,ES-
315 > 270
2.385e+005

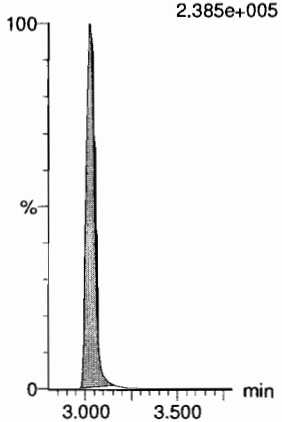

13C3-PFBS
F8:MRM of 1 channel,ES-
302. > 98.8
4.963e+004

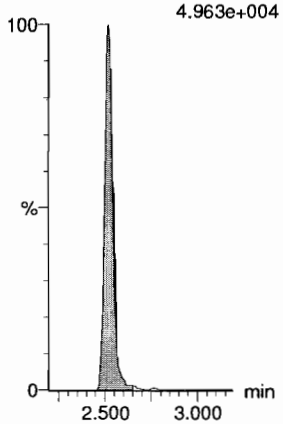

Dataset: F:\Projects\PFAS.PRO\Results\180919M1\180919M1-44.qld

Last Altered: Thursday, September 20, 2018 08:46:50 Pacific Daylight Time
Printed: Thursday, September 20, 2018 09:13:53 Pacific Daylight Time

Name: 180919M1_44, Date: 19-Sep-2018, Time: 23:41:34, ID: ST180919M1-12 PFC CS3 18I1706, Description: PFC CS3 18I1706

6:2 FTS

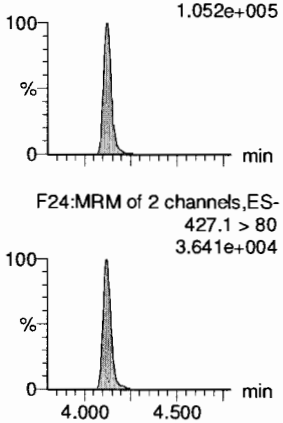

PFHpA

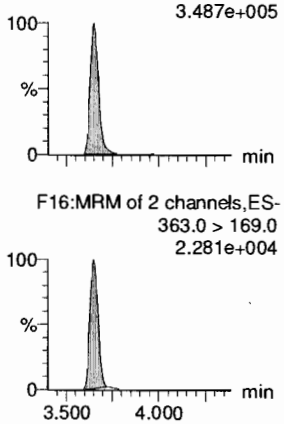

L-PFHxS

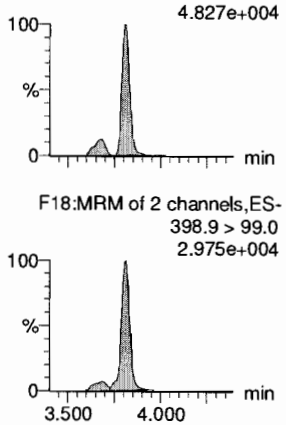

L-PFOA

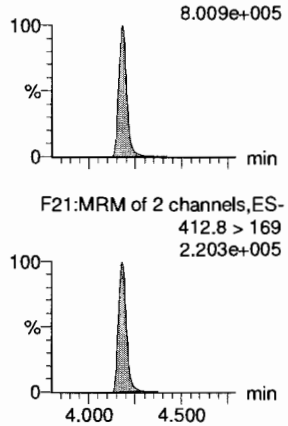

PFHpS

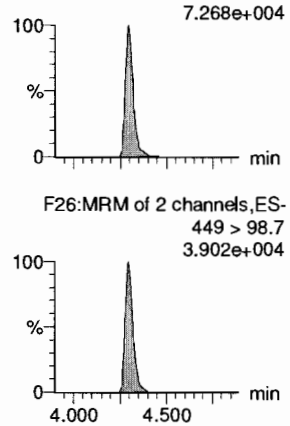

PFNA

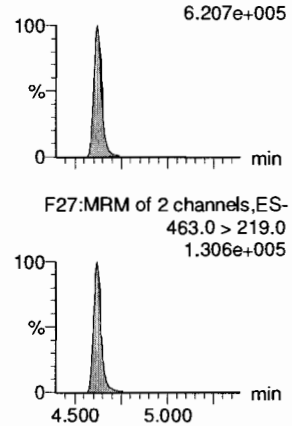

13C2-6:2 FTS

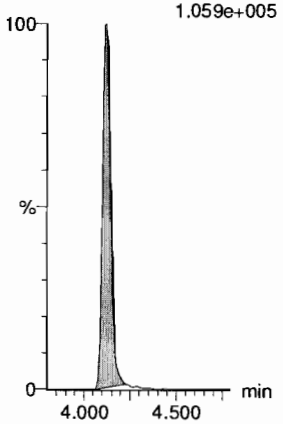

13C4-PFHpA

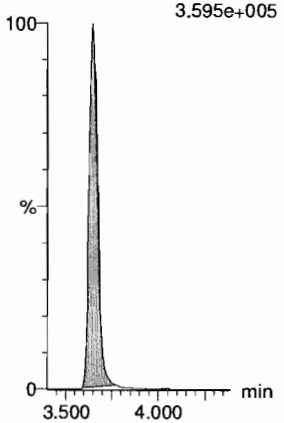

18O2-PFHxS

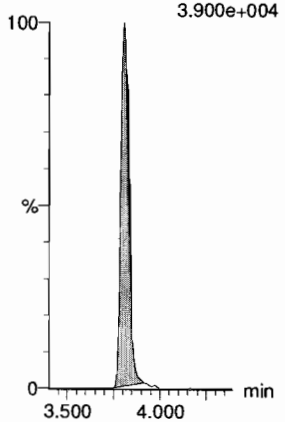

13C2-PFOA

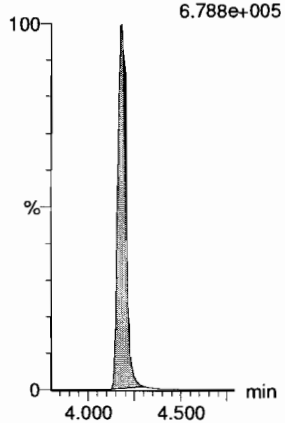

13C8-PFOS

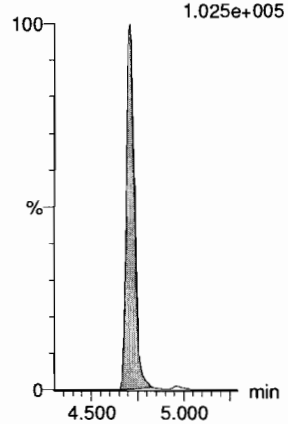

13C5-PFNA

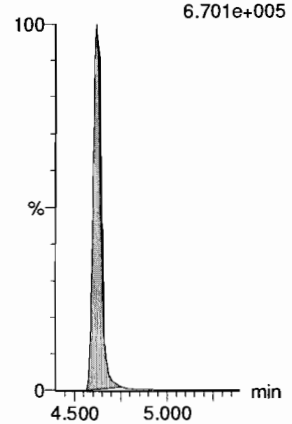

Dataset: F:\Projects\PFAS.PRO\Results\180919M1\180919M1-44.qld

Last Altered: Thursday, September 20, 2018 08:46:50 Pacific Daylight Time
Printed: Thursday, September 20, 2018 09:13:53 Pacific Daylight Time

Name: 180919M1_44, Date: 19-Sep-2018, Time: 23:41:34, ID: ST180919M1-12 PFC CS3 18I1706, Description: PFC CS3 18I1706

PFOSA
F30:MRM of 2 channels,ES-
497.9 > 77.9
1.042e+005

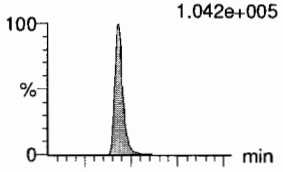

F30:MRM of 2 channels,ES-
497.9 > 169
4.164e+003

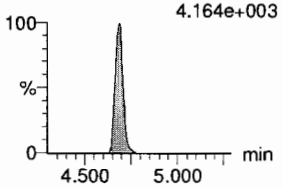

L-PFOS
F32:MRM of 2 channels,ES-
498.9 > 79.9
6.433e+004

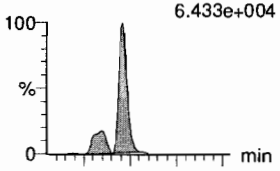

F32:MRM of 2 channels,ES-
498.9 > 99
3.814e+004

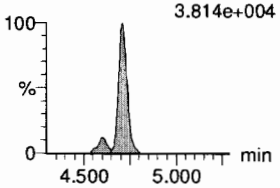

PFDA
F37:MRM of 2 channels,ES-
513 > 468.8
6.379e+005

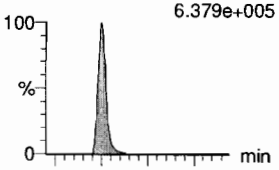

F37:MRM of 2 channels,ES-
513 > 219
1.063e+005

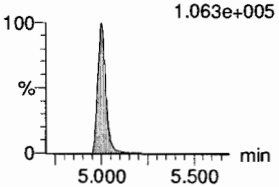

8:2 FTS
F42:MRM of 2 channels,ES-
527 > 506.9
1.076e+005

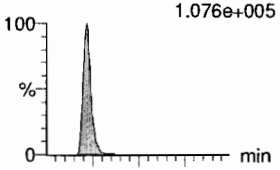

F42:MRM of 2 channels,ES-
527 > 80
3.958e+004

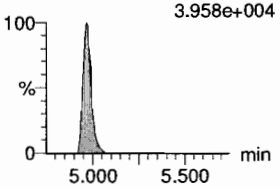

PFNS
F45:MRM of 2 channels,ES-
549.1 > 80.1
6.241e+004

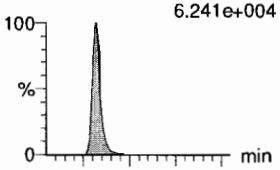

F45:MRM of 2 channels,ES-
549.1 > 99.1
3.633e+004

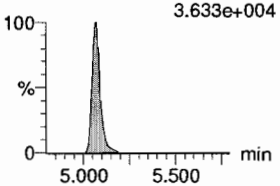

L-MeFOSAA
F48:MRM of 2 channels,ES-
570 > 419
1.658e+005

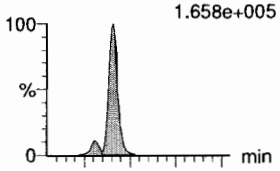

F48:MRM of 2 channels,ES-
570. > 512
5.942e+004

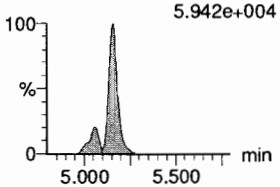

13C8-PFOSA
F34:MRM of 1 channel,ES-
506.1 > 77.7
1.291e+005

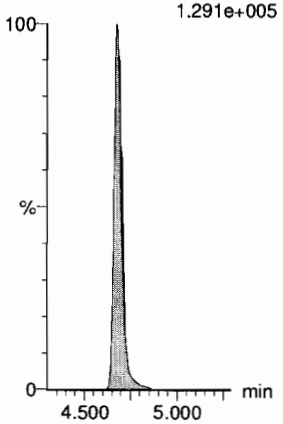

13C8-PFOS
F35:MRM of 1 channel,ES-
507.0 > 79.9
1.025e+005

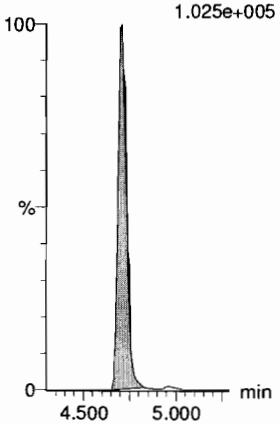

13C2-PFDA
F38:MRM of 1 channel,ES-
515.1 > 469.9
6.196e+005

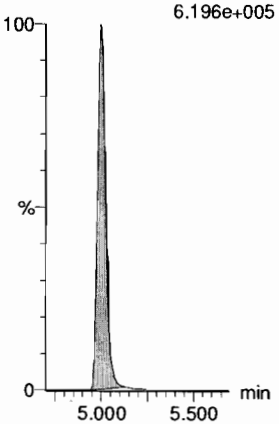

13C2-8:2 FTS
F43:MRM of 1 channel,ES-
529.1 > 508.7
9.516e+004

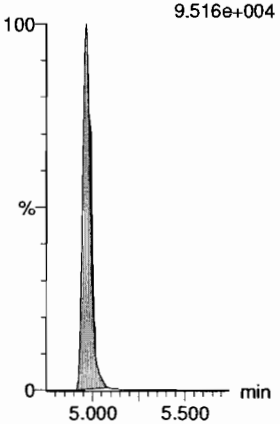

13C8-PFOS
F35:MRM of 1 channel,ES-
507.0 > 79.9
1.025e+005

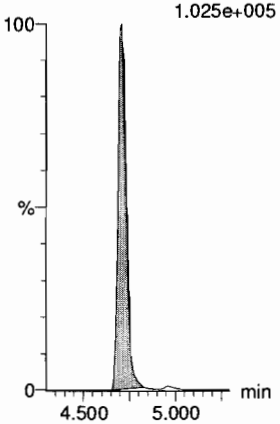

d3-N-MeFOSAA
F50:MRM of 1 channel,ES-
573.3 > 419
1.707e+005

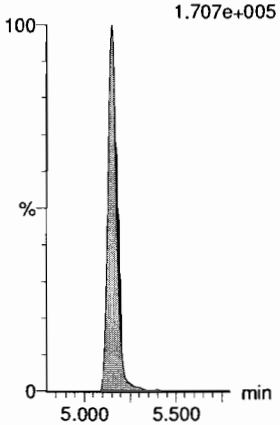

Dataset: F:\Projects\PFAS.PRO\Results\180919M1\180919M1-44.qld

Last Altered: Thursday, September 20, 2018 08:46:50 Pacific Daylight Time
Printed: Thursday, September 20, 2018 09:13:53 Pacific Daylight Time

Name: 180919M1_44, Date: 19-Sep-2018, Time: 23:41:34, ID: ST180919M1-12 PFC CS3 18I1706, Description: PFC CS3 18I1706

L-EtFOSAA

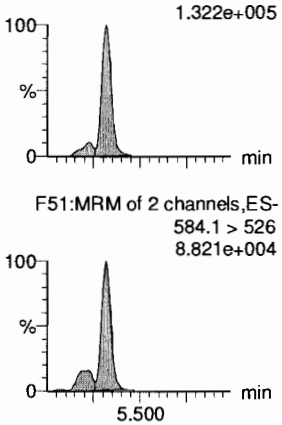

PFDoA

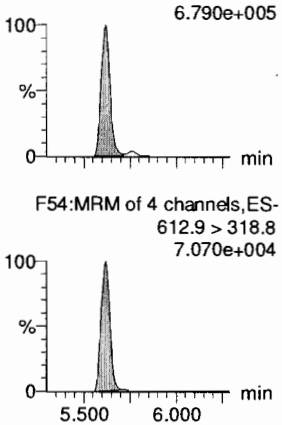

PFDS

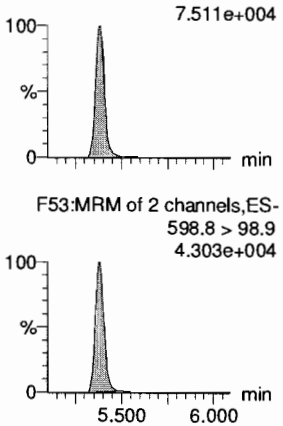

PFUdA

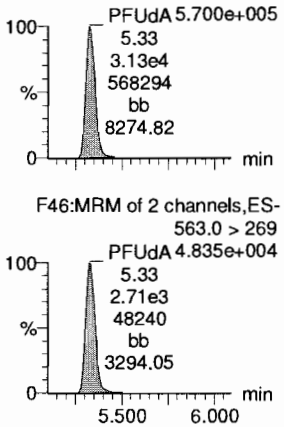

N-MeFOSA

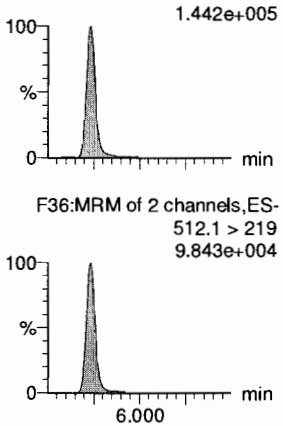

PFTrDA

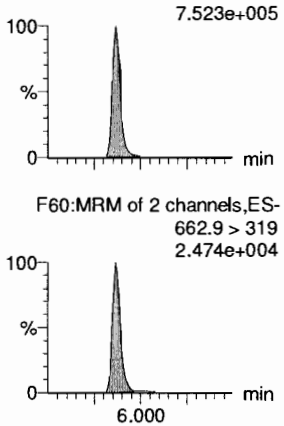

d5-N-EtFOSAA

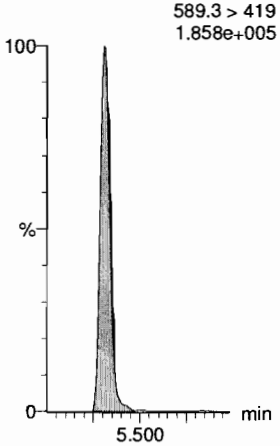

13C2-PFDoA

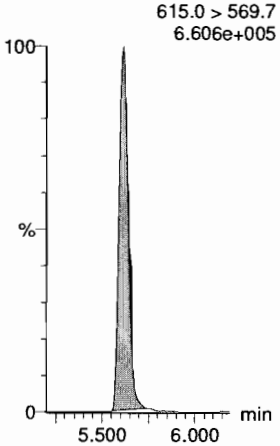

13C8-PFOS

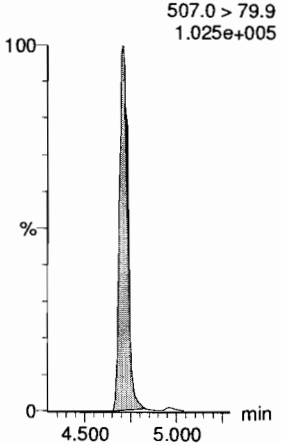

13C2-PFUdA

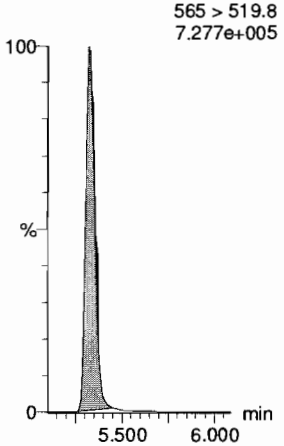

d3-N-MeFOSA

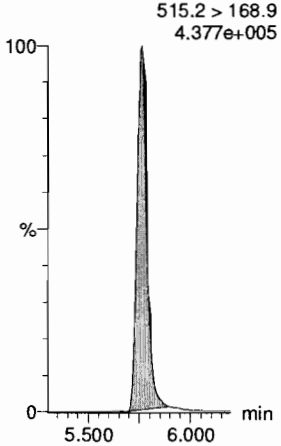

13C2-PFDoA

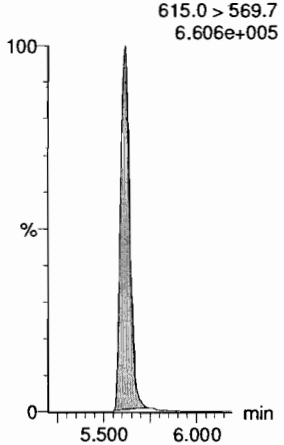

Dataset: F:\Projects\PFAS.PRO\Results\180919M1\180919M1-44.qld

Last Altered: Thursday, September 20, 2018 08:46:50 Pacific Daylight Time
Printed: Thursday, September 20, 2018 09:13:53 Pacific Daylight Time

Name: 180919M1_44, Date: 19-Sep-2018, Time: 23:41:34, ID: ST180919M1-12 PFC CS3 18I1706, Description: PFC CS3 18I1706

PFTeDA
F61:MRM of 2 channels,ES-
712.8 > 669.0
6.190e+005

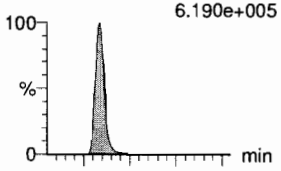

F61:MRM of 2 channels,ES-
712.8 > 368.9
4.616e+004

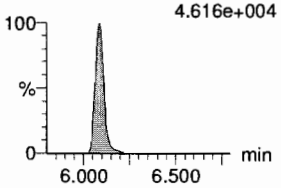

N-EtFOSA
F41:MRM of 2 channels,ES-
526.1 > 168.9
1.580e+005

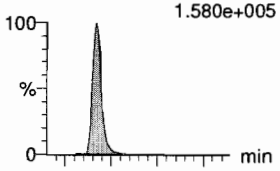

F41:MRM of 2 channels,ES-
526.1 > 219
1.014e+005

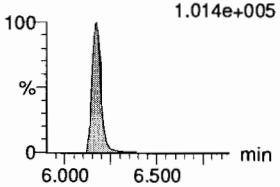

PFHxDA
F63:MRM of 2 channels,ES-
813.1 > 768.6
3.674e+005

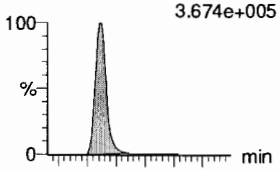

F63:MRM of 2 channels,ES-
813.1 > 219
1.105e+004

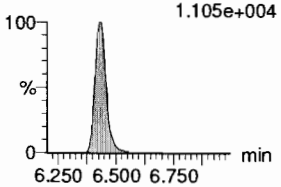

PFODA
F65:MRM of 1 channel,ES-
913.1 > 868.8
5.711e+005

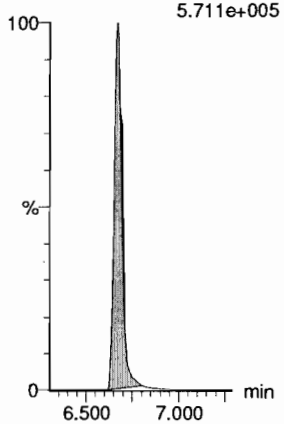

N-MeFOSE
F56:MRM of 1 channel,ES-
616.1 > 58.9
1.076e+005

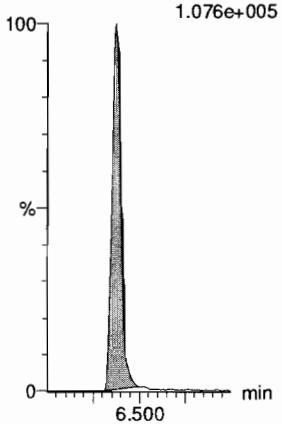

N-EtFOSE
F58:MRM of 1 channel,ES-
630.1 > 58.9
1.464e+005

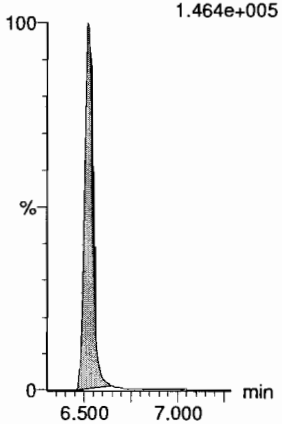

13C2-PFTeDA
F62:MRM of 2 channels,ES-
714.8 > 669.6
4.749e+005

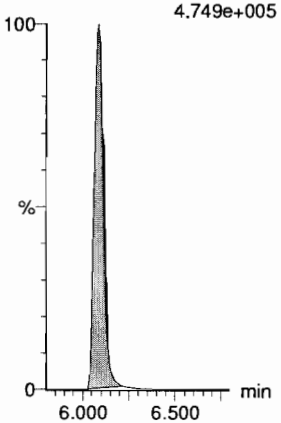

d5-N-ETFOSA
F44:MRM of 1 channel,ES-
531.1 > 168.9
5.343e+005

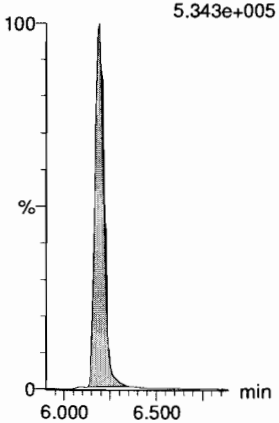

13C2-PFHxDA
F64:MRM of 1 channel,ES-
815 > 769.7
2.776e+005

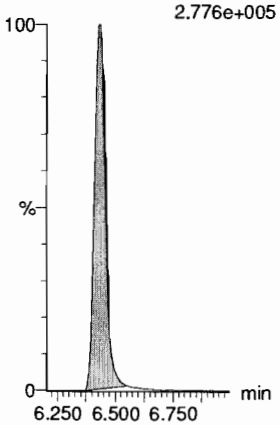

13C2-PFHxDA
F64:MRM of 1 channel,ES-
815 > 769.7
2.776e+005

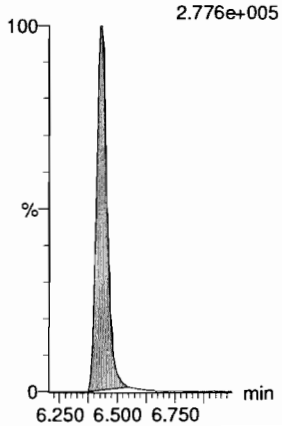

d7-N-MeFOSE
F57:MRM of 1 channel,ES-
623.1 > 58.9
3.493e+005

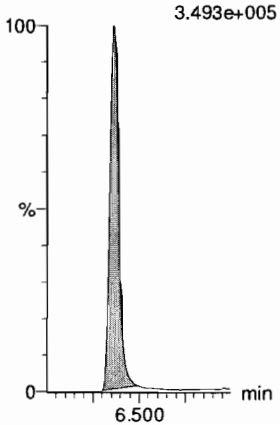

d9-N-EtFOSE
F59:MRM of 1 channel,ES-
639.2 > 58.8
3.888e+005

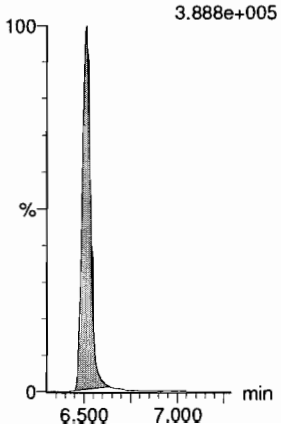

Dataset: F:\Projects\PFAS.PRO\Results\180919M1\180919M1-44.qld

Last Altered: Thursday, September 20, 2018 08:46:50 Pacific Daylight Time
Printed: Thursday, September 20, 2018 09:13:53 Pacific Daylight Time

Name: 180919M1_44, Date: 19-Sep-2018, Time: 23:41:34, ID: ST180919M1-12 PFC CS3 18I1706, Description: PFC CS3 18I1706

13C4-PFBA

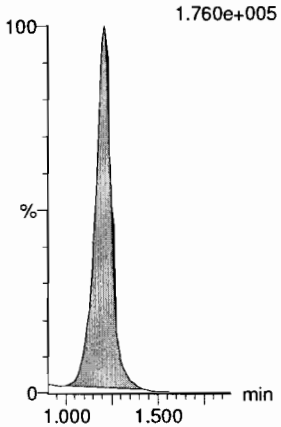

13C5-PFHxA

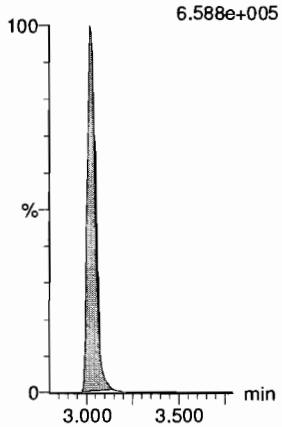

13C3-PFHxS

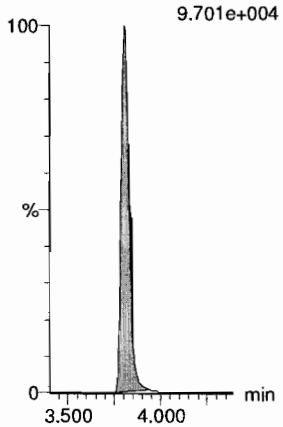

13C8-PFOA

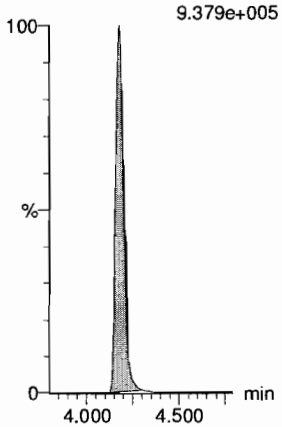

13C9-PFNA

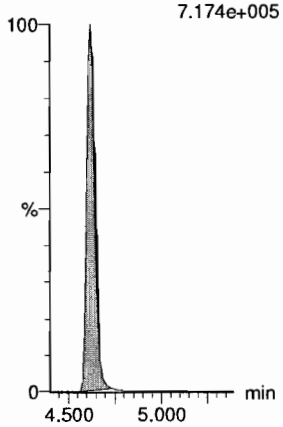

13C4-PFOS

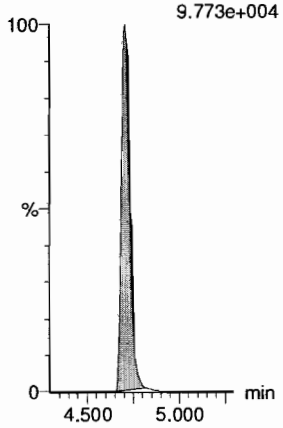

13C6-PFDA

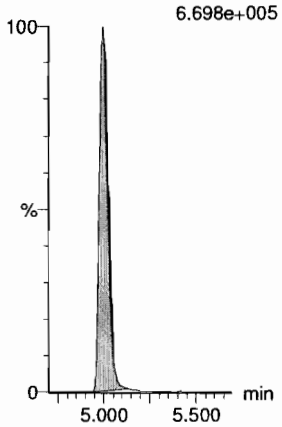

13C7-PFUdA

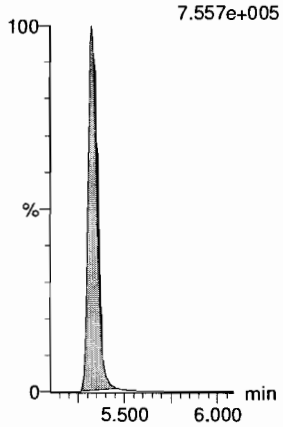

INITIAL CALIBRATION

Quantify Compound Summary Report **MassLynx MassLynx V4.1 SCN945 SCN960**
Vista Analytical Laboratory

Dataset: F:\Projects\PFAS.PRO\Results\180918M2\180918M2-CRV.qld

Last Altered: Wednesday, September 19, 2018 09:27:22 Pacific Daylight Time
Printed: Wednesday, September 19, 2018 09:48:25 Pacific Daylight Time

Low points: None dropped
High points: 4:2 FTS = 100
6:2 FTS =
8:2 FTS =

Method: F:\Projects\PFAS.PRO\MethDB\PFAS_FULL_80C_091818_B.mdb 19 Sep 2018 09:27:20
Calibration: F:\Projects\PFAS.PRO\CurveDB\C18_VAL-PFAS_Q4_09-18-18.cdb 19 Sep 2018 09:23:23

Compound name: PFBA
Correlation coefficient: r = 0.999934, r^2 = 0.999869
Calibration curve: 1.14234 * x + 0.0149821
Response type: Internal Std (Ref 36), Area * (IS Conc. / IS Area)
Curve type: Linear, Origin: Exclude, Weighting: 1/x, Axis trans: None

AD 9/19/18 Jam 9/19/18

	#	Name	Type	Std. Conc	RT	Area	IS Area	Response	Conc.	%Dev	Conc. Flag	CoD	CoD Flag	x=excluded
1	1	180918M2_2	Standard	0.250	1.18	190.086	8045.236	0.295	0.2	-1.8	NO	1.000	NO	bb
2	2	180918M2_3	Standard	0.500	1.18	399.071	7879.105	0.633	0.5	8.2	NO	1.000	NO	bb
3	3	180918M2_4	Standard	1.000	1.18	780.159	8190.516	1.191	1.0	2.9	NO	1.000	NO	MM
4	4	180918M2_5	Standard	2.000	1.16	1421.466	8009.276	2.218	1.9	-3.6	NO	1.000	NO	bb
5	5	180918M2_6	Standard	5.000	1.18	3465.281	7834.103	5.529	4.8	-3.5	NO	1.000	NO	bb
6	6	180918M2_7	Standard	10.000	1.17	7342.510	7907.520	11.607	10.1	1.5	NO	1.000	NO	bb
7	7	180918M2_8	Standard	50.000	1.18	36508.816	8166.446	55.882	48.9	-2.2	NO	1.000	NO	bb
8	8	180918M2_9	Standard	100.000	1.18	72133.492	8093.473	111.407	97.5	-2.5	NO	1.000	NO	bb
9	9	180918M2_10	Standard	250.000	1.18	178362.172	7777.989	286.646	250.9	0.4	NO	1.000	NO	MM
10	10	180918M2_11	Standard	500.000	1.18	354786.063	7722.573	574.268	502.7	0.5	NO	1.000	NO	MM

Compound name: PFPeA
Coefficient of Determination: R^2 = 0.999981
Calibration curve: -1.20866e-005 * x^2 + 0.977006 * x + 0.00203591
Response type: Internal Std (Ref 37), Area * (IS Conc. / IS Area)
Curve type: 2nd Order, Origin: Exclude, Weighting: 1/x, Axis trans: None

	#	Name	Type	Std. Conc	RT	Area	IS Area	Response	Conc.	%Dev	Conc. Flag	CoD	CoD Flag	x=excluded
1	1	180918M2_2	Standard	0.250	2.18	317.669	15382.819	0.258	0.3	4.9	NO	1.000	NO	bb
2	2	180918M2_3	Standard	0.500	2.18	595.479	15155.263	0.491	0.5	0.1	NO	1.000	NO	bb
3	3	180918M2_4	Standard	1.000	2.18	1208.231	15867.899	0.952	1.0	-2.8	NO	1.000	NO	bb
4	4	180918M2_5	Standard	2.000	2.18	2374.453	15402.657	1.927	2.0	-1.5	NO	1.000	NO	bb
5	5	180918M2_6	Standard	5.000	2.18	5779.968	15123.266	4.777	4.9	-2.2	NO	1.000	NO	bb
6	6	180918M2_7	Standard	10.000	2.18	11913.409	15068.036	9.883	10.1	1.1	NO	1.000	NO	bb
7	7	180918M2_8	Standard	50.000	2.18	59065.457	14971.602	49.315	50.5	1.0	NO	1.000	NO	bb
8	8	180918M2_9	Standard	100.000	2.18	115367.125	14891.166	96.842	99.2	-0.8	NO	1.000	NO	bb
9	9	180918M2_10	Standard	250.000	2.18	276983.281	14196.722	243.880	250.4	0.2	NO	1.000	NO	bb
10	10	180918M2_11	Standard	500.000	2.18	519455.438	13377.257	485.390	499.9	-0.0	NO	1.000	NO	bb

Dataset: F:\Projects\PFAS.PRO\Results\180918M2\180918M2-CRV.qld

Last Altered: Wednesday, September 19, 2018 09:27:22 Pacific Daylight Time
Printed: Wednesday, September 19, 2018 09:48:25 Pacific Daylight Time

Compound name: PFBS
Coefficient of Determination: R^2 = 0.999603
Calibration curve: -0.000177953 * x^2 + 1.93413 * x + -0.182531
Response type: Internal Std (Ref 38), Area * (IS Conc. / IS Area)
Curve type: 2nd Order, Origin: Exclude, Weighting: 1/x, Axis trans: None

	#	Name	Type	Std. Conc	RT	Area	IS Area	Response	Conc.	%Dev	Conc. Flag	CoD	CoD Flag	x=excluded
1	1	180918M2_2	Standard	0.250	2.48	60.363	1977.452	0.382	0.3	16.7	NO	1.000	NO	bb
2	2	180918M2_3	Standard	0.500	2.48	122.904	1911.616	0.804	0.5	2.0	NO	1.000	NO	bb
3	3	180918M2_4	Standard	1.000	2.47	260.264	2000.330	1.626	0.9	-6.5	NO	1.000	NO	bb
4	4	180918M2_5	Standard	2.000	2.47	581.281	2012.435	3.611	2.0	-1.9	NO	1.000	NO	bb
5	5	180918M2_6	Standard	5.000	2.48	1382.632	1937.271	8.921	4.7	-5.8	NO	1.000	NO	bb
6	6	180918M2_7	Standard	10.000	2.48	2830.302	1874.271	18.876	9.9	-1.4	NO	1.000	NO	bb
7	7	180918M2_8	Standard	50.000	2.48	14127.637	1903.774	92.761	48.3	-3.5	NO	1.000	NO	bb
8	8	180918M2_9	Standard	100.000	2.48	27922.715	1857.717	187.883	98.1	-1.9	NO	1.000	NO	bb
9	9	180918M2_10	Standard	250.000	2.48	67264.414	1730.967	485.743	257.3	2.9	NO	1.000	NO	bb
10	10	180918M2_11	Standard	500.000	2.48	117585.531	1603.387	916.696	496.8	-0.6	NO	1.000	NO	bb

Compound name: 4:2 FTS
Coefficient of Determination: R^2 = 0.999703
Calibration curve: -0.0028144 * x^2 + 1.04573 * x + 0.0326315
Response type: Internal Std (Ref 39), Area * (IS Conc. / IS Area)
Curve type: 2nd Order, Origin: Exclude, Weighting: 1/x, Axis trans: None

	#	Name	Type	Std. Conc	RT	Area	IS Area	Response	Conc.	%Dev	Conc. Flag	CoD	CoD Flag	x=excluded
1	1	180918M2_2	Standard	0.250	2.91	111.995	4056.877	0.345	0.3	19.6	NO	1.000	NO	bb
2	2	180918M2_3	Standard	0.500	2.91	164.139	4088.950	0.502	0.4	-10.2	NO	1.000	NO	bb
3	3	180918M2_4	Standard	1.000	2.90	331.449	4008.544	1.034	1.0	-4.0	NO	1.000	NO	MM
4	4	180918M2_5	Standard	2.000	2.90	675.429	4193.167	2.013	1.9	-4.8	NO	1.000	NO	MM
5	5	180918M2_6	Standard	5.000	2.91	1628.848	4043.826	5.035	4.8	-3.1	NO	1.000	NO	bb
6	6	180918M2_7	Standard	10.000	2.90	3462.438	4152.935	10.422	10.2	2.2	NO	1.000	NO	bb
7	7	180918M2_8	Standard	50.000	2.90	15787.571	4339.447	45.477	50.3	0.5	NO	1.000	NO	bb
8	8	180918M2_9	Standard	100.000	2.90	29563.123	4839.830	76.354	99.8	-0.2	NO	1.000	NO	bb
9	9	180918M2_10	Standard	250.000	2.90	66196.383	5911.609	139.971			NO	1.000	NO	bbXI
10	10	180918M2_11	Standard	500.000	2.90	111045.961	7776.555	178.495			NO	1.000	NO	MMXI

Dataset: F:\Projects\PFAS.PRO\Results\180918M2\180918M2-CRV.qld

Last Altered: Wednesday, September 19, 2018 09:27:22 Pacific Daylight Time
Printed: Wednesday, September 19, 2018 09:48:25 Pacific Daylight Time

Compound name: PFHxA
Coefficient of Determination: R^2 = 0.999261
Calibration curve: -0.00011512 * x^2 + 0.986785 * x + 0.0238707
Response type: Internal Std (Ref 40), Area * (IS Conc. / IS Area)
Curve type: 2nd Order, Origin: Include, Weighting: 1/x, Axis trans: None

	#	Name	Type	Std. Conc	RT	Area	IS Area	Response	Conc.	%Dev	Conc. Flag	CoD	CoD Flag	x=excluded
1	1	180918M2_2	Standard	0.250	2.99	621.337	10371.288	0.300	0.3	11.8	NO	0.999	NO	bb
2	2	180918M2_3	Standard	0.500	2.99	1095.288	10169.240	0.539	0.5	4.3	NO	0.999	NO	MM
3	3	180918M2_4	Standard	1.000	2.99	2153.656	10488.014	1.027	1.0	1.6	NO	0.999	NO	bb
4	4	180918M2_5	Standard	2.000	2.99	4037.840	10638.650	1.898	1.9	-5.0	NO	0.999	NO	MM
5	5	180918M2_6	Standard	5.000	2.99	9988.687	10174.012	4.909	5.0	-0.9	NO	0.999	NO	bb
6	6	180918M2_7	Standard	10.000	2.99	20446.152	10181.126	10.041	10.2	1.6	NO	0.999	NO	bb
7	7	180918M2_8	Standard	50.000	2.99	95670.344	9937.611	48.135	49.0	-1.9	NO	0.999	NO	bb
8	8	180918M2_9	Standard	100.000	2.99	187781.063	10110.416	92.865	95.1	-4.9	NO	0.999	NO	bb
9	9	180918M2_10	Standard	250.000	2.99	454868.813	9150.270	248.555	259.7	3.9	NO	0.999	NO	bb
10	10	180918M2_11	Standard	500.000	2.99	824238.188	8936.764	461.150	496.0	-0.8	NO	0.999	NO	bb

Compound name: PFPeS
Coefficient of Determination: R^2 = 0.999931
Calibration curve: -0.000171513 * x^2 + 1.54764 * x + -0.0688081
Response type: Internal Std (Ref 38), Area * (IS Conc. / IS Area)
Curve type: 2nd Order, Origin: Exclude, Weighting: 1/x, Axis trans: None

	#	Name	Type	Std. Conc	RT	Area	IS Area	Response	Conc.	%Dev	Conc. Flag	CoD	CoD Flag	x=excluded
1	1	180918M2_2	Standard	0.250	3.20	54.526	1977.452	0.345	0.3	6.9	NO	1.000	NO	bb
2	2	180918M2_3	Standard	0.500	3.20	119.329	1911.616	0.780	0.5	9.7	NO	1.000	NO	bb
3	3	180918M2_4	Standard	1.000	3.19	223.451	2000.330	1.396	0.9	-5.3	NO	1.000	NO	bb
4	4	180918M2_5	Standard	2.000	3.20	455.701	2012.435	2.831	1.9	-6.3	NO	1.000	NO	MM
5	5	180918M2_6	Standard	5.000	3.20	1127.452	1937.271	7.275	4.7	-5.0	NO	1.000	NO	MM
6	6	180918M2_7	Standard	10.000	3.20	2330.443	1874.271	15.542	10.1	1.0	NO	1.000	NO	MM
7	7	180918M2_8	Standard	50.000	3.20	11538.280	1903.774	75.759	49.3	-1.5	NO	1.000	NO	MM
8	8	180918M2_9	Standard	100.000	3.20	22722.525	1857.717	152.893	99.9	-0.1	NO	1.000	NO	bb
9	9	180918M2_10	Standard	250.000	3.20	52498.273	1730.967	379.111	252.0	0.8	NO	1.000	NO	bb
10	10	180918M2_11	Standard	500.000	3.20	93574.875	1603.387	729.509	499.0	-0.2	NO	1.000	NO	bb

Dataset: F:\Projects\PFAS.PRO\Results\180918M2\180918M2-CRV.qld

Last Altered: Wednesday, September 19, 2018 09:27:22 Pacific Daylight Time
Printed: Wednesday, September 19, 2018 09:48:25 Pacific Daylight Time

Compound name: PFHpA
Correlation coefficient: r = 0.999752, r^2 = 0.999503
Calibration curve: 1.21281 * x + -0.00423518
Response type: Internal Std (Ref 41), Area * (IS Conc. / IS Area)
Curve type: Linear, Origin: Exclude, Weighting: 1/x, Axis trans: None

	#	Name	Type	Std. Conc	RT	Area	IS Area	Response	Conc.	%Dev	Conc. Flag	CoD	CoD Flag	x=excluded
1	1	180918M2_2	Standard	0.250	3.61	429.062	16044.933	0.334	0.3	11.6	NO	1.000	NO	bb
2	2	180918M2_3	Standard	0.500	3.61	790.362	15201.126	0.650	0.5	7.9	NO	1.000	NO	MM
3	3	180918M2_4	Standard	1.000	3.61	1556.653	16175.673	1.203	1.0	-0.5	NO	1.000	NO	MM
4	4	180918M2_5	Standard	2.000	3.61	3009.698	16264.883	2.313	1.9	-4.5	NO	1.000	NO	MM
5	5	180918M2_6	Standard	5.000	3.62	7003.009	15575.976	5.620	4.6	-7.3	NO	1.000	NO	MM
6	6	180918M2_7	Standard	10.000	3.61	14755.542	15633.619	11.798	9.7	-2.7	NO	1.000	NO	MM
7	7	180918M2_8	Standard	50.000	3.61	71749.195	15069.811	59.514	49.1	-1.9	NO	1.000	NO	bb
8	8	180918M2_9	Standard	100.000	3.61	139296.703	14714.354	118.334	97.6	-2.4	NO	1.000	NO	bb
9	9	180918M2_10	Standard	250.000	3.61	319156.563	13472.414	296.120	244.2	-2.3	NO	1.000	NO	bb
10	10	180918M2_11	Standard	500.000	3.61	594679.500	12021.645	618.342	509.8	2.0	NO	1.000	NO	bb

Compound name: L-PFHxS
Coefficient of Determination: R^2 = 0.999101
Calibration curve: -0.000284739 * x^2 + 1.93672 * x + -0.0616474
Response type: Internal Std (Ref 42), Area * (IS Conc. / IS Area)
Curve type: 2nd Order, Origin: Include, Weighting: 1/x, Axis trans: None

	#	Name	Type	Std. Conc	RT	Area	IS Area	Response	Conc.	%Dev	Conc. Flag	CoD	CoD Flag	x=excluded
1	1	180918M2_2	Standard	0.250	3.77	62.889	1660.758	0.473	0.3	10.5	NO	0.999	NO	MM
2	2	180918M2_3	Standard	0.500	3.78	90.428	1491.866	0.758	0.4	-15.4	NO	0.999	NO	MM
3	3	180918M2_4	Standard	1.000	3.76	263.522	1602.458	2.056	1.1	9.3	NO	0.999	NO	MM
4	4	180918M2_5	Standard	2.000	3.77	439.223	1579.713	3.475	1.8	-8.7	NO	0.999	NO	MM
5	5	180918M2_6	Standard	5.000	3.77	1107.532	1539.740	8.991	4.7	-6.4	NO	0.999	NO	MM
6	6	180918M2_7	Standard	10.000	3.77	2412.599	1505.286	20.034	10.4	3.9	NO	0.999	NO	MM
7	7	180918M2_8	Standard	50.000	3.77	10958.696	1541.694	88.853	46.2	-7.6	NO	0.999	NO	MM
8	8	180918M2_9	Standard	100.000	3.77	22114.391	1470.143	188.029	98.5	-1.5	NO	0.999	NO	MM
9	9	180918M2_10	Standard	250.000	3.77	49939.844	1289.957	483.929	259.8	3.9	NO	0.999	NO	MM
10	10	180918M2_11	Standard	500.000	3.77	91422.195	1284.636	889.573	495.4	-0.9	NO	0.999	NO	MM

Dataset: F:\Projects\PFAS.PRO\Results\180918M2\180918M2-CRV.qld

Last Altered: Wednesday, September 19, 2018 09:27:22 Pacific Daylight Time
Printed: Wednesday, September 19, 2018 09:48:25 Pacific Daylight Time

Compound name: 6:2 FTS
Coefficient of Determination: R^2 = 0.999619
Calibration curve: -0.0037 * x^2 + 1.25686 * x + -0.0211278
Response type: Internal Std (Ref 43), Area * (IS Conc. / IS Area)
Curve type: 2nd Order, Origin: Include, Weighting: 1/x, Axis trans: None

	#	Name	Type	Std. Conc	RT	Area	IS Area	Response	Conc.	%Dev	Conc. Flag	CoD	CoD Flag	x=excluded
1	1	180918M2_2	Standard	0.250	4.09	110.976	4096.263	0.339	0.3	14.6	NO	1.000	NO	bb
2	2	180918M2_3	Standard	0.500	4.08	193.898	4542.768	0.534	0.4	-11.6	NO	1.000	NO	bb
3	3	180918M2_4	Standard	1.000	4.08	416.191	4357.142	1.194	1.0	-3.0	NO	1.000	NO	MM
4	4	180918M2_5	Standard	2.000	4.09	819.670	4594.159	2.230	1.8	-10.0	NO	1.000	NO	bb
5	5	180918M2_6	Standard	5.000	4.09	2288.719	4577.967	6.249	5.1	1.3	NO	1.000	NO	MM
6	6	180918M2_7	Standard	10.000	4.08	4231.805	4260.736	12.415	10.2	2.0	NO	1.000	NO	MM
7	7	180918M2_8	Standard	50.000	4.08	20345.279	4743.929	53.609	50.0	0.1	NO	1.000	NO	MM
8	8	180918M2_9	Standard	100.000	4.08	39657.266	5593.473	88.624	99.9	-0.1	NO	1.000	NO	MM
9	9	180918M2_10	Standard	250.000	4.08	84876.102	7103.796	149.350			NO	1.000	NO	MMXI
10	10	180918M2_11	Standard	500.000	4.08	148461.406	9150.266	202.810			NO	1.000	NO	MMXI

Compound name: L-PFOA
Coefficient of Determination: R^2 = 0.999643
Calibration curve: -0.00018099 * x^2 + 1.43793 * x + 0.0253931
Response type: Internal Std (Ref 44), Area * (IS Conc. / IS Area)
Curve type: 2nd Order, Origin: Exclude, Weighting: 1/x, Axis trans: None

	#	Name	Type	Std. Conc	RT	Area	IS Area	Response	Conc.	%Dev	Conc. Flag	CoD	CoD Flag	x=excluded
1	1	180918M2_2	Standard	0.250	4.14	854.765	26214.174	0.408	0.3	6.3	NO	1.000	NO	MM
2	2	180918M2_3	Standard	0.500	4.14	1602.504	26649.695	0.752	0.5	1.0	NO	1.000	NO	MM
3	3	180918M2_4	Standard	1.000	4.14	3214.461	26539.916	1.514	1.0	3.5	NO	1.000	NO	MM
4	4	180918M2_5	Standard	2.000	4.14	6075.506	26464.508	2.870	2.0	-1.1	NO	1.000	NO	MM
5	5	180918M2_6	Standard	5.000	4.14	14052.368	25614.279	6.858	4.8	-4.9	NO	1.000	NO	MM
6	6	180918M2_7	Standard	10.000	4.14	29916.406	26634.762	14.040	9.8	-2.4	NO	1.000	NO	MM
7	7	180918M2_8	Standard	50.000	4.14	142561.234	25512.582	69.848	48.9	-2.3	NO	1.000	NO	MM
8	8	180918M2_9	Standard	100.000	4.14	283711.156	25582.717	138.624	97.6	-2.4	NO	1.000	NO	bb
9	9	180918M2_10	Standard	250.000	4.14	654087.875	22850.572	357.807	257.1	2.9	NO	1.000	NO	MM
10	10	180918M2_11	Standard	500.000	4.14	1181224.250	22044.730	669.788	496.9	-0.6	NO	1.000	NO	MM

Dataset: F:\Projects\PFAS.PRO\Results\180918M2\180918M2-CRV.qld

Last Altered: Wednesday, September 19, 2018 09:27:22 Pacific Daylight Time
Printed: Wednesday, September 19, 2018 09:48:25 Pacific Daylight Time

Compound name: PFHpS
Coefficient of Determination: R^2 = 0.999571
Calibration curve: -9.25113e-006 * x^2 + 0.875113 * x + 0.0309929
Response type: Internal Std (Ref 47), Area * (IS Conc. / IS Area)
Curve type: 2nd Order, Origin: Exclude, Weighting: 1/x, Axis trans: None

	#	Name	Type	Std. Conc	RT	Area	IS Area	Response	Conc.	%Dev	Conc. Flag	CoD	CoD Flag	x=excluded
1	1	180918M2_2	Standard	0.250	4.26	86.998	4320.967	0.252	0.3	0.9	NO	1.000	NO	bb
2	2	180918M2_3	Standard	0.500	4.27	151.985	4371.984	0.435	0.5	-7.8	NO	1.000	NO	bb
3	3	180918M2_4	Standard	1.000	4.26	299.394	4148.968	0.902	1.0	-0.5	NO	1.000	NO	MM
4	4	180918M2_5	Standard	2.000	4.26	630.267	4117.358	1.913	2.2	7.6	NO	1.000	NO	bb
5	5	180918M2_6	Standard	5.000	4.26	1341.353	4054.365	4.136	4.7	-6.2	NO	1.000	NO	bd
6	6	180918M2_7	Standard	10.000	4.26	2946.309	4140.319	8.895	10.1	1.3	NO	1.000	NO	bb
7	7	180918M2_8	Standard	50.000	4.26	14929.931	4004.875	46.599	53.2	6.5	NO	1.000	NO	bb
8	8	180918M2_9	Standard	100.000	4.26	28197.924	4031.451	87.431	100.0	-0.0	NO	1.000	NO	bb
9	9	180918M2_10	Standard	250.000	4.26	66593.805	3902.989	213.278	244.3	-2.3	NO	1.000	NO	bb
10	10	180918M2_11	Standard	500.000	4.26	120896.688	3454.419	437.471	502.5	0.5	NO	1.000	NO	bb

Compound name: PFNA
Coefficient of Determination: R^2 = 0.999587
Calibration curve: -3.11884e-006 * x^2 + 1.14526 * x + 0.0140136
Response type: Internal Std (Ref 45), Area * (IS Conc. / IS Area)
Curve type: 2nd Order, Origin: Exclude, Weighting: 1/x, Axis trans: None

	#	Name	Type	Std. Conc	RT	Area	IS Area	Response	Conc.	%Dev	Conc. Flag	CoD	CoD Flag	x=excluded
1	1	180918M2_2	Standard	0.250	4.59	688.334	25699.475	0.335	0.3	12.0	NO	1.000	NO	bb
2	2	180918M2_3	Standard	0.500	4.59	1056.262	26064.502	0.507	0.4	-14.0	NO	1.000	NO	bd
3	3	180918M2_4	Standard	1.000	4.58	2570.934	26032.551	1.234	1.1	6.6	NO	1.000	NO	bb
4	4	180918M2_5	Standard	2.000	4.58	4717.007	26568.031	2.219	1.9	-3.7	NO	1.000	NO	MM
5	5	180918M2_6	Standard	5.000	4.59	11788.129	25097.168	5.871	5.1	2.3	NO	1.000	NO	bb
6	6	180918M2_7	Standard	10.000	4.59	23617.250	26257.830	11.243	9.8	-2.0	NO	1.000	NO	bb
7	7	180918M2_8	Standard	50.000	4.59	112627.672	24338.061	57.845	50.5	1.0	NO	1.000	NO	bb
8	8	180918M2_9	Standard	100.000	4.58	219721.344	25049.604	109.643	95.7	-4.3	NO	1.000	NO	bb
9	9	180918M2_10	Standard	250.000	4.59	527956.313	22510.541	293.172	256.2	2.5	NO	1.000	NO	bb
10	10	180918M2_11	Standard	500.000	4.59	941640.563	20676.668	569.265	497.7	-0.5	NO	1.000	NO	MM

Dataset: F:\Projects\PFAS.PRO\Results\180918M2\180918M2-CRV.qld

Last Altered: Wednesday, September 19, 2018 09:27:22 Pacific Daylight Time
Printed: Wednesday, September 19, 2018 09:48:25 Pacific Daylight Time

Compound name: PFOSA
Coefficient of Determination: R^2 = 0.998668
Calibration curve: 7.89975e-005 * x^2 + 1.0854 * x + -0.0129573
Response type: Internal Std (Ref 46), Area * (IS Conc. / IS Area)
Curve type: 2nd Order, Origin: Exclude, Weighting: 1/x, Axis trans: None

	#	Name	Type	Std. Conc	RT	Area	IS Area	Response	Conc.	%Dev	Conc. Flag	CoD	CoD Flag	x=excluded
1	1	180918M2_2	Standard	0.250	4.65	121.733	5356.803	0.284	0.3	9.5	NO	0.999	NO	bb
2	2	180918M2_3	Standard	0.500	4.65	254.014	5370.000	0.591	0.6	11.3	NO	0.999	NO	bb
3	3	180918M2_4	Standard	1.000	4.65	410.048	5456.763	0.939	0.9	-12.3	NO	0.999	NO	bb
4	4	180918M2_5	Standard	2.000	4.65	896.147	5667.637	1.976	1.8	-8.4	NO	0.999	NO	MM
5	5	180918M2_6	Standard	5.000	4.65	2400.909	5336.286	5.624	5.2	3.8	NO	0.999	NO	bb
6	6	180918M2_7	Standard	10.000	4.65	4788.646	5492.844	10.897	10.0	0.4	NO	0.999	NO	bb
7	7	180918M2_8	Standard	50.000	4.65	22834.396	5310.205	53.751	49.4	-1.3	NO	0.999	NO	bb
8	8	180918M2_9	Standard	100.000	4.65	44509.609	5484.109	101.451	92.9	-7.1	NO	0.999	NO	bb
9	9	180918M2_10	Standard	250.000	4.65	108514.898	4676.160	290.075	262.3	4.9	NO	0.999	NO	bd
10	10	180918M2_11	Standard	500.000	4.65	197635.219	4433.822	557.181	495.5	-0.9	NO	0.999	NO	bb

Compound name: L-PFOS
Coefficient of Determination: R^2 = 0.999495
Calibration curve: 3.68662e-005 * x^2 + 0.996831 * x + 0.00959016
Response type: Internal Std (Ref 47), Area * (IS Conc. / IS Area)
Curve type: 2nd Order, Origin: Include, Weighting: 1/x, Axis trans: None

	#	Name	Type	Std. Conc	RT	Area	IS Area	Response	Conc.	%Dev	Conc. Flag	CoD	CoD Flag	x=excluded
1	1	180918M2_2	Standard	0.250	4.67	108.311	4320.967	0.313	0.3	21.9	NO	0.999	NO	MM
2	2	180918M2_3	Standard	0.500	4.68	151.986	4371.984	0.435	0.4	-14.7	NO	0.999	NO	MM
3	3	180918M2_4	Standard	1.000	4.67	327.226	4148.968	0.986	1.0	-2.1	NO	0.999	NO	MM
4	4	180918M2_5	Standard	2.000	4.67	628.542	4117.358	1.908	1.9	-4.8	NO	0.999	NO	MM
5	5	180918M2_6	Standard	5.000	4.67	1644.959	4054.365	5.072	5.1	1.5	NO	0.999	NO	MM
6	6	180918M2_7	Standard	10.000	4.67	3254.467	4140.319	9.826	9.8	-1.6	NO	0.999	NO	MM
7	7	180918M2_8	Standard	50.000	4.67	16346.688	4004.875	51.021	51.1	2.2	NO	0.999	NO	MM
8	8	180918M2_9	Standard	100.000	4.67	33534.828	4031.451	103.979	103.9	3.9	NO	0.999	NO	MM
9	9	180918M2_10	Standard	250.000	4.67	76103.805	3902.989	243.736	242.3	-3.1	NO	0.999	NO	MM
10	10	180918M2_11	Standard	500.000	4.67	141118.906	3454.419	510.646	502.9	0.6	NO	0.999	NO	MM

Dataset: F:\Projects\PFAS.PRO\Results\180918M2\180918M2-CRV.qld

Last Altered: Wednesday, September 19, 2018 09:27:22 Pacific Daylight Time
Printed: Wednesday, September 19, 2018 09:48:25 Pacific Daylight Time

Compound name: PFDA
Coefficient of Determination: R^2 = 0.999841
Calibration curve: -0.000172959 * x^2 + 1.27083 * x + 0.0329564
Response type: Internal Std (Ref 48), Area * (IS Conc. / IS Area)
Curve type: 2nd Order, Origin: Exclude, Weighting: 1/x, Axis trans: None

	#	Name	Type	Std. Conc	RT	Area	IS Area	Response	Conc.	%Dev	Conc. Flag	CoD	CoD Flag	x=excluded
1	1	180918M2_2	Standard	0.250	4.97	717.666	25430.236	0.353	0.3	0.7	NO	1.000	NO	bb
2	2	180918M2_3	Standard	0.500	4.97	1327.712	24285.201	0.683	0.5	2.4	NO	1.000	NO	bd
3	3	180918M2_4	Standard	1.000	4.96	2619.849	25401.541	1.289	1.0	-1.1	NO	1.000	NO	bd
4	4	180918M2_5	Standard	2.000	4.96	5199.061	25652.703	2.533	2.0	-1.6	NO	1.000	NO	bd
5	5	180918M2_6	Standard	5.000	4.97	11449.967	24371.670	5.873	4.6	-8.0	NO	1.000	NO	bb
6	6	180918M2_7	Standard	10.000	4.97	25483.191	23144.561	13.763	10.8	8.2	NO	1.000	NO	bd
7	7	180918M2_8	Standard	50.000	4.97	123123.023	24203.502	63.587	50.4	0.7	NO	1.000	NO	bb
8	8	180918M2_9	Standard	100.000	4.97	232575.141	23550.609	123.444	98.4	-1.6	NO	1.000	NO	bb
9	9	180918M2_10	Standard	250.000	4.96	545468.938	22117.174	308.284	251.1	0.5	NO	1.000	NO	bb
10	10	180918M2_11	Standard	500.000	4.97	986905.563	20843.359	591.859	499.7	-0.1	NO	1.000	NO	bb

Compound name: 8:2 FTS
Coefficient of Determination: R^2 = 0.999170
Calibration curve: -0.00514809 * x^2 + 1.54937 * x + -0.00372973
Response type: Internal Std (Ref 49), Area * (IS Conc. / IS Area)
Curve type: 2nd Order, Origin: Exclude, Weighting: 1/x, Axis trans: None

	#	Name	Type	Std. Conc	RT	Area	IS Area	Response	Conc.	%Dev	Conc. Flag	CoD	CoD Flag	x=excluded
1	1	180918M2_2	Standard	0.250	4.94	115.623	3354.815	0.431	0.3	12.3	NO	0.999	NO	bb
2	2	180918M2_3	Standard	0.500	4.94	193.662	3403.122	0.711	0.5	-7.6	NO	0.999	NO	bb
3	3	180918M2_4	Standard	1.000	4.93	410.276	3493.738	1.468	1.0	-4.7	NO	0.999	NO	bb
4	4	180918M2_5	Standard	2.000	4.93	901.154	3421.563	3.292	2.1	7.1	NO	0.999	NO	MM
5	5	180918M2_6	Standard	5.000	4.93	1968.879	3366.369	7.311	4.8	-4.1	NO	0.999	NO	MM
6	6	180918M2_7	Standard	10.000	4.93	3982.588	3498.948	14.228	9.5	-5.2	NO	0.999	NO	bb
7	7	180918M2_8	Standard	50.000	4.93	19344.029	3649.533	66.255	51.6	3.2	NO	0.999	NO	bd
8	8	180918M2_9	Standard	100.000	4.93	36651.074	4460.544	102.709	98.6	-1.4	NO	0.999	NO	bb
9	9	180918M2_10	Standard	250.000	4.93	81564.531	5568.307	183.100			NO	0.999	NO	bdXI
10	10	180918M2_11	Standard	500.000	4.93	141801.859	7918.970	223.833			NO	0.999	NO	bbXI

Dataset: F:\Projects\PFAS.PRO\Results\180918M2\180918M2-CRV.qld

Last Altered: Wednesday, September 19, 2018 09:27:22 Pacific Daylight Time
Printed: Wednesday, September 19, 2018 09:48:25 Pacific Daylight Time

Compound name: PFNS
Coefficient of Determination: R^2 = 0.999227
Calibration curve: -1.43383e-005 * x^2 + 0.73082 * x + -0.0387621
Response type: Internal Std (Ref 47), Area * (IS Conc. / IS Area)
Curve type: 2nd Order, Origin: Exclude, Weighting: 1/x, Axis trans: None

	#	Name	Type	Std. Conc	RT	Area	IS Area	Response	Conc.	%Dev	Conc. Flag	CoD	CoD Flag	x=excluded
1	1	180918M2_2	Standard	0.250	5.04	39.316	4320.967	0.114	0.2	-16.5	NO	0.999	NO	bb
2	2	180918M2_3	Standard	0.500	5.04	117.701	4371.984	0.337	0.5	2.7	NO	0.999	NO	bb
3	3	180918M2_4	Standard	1.000	5.03	217.630	4148.968	0.656	1.0	-5.0	NO	0.999	NO	bb
4	4	180918M2_5	Standard	2.000	5.03	526.646	4117.358	1.599	2.2	12.0	NO	0.999	NO	bb
5	5	180918M2_6	Standard	5.000	5.04	1220.272	4054.365	3.762	5.2	4.0	NO	0.999	NO	bb
6	6	180918M2_7	Standard	10.000	5.03	2330.197	4140.319	7.035	9.7	-3.2	NO	0.999	NO	bb
7	7	180918M2_8	Standard	50.000	5.03	12545.237	4004.875	39.156	53.7	7.4	NO	0.999	NO	bb
8	8	180918M2_9	Standard	100.000	5.03	23830.068	4031.451	73.888	101.4	1.4	NO	0.999	NO	bb
9	9	180918M2_10	Standard	250.000	5.03	54727.695	3902.989	175.275	241.0	-3.6	NO	0.999	NO	bb
10	10	180918M2_11	Standard	500.000	5.04	100750.211	3454.419	364.570	503.9	0.8	NO	0.999	NO	bb

Compound name: L-MeFOSAA
Coefficient of Determination: R^2 = 0.999909
Calibration curve: -0.000376701 * x^2 + 1.42245 * x + -0.0711837
Response type: Internal Std (Ref 50), Area * (IS Conc. / IS Area)
Curve type: 2nd Order, Origin: Include, Weighting: 1/x, Axis trans: None

	#	Name	Type	Std. Conc	RT	Area	IS Area	Response	Conc.	%Dev	Conc. Flag	CoD	CoD Flag	x=excluded
1	1	180918M2_2	Standard	0.250	5.12	155.809	7546.535	0.258	0.2	-7.4	NO	1.000	NO	MM
2	2	180918M2_3	Standard	0.500	5.12	331.852	7566.316	0.548	0.4	-12.9	NO	1.000	NO	MM
3	3	180918M2_4	Standard	1.000	5.12	801.375	7637.164	1.312	1.0	-2.8	NO	1.000	NO	MM
4	4	180918M2_5	Standard	2.000	5.12	1743.552	7291.777	2.989	2.2	7.6	NO	1.000	NO	MM
5	5	180918M2_6	Standard	5.000	5.12	3990.647	7341.309	6.795	4.8	-3.3	NO	1.000	NO	MM
6	6	180918M2_7	Standard	10.000	5.12	8513.855	7551.122	14.094	10.0	-0.2	NO	1.000	NO	MM
7	7	180918M2_8	Standard	50.000	5.12	39004.129	7102.398	68.646	48.9	-2.1	NO	1.000	NO	MM
8	8	180918M2_9	Standard	100.000	5.12	77172.094	6924.486	139.310	100.7	0.7	NO	1.000	NO	MM
9	9	180918M2_10	Standard	250.000	5.12	182756.063	6848.256	333.581	251.3	0.5	NO	1.000	NO	MM
10	10	180918M2_11	Standard	500.000	5.12	330758.000	6710.121	616.155	499.2	-0.2	NO	1.000	NO	MM

Dataset: F:\Projects\PFAS.PRO\Results\180918M2\180918M2-CRV.qld

Last Altered: Wednesday, September 19, 2018 09:27:22 Pacific Daylight Time
Printed: Wednesday, September 19, 2018 09:48:25 Pacific Daylight Time

Compound name: L-EtFOSAA
Coefficient of Determination: R^2 = 0.999684
Calibration curve: -9.98691e-005 * x^2 + 1.05248 * x + -0.0291979
Response type: Internal Std (Ref 52), Area * (IS Conc. / IS Area)
Curve type: 2nd Order, Origin: Exclude, Weighting: 1/x, Axis trans: None

	#	Name	Type	Std. Conc	RT	Area	IS Area	Response	Conc.	%Dev	Conc. Flag	CoD	CoD Flag	x=excluded
1	1	180918M2_2	Standard	0.250	5.28	133.772	8828.639	0.189	0.2	-16.9	NO	1.000	NO	MM
2	2	180918M2_3	Standard	0.500	5.29	389.229	8338.661	0.583	0.6	16.4	NO	1.000	NO	MM
3	3	180918M2_4	Standard	1.000	5.28	722.543	8546.139	1.057	1.0	3.2	NO	1.000	NO	MM
4	4	180918M2_5	Standard	2.000	5.28	1511.125	9143.192	2.066	2.0	-0.4	NO	1.000	NO	MM
5	5	180918M2_6	Standard	5.000	5.28	3564.964	8614.854	5.173	4.9	-1.1	NO	1.000	NO	MM
6	6	180918M2_7	Standard	10.000	5.28	7200.023	8334.097	10.799	10.3	3.0	NO	1.000	NO	MM
7	7	180918M2_8	Standard	50.000	5.28	33068.414	8335.292	49.591	47.4	-5.3	NO	1.000	NO	MM
8	8	180918M2_9	Standard	100.000	5.28	65365.828	7870.159	103.819	99.6	-0.4	NO	1.000	NO	MM
9	9	180918M2_10	Standard	250.000	5.28	144557.375	6901.619	261.818	255.0	2.0	NO	1.000	NO	MM
10	10	180918M2_11	Standard	500.000	5.28	250501.703	6273.703	499.111	497.8	-0.4	NO	1.000	NO	MM

Dataset: F:\Projects\PFAS.PRO\Results\180918M2\180918M2-CRV.qld

Last Altered: Wednesday, September 19, 2018 09:27:22 Pacific Daylight Time
Printed: Wednesday, September 19, 2018 09:48:40 Pacific Daylight Time

Method: F:\Projects\PFAS.PRO\MethDB\PFAS_FULL_80C_091818_B.mdb 19 Sep 2018 09:27:20
Calibration: F:\Projects\PFAS.PRO\CurveDB\C18_VAL-PFAS_Q4_09-18-18.cdb 19 Sep 2018 09:23:23

Compound name: PFUdA
Coefficient of Determination: R^2 = 0.999782
Calibration curve: -0.00022561 * x^2 + 0.977705 * x + 0.0106664
Response type: Internal Std (Ref 51), Area * (IS Conc. / IS Area)
Curve type: 2nd Order, Origin: Exclude, Weighting: 1/x, Axis trans: None

	#	Name	Type	Std. Conc	RT	Area	IS Area	Response	Conc.	%Dev	Conc. Flag	CoD	CoD Flag	x=excluded
1	1	180918M2_2	Standard	0.250	5.30	670.702	31652.908	0.265	0.3	4.0	NO	1.000	NO	MM
2	2	180918M2_3	Standard	0.500	5.30	1393.787	32079.701	0.543	0.5	8.9	NO	1.000	NO	bd
3	3	180918M2_4	Standard	1.000	5.29	2473.234	32686.990	0.946	1.0	-4.3	NO	1.000	NO	MM
4	4	180918M2_5	Standard	2.000	5.29	5155.377	32475.420	1.984	2.0	1.0	NO	1.000	NO	MM
5	5	180918M2_6	Standard	5.000	5.29	11711.752	31827.672	4.600	4.7	-6.0	NO	1.000	NO	bb
6	6	180918M2_7	Standard	10.000	5.29	24516.813	31812.545	9.633	9.9	-1.4	NO	1.000	NO	bb
7	7	180918M2_8	Standard	50.000	5.29	117167.109	31229.922	46.897	48.5	-3.0	NO	1.000	NO	bb
8	8	180918M2_9	Standard	100.000	5.29	226301.391	29832.650	94.821	99.2	-0.8	NO	1.000	NO	bb
9	9	180918M2_10	Standard	250.000	5.29	515807.344	27456.953	234.825	255.2	2.1	NO	1.000	NO	bb
10	10	180918M2_11	Standard	500.000	5.29	929267.938	26981.842	430.506	497.4	-0.5	NO	1.000	NO	bb

Compound name: PFDS
Coefficient of Determination: R^2 = 0.999816
Calibration curve: -3.78398e-005 * x^2 + 1.02218 * x + -0.041889
Response type: Internal Std (Ref 47), Area * (IS Conc. / IS Area)
Curve type: 2nd Order, Origin: Exclude, Weighting: 1/x, Axis trans: None

	#	Name	Type	Std. Conc	RT	Area	IS Area	Response	Conc.	%Dev	Conc. Flag	CoD	CoD Flag	x=excluded
1	1	180918M2_2	Standard	0.250	5.35	70.348	4320.967	0.204	0.2	-4.0	NO	1.000	NO	bb
2	2	180918M2_3	Standard	0.500	5.35	143.656	4371.984	0.411	0.4	-11.4	NO	1.000	NO	bb
3	3	180918M2_4	Standard	1.000	5.34	351.637	4148.968	1.059	1.1	7.7	NO	1.000	NO	bb
4	4	180918M2_5	Standard	2.000	5.34	672.297	4117.358	2.041	2.0	1.9	NO	1.000	NO	bb
5	5	180918M2_6	Standard	5.000	5.35	1713.198	4054.365	5.282	5.2	4.2	NO	1.000	NO	bb
6	6	180918M2_7	Standard	10.000	5.35	3372.169	4140.319	10.181	10.0	0.0	NO	1.000	NO	bb
7	7	180918M2_8	Standard	50.000	5.35	16495.484	4004.875	51.486	50.5	1.0	NO	1.000	NO	bb
8	8	180918M2_9	Standard	100.000	5.35	33499.898	4031.451	103.870	102.0	2.0	NO	1.000	NO	bd
9	9	180918M2_10	Standard	250.000	5.35	77550.102	3902.989	248.368	245.2	-1.9	NO	1.000	NO	bb
10	10	180918M2_11	Standard	500.000	5.35	139145.547	3454.419	503.506	501.9	0.4	NO	1.000	NO	bb

Dataset: F:\Projects\PFAS.PRO\Results\180918M2\180918M2-CRV.qld

Last Altered: Wednesday, September 19, 2018 09:27:22 Pacific Daylight Time
Printed: Wednesday, September 19, 2018 09:48:40 Pacific Daylight Time

Compound name: PFDoA
Coefficient of Determination: R^2 = 0.999937
Calibration curve: -0.000135217 * x^2 + 1.24111 * x + 0.07397
Response type: Internal Std (Ref 53), Area * (IS Conc. / IS Area)
Curve type: 2nd Order, Origin: Exclude, Weighting: 1/x, Axis trans: None

	#	Name	Type	Std. Conc	RT	Area	IS Area	Response	Conc.	%Dev	Conc. Flag	CoD	CoD Flag	x=excluded
1	1	180918M2_2	Standard	0.250	5.59	917.559	29594.963	0.388	0.3	1.1	NO	1.000	NO	MM
2	2	180918M2_3	Standard	0.500	5.58	1515.162	28562.137	0.663	0.5	-5.1	NO	1.000	NO	bd
3	3	180918M2_4	Standard	1.000	5.58	3100.685	30635.736	1.265	1.0	-4.0	NO	1.000	NO	dd
4	4	180918M2_5	Standard	2.000	5.58	6493.828	29713.826	2.732	2.1	7.1	NO	1.000	NO	bd
5	5	180918M2_6	Standard	5.000	5.58	14542.497	28782.883	6.316	5.0	0.6	NO	1.000	NO	bd
6	6	180918M2_7	Standard	10.000	5.58	30209.537	29747.686	12.694	10.2	1.8	NO	1.000	NO	bd
7	7	180918M2_8	Standard	50.000	5.58	141410.516	28955.582	61.046	49.4	-1.2	NO	1.000	NO	bb
8	8	180918M2_9	Standard	100.000	5.58	275985.281	28373.922	121.584	99.0	-1.0	NO	1.000	NO	bb
9	9	180918M2_10	Standard	250.000	5.58	639261.813	26239.576	304.531	252.2	0.9	NO	1.000	NO	bb
10	10	180918M2_11	Standard	500.000	5.58	1195089.750	25499.938	585.830	499.1	-0.2	NO	1.000	NO	bb

Compound name: N-MeFOSA
Coefficient of Determination: R^2 = 0.999935
Calibration curve: -7.83581e-005 * x^2 + 1.00313 * x + -0.214521
Response type: Internal Std (Ref 54), Area * (IS Conc. / IS Area)
Curve type: 2nd Order, Origin: Include, Weighting: 1/x, Axis trans: None

	#	Name	Type	Std. Conc	RT	Area	IS Area	Response	Conc.	%Dev	Conc. Flag	CoD	CoD Flag	x=excluded
1	1	180918M2_2	Standard	1.250	5.71	127.558	20112.895	0.951	1.2	-7.0	NO	1.000	NO	bb
2	2	180918M2_3	Standard	2.500	5.71	293.952	19979.063	2.207	2.4	-3.4	NO	1.000	NO	bb
3	3	180918M2_4	Standard	5.000	5.70	624.904	20176.852	4.646	4.8	-3.1	NO	1.000	NO	bb
4	4	180918M2_5	Standard	10.000	5.71	1286.621	20385.416	9.467	9.7	-3.4	NO	1.000	NO	MM
5	5	180918M2_6	Standard	25.000	5.71	3306.104	20622.078	24.048	24.2	-3.1	NO	1.000	NO	bb
6	6	180918M2_7	Standard	50.000	5.70	6749.123	20022.865	50.561	50.8	1.6	NO	1.000	NO	bb
7	7	180918M2_8	Standard	250.000	5.71	33115.496	19821.619	250.601	255.1	2.0	NO	1.000	NO	bb
8	8	180918M2_9	Standard	500.000	5.71	62259.633	19494.707	479.050	497.1	-0.6	NO	1.000	NO	bb
9	9	180918M2_10	Standard	1250.000	5.71	143797.500	19122.305	1127.982	1245.9	-0.3	NO	1.000	NO	bb
10	10	180918M2_11	Standard	2500.000	5.71	254760.438	18922.014	2019.556	2502.8	0.1	NO	1.000	NO	bb

Dataset: F:\Projects\PFAS.PRO\Results\180918M2\180918M2-CRV.qld

Last Altered: Wednesday, September 19, 2018 09:27:22 Pacific Daylight Time
Printed: Wednesday, September 19, 2018 09:48:40 Pacific Daylight Time

Compound name: PFTrDA
Coefficient of Determination: R^2 = 0.999752
Calibration curve: -0.000242891 * x^2 + 1.31169 * x + 0.0172743
Response type: Internal Std (Ref 53), Area * (IS Conc. / IS Area)
Curve type: 2nd Order, Origin: Exclude, Weighting: 1/x, Axis trans: None

	#	Name	Type	Std. Conc.	RT	Area	IS Area	Response	Conc.	%Dev	Conc. Flag	CoD	CoD Flag	x=excluded
1	1	180918M2_2	Standard	0.250	5.84	874.318	29594.963	0.369	0.3	7.4	NO	1.000	NO	bb
2	2	180918M2_3	Standard	0.500	5.84	1637.083	28562.137	0.716	0.5	6.6	NO	1.000	NO	bb
3	3	180918M2_4	Standard	1.000	5.83	3093.470	30635.736	1.262	0.9	-5.1	NO	1.000	NO	bb
4	4	180918M2_5	Standard	2.000	5.83	6054.973	29713.826	2.547	1.9	-3.5	NO	1.000	NO	bb
5	5	180918M2_6	Standard	5.000	5.83	14789.995	28782.883	6.423	4.9	-2.2	NO	1.000	NO	bb
6	6	180918M2_7	Standard	10.000	5.83	30960.162	29747.686	13.009	9.9	-0.8	NO	1.000	NO	bb
7	7	180918M2_8	Standard	50.000	5.83	147004.125	28955.582	63.461	48.8	-2.4	NO	1.000	NO	bb
8	8	180918M2_9	Standard	100.000	5.83	287069.094	28373.922	126.467	98.2	-1.8	NO	1.000	NO	bb
9	9	180918M2_10	Standard	250.000	5.83	671430.063	26239.576	319.856	256.0	2.4	NO	1.000	NO	bb
10	10	180918M2_11	Standard	500.000	5.84	1208104.875	25499.938	592.210	497.3	-0.5	NO	1.000	NO	bb

Compound name: PFTeDA
Coefficient of Determination: R^2 = 0.999922
Calibration curve: -0.000927041 * x^2 + 1.74996 * x + 0.0603895
Response type: Internal Std (Ref 55), Area * (IS Conc. / IS Area)
Curve type: 2nd Order, Origin: Exclude, Weighting: 1/x, Axis trans: None

	#	Name	Type	Std. Conc	RT	Area	IS Area	Response	Conc.	%Dev	Conc. Flag	CoD	CoD Flag	x=excluded
1	1	180918M2_2	Standard	0.250	6.06	771.681	19749.900	0.488	0.2	-2.2	NO	1.000	NO	bb
2	2	180918M2_3	Standard	0.500	6.06	1445.875	20248.537	0.893	0.5	-4.9	NO	1.000	NO	MM
3	3	180918M2_4	Standard	1.000	6.05	2923.947	19203.129	1.903	1.1	5.4	NO	1.000	NO	bb
4	4	180918M2_5	Standard	2.000	6.05	5819.453	19636.488	3.704	2.1	4.2	NO	1.000	NO	MM
5	5	180918M2_6	Standard	5.000	6.05	13107.662	19923.699	8.224	4.7	-6.5	NO	1.000	NO	bb
6	6	180918M2_7	Standard	10.000	6.05	28553.244	19693.559	18.123	10.4	3.8	NO	1.000	NO	bb
7	7	180918M2_8	Standard	50.000	6.05	134121.578	19652.236	85.309	50.0	0.1	NO	1.000	NO	bb
8	8	180918M2_9	Standard	100.000	6.06	264619.625	19885.488	166.340	100.4	0.4	NO	1.000	NO	bb
9	9	180918M2_10	Standard	250.000	6.05	605642.813	20025.168	378.051	248.8	-0.5	NO	1.000	NO	bb
10	10	180918M2_11	Standard	500.000	6.06	1090891.125	21176.344	643.933	500.8	0.2	NO	1.000	NO	bb

Dataset: F:\Projects\PFAS.PRO\Results\180918M2\180918M2-CRV.qld

Last Altered: Wednesday, September 19, 2018 09:27:22 Pacific Daylight Time
Printed: Wednesday, September 19, 2018 09:48:40 Pacific Daylight Time

Compound name: N-EtFOSA
Coefficient of Determination: R^2 = 0.999941
Calibration curve: -3.4962e-005 * x^2 + 0.871171 * x + 0.082912
Response type: Internal Std (Ref 56), Area * (IS Conc. / IS Area)
Curve type: 2nd Order, Origin: Exclude, Weighting: 1/x, Axis trans: None

	#	Name	Type	Std. Conc	RT	Area	IS Area	Response	Conc.	%Dev	Conc. Flag	CoD	CoD Flag	x=excluded
1	1	180918M2_2	Standard	1.250	6.15	204.196	23802.203	1.287	1.4	10.6	NO	1.000	NO	bb
2	2	180918M2_3	Standard	2.500	6.14	323.891	24627.863	1.973	2.2	-13.2	NO	1.000	NO	bb
3	3	180918M2_4	Standard	5.000	6.14	701.988	24162.170	4.358	4.9	-1.8	NO	1.000	NO	bb
4	4	180918M2_5	Standard	10.000	6.14	1492.006	24665.846	9.073	10.3	3.2	NO	1.000	NO	bb
5	5	180918M2_6	Standard	25.000	6.14	3391.078	23162.287	21.961	25.1	0.6	NO	1.000	NO	bb
6	6	180918M2_7	Standard	50.000	6.14	7084.260	24020.277	44.239	50.8	1.6	NO	1.000	NO	MM
7	7	180918M2_8	Standard	250.000	6.14	34519.652	24062.021	215.192	249.4	-0.2	NO	1.000	NO	db
8	8	180918M2_9	Standard	500.000	6.14	65946.398	23466.240	421.540	493.6	-1.3	NO	1.000	NO	bb
9	9	180918M2_10	Standard	1250.000	6.14	150237.938	21621.137	1042.299	1260.1	0.8	NO	1.000	NO	db
10	10	180918M2_11	Standard	2500.000	6.14	263939.094	20233.791	1956.671	2495.9	-0.2	NO	1.000	NO	bb

Compound name: PFHxDA
Coefficient of Determination: R^2 = 0.999776
Calibration curve: -0.000273295 * x^2 + 0.634673 * x + 0.0509784
Response type: Internal Std (Ref 57), Area * (IS Conc. / IS Area)
Curve type: 2nd Order, Origin: Exclude, Weighting: 1/x, Axis trans: None

	#	Name	Type	Std. Conc	RT	Area	IS Area	Response	Conc.	%Dev	Conc. Flag	CoD	CoD Flag	x=excluded
1	1	180918M2_2	Standard	0.250	6.41	520.450	11215.291	0.232	0.3	14.1	NO	1.000	NO	bb
2	2	180918M2_3	Standard	0.500	6.41	875.483	11983.977	0.365	0.5	-0.9	NO	1.000	NO	MM
3	3	180918M2_4	Standard	1.000	6.41	1598.791	11508.365	0.695	1.0	1.5	NO	1.000	NO	MM
4	4	180918M2_5	Standard	2.000	6.41	2953.700	11613.107	1.272	1.9	-3.8	NO	1.000	NO	MM
5	5	180918M2_6	Standard	5.000	6.41	6998.904	11601.707	3.016	4.7	-6.4	NO	1.000	NO	MM
6	6	180918M2_7	Standard	10.000	6.41	14984.470	12173.400	6.155	9.7	-3.4	NO	1.000	NO	bb
7	7	180918M2_8	Standard	50.000	6.41	69977.688	11662.354	30.002	48.2	-3.6	NO	1.000	NO	bb
8	8	180918M2_9	Standard	100.000	6.41	146915.984	11843.742	62.023	102.1	2.1	NO	1.000	NO	bb
9	9	180918M2_10	Standard	250.000	6.41	330026.438	11580.131	142.497	251.7	0.7	NO	1.000	NO	bb
10	10	180918M2_11	Standard	500.000	6.41	590693.813	11885.036	248.503	498.5	-0.3	NO	1.000	NO	bb

Dataset: F:\Projects\PFAS.PRO\Results\180918M2\180918M2-CRV.qld

Last Altered: Wednesday, September 19, 2018 09:27:22 Pacific Daylight Time
Printed: Wednesday, September 19, 2018 09:48:40 Pacific Daylight Time

Compound name: PFODA
Coefficient of Determination: R^2 = 0.999761
Calibration curve: -0.000295457 * x^2 + 0.908032 * x + 0.0349602
Response type: Internal Std (Ref 57), Area * (IS Conc. / IS Area)
Curve type: 2nd Order, Origin: Include, Weighting: 1/x, Axis trans: None

	#	Name	Type	Std. Conc	RT	Area	IS Area	Response	Conc.	%Dev	Conc. Flag	CoD	CoD Flag	x=excluded
1	1	180918M2_2	Standard	0.250	6.65	637.669	11215.291	0.284	0.3	9.8	NO	1.000	NO	MM
2	2	180918M2_3	Standard	0.500	6.65	1082.911	11983.977	0.452	0.5	-8.2	NO	1.000	NO	MM
3	3	180918M2_4	Standard	1.000	6.65	2283.862	11508.365	0.992	1.1	5.5	NO	1.000	NO	MM
4	4	180918M2_5	Standard	2.000	6.65	4457.955	11613.107	1.919	2.1	3.8	NO	1.000	NO	bb
5	5	180918M2_6	Standard	5.000	6.65	10745.480	11601.707	4.631	5.1	1.4	NO	1.000	NO	MM
6	6	180918M2_7	Standard	10.000	6.65	22246.090	12173.400	9.137	10.1	0.6	NO	1.000	NO	bb
7	7	180918M2_8	Standard	50.000	6.65	107436.875	11662.354	46.061	51.6	3.1	NO	1.000	NO	bb
8	8	180918M2_9	Standard	100.000	6.65	210257.172	11843.742	88.763	101.0	1.0	NO	1.000	NO	bb
9	9	180918M2_10	Standard	250.000	6.65	473121.500	11580.131	204.282	244.4	-2.3	NO	1.000	NO	bb
10	10	180918M2_11	Standard	500.000	6.65	908064.563	11885.036	382.020	503.0	0.6	NO	1.000	NO	bb

Compound name: N-MeFOSE
Coefficient of Determination: R^2 = 0.999895
Calibration curve: -3.53248e-006 * x^2 + 0.932841 * x + -0.0520129
Response type: Internal Std (Ref 58), Area * (IS Conc. / IS Area)
Curve type: 2nd Order, Origin: Exclude, Weighting: 1/x, Axis trans: None

	#	Name	Type	Std. Conc	RT	Area	IS Area	Response	Conc.	%Dev	Conc. Flag	CoD	CoD Flag	x=excluded
1	1	180918M2_2	Standard	1.250	6.35	156.694	16740.328	1.404	1.6	24.9	NO	1.000	NO	bb
2	2	180918M2_3	Standard	2.500	6.35	230.128	16883.648	2.045	2.2	-10.1	NO	1.000	NO	bb
3	3	180918M2_4	Standard	5.000	6.35	490.843	16608.641	4.433	4.8	-3.8	NO	1.000	NO	bb
4	4	180918M2_5	Standard	10.000	6.35	1003.962	17350.705	8.679	9.4	-6.4	NO	1.000	NO	bb
5	5	180918M2_6	Standard	25.000	6.35	2544.648	16900.146	22.585	24.3	-2.9	NO	1.000	NO	bb
6	6	180918M2_7	Standard	50.000	6.35	5247.676	16924.301	46.510	49.9	-0.2	NO	1.000	NO	bb
7	7	180918M2_8	Standard	250.000	6.35	26270.486	17388.117	226.624	243.2	-2.7	NO	1.000	NO	bb
8	8	180918M2_9	Standard	500.000	6.35	52741.461	16890.508	468.383	503.1	0.6	NO	1.000	NO	bb
9	9	180918M2_10	Standard	1250.000	6.35	129874.625	16648.711	1170.132	1260.4	0.8	NO	1.000	NO	bb
10	10	180918M2_11	Standard	2500.000	6.35	257007.281	16723.473	2305.209	2494.8	-0.2	NO	1.000	NO	bb

Dataset: F:\Projects\PFAS.PRO\Results\180918M2\180918M2-CRV.qld

Last Altered: Wednesday, September 19, 2018 09:27:22 Pacific Daylight Time
Printed: Wednesday, September 19, 2018 09:48:40 Pacific Daylight Time

Compound name: N-EtFOSE
Coefficient of Determination: R^2 = 0.999877
Calibration curve: -8.39208e-006 * x^2 + 1.11211 * x + 0.0525485
Response type: Internal Std (Ref 59), Area * (IS Conc. / IS Area)
Curve type: 2nd Order, Origin: Exclude, Weighting: 1/x, Axis trans: None

	#	Name	Type	Std. Conc	RT	Area	IS Area	Response	Conc.	%Dev	Conc. Flag	CoD	CoD Flag	x=excluded
1	1	180918M2_2	Standard	1.250	6.50	168.091	16440.832	1.534	1.3	6.5	NO	1.000	NO	bb
2	2	180918M2_3	Standard	2.500	6.50	312.822	16583.629	2.829	2.5	-0.1	NO	1.000	NO	MM
3	3	180918M2_4	Standard	5.000	6.50	658.794	17008.539	5.810	5.2	3.5	NO	1.000	NO	MM
4	4	180918M2_5	Standard	10.000	6.50	1279.676	17436.145	11.009	9.9	-1.5	NO	1.000	NO	bb
5	5	180918M2_6	Standard	25.000	6.50	2954.108	16340.185	27.118	24.3	-2.6	NO	1.000	NO	MM
6	6	180918M2_7	Standard	50.000	6.50	6250.525	17622.672	53.203	47.8	-4.4	NO	1.000	NO	MM
7	7	180918M2_8	Standard	250.000	6.50	30516.600	16896.207	270.918	244.0	-2.4	NO	1.000	NO	MM
8	8	180918M2_9	Standard	500.000	6.50	61979.305	16811.316	553.014	499.1	-0.2	NO	1.000	NO	bb
9	9	180918M2_10	Standard	1250.000	6.50	151488.422	16270.339	1396.607	1267.9	1.4	NO	1.000	NO	bb
10	10	180918M2_11	Standard	2500.000	6.50	300701.813	16588.643	2719.045	2491.7	-0.3	NO	1.000	NO	bb

Compound name: 13C3-PFBA
Response Factor: 0.751375
RRF SD: 0.0154906, Relative SD: 2.06163
Response type: Internal Std (Ref 60), Area * (IS Conc. / IS Area)
Curve type: RF

	#	Name	Type	Std. Conc	RT	Area	IS Area	Response	Conc.	%Dev	Conc. Flag	CoD	CoD Flag	x=excluded
1	1	180918M2_2	Standard	12.500	1.18	8045.236	10901.695	9.225	12.3	-1.8	NO		NO	bb
2	2	180918M2_3	Standard	12.500	1.19	7879.105	10528.688	9.354	12.4	-0.4	NO		NO	bb
3	3	180918M2_4	Standard	12.500	1.18	8190.516	10893.505	9.398	12.5	0.1	NO		NO	bb
4	4	180918M2_5	Standard	12.500	1.17	8009.276	10587.477	9.456	12.6	0.7	NO		NO	bb
5	5	180918M2_6	Standard	12.500	1.19	7834.103	10424.155	9.394	12.5	0.0	NO		NO	bb
6	6	180918M2_7	Standard	12.500	1.17	7907.520	10574.115	9.348	12.4	-0.5	NO		NO	bb
7	7	180918M2_8	Standard	12.500	1.18	8166.446	10721.090	9.521	12.7	1.4	NO		NO	bb
8	8	180918M2_9	Standard	12.500	1.18	8093.473	10373.990	9.752	13.0	3.8	NO		NO	bd
9	9	180918M2_10	Standard	12.500	1.18	7777.989	10269.054	9.468	12.6	0.8	NO		NO	bb
10	10	180918M2_11	Standard	12.500	1.18	7722.573	10719.813	9.005	12.0	-4.1	NO		NO	MM

Dataset: F:\Projects\PFAS.PRO\Results\180918M2\180918M2-CRV.qld

Last Altered: Wednesday, September 19, 2018 09:27:22 Pacific Daylight Time
Printed: Wednesday, September 19, 2018 09:48:40 Pacific Daylight Time

Compound name: 13C3-PFPeA
Response Factor: 0.563342
RRF SD: 0.0203203, Relative SD: 3.6071
Response type: Internal Std (Ref 61), Area * (IS Conc. / IS Area)
Curve type: RF

	#	Name	Type	Std. Conc	RT	Area	IS Area	Response	Conc.	%Dev	Conc. Flag	CoD	CoD Flag	x=excluded
1	1	180918M2_2	Standard	12.500	2.18	15382.819	27705.922	6.940	12.3	-1.4	NO		NO	bb
2	2	180918M2_3	Standard	12.500	2.18	15155.263	27949.744	6.778	12.0	-3.7	NO		NO	bb
3	3	180918M2_4	Standard	12.500	2.18	15867.899	28385.355	6.988	12.4	-0.8	NO		NO	bb
4	4	180918M2_5	Standard	12.500	2.18	15402.657	28082.322	6.856	12.2	-2.6	NO		NO	bb
5	5	180918M2_6	Standard	12.500	2.18	15123.266	26851.617	7.040	12.5	-0.0	NO		NO	bb
6	6	180918M2_7	Standard	12.500	2.18	15068.036	27786.303	6.779	12.0	-3.7	NO		NO	bb
7	7	180918M2_8	Standard	12.500	2.18	14971.602	26790.090	6.986	12.4	-0.8	NO		NO	bb
8	8	180918M2_9	Standard	12.500	2.18	14891.166	26231.486	7.096	12.6	0.8	NO		NO	bb
9	9	180918M2_10	Standard	12.500	2.18	14196.722	23930.684	7.416	13.2	5.3	NO		NO	bb
10	10	180918M2_11	Standard	12.500	2.18	13377.257	22177.232	7.540	13.4	7.1	NO		NO	bb

Compound name: 13C3-PFBS
Response Factor: 0.502585
RRF SD: 0.0211936, Relative SD: 4.21691
Response type: Internal Std (Ref 62), Area * (IS Conc. / IS Area)
Curve type: RF

	#	Name	Type	Std. Conc	RT	Area	IS Area	Response	Conc.	%Dev	Conc. Flag	CoD	CoD Flag	x=excluded
1	1	180918M2_2	Standard	12.500	2.48	1977.452	3994.528	6.188	12.3	-1.5	NO		NO	bd
2	2	180918M2_3	Standard	12.500	2.48	1911.616	3982.176	6.001	11.9	-4.5	NO		NO	bb
3	3	180918M2_4	Standard	12.500	2.48	2000.330	3779.848	6.615	13.2	5.3	NO		NO	bd
4	4	180918M2_5	Standard	12.500	2.48	2012.435	3714.921	6.771	13.5	7.8	NO		NO	bb
5	5	180918M2_6	Standard	12.500	2.48	1937.271	4031.847	6.006	12.0	-4.4	NO		NO	bb
6	6	180918M2_7	Standard	12.500	2.48	1874.271	3895.656	6.014	12.0	-4.3	NO		NO	bb
7	7	180918M2_8	Standard	12.500	2.48	1903.774	3775.382	6.303	12.5	0.3	NO		NO	bd
8	8	180918M2_9	Standard	12.500	2.48	1857.717	3781.958	6.140	12.2	-2.3	NO		NO	bb
9	9	180918M2_10	Standard	12.500	2.48	1730.967	3390.121	6.382	12.7	1.6	NO		NO	bb
10	10	180918M2_11	Standard	12.500	2.48	1603.387	3130.540	6.402	12.7	1.9	NO		NO	bb

Dataset: F:\Projects\PFAS.PRO\Results\180918M2\180918M2-CRV.qld

Last Altered: Wednesday, September 19, 2018 09:27:22 Pacific Daylight Time
Printed: Wednesday, September 19, 2018 09:48:40 Pacific Daylight Time

Compound name: 13C2-4:2 FTS
Response Factor: 1.09122
RRF SD: 0.0922374, Relative SD: 8.45265
Response type: Internal Std (Ref 62), Area * (IS Conc. / IS Area)
Curve type: RF

	#	Name	Type	Std. Conc	RT	Area	IS Area	Response	Conc.	%Dev	Conc. Flag	CoD	CoD Flag	x=excluded
1	1	180918M2_2	Standard	12.500	2.91	4056.877	3994.528	12.695	11.6	-6.9	NO		NO	bb
2	2	180918M2_3	Standard	12.500	2.91	4088.950	3982.176	12.835	11.8	-5.9	NO		NO	bb
3	3	180918M2_4	Standard	12.500	2.90	4008.544	3779.848	13.256	12.1	-2.8	NO		NO	bb
4	4	180918M2_5	Standard	12.500	2.90	4193.167	3714.921	14.109	12.9	3.4	NO		NO	bd
5	5	180918M2_6	Standard	12.500	2.91	4043.826	4031.847	12.537	11.5	-8.1	NO		NO	bb
6	6	180918M2_7	Standard	12.500	2.91	4152.935	3895.656	13.326	12.2	-2.3	NO		NO	bd
7	7	180918M2_8	Standard	12.500	2.90	4339.447	3775.382	14.368	13.2	5.3	NO		NO	bb
8	8	180918M2_9	Standard	12.500	2.90	4839.830	3781.958	15.996	14.7	17.3	NO		NO	bb
9	9	180918M2_10	Standard	12.500	2.90	5911.609	3390.121	21.797	20.0	59.8	NO		NO	bbX
10	10	180918M2_11	Standard	12.500	2.90	7776.555	3130.540	31.051	28.5	127.6	NO		NO	bdX

Compound name: 13C2-PFHxA
Response Factor: 0.943379
RRF SD: 0.0284515, Relative SD: 3.01591
Response type: Internal Std (Ref 61), Area * (IS Conc. / IS Area)
Curve type: RF

	#	Name	Type	Std. Conc	RT	Area	IS Area	Response	Conc.	%Dev	Conc. Flag	CoD	CoD Flag	x=excluded
1	1	180918M2_2	Standard	5.000	2.99	10371.288	27705.922	4.679	5.0	-0.8	NO		NO	bb
2	2	180918M2_3	Standard	5.000	2.99	10169.240	27949.744	4.548	4.8	-3.6	NO		NO	bb
3	3	180918M2_4	Standard	5.000	2.99	10488.014	28385.355	4.619	4.9	-2.1	NO		NO	bd
4	4	180918M2_5	Standard	5.000	2.98	10638.650	28082.322	4.735	5.0	0.4	NO		NO	bb
5	5	180918M2_6	Standard	5.000	2.99	10174.012	26851.617	4.736	5.0	0.4	NO		NO	bb
6	6	180918M2_7	Standard	5.000	2.99	10181.126	27786.303	4.580	4.9	-2.9	NO		NO	bb
7	7	180918M2_8	Standard	5.000	2.99	9937.611	26790.090	4.637	4.9	-1.7	NO		NO	bb
8	8	180918M2_9	Standard	5.000	2.99	10110.416	26231.486	4.818	5.1	2.1	NO		NO	bb
9	9	180918M2_10	Standard	5.000	2.99	9150.270	23930.684	4.780	5.1	1.3	NO		NO	bb
10	10	180918M2_11	Standard	5.000	2.99	8936.764	22177.232	5.037	5.3	6.8	NO		NO	bb

Dataset: F:\Projects\PFAS.PRO\Results\180918M2\180918M2-CRV.qld

Last Altered: Wednesday, September 19, 2018 09:27:22 Pacific Daylight Time
Printed: Wednesday, September 19, 2018 09:48:40 Pacific Daylight Time

Compound name: 13C4-PFHpA
Response Factor: 0.564325
RRF SD: 0.013545, Relative SD: 2.40021
Response type: Internal Std (Ref 61), Area * (IS Conc. / IS Area)
Curve type: RF

	#	Name	Type	Std. Conc	RT	Area	IS Area	Response	Conc.	%Dev	Conc. Flag	CoD	CoD Flag	x=excluded
1	1	180918M2_2	Standard	12.500	3.61	16044.933	27705.922	7.239	12.8	2.6	NO		NO	bb
2	2	180918M2_3	Standard	12.500	3.61	15201.126	27949.744	6.798	12.0	-3.6	NO		NO	bb
3	3	180918M2_4	Standard	12.500	3.61	16175.673	28385.355	7.123	12.6	1.0	NO		NO	bd
4	4	180918M2_5	Standard	12.500	3.61	16264.883	28082.322	7.240	12.8	2.6	NO		NO	bb
5	5	180918M2_6	Standard	12.500	3.61	15575.976	26851.617	7.251	12.8	2.8	NO		NO	bd
6	6	180918M2_7	Standard	12.500	3.61	15633.619	27786.303	7.033	12.5	-0.3	NO		NO	bd
7	7	180918M2_8	Standard	12.500	3.61	15069.811	26790.090	7.031	12.5	-0.3	NO		NO	bb
8	8	180918M2_9	Standard	12.500	3.61	14714.354	26231.486	7.012	12.4	-0.6	NO		NO	bb
9	9	180918M2_10	Standard	12.500	3.61	13472.414	23930.684	7.037	12.5	-0.2	NO		NO	bb
10	10	180918M2_11	Standard	12.500	3.61	12021.645	22177.232	6.776	12.0	-3.9	NO		NO	bb

Compound name: 18O2-PFHxS
Response Factor: 0.399581
RRF SD: 0.0191403, Relative SD: 4.79009
Response type: Internal Std (Ref 62), Area * (IS Conc. / IS Area)
Curve type: RF

	#	Name	Type	Std. Conc	RT	Area	IS Area	Response	Conc.	%Dev	Conc. Flag	CoD	CoD Flag	x=excluded
1	1	180918M2_2	Standard	12.500	3.77	1660.758	3994.528	5.197	13.0	4.0	NO		NO	bd
2	2	180918M2_3	Standard	12.500	3.77	1491.866	3982.176	4.683	11.7	-6.2	NO		NO	bb
3	3	180918M2_4	Standard	12.500	3.77	1602.458	3779.848	5.299	13.3	6.1	NO		NO	bd
4	4	180918M2_5	Standard	12.500	3.77	1579.713	3714.921	5.315	13.3	6.4	NO		NO	bb
5	5	180918M2_6	Standard	12.500	3.77	1539.740	4031.847	4.774	11.9	-4.4	NO		NO	bb
6	6	180918M2_7	Standard	12.500	3.77	1505.286	3895.656	4.830	12.1	-3.3	NO		NO	bd
7	7	180918M2_8	Standard	12.500	3.77	1541.694	3775.382	5.104	12.8	2.2	NO		NO	bd
8	8	180918M2_9	Standard	12.500	3.77	1470.143	3781.958	4.859	12.2	-2.7	NO		NO	bd
9	9	180918M2_10	Standard	12.500	3.77	1289.957	3390.121	4.756	11.9	-4.8	NO		NO	bb
10	10	180918M2_11	Standard	12.500	3.77	1284.636	3130.540	5.129	12.8	2.7	NO		NO	bb

Dataset: F:\Projects\PFAS.PRO\Results\180918M2\180918M2-CRV.qld

Last Altered: Wednesday, September 19, 2018 09:27:22 Pacific Daylight Time
Printed: Wednesday, September 19, 2018 09:48:40 Pacific Daylight Time

Compound name: 13C2-6:2 FTS
Response Factor: 1.16172
RRF SD: 0.148136, Relative SD: 12.7515
Response type: Internal Std (Ref 65), Area * (IS Conc. / IS Area)
Curve type: RF

	#	Name	Type	Std. Conc	RT	Area	IS Area	Response	Conc.	%Dev	Conc. Flag	CoD	CoD Flag	x=excluded
1	1	180918M2_2	Standard	12.500	4.09	4096.263	4075.022	12.565	10.8	-13.5	NO		NO	bb
2	2	180918M2_3	Standard	12.500	4.09	4542.768	4149.412	13.685	11.8	-5.8	NO		NO	bd
3	3	180918M2_4	Standard	12.500	4.08	4357.142	4050.709	13.446	11.6	-7.4	NO		NO	bb
4	4	180918M2_5	Standard	12.500	4.08	4594.159	4019.935	14.286	12.3	-1.6	NO		NO	bd
5	5	180918M2_6	Standard	12.500	4.09	4577.967	4014.103	14.256	12.3	-1.8	NO		NO	bb
6	6	180918M2_7	Standard	12.500	4.08	4260.736	3941.957	13.511	11.6	-7.0	NO		NO	bd
7	7	180918M2_8	Standard	12.500	4.08	4743.929	3694.360	16.051	13.8	10.5	NO		NO	bb
8	8	180918M2_9	Standard	12.500	4.08	5593.473	3805.631	18.372	15.8	26.5	NO		NO	bb
9	9	180918M2_10	Standard	12.500	4.08	7103.796	3636.775	24.417	21.0	68.1	NO		NO	bdX
10	10	180918M2_11	Standard	12.500	4.08	9150.266	3344.965	34.194	29.4	135.5	NO		NO	bdX

Compound name: 13C2-PFOA
Response Factor: 0.70162
RRF SD: 0.0177355, Relative SD: 2.52779
Response type: Internal Std (Ref 63), Area * (IS Conc. / IS Area)
Curve type: RF

	#	Name	Type	Std. Conc	RT	Area	IS Area	Response	Conc.	%Dev	Conc. Flag	CoD	CoD Flag	x=excluded
1	1	180918M2_2	Standard	12.500	4.14	26214.174	37212.023	8.806	12.6	0.4	NO		NO	bd
2	2	180918M2_3	Standard	12.500	4.14	26649.695	38300.055	8.698	12.4	-0.8	NO		NO	bd
3	3	180918M2_4	Standard	12.500	4.14	26539.916	37328.762	8.887	12.7	1.3	NO		NO	bd
4	4	180918M2_5	Standard	12.500	4.14	26464.508	38091.246	8.685	12.4	-1.0	NO		NO	bb
5	5	180918M2_6	Standard	12.500	4.14	25614.279	37307.387	8.582	12.2	-2.1	NO		NO	bb
6	6	180918M2_7	Standard	12.500	4.14	26634.762	36402.313	9.146	13.0	4.3	NO		NO	bb
7	7	180918M2_8	Standard	12.500	4.14	25512.582	36809.273	8.664	12.3	-1.2	NO		NO	bb
8	8	180918M2_9	Standard	12.500	4.14	25582.717	36986.289	8.646	12.3	-1.4	NO		NO	bb
9	9	180918M2_10	Standard	12.500	4.14	22850.572	33720.945	8.470	12.1	-3.4	NO		NO	bb
10	10	180918M2_11	Standard	12.500	4.14	22044.730	30218.227	9.119	13.0	4.0	NO		NO	bd

Dataset: F:\Projects\PFAS.PRO\Results\180918M2\180918M2-CRV.qld

Last Altered: Wednesday, September 19, 2018 09:27:22 Pacific Daylight Time
Printed: Wednesday, September 19, 2018 09:48:40 Pacific Daylight Time

Compound name: 13C5-PFNA
Response Factor: 0.96621
RRF SD: 0.023811, Relative SD: 2.46437
Response type: Internal Std (Ref 64), Area * (IS Conc. / IS Area)
Curve type: RF

	#	Name	Type	Std. Conc	RT	Area	IS Area	Response	Conc.	%Dev	Conc. Flag	CoD	CoD Flag	x=excluded
1	1	180918M2_2	Standard	12.500	4.59	25699.475	27261.496	11.784	12.2	-2.4	NO		NO	bb
2	2	180918M2_3	Standard	12.500	4.59	26064.502	26911.406	12.107	12.5	0.2	NO		NO	bb
3	3	180918M2_4	Standard	12.500	4.58	26032.551	26867.982	12.111	12.5	0.3	NO		NO	bb
4	4	180918M2_5	Standard	12.500	4.58	26568.031	27775.178	11.957	12.4	-1.0	NO		NO	bd
5	5	180918M2_6	Standard	12.500	4.59	25097.168	26159.176	11.993	12.4	-0.7	NO		NO	bb
6	6	180918M2_7	Standard	12.500	4.58	26257.830	26017.752	12.615	13.1	4.5	NO		NO	bb
7	7	180918M2_8	Standard	12.500	4.58	24338.061	26106.734	11.653	12.1	-3.5	NO		NO	bb
8	8	180918M2_9	Standard	12.500	4.58	25049.604	25444.398	12.306	12.7	1.9	NO		NO	bd
9	9	180918M2_10	Standard	12.500	4.58	22510.541	22675.354	12.409	12.8	2.7	NO		NO	bb
10	10	180918M2_11	Standard	12.500	4.58	20676.668	21826.316	11.842	12.3	-2.0	NO		NO	bd

Compound name: 13C8-PFOSA
Response Factor: 0.166451
RRF SD: 0.00825299, Relative SD: 4.95821
Response type: Internal Std (Ref 67), Area * (IS Conc. / IS Area)
Curve type: RF

	#	Name	Type	Std. Conc	RT	Area	IS Area	Response	Conc.	%Dev	Conc. Flag	CoD	CoD Flag	x=excluded
1	1	180918M2_2	Standard	12.500	4.65	5356.803	33635.125	1.991	12.0	-4.3	NO		NO	bd
2	2	180918M2_3	Standard	12.500	4.65	5370.000	34006.516	1.974	11.9	-5.1	NO		NO	bb
3	3	180918M2_4	Standard	12.500	4.64	5456.763	34339.684	1.986	11.9	-4.5	NO		NO	bb
4	4	180918M2_5	Standard	12.500	4.64	5667.637	33381.941	2.122	12.8	2.0	NO		NO	bd
5	5	180918M2_6	Standard	12.500	4.65	5336.286	32953.609	2.024	12.2	-2.7	NO		NO	bb
6	6	180918M2_7	Standard	12.500	4.65	5492.844	32576.877	2.108	12.7	1.3	NO		NO	bb
7	7	180918M2_8	Standard	12.500	4.65	5310.205	32350.402	2.052	12.3	-1.4	NO		NO	bb
8	8	180918M2_9	Standard	12.500	4.64	5484.109	29893.377	2.293	13.8	10.2	NO		NO	bd
9	9	180918M2_10	Standard	12.500	4.64	4676.160	28469.051	2.053	12.3	-1.3	NO		NO	bb
10	10	180918M2_11	Standard	12.500	4.64	4433.822	25156.643	2.203	13.2	5.9	NO		NO	bd

Dataset: F:\Projects\PFAS.PRO\Results\180918M2\180918M2-CRV.qld

Last Altered: Wednesday, September 19, 2018 09:27:22 Pacific Daylight Time
Printed: Wednesday, September 19, 2018 09:48:40 Pacific Daylight Time

Compound name: 13C8-PFOS
Response Factor: 1.04721
RRF SD: 0.0236892, Relative SD: 2.26211
Response type: Internal Std (Ref 65), Area * (IS Conc. / IS Area)
Curve type: RF

	#	Name	Type	Std. Conc	RT	Area	IS Area	Response	Conc.	%Dev	Conc. Flag	CoD	CoD Flag	x=excluded
1	1	180918M2_2	Standard	12.500	4.68	4320.967	4075.022	13.254	12.7	1.3	NO		NO	bd
2	2	180918M2_3	Standard	12.500	4.68	4371.984	4149.412	13.170	12.6	0.6	NO		NO	bb
3	3	180918M2_4	Standard	12.500	4.67	4148.968	4050.709	12.803	12.2	-2.2	NO		NO	bb
4	4	180918M2_5	Standard	12.500	4.68	4117.358	4019.935	12.803	12.2	-2.2	NO		NO	bb
5	5	180918M2_6	Standard	12.500	4.68	4054.365	4014.103	12.625	12.1	-3.6	NO		NO	bb
6	6	180918M2_7	Standard	12.500	4.68	4140.319	3941.957	13.129	12.5	0.3	NO		NO	bb
7	7	180918M2_8	Standard	12.500	4.68	4004.875	3694.360	13.551	12.9	3.5	NO		NO	bb
8	8	180918M2_9	Standard	12.500	4.68	4031.451	3805.631	13.242	12.6	1.2	NO		NO	bb
9	9	180918M2_10	Standard	12.500	4.67	3902.989	3636.775	13.415	12.8	2.5	NO		NO	bb
10	10	180918M2_11	Standard	12.500	4.68	3454.419	3344.965	12.909	12.3	-1.4	NO		NO	bb

Compound name: 13C2-PFDA
Response Factor: 0.920377
RRF SD: 0.0468593, Relative SD: 5.09131
Response type: Internal Std (Ref 66), Area * (IS Conc. / IS Area)
Curve type: RF

	#	Name	Type	Std. Conc	RT	Area	IS Area	Response	Conc.	%Dev	Conc. Flag	CoD	CoD Flag	x=excluded
1	1	180918M2_2	Standard	12.500	4.97	25430.236	26690.615	11.910	12.9	3.5	NO		NO	bd
2	2	180918M2_3	Standard	12.500	4.97	24285.201	27354.781	11.097	12.1	-3.5	NO		NO	bb
3	3	180918M2_4	Standard	12.500	4.96	25401.541	27276.672	11.641	12.6	1.2	NO		NO	bb
4	4	180918M2_5	Standard	12.500	4.96	25652.703	26815.254	11.958	13.0	3.9	NO		NO	bb
5	5	180918M2_6	Standard	12.500	4.97	24371.670	28777.713	10.586	11.5	-8.0	NO		NO	bb
6	6	180918M2_7	Standard	12.500	4.96	23144.561	27070.703	10.687	11.6	-7.1	NO		NO	bb
7	7	180918M2_8	Standard	12.500	4.96	24203.502	26016.734	11.629	12.6	1.1	NO		NO	bb
8	8	180918M2_9	Standard	12.500	4.97	23550.609	26041.043	11.305	12.3	-1.7	NO		NO	bb
9	9	180918M2_10	Standard	12.500	4.96	22117.174	23450.973	11.789	12.8	2.5	NO		NO	bb
10	10	180918M2_11	Standard	12.500	4.97	20843.359	20934.457	12.446	13.5	8.2	NO		NO	bb

Dataset: F:\Projects\PFAS.PRO\Results\180918M2\180918M2-CRV.qld

Last Altered: Wednesday, September 19, 2018 09:27:22 Pacific Daylight Time
Printed: Wednesday, September 19, 2018 09:48:40 Pacific Daylight Time

Compound name: 13C2-8:2 FTS
Response Factor: 0.905408
RRF SD: 0.120414, Relative SD: 13.2994
Response type: Internal Std (Ref 65), Area * (IS Conc. / IS Area)
Curve type: RF

	#	Name	Type	Std. Conc	RT	Area	IS Area	Response	Conc.	%Dev	Conc. Flag	CoD	CoD Flag	x=excluded
1	1	180918M2_2	Standard	12.500	4.93	3354.815	4075.022	10.291	11.4	-9.1	NO		NO	bb
2	2	180918M2_3	Standard	12.500	4.94	3403.122	4149.412	10.252	11.3	-9.4	NO		NO	bb
3	3	180918M2_4	Standard	12.500	4.93	3493.738	4050.709	10.781	11.9	-4.7	NO		NO	bb
4	4	180918M2_5	Standard	12.500	4.93	3421.563	4019.935	10.639	11.8	-6.0	NO		NO	bb
5	5	180918M2_6	Standard	12.500	4.93	3366.369	4014.103	10.483	11.6	-7.4	NO		NO	bb
6	6	180918M2_7	Standard	12.500	4.93	3498.948	3941.957	11.095	12.3	-2.0	NO		NO	bb
7	7	180918M2_8	Standard	12.500	4.93	3649.533	3694.360	12.348	13.6	9.1	NO		NO	bb
8	8	180918M2_9	Standard	12.500	4.93	4460.544	3805.631	14.651	16.2	29.5	NO		NO	bb
9	9	180918M2_10	Standard	12.500	4.93	5568.307	3636.775	19.139	21.1	69.1	NO		NO	bbX
10	10	180918M2_11	Standard	12.500	4.93	7918.970	3344.965	29.593	32.7	161.5	NO		NO	bbX

Compound name: d3-N-MeFOSAA
Response Factor: 0.230074
RRF SD: 0.0145585, Relative SD: 6.32777
Response type: Internal Std (Ref 67), Area * (IS Conc. / IS Area)
Curve type: RF

	#	Name	Type	Std. Conc	RT	Area	IS Area	Response	Conc.	%Dev	Conc. Flag	CoD	CoD Flag	x=excluded
1	1	180918M2_2	Standard	12.500	5.12	7546.535	33635.125	2.805	12.2	-2.5	NO		NO	bd
2	2	180918M2_3	Standard	12.500	5.12	7566.316	34006.516	2.781	12.1	-3.3	NO		NO	bb
3	3	180918M2_4	Standard	12.500	5.12	7637.164	34339.684	2.780	12.1	-3.3	NO		NO	bb
4	4	180918M2_5	Standard	12.500	5.12	7291.777	33381.941	2.730	11.9	-5.1	NO		NO	bb
5	5	180918M2_6	Standard	12.500	5.12	7341.309	32953.609	2.785	12.1	-3.2	NO		NO	bb
6	6	180918M2_7	Standard	12.500	5.12	7551.122	32576.877	2.897	12.6	0.7	NO		NO	bb
7	7	180918M2_8	Standard	12.500	5.12	7102.398	32350.402	2.744	11.9	-4.6	NO		NO	bb
8	8	180918M2_9	Standard	12.500	5.12	6924.486	29893.377	2.895	12.6	0.7	NO		NO	bb
9	9	180918M2_10	Standard	12.500	5.12	6848.256	28469.051	3.007	13.1	4.6	NO		NO	bb
10	10	180918M2_11	Standard	12.500	5.12	6710.121	25156.643	3.334	14.5	15.9	NO		NO	bb

Dataset: F:\Projects\PFAS.PRO\Results\180918M2\180918M2-CRV.qld

Last Altered: Wednesday, September 19, 2018 09:27:22 Pacific Daylight Time
Printed: Wednesday, September 19, 2018 09:48:40 Pacific Daylight Time

Compound name: 13C2-PFUdA
Response Factor: 0.975183
RRF SD: 0.0380465, Relative SD: 3.90147
Response type: Internal Std (Ref 67), Area * (IS Conc. / IS Area)
Curve type: RF

	#	Name	Type	Std. Conc	RT	Area	IS Area	Response	Conc.	%Dev	Conc. Flag	CoD	CoD Flag	x=excluded
1	1	180918M2_2	Standard	12.500	5.30	31652.908	33635.125	11.763	12.1	-3.5	NO		NO	bb
2	2	180918M2_3	Standard	12.500	5.30	32079.701	34006.516	11.792	12.1	-3.3	NO		NO	bb
3	3	180918M2_4	Standard	12.500	5.29	32686.990	34339.684	11.898	12.2	-2.4	NO		NO	bb
4	4	180918M2_5	Standard	12.500	5.29	32475.420	33381.941	12.161	12.5	-0.2	NO		NO	bb
5	5	180918M2_6	Standard	12.500	5.29	31827.672	32953.609	12.073	12.4	-1.0	NO		NO	bb
6	6	180918M2_7	Standard	12.500	5.29	31812.545	32576.877	12.207	12.5	0.1	NO		NO	bb
7	7	180918M2_8	Standard	12.500	5.29	31229.922	32350.402	12.067	12.4	-1.0	NO		NO	bb
8	8	180918M2_9	Standard	12.500	5.29	29832.650	29893.377	12.475	12.8	2.3	NO		NO	bb
9	9	180918M2_10	Standard	12.500	5.29	27456.953	28469.051	12.056	12.4	-1.1	NO		NO	bd
10	10	180918M2_11	Standard	12.500	5.29	26981.842	25156.643	13.407	13.7	10.0	NO		NO	bd

Compound name: d5-N-EtFOSAA
Response Factor: 0.256045
RRF SD: 0.00967651, Relative SD: 3.77922
Response type: Internal Std (Ref 67), Area * (IS Conc. / IS Area)
Curve type: RF

	#	Name	Type	Std. Conc	RT	Area	IS Area	Response	Conc.	%Dev	Conc. Flag	CoD	CoD Flag	x=excluded
1	1	180918M2_2	Standard	12.500	5.28	8828.639	33635.125	3.281	12.8	2.5	NO		NO	bb
2	2	180918M2_3	Standard	12.500	5.28	8338.661	34006.516	3.065	12.0	-4.2	NO		NO	bb
3	3	180918M2_4	Standard	12.500	5.27	8546.139	34339.684	3.111	12.1	-2.8	NO		NO	bb
4	4	180918M2_5	Standard	12.500	5.27	9143.192	33381.941	3.424	13.4	7.0	NO		NO	bb
5	5	180918M2_6	Standard	12.500	5.28	8614.854	32953.609	3.268	12.8	2.1	NO		NO	bd
6	6	180918M2_7	Standard	12.500	5.27	8334.097	32576.877	3.198	12.5	-0.1	NO		NO	bb
7	7	180918M2_8	Standard	12.500	5.27	8335.292	32350.402	3.221	12.6	0.6	NO		NO	bb
8	8	180918M2_9	Standard	12.500	5.27	7870.159	29893.377	3.291	12.9	2.8	NO		NO	bb
9	9	180918M2_10	Standard	12.500	5.27	6901.619	28469.051	3.030	11.8	-5.3	NO		NO	bb
10	10	180918M2_11	Standard	12.500	5.27	6273.703	25156.643	3.117	12.2	-2.6	NO		NO	bb

Dataset: F:\Projects\PFAS.PRO\Results\180918M2\180918M2-CRV.qld

Last Altered: Wednesday, September 19, 2018 09:27:22 Pacific Daylight Time
Printed: Wednesday, September 19, 2018 09:48:40 Pacific Daylight Time

Compound name: 13C2-PFDoA
Response Factor: 1.10228
RRF SD: 0.0560666, Relative SD: 5.08641
Response type: Internal Std (Ref 66), Area * (IS Conc. / IS Area)
Curve type: RF

	#	Name	Type	Std. Conc	RT	Area	IS Area	Response	Conc.	%Dev	Conc. Flag	CoD	CoD Flag	x=excluded
1	1	180918M2_2	Standard	12.500	5.58	29594.963	26690.615	13.860	12.6	0.6	NO		NO	bb
2	2	180918M2_3	Standard	12.500	5.58	28562.137	27354.781	13.052	11.8	-5.3	NO		NO	bb
3	3	180918M2_4	Standard	12.500	5.58	30635.736	27276.672	14.039	12.7	1.9	NO		NO	bb
4	4	180918M2_5	Standard	12.500	5.58	29713.826	26815.254	13.851	12.6	0.5	NO		NO	bb
5	5	180918M2_6	Standard	12.500	5.58	28782.883	28777.713	12.502	11.3	-9.3	NO		NO	bb
6	6	180918M2_7	Standard	12.500	5.58	29747.686	27070.703	13.736	12.5	-0.3	NO		NO	bb
7	7	180918M2_8	Standard	12.500	5.58	28955.582	26016.734	13.912	12.6	1.0	NO		NO	bb
8	8	180918M2_9	Standard	12.500	5.58	28373.922	26041.043	13.620	12.4	-1.2	NO		NO	bb
9	9	180918M2_10	Standard	12.500	5.58	26239.576	23450.973	13.986	12.7	1.5	NO		NO	bb
10	10	180918M2_11	Standard	12.500	5.58	25499.938	20934.457	15.226	13.8	10.5	NO		NO	bb

Compound name: d3-N-MeFOSA
Response Factor: 0.0526071
RRF SD: 0.00418465, Relative SD: 7.95452
Response type: Internal Std (Ref 67), Area * (IS Conc. / IS Area)
Curve type: RF

	#	Name	Type	Std. Conc	RT	Area	IS Area	Response	Conc.	%Dev	Conc. Flag	CoD	CoD Flag	x=excluded
1	1	180918M2_2	Standard	150.000	5.74	20112.895	33635.125	7.475	142.1	-5.3	NO		NO	bb
2	2	180918M2_3	Standard	150.000	5.74	19979.063	34006.516	7.344	139.6	-6.9	NO		NO	bb
3	3	180918M2_4	Standard	150.000	5.73	20176.852	34339.684	7.345	139.6	-6.9	NO		NO	bb
4	4	180918M2_5	Standard	150.000	5.73	20385.416	33381.941	7.633	145.1	-3.3	NO		NO	bb
5	5	180918M2_6	Standard	150.000	5.74	20622.078	32953.609	7.822	148.7	-0.9	NO		NO	bb
6	6	180918M2_7	Standard	150.000	5.73	20022.865	32576.877	7.683	146.0	-2.6	NO		NO	bb
7	7	180918M2_8	Standard	150.000	5.73	19821.619	32350.402	7.659	145.6	-2.9	NO		NO	bb
8	8	180918M2_9	Standard	150.000	5.73	19494.707	29893.377	8.152	155.0	3.3	NO		NO	bb
9	9	180918M2_10	Standard	150.000	5.73	19122.305	28469.051	8.396	159.6	6.4	NO		NO	bb
10	10	180918M2_11	Standard	150.000	5.74	18922.014	25156.643	9.402	178.7	19.1	NO		NO	bb

Dataset: F:\Projects\PFAS.PRO\Results\180918M2\180918M2-CRV.qld

Last Altered: Wednesday, September 19, 2018 09:27:22 Pacific Daylight Time
Printed: Wednesday, September 19, 2018 09:48:40 Pacific Daylight Time

Compound name: 13C2-PFTeDA
Response Factor: 0.635706
RRF SD: 0.0834917, Relative SD: 13.1337
Response type: Internal Std (Ref 67), Area * (IS Conc. / IS Area)
Curve type: RF

	#	Name	Type	Std. Conc	RT	Area	IS Area	Response	Conc.	%Dev	Conc. Flag	CoD	CoD Flag	x=excluded
1	1	180918M2_2	Standard	12.500	6.06	19749.900	33635.125	7.340	11.5	-7.6	NO		NO	bb
2	2	180918M2_3	Standard	12.500	6.06	20248.537	34006.516	7.443	11.7	-6.3	NO		NO	bb
3	3	180918M2_4	Standard	12.500	6.05	19203.129	34339.684	6.990	11.0	-12.0	NO		NO	bb
4	4	180918M2_5	Standard	12.500	6.05	19636.488	33381.941	7.353	11.6	-7.5	NO		NO	bb
5	5	180918M2_6	Standard	12.500	6.05	19923.699	32953.609	7.557	11.9	-4.9	NO		NO	bb
6	6	180918M2_7	Standard	12.500	6.05	19693.559	32576.877	7.557	11.9	-4.9	NO		NO	bb
7	7	180918M2_8	Standard	12.500	6.05	19652.236	32350.402	7.594	11.9	-4.4	NO		NO	bd
8	8	180918M2_9	Standard	12.500	6.06	19885.488	29893.377	8.315	13.1	4.6	NO		NO	bb
9	9	180918M2_10	Standard	12.500	6.05	20025.168	28469.051	8.793	13.8	10.6	NO		NO	bb
10	10	180918M2_11	Standard	12.500	6.06	21176.344	25156.643	10.522	16.6	32.4	NO		NO	bd

Compound name: d5-N-ETFOSA
Response Factor: 0.0617264
RRF SD: 0.00285368, Relative SD: 4.6231
Response type: Internal Std (Ref 67), Area * (IS Conc. / IS Area)
Curve type: RF

	#	Name	Type	Std. Conc	RT	Area	IS Area	Response	Conc.	%Dev	Conc. Flag	CoD	CoD Flag	x=excluded
1	1	180918M2_2	Standard	150.000	6.17	23802.203	33635.125	8.846	143.3	-4.5	NO		NO	bb
2	2	180918M2_3	Standard	150.000	6.17	24627.863	34006.516	9.053	146.7	-2.2	NO		NO	bb
3	3	180918M2_4	Standard	150.000	6.16	24162.170	34339.684	8.795	142.5	-5.0	NO		NO	bb
4	4	180918M2_5	Standard	150.000	6.16	24665.846	33381.941	9.236	149.6	-0.2	NO		NO	bb
5	5	180918M2_6	Standard	150.000	6.16	23162.287	32953.609	8.786	142.3	-5.1	NO		NO	bb
6	6	180918M2_7	Standard	150.000	6.16	24020.277	32576.877	9.217	149.3	-0.5	NO		NO	bb
7	7	180918M2_8	Standard	150.000	6.16	24062.021	32350.402	9.297	150.6	0.4	NO		NO	bb
8	8	180918M2_9	Standard	150.000	6.16	23466.240	29893.377	9.812	159.0	6.0	NO		NO	bb
9	9	180918M2_10	Standard	150.000	6.16	21621.137	28469.051	9.493	153.8	2.5	NO		NO	bb
10	10	180918M2_11	Standard	150.000	6.17	20233.791	25156.643	10.054	162.9	8.6	NO		NO	bb

Dataset: F:\Projects\PFAS.PRO\Results\180918M2\180918M2-CRV.qld

Last Altered: Wednesday, September 19, 2018 09:27:22 Pacific Daylight Time
Printed: Wednesday, September 19, 2018 09:48:40 Pacific Daylight Time

Compound name: 13C2-PFHxDA
Response Factor: 0.932627
RRF SD: 0.106117, Relative SD: 11.3783
Response type: Internal Std (Ref 67), Area * (IS Conc. / IS Area)
Curve type: RF

	#	Name	Type	Std. Conc	RT	Area	IS Area	Response	Conc.	%Dev	Conc. Flag	CoD	CoD Flag	x=excluded
1	1	180918M2_2	Standard	5.000	6.41	11215.291	33635.125	4.168	4.5	-10.6	NO		NO	bb
2	2	180918M2_3	Standard	5.000	6.41	11983.977	34006.516	4.405	4.7	-5.5	NO		NO	bb
3	3	180918M2_4	Standard	5.000	6.41	11508.365	34339.684	4.189	4.5	-10.2	NO		NO	bb
4	4	180918M2_5	Standard	5.000	6.41	11613.107	33381.941	4.349	4.7	-6.7	NO		NO	bb
5	5	180918M2_6	Standard	5.000	6.41	11601.707	32953.609	4.401	4.7	-5.6	NO		NO	bb
6	6	180918M2_7	Standard	5.000	6.41	12173.400	32576.877	4.671	5.0	0.2	NO		NO	bb
7	7	180918M2_8	Standard	5.000	6.41	11662.354	32350.402	4.506	4.8	-3.4	NO		NO	bb
8	8	180918M2_9	Standard	5.000	6.41	11843.742	29893.377	4.952	5.3	6.2	NO		NO	bb
9	9	180918M2_10	Standard	5.000	6.41	11580.131	28469.051	5.085	5.5	9.0	NO		NO	bb
10	10	180918M2_11	Standard	5.000	6.41	11885.036	25156.643	5.906	6.3	26.6	NO		NO	bb

Compound name: d7-N-MeFOSE
Response Factor: 0.0448505
RRF SD: 0.00453037, Relative SD: 10.101
Response type: Internal Std (Ref 67), Area * (IS Conc. / IS Area)
Curve type: RF

	#	Name	Type	Std. Conc	RT	Area	IS Area	Response	Conc.	%Dev	Conc. Flag	CoD	CoD Flag	x=excluded
1	1	180918M2_2	Standard	150.000	6.34	16740.328	33635.125	6.221	138.7	-7.5	NO		NO	bb
2	2	180918M2_3	Standard	150.000	6.34	16883.648	34006.516	6.206	138.4	-7.8	NO		NO	bb
3	3	180918M2_4	Standard	150.000	6.34	16608.641	34339.684	6.046	134.8	-10.1	NO		NO	bb
4	4	180918M2_5	Standard	150.000	6.34	17350.705	33381.941	6.497	144.9	-3.4	NO		NO	bb
5	5	180918M2_6	Standard	150.000	6.34	16900.146	32953.609	6.411	142.9	-4.7	NO		NO	bb
6	6	180918M2_7	Standard	150.000	6.34	16924.301	32576.877	6.494	144.8	-3.5	NO		NO	bb
7	7	180918M2_8	Standard	150.000	6.34	17388.117	32350.402	6.719	149.8	-0.1	NO		NO	bd
8	8	180918M2_9	Standard	150.000	6.34	16890.508	29893.377	7.063	157.5	5.0	NO		NO	bb
9	9	180918M2_10	Standard	150.000	6.34	16648.711	28469.051	7.310	163.0	8.7	NO		NO	bb
10	10	180918M2_11	Standard	150.000	6.34	16723.473	25156.643	8.310	185.3	23.5	NO		NO	bb

Dataset: F:\Projects\PFAS.PRO\Results\180918M2\180918M2-CRV.qld

Last Altered: Wednesday, September 19, 2018 09:27:22 Pacific Daylight Time
Printed: Wednesday, September 19, 2018 09:48:40 Pacific Daylight Time

Compound name: d9-N-EtFOSE
Response Factor: 0.044554
RRF SD: 0.00442719, Relative SD: 9.93668
Response type: Internal Std (Ref 67), Area * (IS Conc. / IS Area)
Curve type: RF

	#	Name	Type	Std. Conc	RT	Area	IS Area	Response	Conc.	%Dev	Conc. Flag	CoD	CoD Flag	x=excluded
1	1	180918M2_2	Standard	150.000	6.49	16440.832	33635.125	6.110	137.1	-8.6	NO		NO	bb
2	2	180918M2_3	Standard	150.000	6.49	16583.629	34006.516	6.096	136.8	-8.8	NO		NO	bb
3	3	180918M2_4	Standard	150.000	6.49	17008.539	34339.684	6.191	139.0	-7.4	NO		NO	bb
4	4	180918M2_5	Standard	150.000	6.49	17436.145	33381.941	6.529	146.5	-2.3	NO		NO	bb
5	5	180918M2_6	Standard	150.000	6.49	16340.185	32953.609	6.198	139.1	-7.3	NO		NO	bb
6	6	180918M2_7	Standard	150.000	6.49	17622.672	32576.877	6.762	151.8	1.2	NO		NO	bd
7	7	180918M2_8	Standard	150.000	6.49	16896.207	32350.402	6.529	146.5	-2.3	NO		NO	bb
8	8	180918M2_9	Standard	150.000	6.49	16811.316	29893.377	7.030	157.8	5.2	NO		NO	bb
9	9	180918M2_10	Standard	150.000	6.49	16270.339	28469.051	7.144	160.3	6.9	NO		NO	bb
10	10	180918M2_11	Standard	150.000	6.49	16588.643	25156.643	8.243	185.0	23.3	NO		NO	bb

Compound name: 13C4-PFBA
Response Factor: 1
RRF SD: 0, Relative SD: 0
Response type: Internal Std (Ref 60), Area * (IS Conc. / IS Area)
Curve type: RF

	#	Name	Type	Std. Conc	RT	Area	IS Area	Response	Conc.	%Dev	Conc. Flag	CoD	CoD Flag	x=excluded
1	1	180918M2_2	Standard	12.500	1.18	10901.695	10901.695	12.500	12.5	0.0	NO		NO	bb
2	2	180918M2_3	Standard	12.500	1.18	10528.688	10528.688	12.500	12.5	0.0	NO		NO	db
3	3	180918M2_4	Standard	12.500	1.18	10893.505	10893.505	12.500	12.5	0.0	NO		NO	db
4	4	180918M2_5	Standard	12.500	1.17	10587.477	10587.477	12.500	12.5	0.0	NO		NO	bb
5	5	180918M2_6	Standard	12.500	1.18	10424.155	10424.155	12.500	12.5	0.0	NO		NO	bb
6	6	180918M2_7	Standard	12.500	1.17	10574.115	10574.115	12.500	12.5	0.0	NO		NO	bb
7	7	180918M2_8	Standard	12.500	1.18	10721.090	10721.090	12.500	12.5	0.0	NO		NO	bb
8	8	180918M2_9	Standard	12.500	1.18	10373.990	10373.990	12.500	12.5	0.0	NO		NO	bb
9	9	180918M2_10	Standard	12.500	1.18	10269.054	10269.054	12.500	12.5	0.0	NO		NO	db
10	10	180918M2_11	Standard	12.500	1.18	10719.813	10719.813	12.500	12.5	0.0	NO		NO	bb

Dataset: F:\Projects\PFAS.PRO\Results\180918M2\180918M2-CRV.qld

Last Altered: Wednesday, September 19, 2018 09:27:22 Pacific Daylight Time
Printed: Wednesday, September 19, 2018 09:48:40 Pacific Daylight Time

Compound name: 13C5-PFHxA
Response Factor: 1
RRF SD: 7.40149e-017, Relative SD: 7.40149e-015
Response type: Internal Std (Ref 61), Area * (IS Conc. / IS Area)
Curve type: RF

	#	Name	Type	Std. Conc	RT	Area	IS Area	Response	Conc.	%Dev	Conc. Flag	CoD	CoD Flag	x=excluded
1	1	180918M2_2	Standard	12.500	2.99	27705.922	27705.922	12.500	12.5	0.0	NO		NO	bb
2	2	180918M2_3	Standard	12.500	2.99	27949.744	27949.744	12.500	12.5	0.0	NO		NO	bb
3	3	180918M2_4	Standard	12.500	2.98	28385.355	28385.355	12.500	12.5	0.0	NO		NO	bd
4	4	180918M2_5	Standard	12.500	2.98	28082.322	28082.322	12.500	12.5	0.0	NO		NO	bb
5	5	180918M2_6	Standard	12.500	2.99	26851.617	26851.617	12.500	12.5	0.0	NO		NO	bb
6	6	180918M2_7	Standard	12.500	2.99	27786.303	27786.303	12.500	12.5	0.0	NO		NO	bb
7	7	180918M2_8	Standard	12.500	2.99	26790.090	26790.090	12.500	12.5	0.0	NO		NO	bb
8	8	180918M2_9	Standard	12.500	2.99	26231.486	26231.486	12.500	12.5	0.0	NO		NO	bb
9	9	180918M2_10	Standard	12.500	2.99	23930.684	23930.684	12.500	12.5	0.0	NO		NO	bb
10	10	180918M2_11	Standard	12.500	2.99	22177.232	22177.232	12.500	12.5	0.0	NO		NO	bb

Compound name: 13C3-PFHxS
Response Factor: 1
RRF SD: 1.04673e-016, Relative SD: 1.04673e-014
Response type: Internal Std (Ref 62), Area * (IS Conc. / IS Area)
Curve type: RF

	#	Name	Type	Std. Conc	RT	Area	IS Area	Response	Conc.	%Dev	Conc. Flag	CoD	CoD Flag	x=excluded
1	1	180918M2_2	Standard	12.500	3.77	3994.528	3994.528	12.500	12.5	0.0	NO		NO	bd
2	2	180918M2_3	Standard	12.500	3.77	3982.176	3982.176	12.500	12.5	0.0	NO		NO	bd
3	3	180918M2_4	Standard	12.500	3.77	3779.848	3779.848	12.500	12.5	0.0	NO		NO	bb
4	4	180918M2_5	Standard	12.500	3.77	3714.921	3714.921	12.500	12.5	0.0	NO		NO	bd
5	5	180918M2_6	Standard	12.500	3.77	4031.847	4031.847	12.500	12.5	0.0	NO		NO	bd
6	6	180918M2_7	Standard	12.500	3.77	3895.656	3895.656	12.500	12.5	0.0	NO		NO	bb
7	7	180918M2_8	Standard	12.500	3.77	3775.382	3775.382	12.500	12.5	0.0	NO		NO	bb
8	8	180918M2_9	Standard	12.500	3.77	3781.958	3781.958	12.500	12.5	0.0	NO		NO	bd
9	9	180918M2_10	Standard	12.500	3.77	3390.121	3390.121	12.500	12.5	0.0	NO		NO	bb
10	10	180918M2_11	Standard	12.500	3.77	3130.540	3130.540	12.500	12.5	0.0	NO		NO	bd

Dataset: F:\Projects\PFAS.PRO\Results\180918M2\180918M2-CRV.qld

Last Altered: Wednesday, September 19, 2018 09:27:22 Pacific Daylight Time
Printed: Wednesday, September 19, 2018 09:48:40 Pacific Daylight Time

Compound name: 13C8-PFOA
Response Factor: 1
RRF SD: 8.27511e-017, Relative SD: 8.27511e-015
Response type: Internal Std (Ref 63), Area * (IS Conc. / IS Area)
Curve type: RF

	#	Name	Type	Std. Conc	RT	Area	IS Area	Response	Conc.	%Dev	Conc. Flag	CoD	CoD Flag	x=excluded
1	1	180918M2_2	Standard	12.500	4.14	37212.023	37212.023	12.500	12.5	0.0	NO		NO	bd
2	2	180918M2_3	Standard	12.500	4.14	38300.055	38300.055	12.500	12.5	0.0	NO		NO	bb
3	3	180918M2_4	Standard	12.500	4.14	37328.762	37328.762	12.500	12.5	0.0	NO		NO	bb
4	4	180918M2_5	Standard	12.500	4.14	38091.246	38091.246	12.500	12.5	0.0	NO		NO	bb
5	5	180918M2_6	Standard	12.500	4.14	37307.387	37307.387	12.500	12.5	0.0	NO		NO	bd
6	6	180918M2_7	Standard	12.500	4.14	36402.313	36402.313	12.500	12.5	0.0	NO		NO	bb
7	7	180918M2_8	Standard	12.500	4.14	36809.273	36809.273	12.500	12.5	0.0	NO		NO	bb
8	8	180918M2_9	Standard	12.500	4.14	36986.289	36986.289	12.500	12.5	0.0	NO		NO	bb
9	9	180918M2_10	Standard	12.500	4.14	33720.945	33720.945	12.500	12.5	0.0	NO		NO	bd
10	10	180918M2_11	Standard	12.500	4.14	30218.227	30218.227	12.500	12.5	0.0	NO		NO	bb

Compound name: 13C9-PFNA
Response Factor: 1
RRF SD: 3.70074e-017, Relative SD: 3.70074e-015
Response type: Internal Std (Ref 64), Area * (IS Conc. / IS Area)
Curve type: RF

	#	Name	Type	Std. Conc	RT	Area	IS Area	Response	Conc.	%Dev	Conc. Flag	CoD	CoD Flag	x=excluded
1	1	180918M2_2	Standard	12.500	4.59	27261.496	27261.496	12.500	12.5	0.0	NO		NO	bb
2	2	180918M2_3	Standard	12.500	4.59	26911.406	26911.406	12.500	12.5	0.0	NO		NO	bb
3	3	180918M2_4	Standard	12.500	4.58	26867.982	26867.982	12.500	12.5	0.0	NO		NO	bb
4	4	180918M2_5	Standard	12.500	4.58	27775.178	27775.178	12.500	12.5	0.0	NO		NO	bd
5	5	180918M2_6	Standard	12.500	4.59	26159.176	26159.176	12.500	12.5	0.0	NO		NO	bb
6	6	180918M2_7	Standard	12.500	4.58	26017.752	26017.752	12.500	12.5	0.0	NO		NO	bb
7	7	180918M2_8	Standard	12.500	4.58	26106.734	26106.734	12.500	12.5	0.0	NO		NO	bd
8	8	180918M2_9	Standard	12.500	4.58	25444.398	25444.398	12.500	12.5	0.0	NO		NO	bb
9	9	180918M2_10	Standard	12.500	4.58	22675.354	22675.354	12.500	12.5	0.0	NO		NO	bb
10	10	180918M2_11	Standard	12.500	4.58	21826.316	21826.316	12.500	12.5	0.0	NO		NO	bb

Dataset: F:\Projects\PFAS.PRO\Results\180918M2\180918M2-CRV.qld

Last Altered: Wednesday, September 19, 2018 09:27:22 Pacific Daylight Time
Printed: Wednesday, September 19, 2018 09:48:40 Pacific Daylight Time

Compound name: 13C4-PFOS
Response Factor: 1
RRF SD: 8.27511e-017, Relative SD: 8.27511e-015
Response type: Internal Std (Ref 65), Area * (IS Conc. / IS Area)
Curve type: RF

	#	Name	Type	Std. Conc	RT	Area	IS Area	Response	Conc.	%Dev	Conc. Flag	CoD	CoD Flag	x=excluded
1	1	180918M2_2	Standard	12.500	4.67	4075.022	4075.022	12.500	12.5	0.0	NO		NO	bb
2	2	180918M2_3	Standard	12.500	4.67	4149.412	4149.412	12.500	12.5	0.0	NO		NO	bb
3	3	180918M2_4	Standard	12.500	4.67	4050.709	4050.709	12.500	12.5	0.0	NO		NO	bb
4	4	180918M2_5	Standard	12.500	4.67	4019.935	4019.935	12.500	12.5	0.0	NO		NO	bd
5	5	180918M2_6	Standard	12.500	4.67	4014.103	4014.103	12.500	12.5	0.0	NO		NO	bb
6	6	180918M2_7	Standard	12.500	4.67	3941.957	3941.957	12.500	12.5	0.0	NO		NO	bb
7	7	180918M2_8	Standard	12.500	4.67	3694.360	3694.360	12.500	12.5	0.0	NO		NO	bb
8	8	180918M2_9	Standard	12.500	4.67	3805.631	3805.631	12.500	12.5	0.0	NO		NO	bb
9	9	180918M2_10	Standard	12.500	4.67	3636.775	3636.775	12.500	12.5	0.0	NO		NO	bb
10	10	180918M2_11	Standard	12.500	4.67	3344.965	3344.965	12.500	12.5	0.0	NO		NO	bb

Compound name: 13C6-PFDA
Response Factor: 1
RRF SD: 1.33432e-016, Relative SD: 1.33432e-014
Response type: Internal Std (Ref 66), Area * (IS Conc. / IS Area)
Curve type: RF

	#	Name	Type	Std. Conc	RT	Area	IS Area	Response	Conc.	%Dev	Conc. Flag	CoD	CoD Flag	x=excluded
1	1	180918M2_2	Standard	12.500	4.97	26690.615	26690.615	12.500	12.5	0.0	NO		NO	bb
2	2	180918M2_3	Standard	12.500	4.97	27354.781	27354.781	12.500	12.5	0.0	NO		NO	bb
3	3	180918M2_4	Standard	12.500	4.96	27276.672	27276.672	12.500	12.5	0.0	NO		NO	bb
4	4	180918M2_5	Standard	12.500	4.96	26815.254	26815.254	12.500	12.5	0.0	NO		NO	bb
5	5	180918M2_6	Standard	12.500	4.97	28777.713	28777.713	12.500	12.5	0.0	NO		NO	bd
6	6	180918M2_7	Standard	12.500	4.96	27070.703	27070.703	12.500	12.5	0.0	NO		NO	bb
7	7	180918M2_8	Standard	12.500	4.96	26016.734	26016.734	12.500	12.5	0.0	NO		NO	bb
8	8	180918M2_9	Standard	12.500	4.96	26041.043	26041.043	12.500	12.5	0.0	NO		NO	bb
9	9	180918M2_10	Standard	12.500	4.96	23450.973	23450.973	12.500	12.5	0.0	NO		NO	bb
10	10	180918M2_11	Standard	12.500	4.97	20934.457	20934.457	12.500	12.5	0.0	NO		NO	bb

Dataset: F:\Projects\PFAS.PRO\Results\180918M2\180918M2-CRV.qld

Last Altered: Wednesday, September 19, 2018 09:27:22 Pacific Daylight Time
Printed: Wednesday, September 19, 2018 09:48:40 Pacific Daylight Time

Compound name: 13C7-PFUdA
Response Factor: 1
RRF SD: 8.27511e-017, Relative SD: 8.27511e-015
Response type: Internal Std (Ref 67), Area * (IS Conc. / IS Area)
Curve type: RF

	#	Name	Type	Std. Conc	RT	Area	IS Area	Response	Conc.	%Dev	Conc. Flag	CoD	CoD Flag	x=excluded
1	1	180918M2_2	Standard	12.500	5.30	33635.125	33635.125	12.500	12.5	0.0	NO		NO	bb
2	2	180918M2_3	Standard	12.500	5.30	34006.516	34006.516	12.500	12.5	0.0	NO		NO	bb
3	3	180918M2_4	Standard	12.500	5.30	34339.684	34339.684	12.500	12.5	0.0	NO		NO	bb
4	4	180918M2_5	Standard	12.500	5.30	33381.941	33381.941	12.500	12.5	0.0	NO		NO	bb
5	5	180918M2_6	Standard	12.500	5.30	32953.609	32953.609	12.500	12.5	0.0	NO		NO	bb
6	6	180918M2_7	Standard	12.500	5.30	32576.877	32576.877	12.500	12.5	0.0	NO		NO	bb
7	7	180918M2_8	Standard	12.500	5.30	32350.402	32350.402	12.500	12.5	0.0	NO		NO	bd
8	8	180918M2_9	Standard	12.500	5.30	29893.377	29893.377	12.500	12.5	0.0	NO		NO	bb
9	9	180918M2_10	Standard	12.500	5.30	28469.051	28469.051	12.500	12.5	0.0	NO		NO	bb
10	10	180918M2_11	Standard	12.500	5.30	25156.643	25156.643	12.500	12.5	0.0	NO		NO	bb

Dataset: F:\Projects\PFAS.PRO\Results\180918M2\180918M2-CRV.qld

Last Altered: Wednesday, September 19, 2018 09:27:22 Pacific Daylight Time
Printed: Wednesday, September 19, 2018 09:48:25 Pacific Daylight Time

Method: F:\Projects\PFAS.PRO\MethDB\PFAS_FULL_80C_091818_B.mdb 19 Sep 2018 09:27:20
Calibration: F:\Projects\PFAS.PRO\CurveDB\C18_VAL-PFAS_Q4_09-18-18.cdb 19 Sep 2018 09:23:23

Name: 180918M2_2, Date: 18-Sep-2018, Time: 16:33:03, ID: ST180918M2-1 PFC CS-2 18I1701, Description: PFC CS-2 18I1701

	#	Name	IS#	CoD	CoD Flag	%RSD
1	1	PFBA	36	0.9999	NO	
2	2	PFPeA	37	1.0000	NO	
3	3	PFBS	38	0.9996	NO	
4	4	4:2 FTS	39	0.9997	NO	
5	5	PFHxA	40	0.9993	NO	
6	6	PFPeS	38	0.9999	NO	
7	7	PFHpA	41	0.9995	NO	
8	8	L-PFHxS	42	0.9991	NO	
9	10	6:2 FTS	43	0.9996	NO	
10	11	L-PFOA	44	0.9996	NO	
11	13	PFHpS	47	0.9996	NO	
12	14	PFNA	45	0.9996	NO	
13	15	PFOSA	46	0.9987	NO	
14	16	L-PFOS	47	0.9995	NO	
15	18	PFDA	48	0.9998	NO	
16	19	8:2 FTS	49	0.9992	NO	
17	20	PFNS	47	0.9992	NO	
18	21	L-MeFOSAA	50	0.9999	NO	
19	23	L-EtFOSAA	52	0.9997	NO	

Dataset: F:\Projects\PFAS.PRO\Results\180918M2\180918M2-CRV.qld

Last Altered: Wednesday, September 19, 2018 09:27:22 Pacific Daylight Time
Printed: Wednesday, September 19, 2018 09:48:40 Pacific Daylight Time

Method: F:\Projects\PFAS.PRO\MethDB\PFAS_FULL_80C_091818_B.mdb 19 Sep 2018 09:27:20
Calibration: F:\Projects\PFAS.PRO\CurveDB\C18_VAL-PFAS_Q4_09-18-18.cdb 19 Sep 2018 09:23:23

Name: 180918M2_2, Date: 18-Sep-2018, Time: 16:33:03, ID: ST180918M2-1 PFC CS-2 18I1701, Description: PFC CS-2 18I1701

	#	Name	IS#	CoD	CoD Flag	%RSD
1	25	PFUdA	51	0.9998	NO	
2	26	PFDS	47	0.9998	NO	
3	27	PFDoA	53	0.9999	NO	
4	28	N-MeFOSA	54	0.9999	NO	
5	29	PFTrDA	53	0.9998	NO	
6	30	PFTeDA	55	0.9999	NO	
7	31	N-EtFOSA	56	0.9999	NO	
8	32	PFHxDA	57	0.9998	NO	
9	33	PFODA	57	0.9998	NO	
10	34	N-MeFOSE	58	0.9999	NO	
11	35	N-EtFOSE	59	0.9999	NO	
12	36	13C3-PFBA	60		NO	2.062
13	37	13C3-PFPeA	61		NO	3.607
14	38	13C3-PFBS	62		NO	4.217
15	39	13C2-4:2 FTS	62		NO	8.453
16	40	13C2-PFHxA	61		NO	3.016
17	41	13C4-PFHpA	61		NO	2.400
18	42	18O2-PFHxS	62		NO	4.790
19	43	13C2-6:2 FTS	65		NO	12.751
20	44	13C2-PFOA	63		NO	2.528
21	45	13C5-PFNA	64		NO	2.464
22	46	13C8-PFOSA	67		NO	4.958
23	47	13C8-PFOS	65		NO	2.262
24	48	13C2-PFDA	66		NO	5.091
25	49	13C2-8:2 FTS	65		NO	13.299
26	50	d3-N-MeFOSAA	67		NO	6.328
27	51	13C2-PFUdA	67		NO	3.901
28	52	d5-N-EtFOSAA	67		NO	3.779
29	53	13C2-PFDoA	66		NO	5.086
30	54	d3-N-MeFOSA	67		NO	7.955
31	55	13C2-PFTeDA	67		NO	13.134
32	56	d5-N-ETFOSA	67		NO	4.623

Dataset: F:\Projects\PFAS.PRO\Results\180918M2\180918M2-CRV.qld

Last Altered: Wednesday, September 19, 2018 09:27:22 Pacific Daylight Time
Printed: Wednesday, September 19, 2018 09:48:40 Pacific Daylight Time

Name: 180918M2_2, Date: 18-Sep-2018, Time: 16:33:03, ID: ST180918M2-1 PFC CS-2 18I1701, Description: PFC CS-2 18I1701

	#	Name	IS#	CoD	CoD Flag	%RSD
33	57	13C2-PFHxDA	67		NO	11.378
34	58	d7-N-MeFOSE	67		NO	10.101
35	59	d9-N-EtFOSE	67		NO	9.937
36	60	13C4-PFBA	60		NO	0.000
37	61	13C5-PFHxA	61		NO	0.000
38	62	13C3-PFHxS	62		NO	0.000
39	63	13C8-PFOA	63		NO	0.000
40	64	13C9-PFNA	64		NO	0.000
41	65	13C4-PFOS	65		NO	0.000
42	66	13C6-PFDA	66		NO	0.000
43	67	13C7-PFUdA	67		NO	0.000

Dataset: F:\Projects\PFAS.PRO\Results\180918M2\180918M2-CRV.qld

Last Altered: Wednesday, September 19, 2018 09:27:22 Pacific Daylight Time
Printed: Wednesday, September 19, 2018 09:53:00 Pacific Daylight Time

Name: 180918M2_7, Date: 18-Sep-2018, Time: 17:26:05, ID: ST180918M2-6 PFC CS3 18I1706, Description: PFC CS3 18I1706

	Name	Ion Ratio	Ratio out?
1	PFBA		
2	PFPeA		
3	PFBS	2.497	NO
4	4:2 FTS	1.742	NO
5	PFHxA	14.579	NO
6	PFPeS	1.430	NO
7	PFHpA	13.926	NO
8	L-PFHxS	1.666	NO
9	6:2 FTS	2.873	NO
10	L-PFOA	3.274	NO
11	PFHpS	1.911	NO
12	PFNA	4.663	NO
13	PFOSA	27.306	NO
14	L-PFOS	1.898	NO
15	PFDA	5.615	NO
16	8:2 FTS	2.230	NO
17	PFNS	1.440	NO
18	L-MeFOSAA	2.541	NO
19	L-EtFOSAA	1.340	NO

Dataset: F:\Projects\PFAS.PRO\Results\180918M2\180918M2-CRV.qld

Last Altered: Wednesday, September 19, 2018 09:27:22 Pacific Daylight Time
Printed: Wednesday, September 19, 2018 09:54:20 Pacific Daylight Time

Method: F:\Projects\PFAS.PRO\MethDB\PFAS_FULL_80C_091818_B.mdb 19 Sep 2018 09:27:20
Calibration: F:\Projects\PFAS.PRO\CurveDB\C18_VAL-PFAS_Q4_09-18-18.cdb 19 Sep 2018 09:23:23

Name: 180918M2_7, Date: 18-Sep-2018, Time: 17:26:05, ID: ST180918M2-6 PFC CS3 18I1706, Description: PFC CS3 18I1706

	Name	Ion Ratio	Ratio out?
1	PFUdA	10.632	NO
2	PFDS	1.720	NO
3	PFDoA	9.929	NO
4	N-MeFOSA	1.504	NO
5	PFTrDA	31.626	NO
6	PFTeDA	14.345	NO
7	N-EtFOSA	1.596	NO
8	PFHxDA	29.483	NO
9	PFODA		
10	N-MeFOSE		
11	N-EtFOSE		

Vista Analytical Laboratory

Dataset: Untitled

Last Altered: Wednesday, September 19, 2018 09:55:18 Pacific Daylight Time
Printed: Wednesday, September 19, 2018 09:55:33 Pacific Daylight Time

Method: F:\Projects\PFAS.PRO\MethDB\PFAS_FULL_80C_091818_B.mdb 19 Sep 2018 09:27:20
Calibration: F:\Projects\PFAS.PRO\CurveDB\C18_VAL-PFAS_Q4_09-18-18.cdb 19 Sep 2018 09:23:23

Compound name: PFBA

	#	Name	ID	Acq.Date	Acq.Time
1	1	180918M2_1	IPA	18-Sep-18	16:22:27
2	2	180918M2_2	ST180918M2-1 PFC CS-2 18I1701	18-Sep-18	16:33:03
3	3	180918M2_3	ST180918M2-2 PFC CS-1 18I1702	18-Sep-18	16:43:37
4	4	180918M2_4	ST180918M2-3 PFC CS0 18I1703	18-Sep-18	16:54:15
5	5	180918M2_5	ST180918M2-4 PFC CS1 18I1704	18-Sep-18	17:04:53
6	6	180918M2_6	ST180918M2-5 PFC CS2 18I1705	18-Sep-18	17:15:27
7	7	180918M2_7	ST180918M2-6 PFC CS3 18I1706	18-Sep-18	17:26:05
8	8	180918M2_8	ST180918M2-7 PFC CS4 18I1707	18-Sep-18	17:36:38
9	9	180918M2_9	ST180918M2-8 PFC CS5 18I1708	18-Sep-18	17:47:17
10	10	180918M2_10	ST180918M2-9 PFC CS6 18I1709	18-Sep-18	17:57:50
11	11	180918M2_11	ST180918M2-10 PFC CS7 18I1710	18-Sep-18	18:08:28
12	12	180918M2_12	IPA	18-Sep-18	18:19:01
13	13	180918M2_13	ICV180918M2-1 PFC ICV 18I1711	18-Sep-18	18:29:40

Dataset: F:\Projects\PFAS.PRO\Results\180918M2\180918M2-CRV.qld

Last Altered: Wednesday, September 19, 2018 09:27:22 Pacific Daylight Time
Printed: Wednesday, September 19, 2018 09:50:42 Pacific Daylight Time

Method: F:\Projects\PFAS.PRO\MethDB\PFAS_FULL_80C_091818_B.mdb 19 Sep 2018 09:27:20
Calibration: F:\Projects\PFAS.PRO\CurveDB\C18_VAL-PFAS_Q4_09-18-18.cdb 19 Sep 2018 09:23:23

Compound name: PFBA
Correlation coefficient: r = 0.999934, r^2 = 0.999869
Calibration curve: 1.14234 * x + 0.0149821
Response type: Internal Std (Ref 36), Area * (IS Conc. / IS Area)
Curve type: Linear, Origin: Exclude, Weighting: 1/x, Axis trans: None

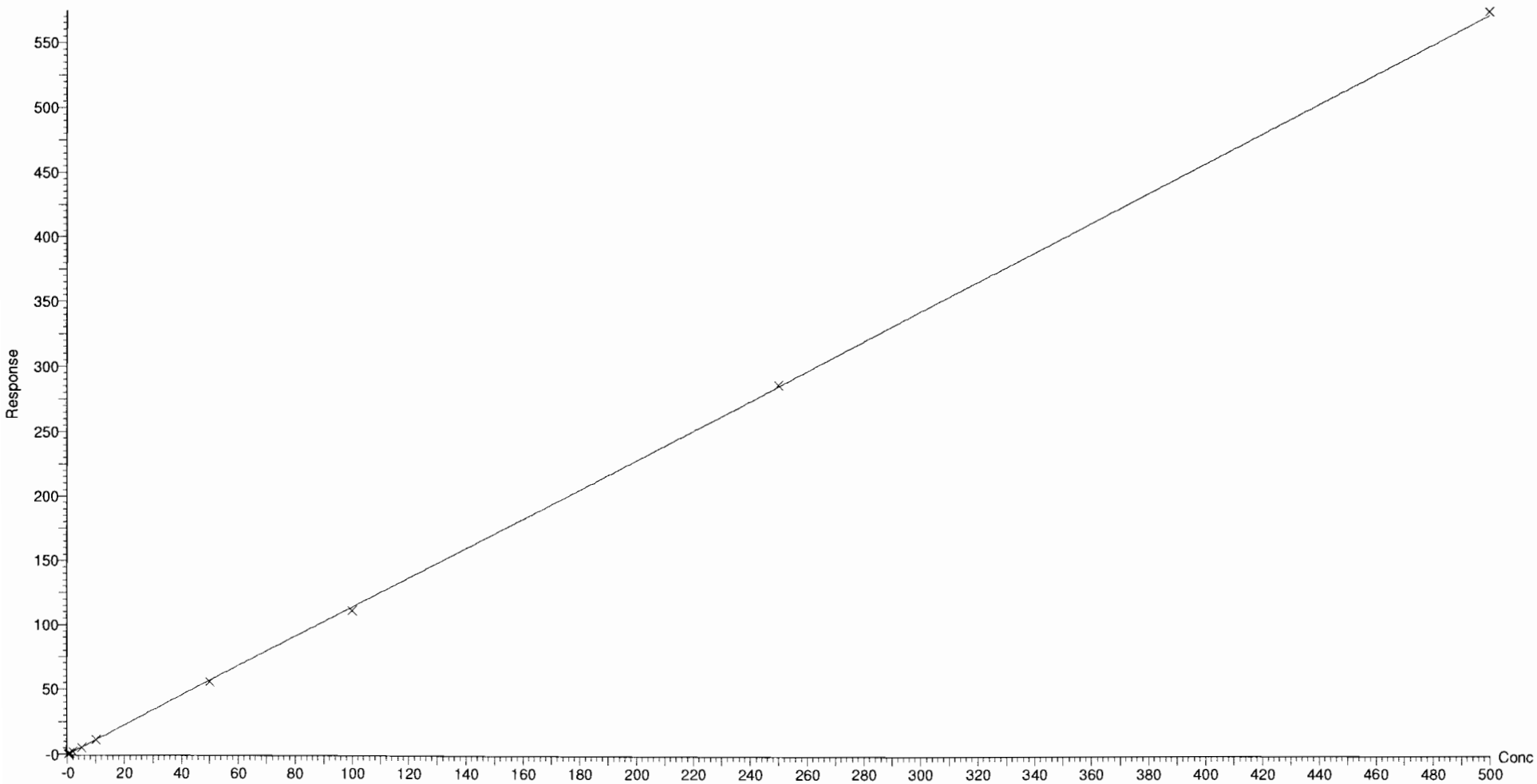

Dataset: F:\Projects\PFAS.PRO\Results\180918M2\180918M2-CRV.qld

Last Altered: Wednesday, September 19, 2018 09:27:22 Pacific Daylight Time
Printed: Wednesday, September 19, 2018 09:50:42 Pacific Daylight Time

Compound name: PFPeA
Coefficient of Determination: R^2 = 0.999981
Calibration curve: -1.20866e-005 * x^2 + 0.977006 * x + 0.00203591
Response type: Internal Std (Ref 37), Area * (IS Conc. / IS Area)
Curve type: 2nd Order, Origin: Exclude, Weighting: 1/x, Axis trans: None

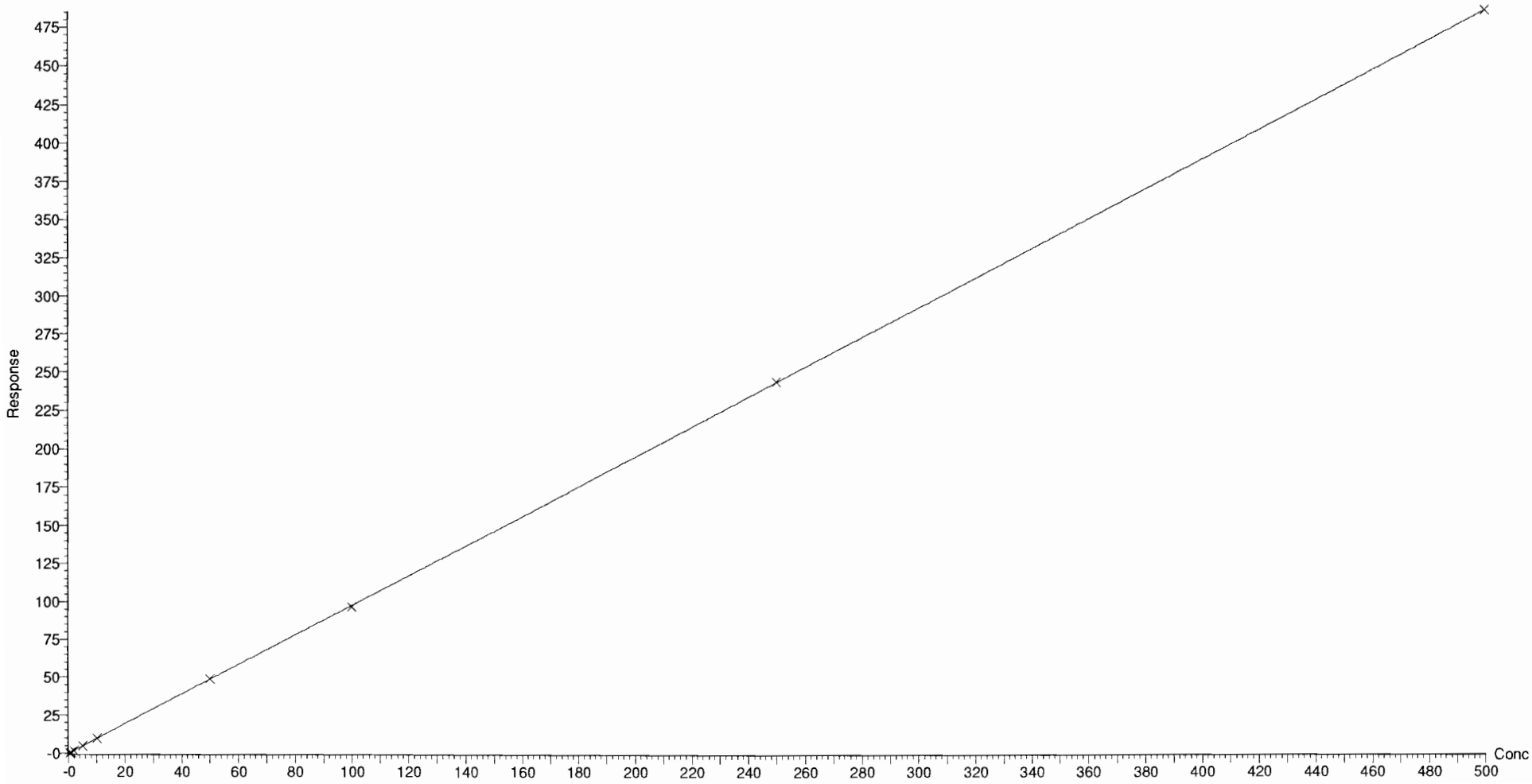

Vista Analytical Laboratory Q1

Dataset: F:\Projects\PFAS.PRO\Results\180918M2\180918M2-CRV.qld

Last Altered: Wednesday, September 19, 2018 09:27:22 Pacific Daylight Time
Printed: Wednesday, September 19, 2018 09:50:42 Pacific Daylight Time

Compound name: PFBS
Coefficient of Determination: R^2 = 0.999603
Calibration curve: -0.000177953 * x^2 + 1.93413 * x + -0.182531
Response type: Internal Std (Ref 38), Area * (IS Conc. / IS Area)
Curve type: 2nd Order, Origin: Exclude, Weighting: 1/x, Axis trans: None

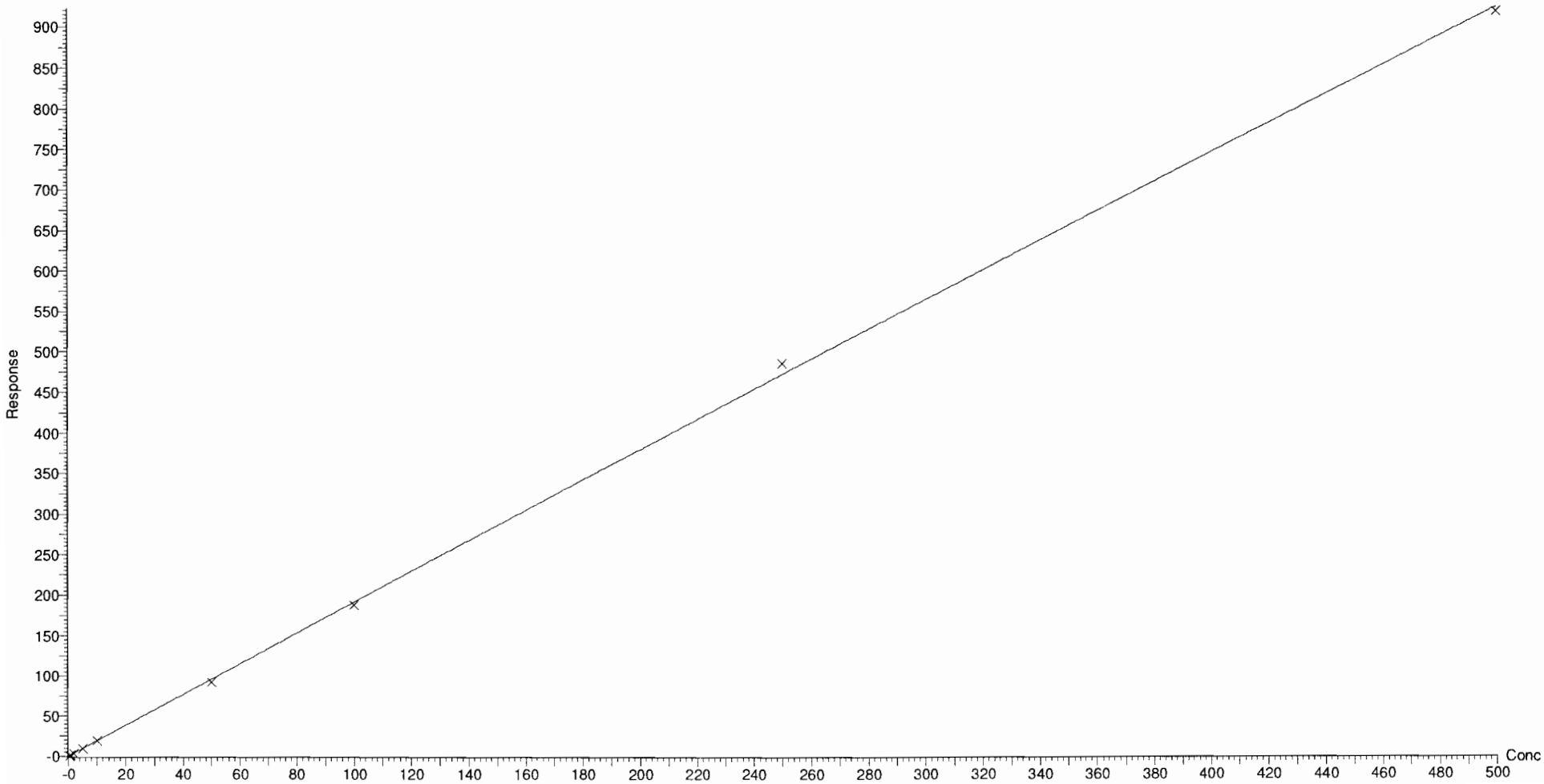

Dataset: F:\Projects\PFAS.PRO\Results\180918M2\180918M2-CRV.qld

Last Altered: Wednesday, September 19, 2018 09:27:22 Pacific Daylight Time
Printed: Wednesday, September 19, 2018 09:50:42 Pacific Daylight Time

Compound name: 4:2 FTS
Coefficient of Determination: R^2 = 0.999703
Calibration curve: -0.0028144 * x^2 + 1.04573 * x + 0.0326315
Response type: Internal Std (Ref 39), Area * (IS Conc. / IS Area)
Curve type: 2nd Order, Origin: Exclude, Weighting: 1/x, Axis trans: None

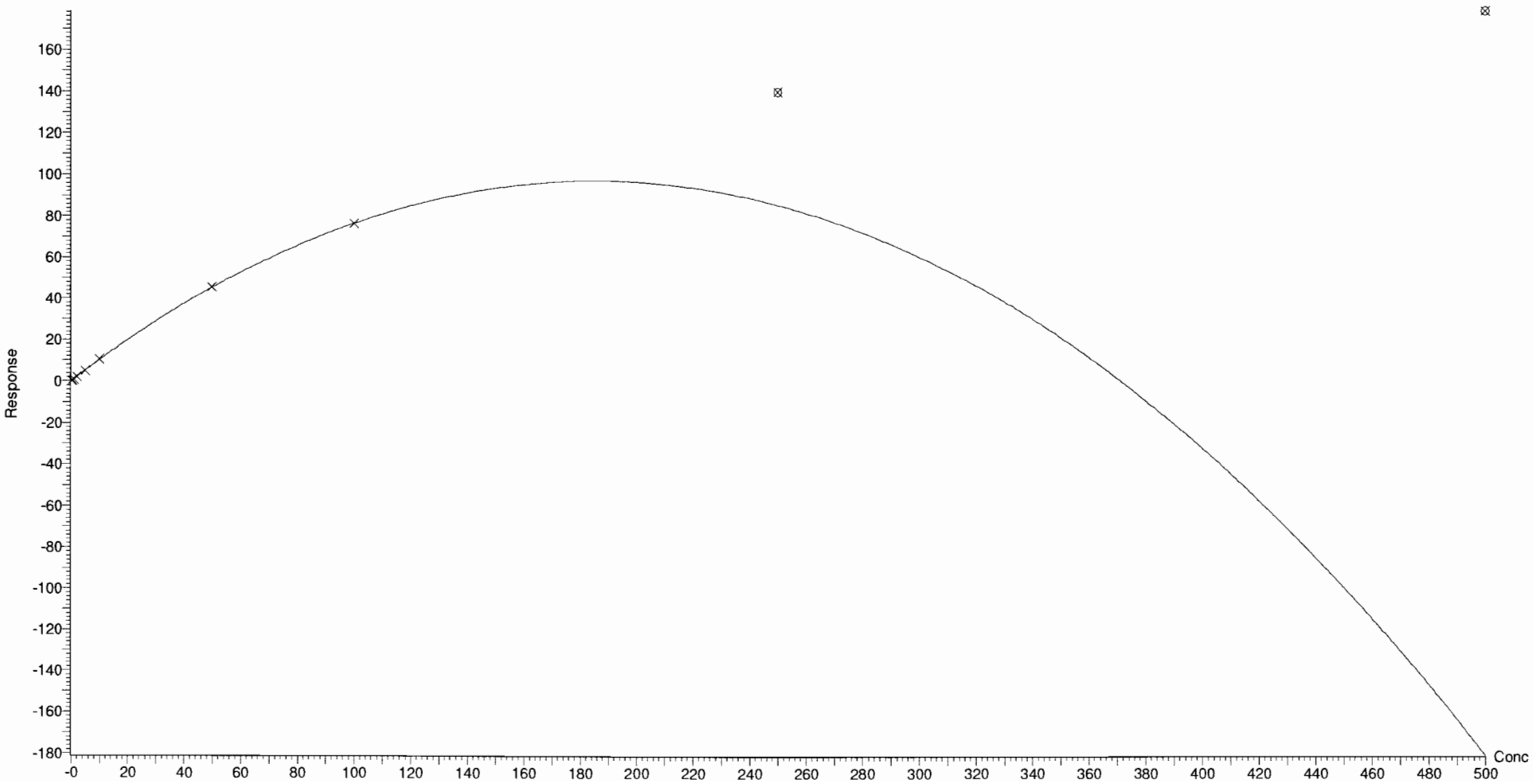

Dataset: F:\Projects\PFAS.PRO\Results\180918M2\180918M2-CRV.qld

Last Altered: Wednesday, September 19, 2018 09:27:22 Pacific Daylight Time
Printed: Wednesday, September 19, 2018 09:50:42 Pacific Daylight Time

Compound name: PFHxA
Coefficient of Determination: R^2 = 0.999261
Calibration curve: -0.00011512 * x^2 + 0.986785 * x + 0.0238707
Response type: Internal Std (Ref 40), Area * (IS Conc. / IS Area)
Curve type: 2nd Order, Origin: Include, Weighting: 1/x, Axis trans: None

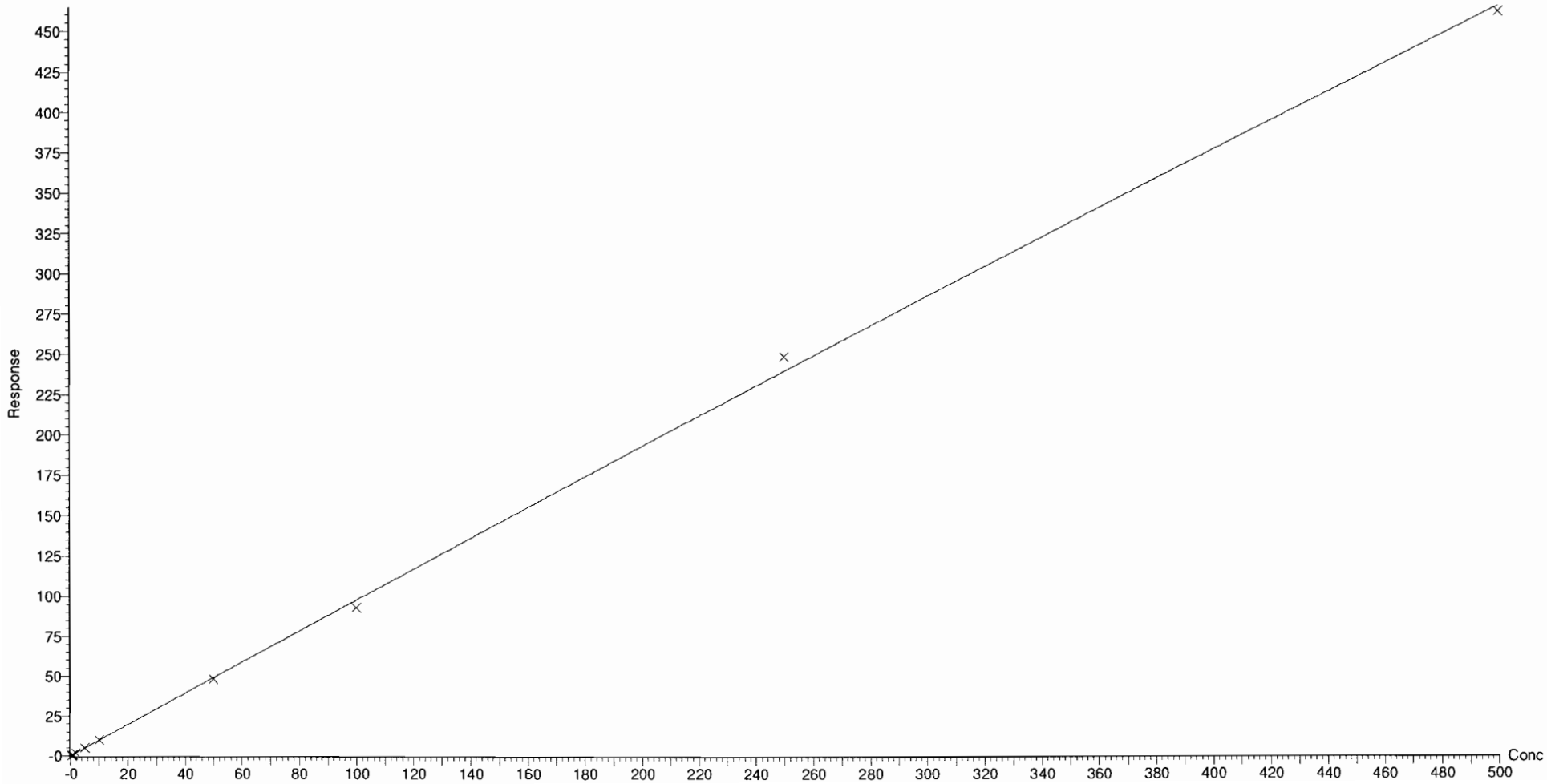

Dataset: F:\Projects\PFAS.PRO\Results\180918M2\180918M2-CRV.qld

Last Altered: Wednesday, September 19, 2018 09:27:22 Pacific Daylight Time
Printed: Wednesday, September 19, 2018 09:50:42 Pacific Daylight Time

Compound name: PFPeS
Coefficient of Determination: R^2 = 0.999931
Calibration curve: -0.000171513 * x^2 + 1.54764 * x + -0.0688081
Response type: Internal Std (Ref 38), Area * (IS Conc. / IS Area)
Curve type: 2nd Order, Origin: Exclude, Weighting: 1/x, Axis trans: None

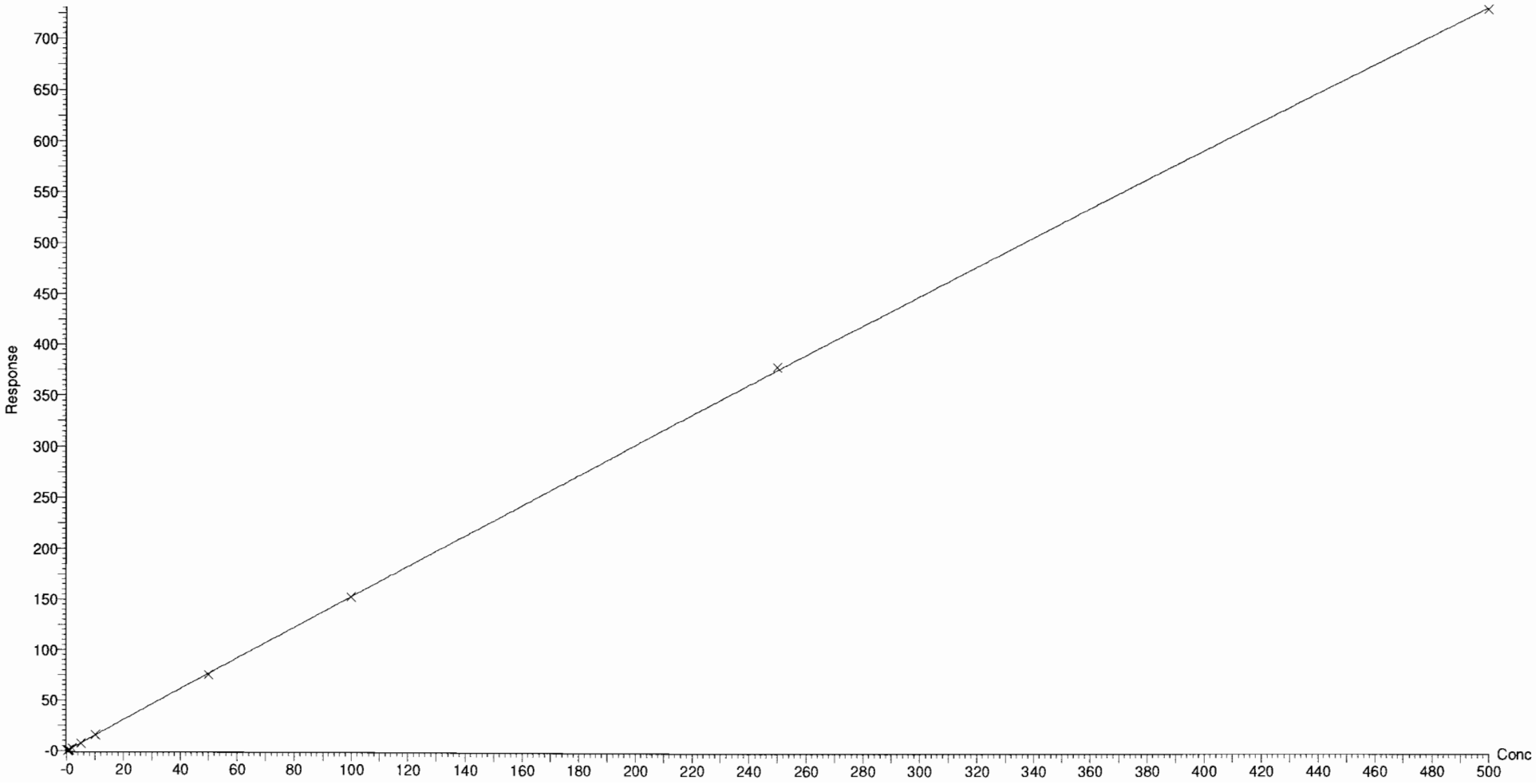

Dataset: F:\Projects\PFAS.PRO\Results\180918M2\180918M2-CRV.qld

Last Altered: Wednesday, September 19, 2018 09:27:22 Pacific Daylight Time
Printed: Wednesday, September 19, 2018 09:50:42 Pacific Daylight Time

Compound name: PFHpA
Correlation coefficient: r = 0.999752, r^2 = 0.999503
Calibration curve: 1.21281 * x + -0.00423518
Response type: Internal Std (Ref 41), Area * (IS Conc. / IS Area)
Curve type: Linear, Origin: Exclude, Weighting: 1/x, Axis trans: None

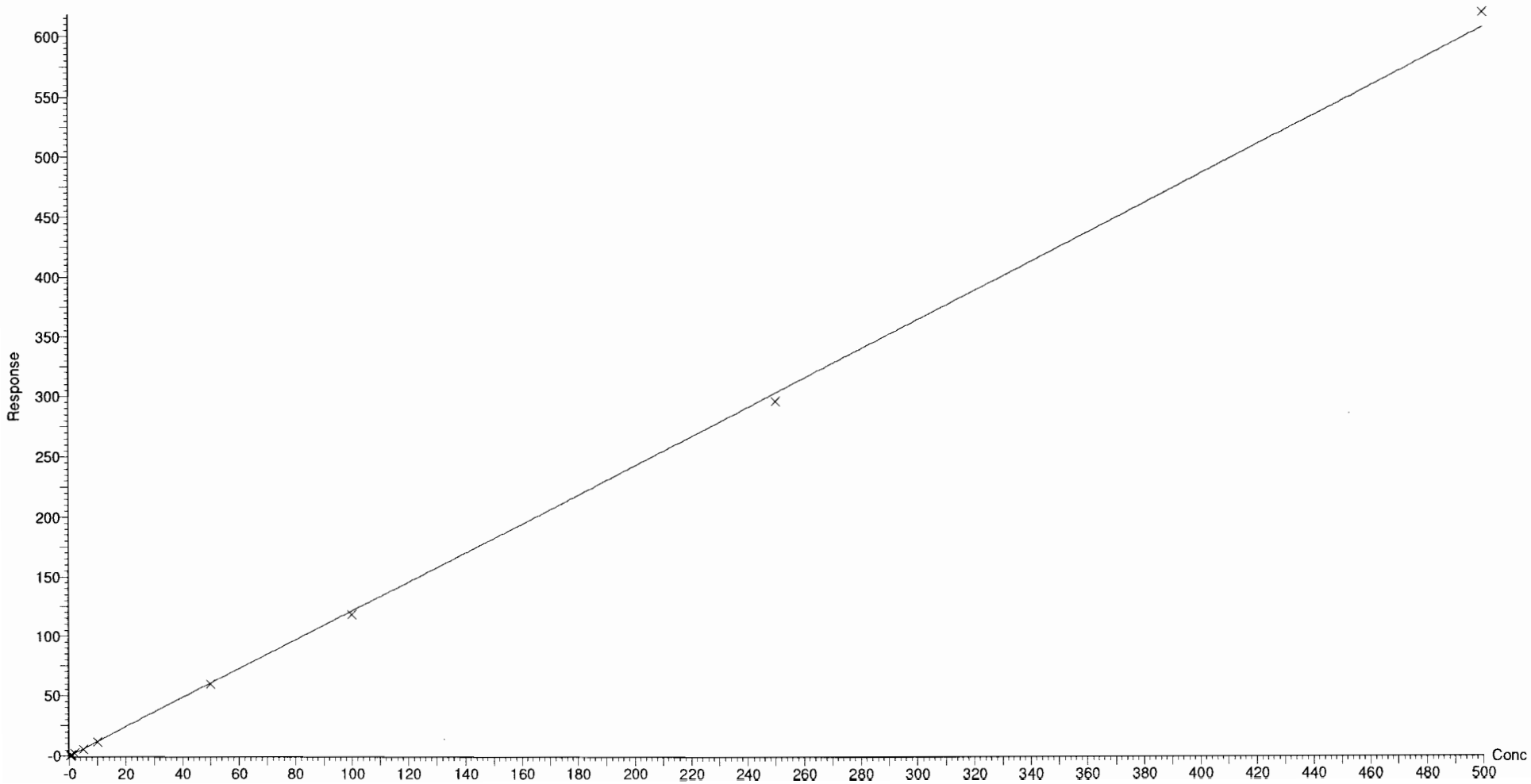

Dataset: F:\Projects\PFAS.PRO\Results\180918M2\180918M2-CRV.qld

Last Altered: Wednesday, September 19, 2018 09:27:22 Pacific Daylight Time
Printed: Wednesday, September 19, 2018 09:50:42 Pacific Daylight Time

Compound name: L-PFHxS
Coefficient of Determination: R^2 = 0.999101
Calibration curve: -0.000284739 * x^2 + 1.93672 * x + -0.0616474
Response type: Internal Std (Ref 42), Area * (IS Conc. / IS Area)
Curve type: 2nd Order, Origin: Include, Weighting: 1/x, Axis trans: None

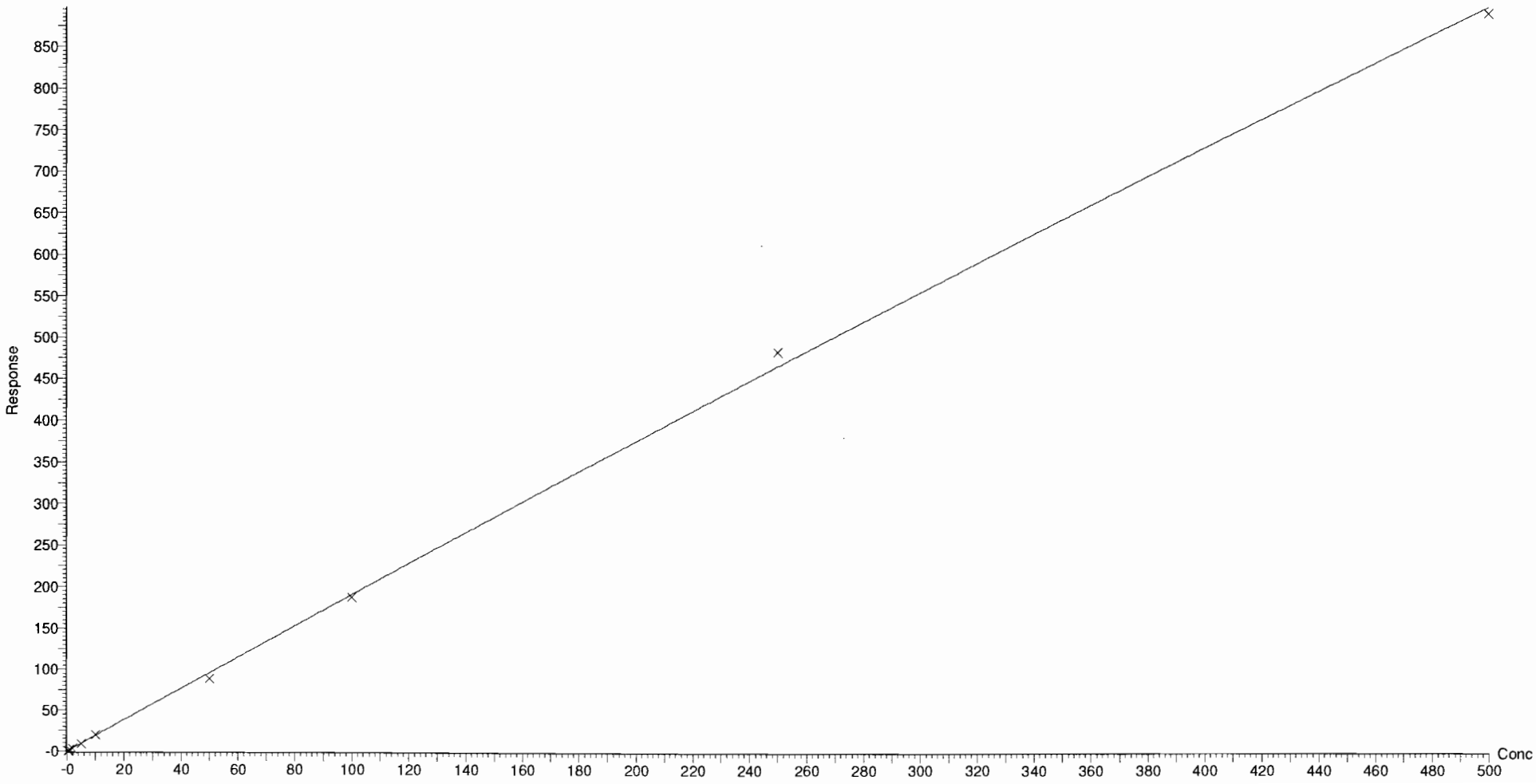

Dataset: F:\Projects\PFAS.PRO\Results\180918M2\180918M2-CRV.qld

Last Altered: Wednesday, September 19, 2018 09:27:22 Pacific Daylight Time
Printed: Wednesday, September 19, 2018 09:50:42 Pacific Daylight Time

Compound name: 6:2 FTS
Coefficient of Determination: R^2 = 0.999619
Calibration curve: -0.0037 * x^2 + 1.25686 * x + -0.0211278
Response type: Internal Std (Ref 43), Area * (IS Conc. / IS Area)
Curve type: 2nd Order, Origin: Include, Weighting: 1/x, Axis trans: None

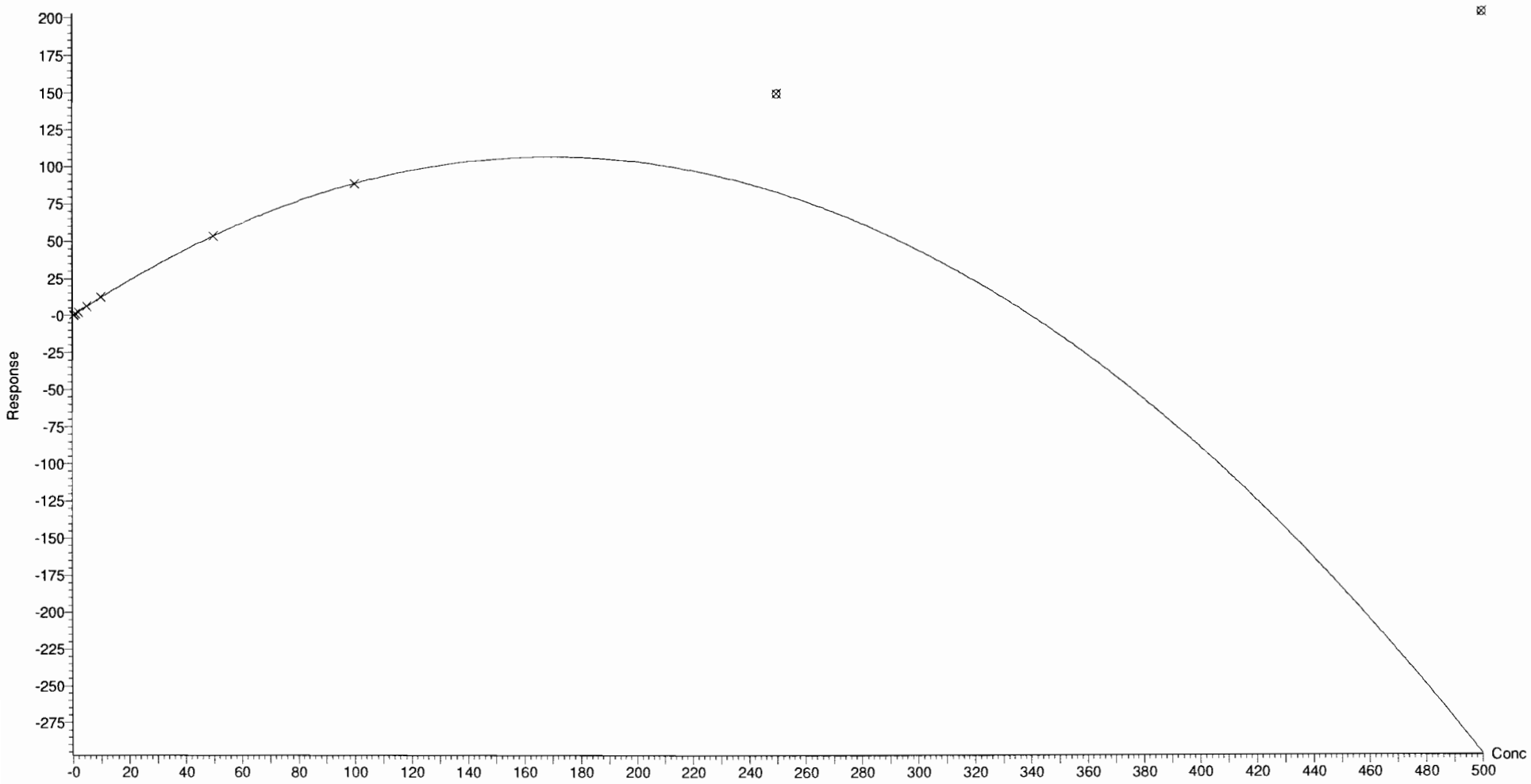

Dataset: F:\Projects\PFAS.PRO\Results\180918M2\180918M2-CRV.qld

Last Altered: Wednesday, September 19, 2018 09:27:22 Pacific Daylight Time
Printed: Wednesday, September 19, 2018 09:50:42 Pacific Daylight Time

Compound name: L-PFOA
Coefficient of Determination: R^2 = 0.999643
Calibration curve: -0.00018099 * x^2 + 1.43793 * x + 0.0253931
Response type: Internal Std (Ref 44), Area * (IS Conc. / IS Area)
Curve type: 2nd Order, Origin: Exclude, Weighting: 1/x, Axis trans: None

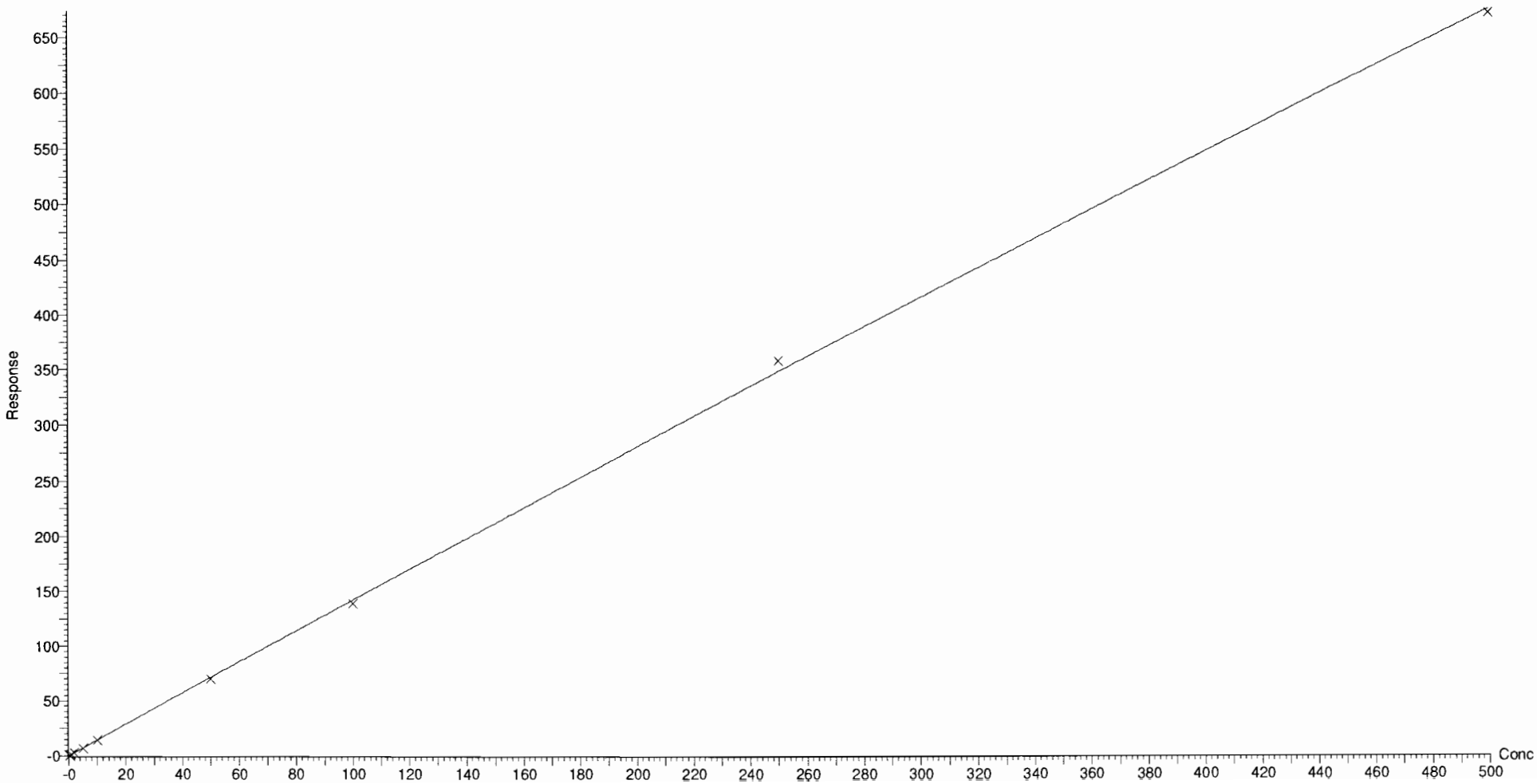

Dataset: F:\Projects\PFAS.PRO\Results\180918M2\180918M2-CRV.qld

Last Altered: Wednesday, September 19, 2018 09:27:22 Pacific Daylight Time
Printed: Wednesday, September 19, 2018 09:50:42 Pacific Daylight Time

Compound name: PFHpS
Coefficient of Determination: R^2 = 0.999571
Calibration curve: -9.25113e-006 * x^2 + 0.875113 * x + 0.0309929
Response type: Internal Std (Ref 47), Area * (IS Conc. / IS Area)
Curve type: 2nd Order, Origin: Exclude, Weighting: 1/x, Axis trans: None

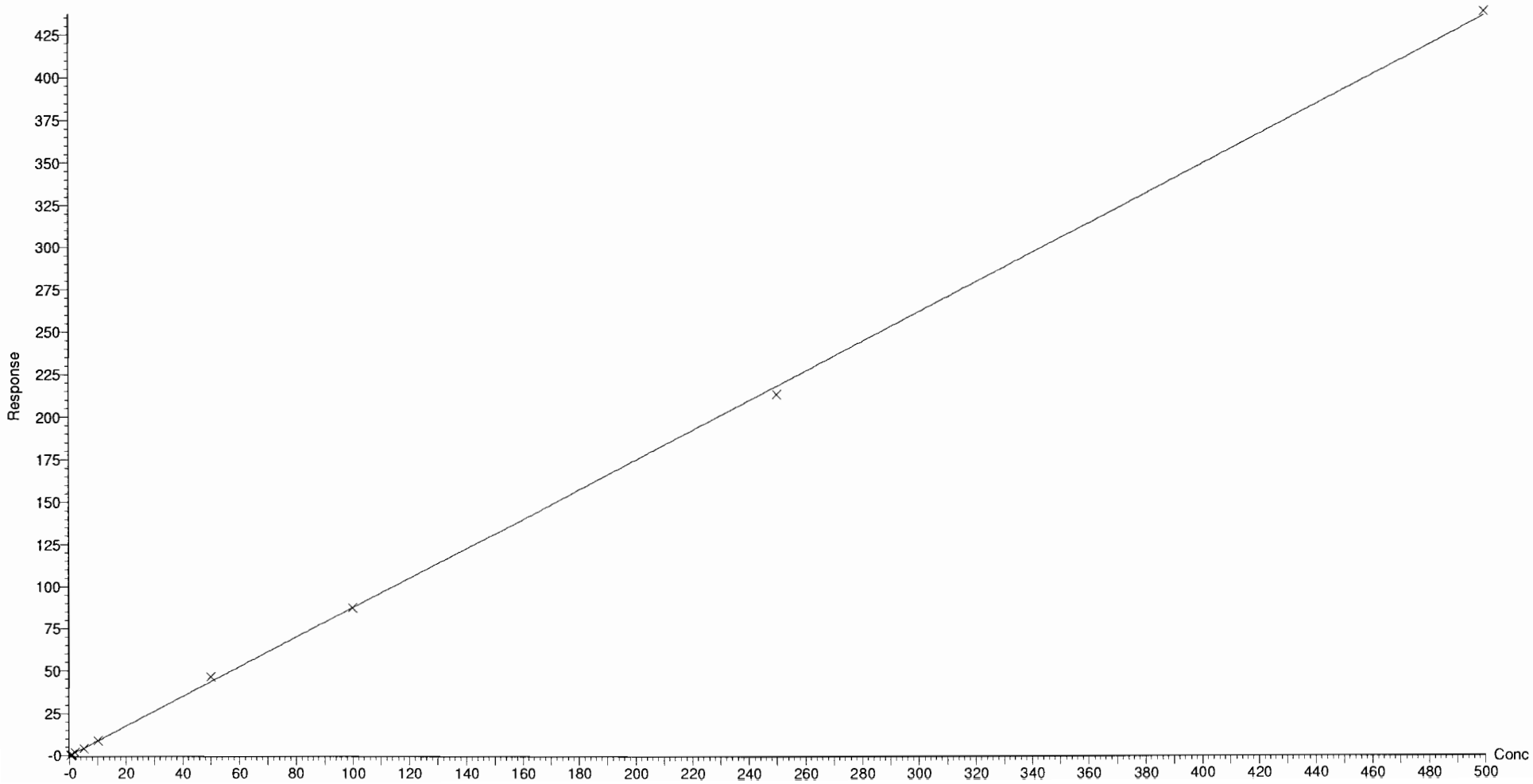

Dataset: F:\Projects\PFAS.PRO\Results\180918M2\180918M2-CRV.qld

Last Altered: Wednesday, September 19, 2018 09:27:22 Pacific Daylight Time
Printed: Wednesday, September 19, 2018 09:50:42 Pacific Daylight Time

Compound name: PFNA
Coefficient of Determination: R^2 = 0.999587
Calibration curve: -3.11884e-006 * x^2 + 1.14526 * x + 0.0140136
Response type: Internal Std (Ref 45), Area * (IS Conc. / IS Area)
Curve type: 2nd Order, Origin: Exclude, Weighting: 1/x, Axis trans: None

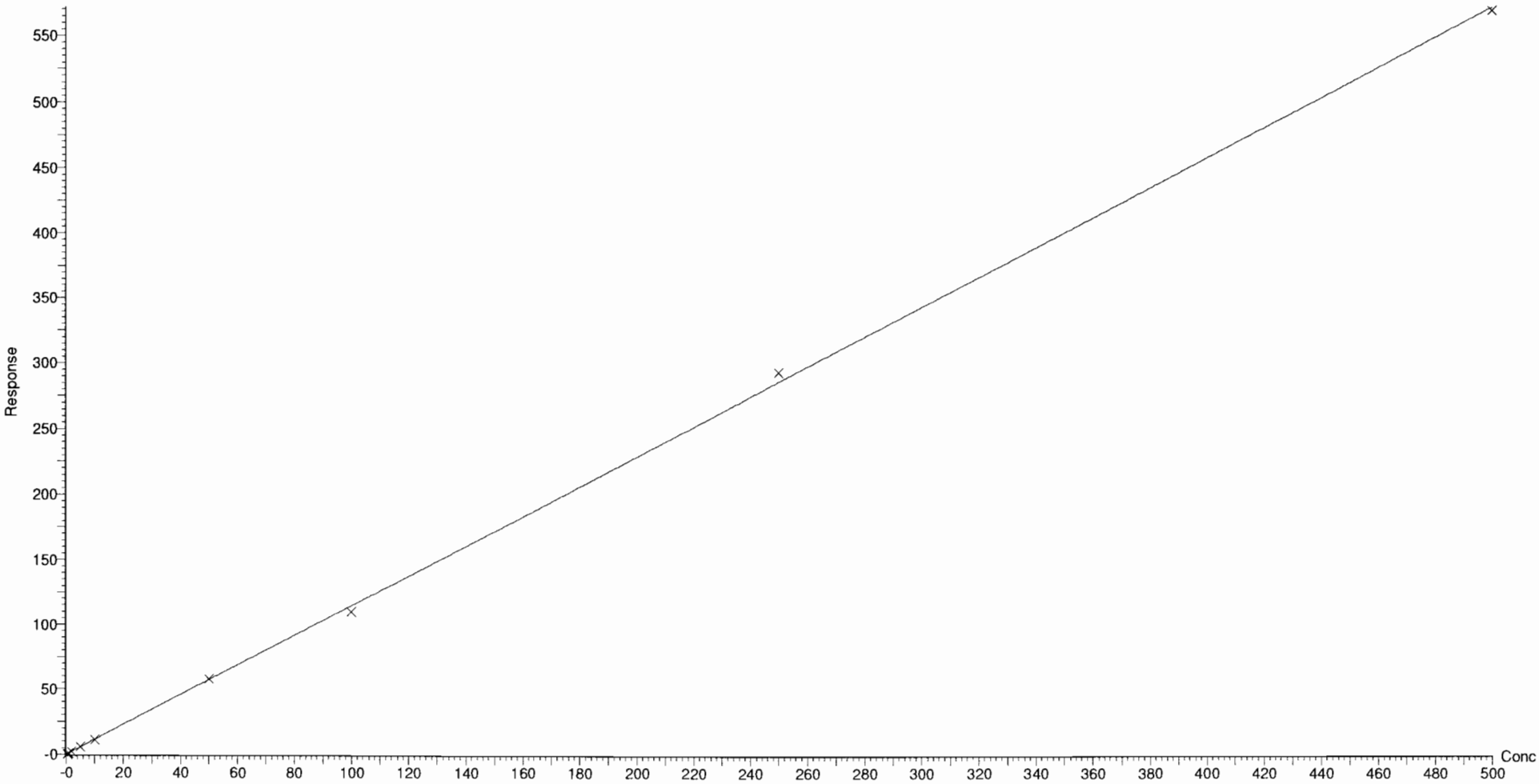

Dataset: F:\Projects\PFAS.PRO\Results\180918M2\180918M2-CRV.qld

Last Altered: Wednesday, September 19, 2018 09:27:22 Pacific Daylight Time
Printed: Wednesday, September 19, 2018 09:50:42 Pacific Daylight Time

Compound name: PFOSA
Coefficient of Determination: R^2 = 0.998668
Calibration curve: 7.89975e-005 * x^2 + 1.0854 * x + -0.0129573
Response type: Internal Std (Ref 46), Area * (IS Conc. / IS Area)
Curve type: 2nd Order, Origin: Exclude, Weighting: 1/x, Axis trans: None

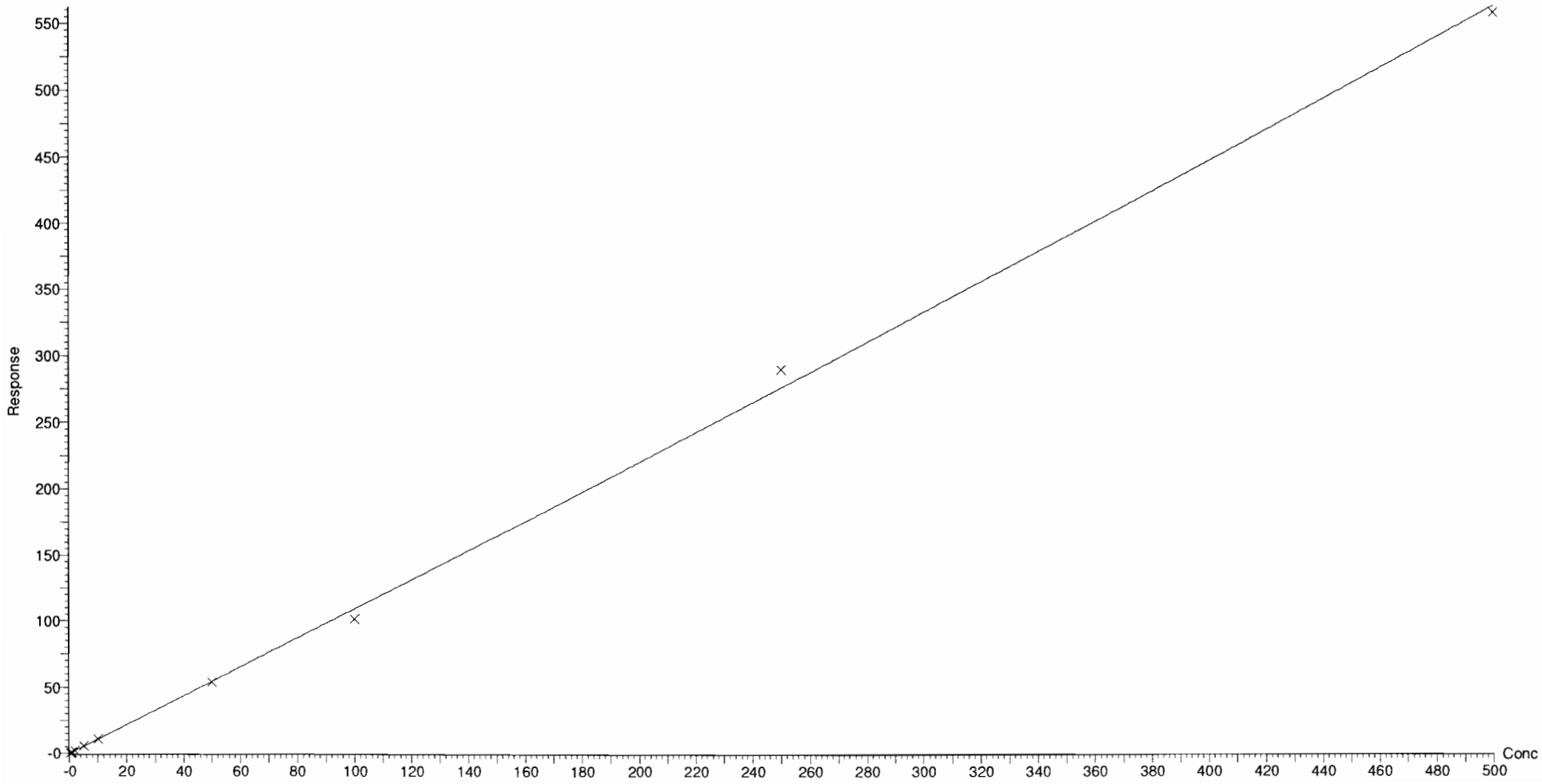

Dataset: F:\Projects\PFAS.PRO\Results\180918M2\180918M2-CRV.qld

Last Altered: Wednesday, September 19, 2018 09:27:22 Pacific Daylight Time
Printed: Wednesday, September 19, 2018 09:50:42 Pacific Daylight Time

Compound name: L-PFOS
Coefficient of Determination: R^2 = 0.999495
Calibration curve: 3.68662e-005 * x^2 + 0.996831 * x + 0.00959016
Response type: Internal Std (Ref 47), Area * (IS Conc. / IS Area)
Curve type: 2nd Order, Origin: Include, Weighting: 1/x, Axis trans: None

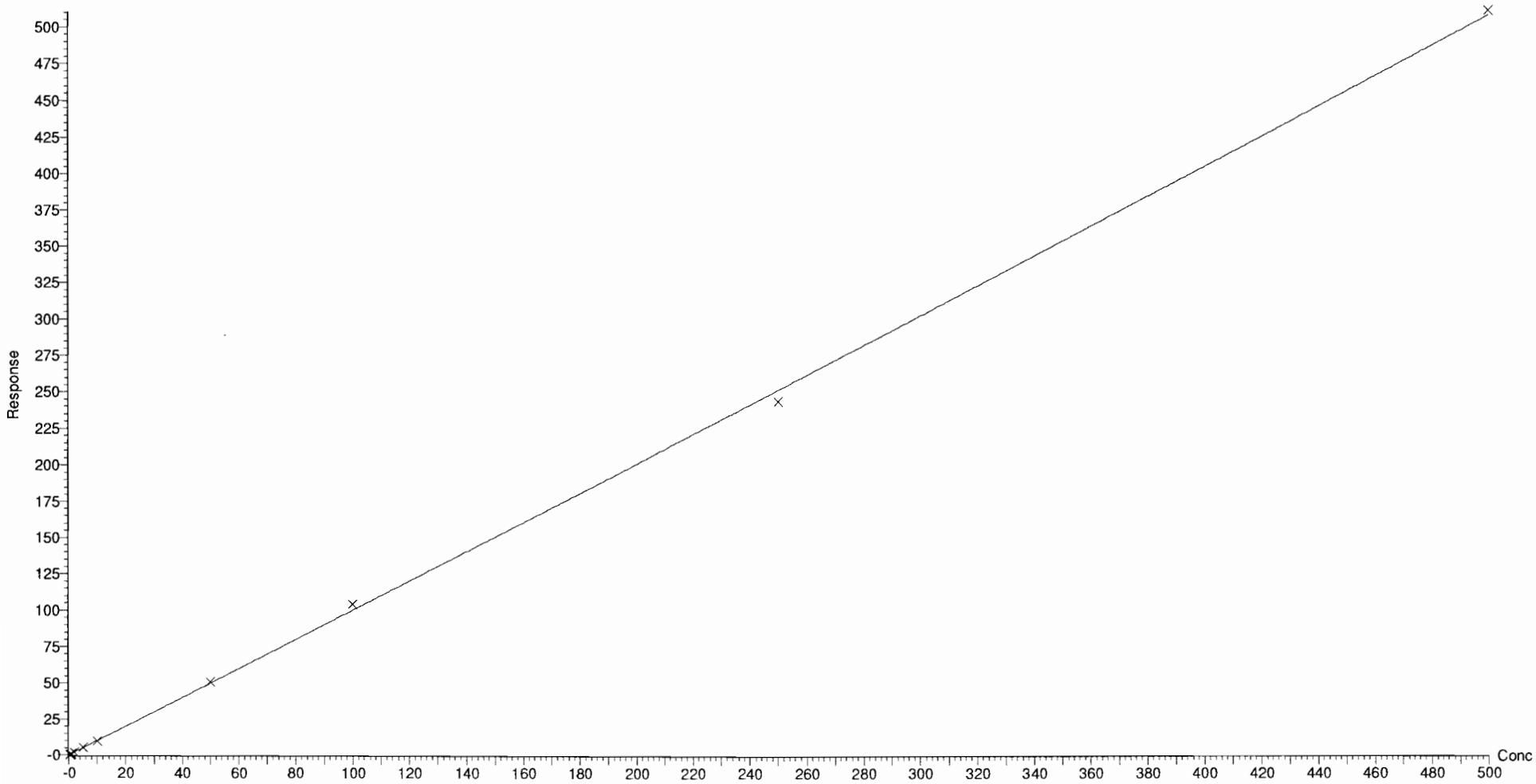

Dataset: F:\Projects\PFAS.PRO\Results\180918M2\180918M2-CRV.qld

Last Altered: Wednesday, September 19, 2018 09:27:22 Pacific Daylight Time
Printed: Wednesday, September 19, 2018 09:50:42 Pacific Daylight Time

Compound name: PFDA
Coefficient of Determination: R^2 = 0.999841
Calibration curve: -0.000172959 * x^2 + 1.27083 * x + 0.0329564
Response type: Internal Std (Ref 48), Area * (IS Conc. / IS Area)
Curve type: 2nd Order, Origin: Exclude, Weighting: 1/x, Axis trans: None

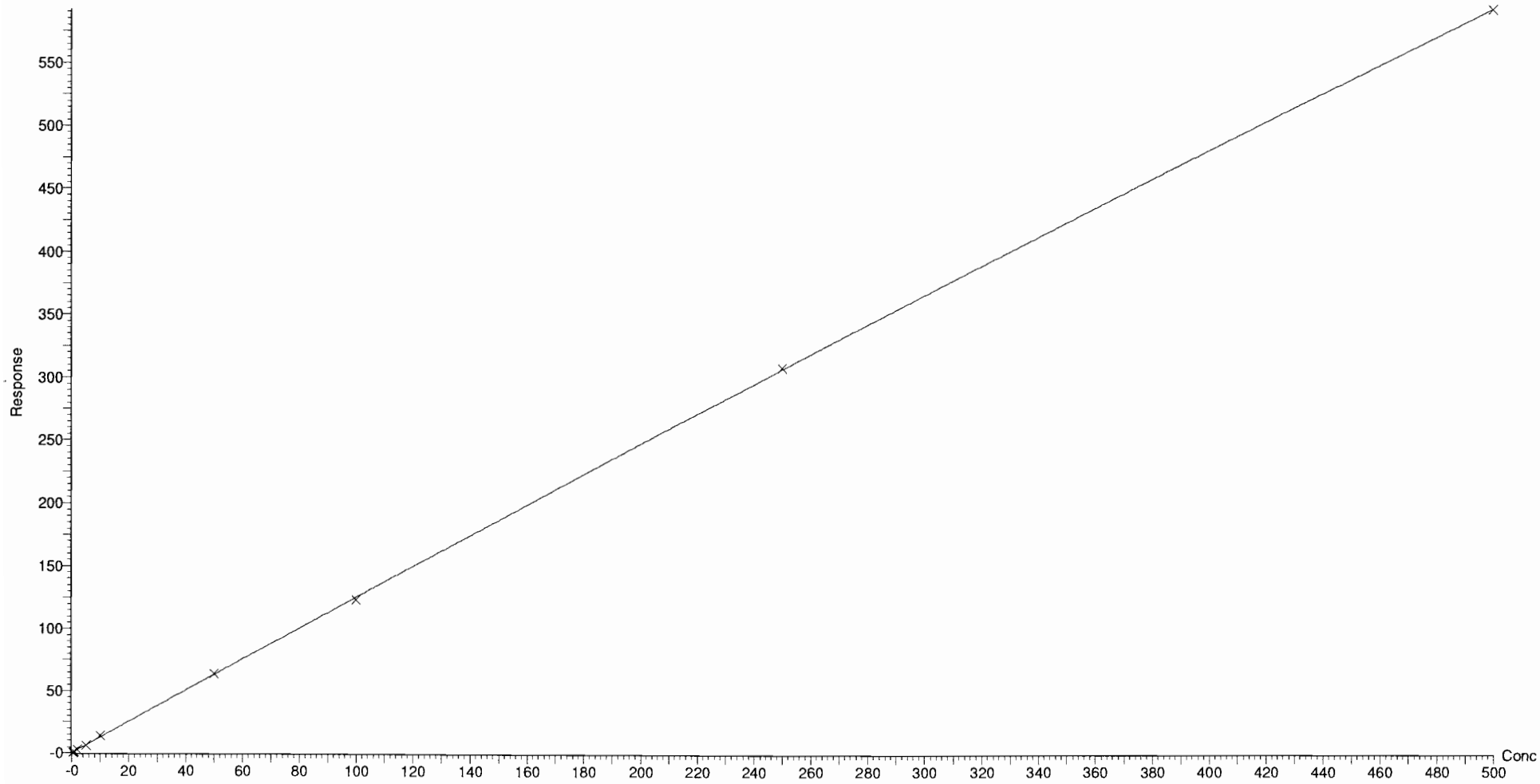

Dataset: F:\Projects\PFAS.PRO\Results\180918M2\180918M2-CRV.qld

Last Altered: Wednesday, September 19, 2018 09:27:22 Pacific Daylight Time
Printed: Wednesday, September 19, 2018 09:50:42 Pacific Daylight Time

Compound name: 8:2 FTS
Coefficient of Determination: R^2 = 0.999170
Calibration curve: -0.00514809 * x^2 + 1.54937 * x + -0.00372973
Response type: Internal Std (Ref 49), Area * (IS Conc. / IS Area)
Curve type: 2nd Order, Origin: Exclude, Weighting: 1/x, Axis trans: None

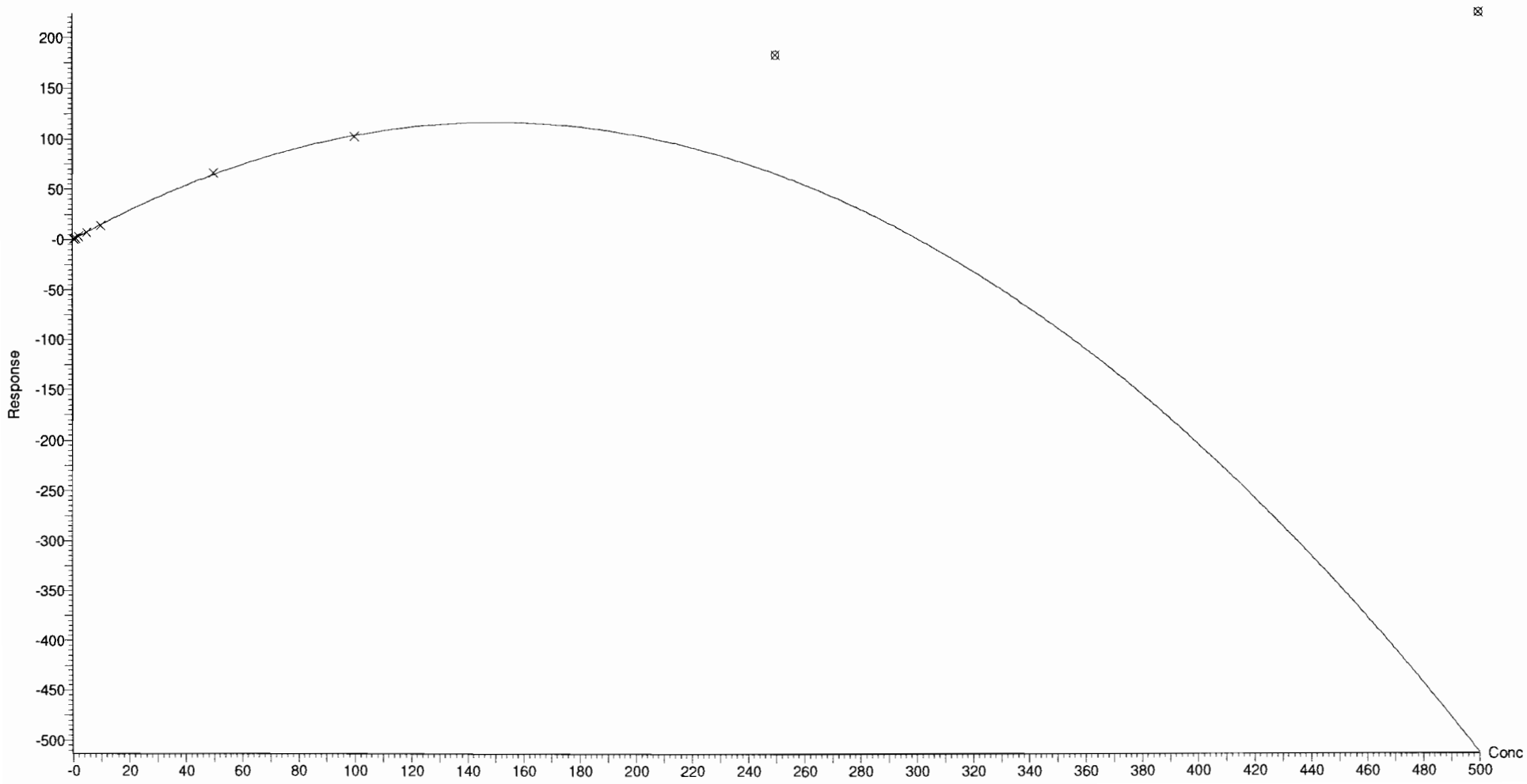

Dataset: F:\Projects\PFAS.PRO\Results\180918M2\180918M2-CRV.qld

Last Altered: Wednesday, September 19, 2018 09:27:22 Pacific Daylight Time
Printed: Wednesday, September 19, 2018 09:50:42 Pacific Daylight Time

Compound name: PFNS
Coefficient of Determination: R^2 = 0.999227
Calibration curve: -1.43383e-005 * x^2 + 0.73082 * x + -0.0387621
Response type: Internal Std (Ref 47), Area * (IS Conc. / IS Area)
Curve type: 2nd Order, Origin: Exclude, Weighting: 1/x, Axis trans: None

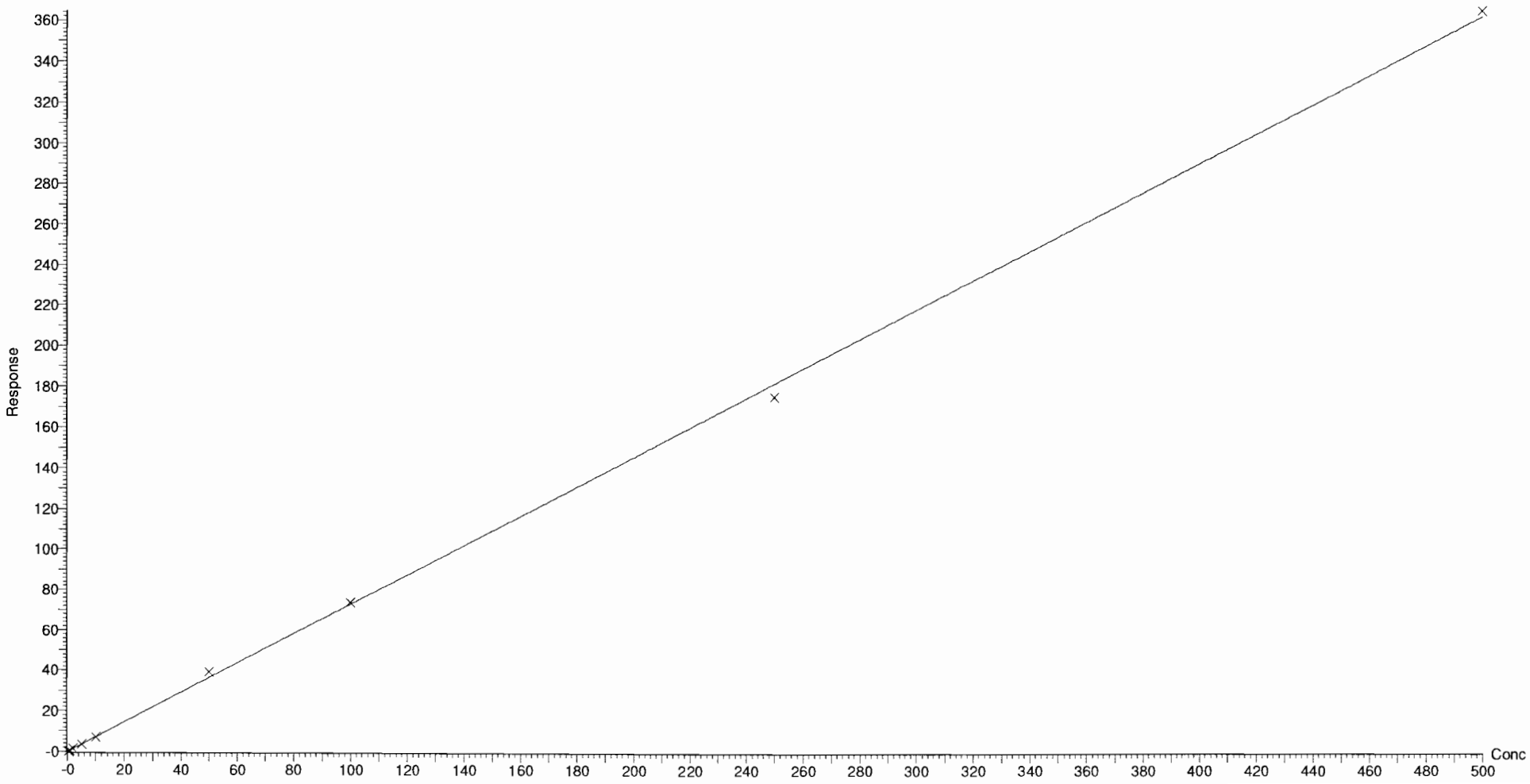

Dataset: F:\Projects\PFAS.PRO\Results\180918M2\180918M2-CRV.qld

Last Altered: Wednesday, September 19, 2018 09:27:22 Pacific Daylight Time
Printed: Wednesday, September 19, 2018 09:50:42 Pacific Daylight Time

Compound name: L-MeFOSAA
Coefficient of Determination: R^2 = 0.999909
Calibration curve: -0.000376701 * x^2 + 1.42245 * x + -0.0711837
Response type: Internal Std (Ref 50), Area * (IS Conc. / IS Area)
Curve type: 2nd Order, Origin: Include, Weighting: 1/x, Axis trans: None

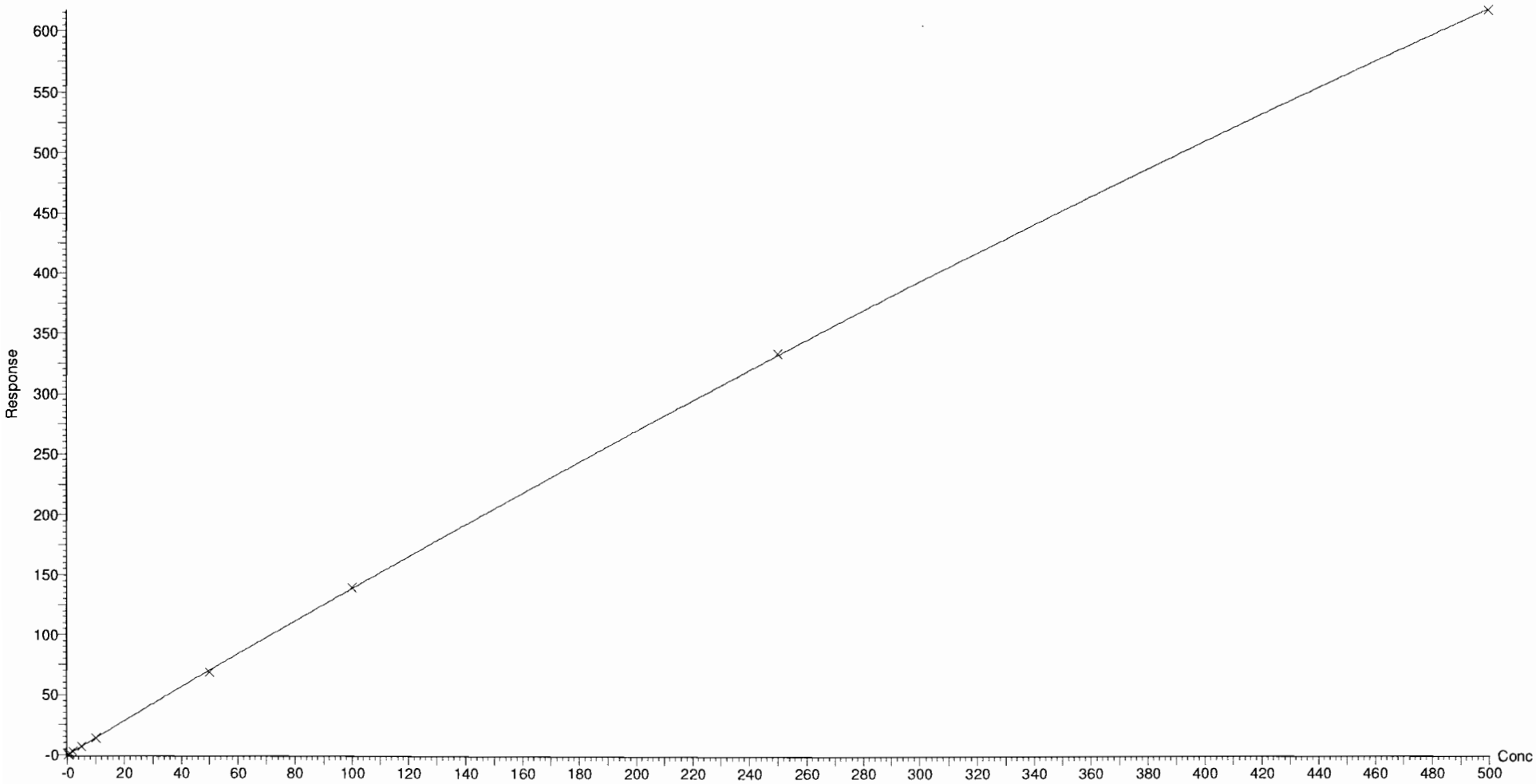

Dataset: F:\Projects\PFAS.PRO\Results\180918M2\180918M2-CRV.qld

Last Altered: Wednesday, September 19, 2018 09:27:22 Pacific Daylight Time
Printed: Wednesday, September 19, 2018 09:50:42 Pacific Daylight Time

Compound name: L-EtFOSAA
Coefficient of Determination: R^2 = 0.999684
Calibration curve: -9.98691e-005 * x^2 + 1.05248 * x + -0.0291979
Response type: Internal Std (Ref 52), Area * (IS Conc. / IS Area)
Curve type: 2nd Order, Origin: Exclude, Weighting: 1/x, Axis trans: None

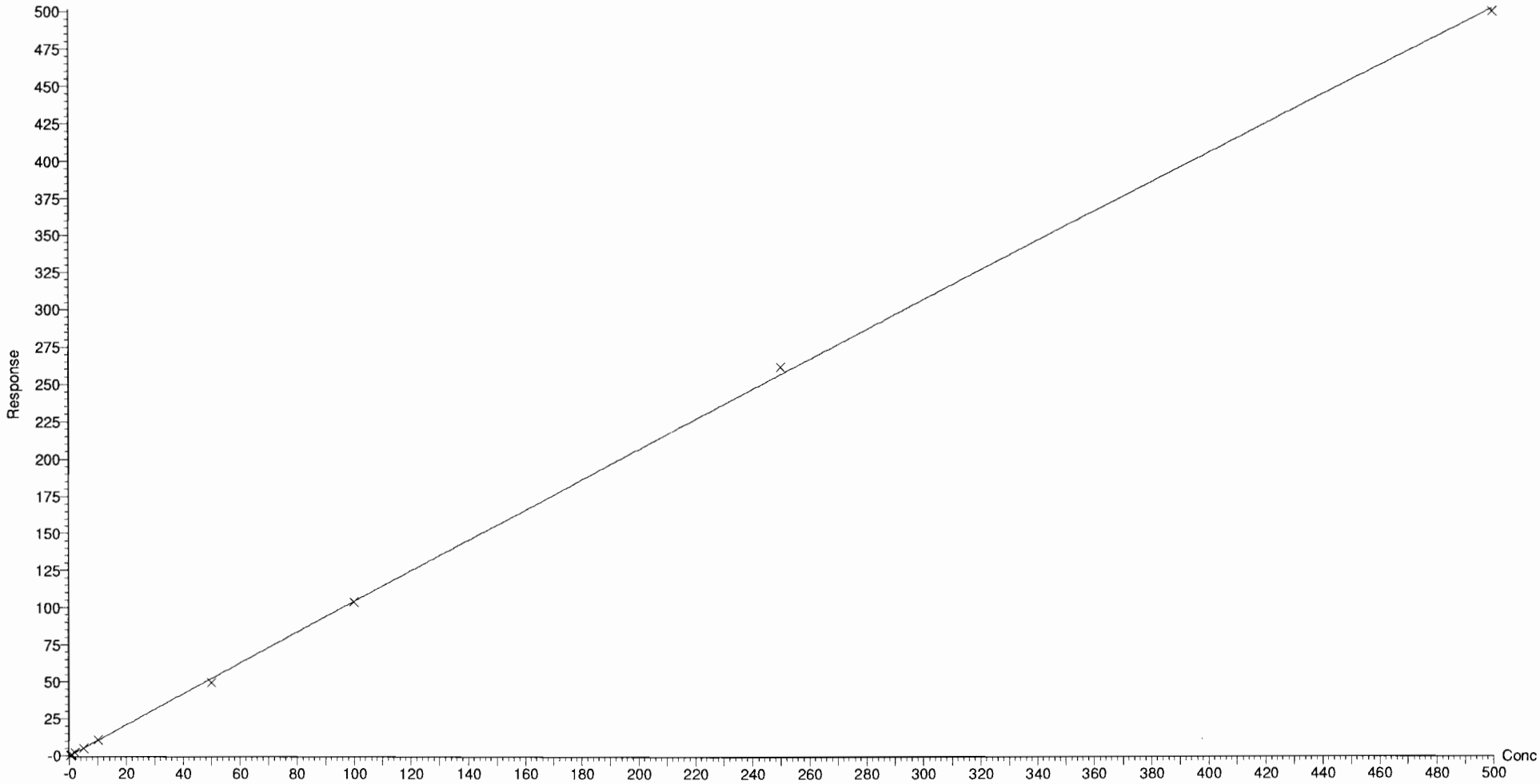

Vista Analytical Laboratory Q1

Dataset: F:\Projects\PFAS.PRO\Results\180918M2\180918M2-CRV.qld

Last Altered: Wednesday, September 19, 2018 09:27:22 Pacific Daylight Time
Printed: Wednesday, September 19, 2018 09:51:18 Pacific Daylight Time

Method: F:\Projects\PFAS.PRO\MethDB\PFAS_FULL_80C_091818_B.mdb 19 Sep 2018 09:27:20
Calibration: F:\Projects\PFAS.PRO\CurveDB\C18_VAL-PFAS_Q4_09-18-18.cdb 19 Sep 2018 09:23:23

Compound name: PFUdA
Coefficient of Determination: R^2 = 0.999782
Calibration curve: -0.00022561 * x^2 + 0.977705 * x + 0.0106664
Response type: Internal Std (Ref 51), Area * (IS Conc. / IS Area)
Curve type: 2nd Order, Origin: Exclude, Weighting: 1/x, Axis trans: None

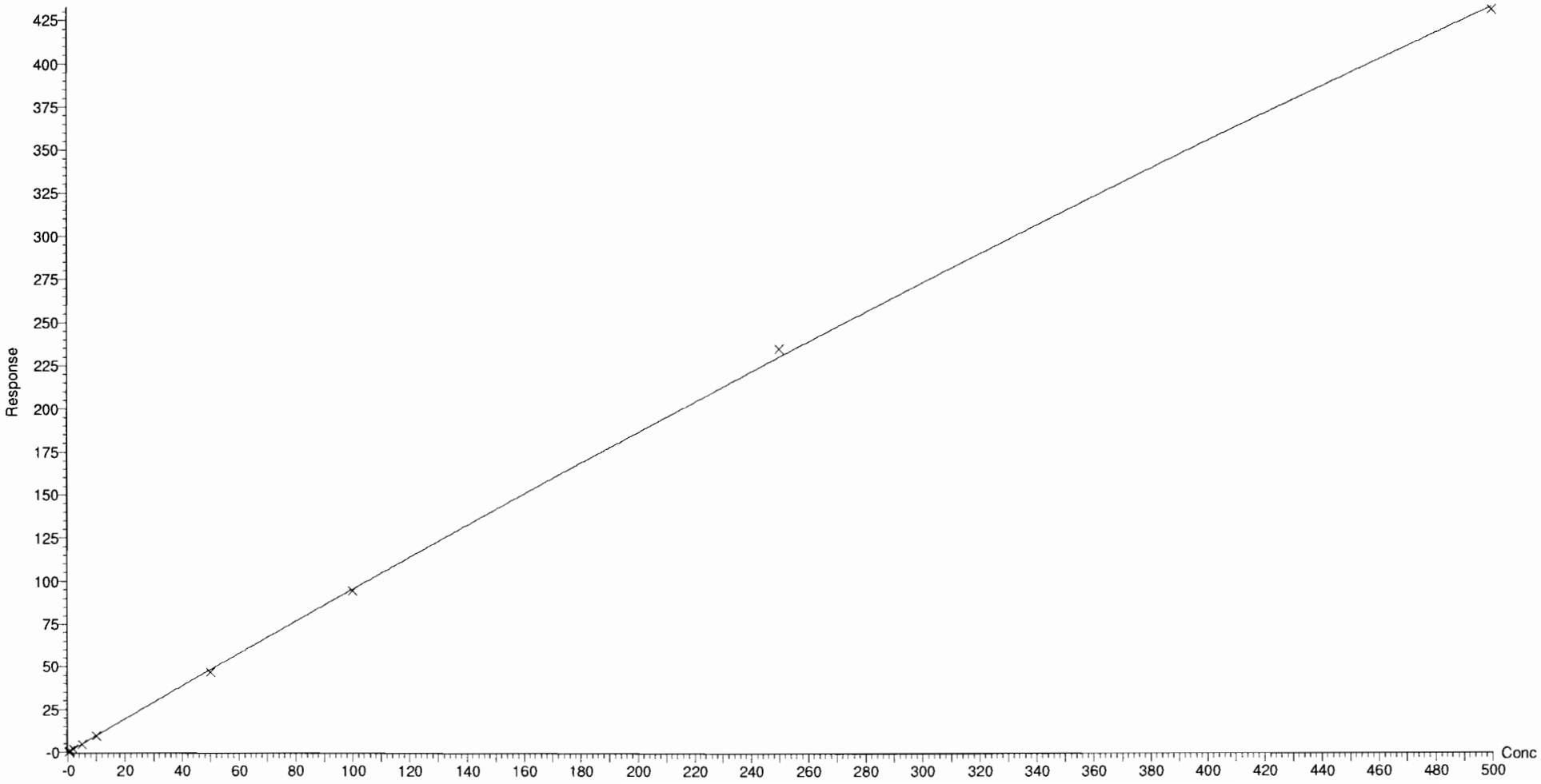

Dataset: F:\Projects\PFAS.PRO\Results\180918M2\180918M2-CRV.qld

Last Altered: Wednesday, September 19, 2018 09:27:22 Pacific Daylight Time
Printed: Wednesday, September 19, 2018 09:51:18 Pacific Daylight Time

Compound name: PFDS
Coefficient of Determination: R^2 = 0.999816
Calibration curve: -3.78398e-005 * x^2 + 1.02218 * x + -0.041889
Response type: Internal Std (Ref 47), Area * (IS Conc. / IS Area)
Curve type: 2nd Order, Origin: Exclude, Weighting: 1/x, Axis trans: None

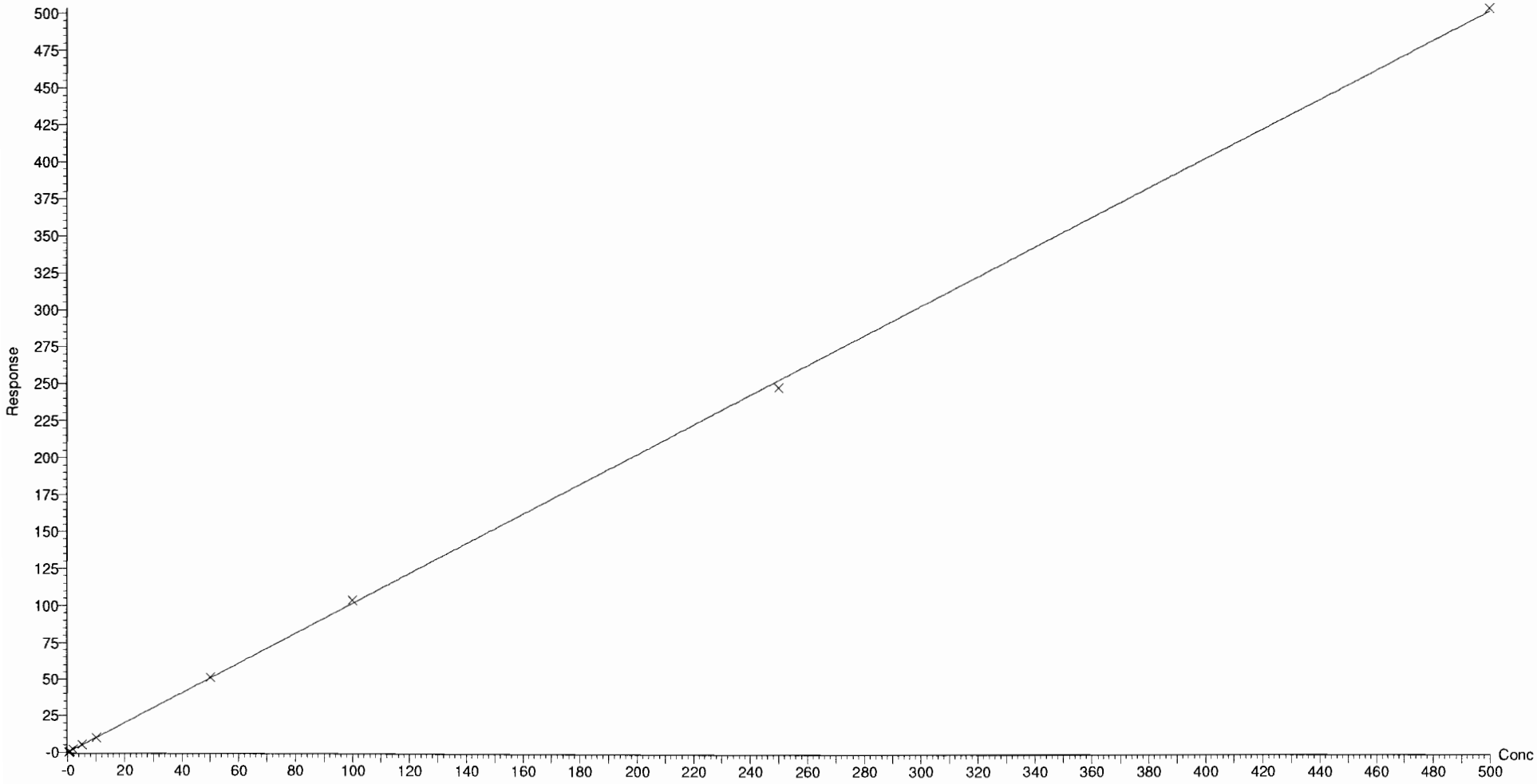

Dataset: F:\Projects\PFAS.PRO\Results\180918M2\180918M2-CRV.qld

Last Altered: Wednesday, September 19, 2018 09:27:22 Pacific Daylight Time
Printed: Wednesday, September 19, 2018 09:51:18 Pacific Daylight Time

Compound name: PFDoA
Coefficient of Determination: R^2 = 0.999937
Calibration curve: -0.000135217 * x^2 + 1.24111 * x + 0.07397
Response type: Internal Std (Ref 53), Area * (IS Conc. / IS Area)
Curve type: 2nd Order, Origin: Exclude, Weighting: 1/x, Axis trans: None

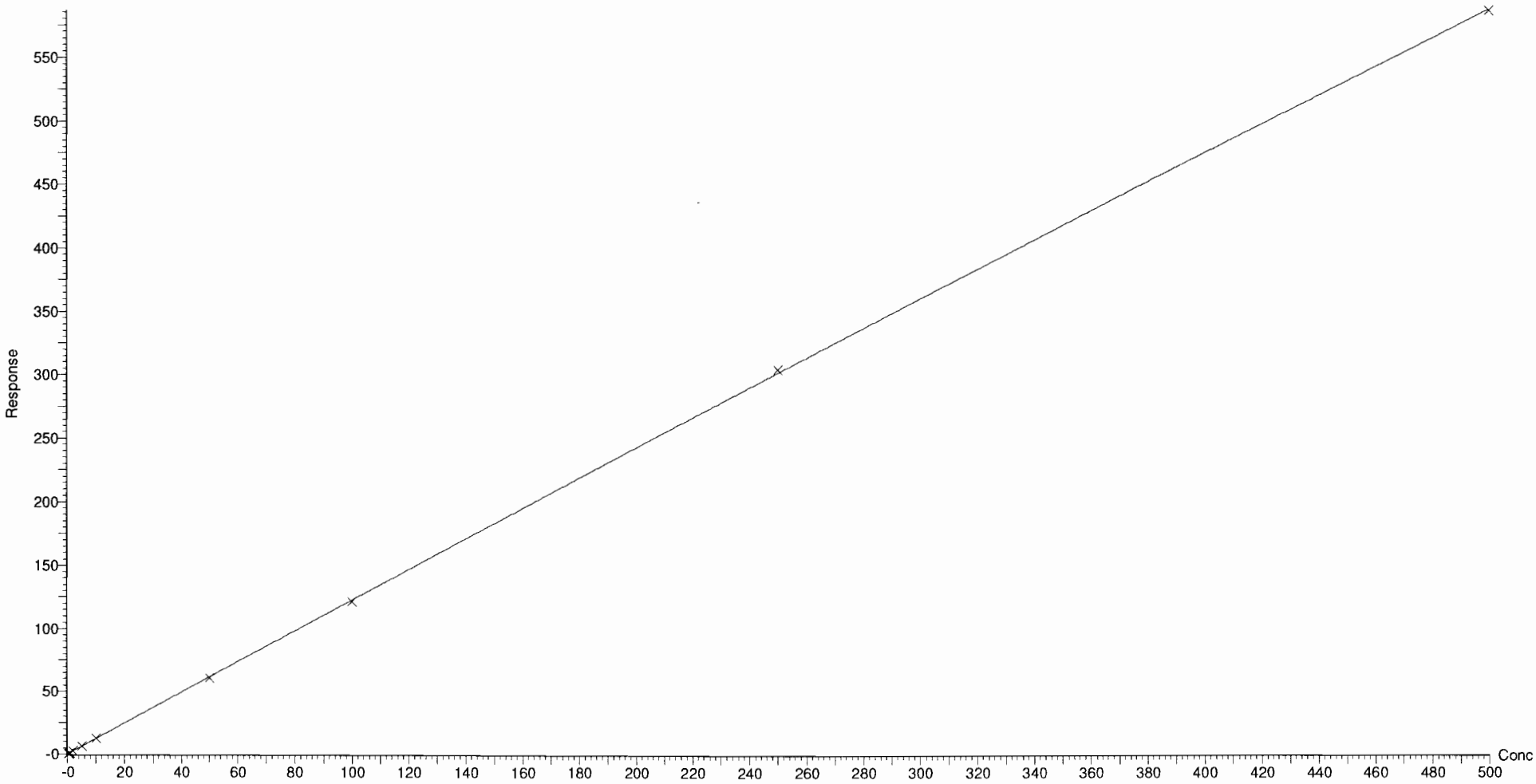

Dataset: F:\Projects\PFAS.PRO\Results\180918M2\180918M2-CRV.qld

Last Altered: Wednesday, September 19, 2018 09:27:22 Pacific Daylight Time
Printed: Wednesday, September 19, 2018 09:51:18 Pacific Daylight Time

Compound name: N-MeFOSA
Coefficient of Determination: R^2 = 0.999935
Calibration curve: -7.83581e-005 * x^2 + 1.00313 * x + -0.214521
Response type: Internal Std (Ref 54), Area * (IS Conc. / IS Area)
Curve type: 2nd Order, Origin: Include, Weighting: 1/x, Axis trans: None

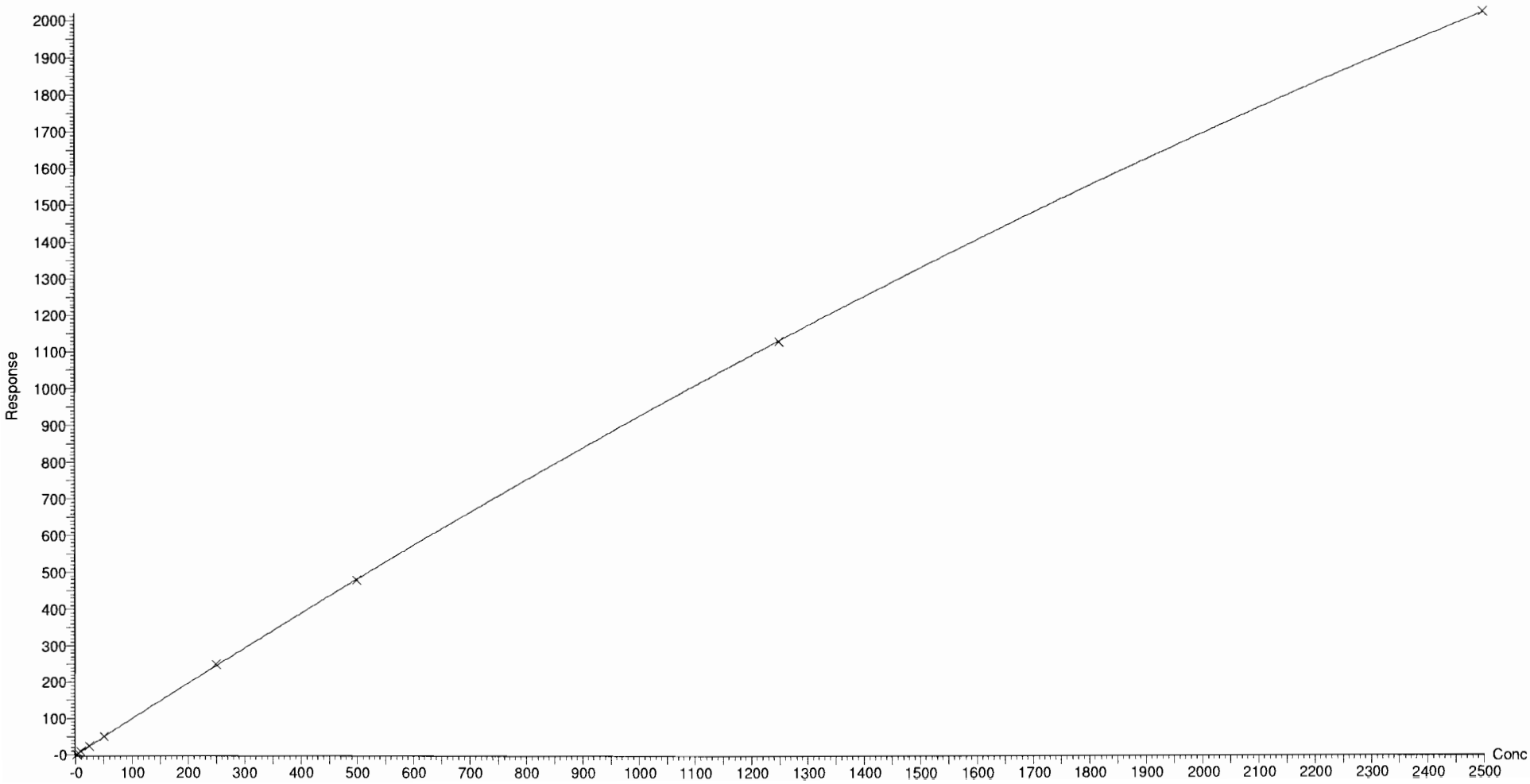

Dataset: F:\Projects\PFAS.PRO\Results\180918M2\180918M2-CRV.qld

Last Altered: Wednesday, September 19, 2018 09:27:22 Pacific Daylight Time
Printed: Wednesday, September 19, 2018 09:51:18 Pacific Daylight Time

Compound name: PFTrDA
Coefficient of Determination: R^2 = 0.999752
Calibration curve: -0.000242891 * x^2 + 1.31169 * x + 0.0172743
Response type: Internal Std (Ref 53), Area * (IS Conc. / IS Area)
Curve type: 2nd Order, Origin: Exclude, Weighting: 1/x, Axis trans: None

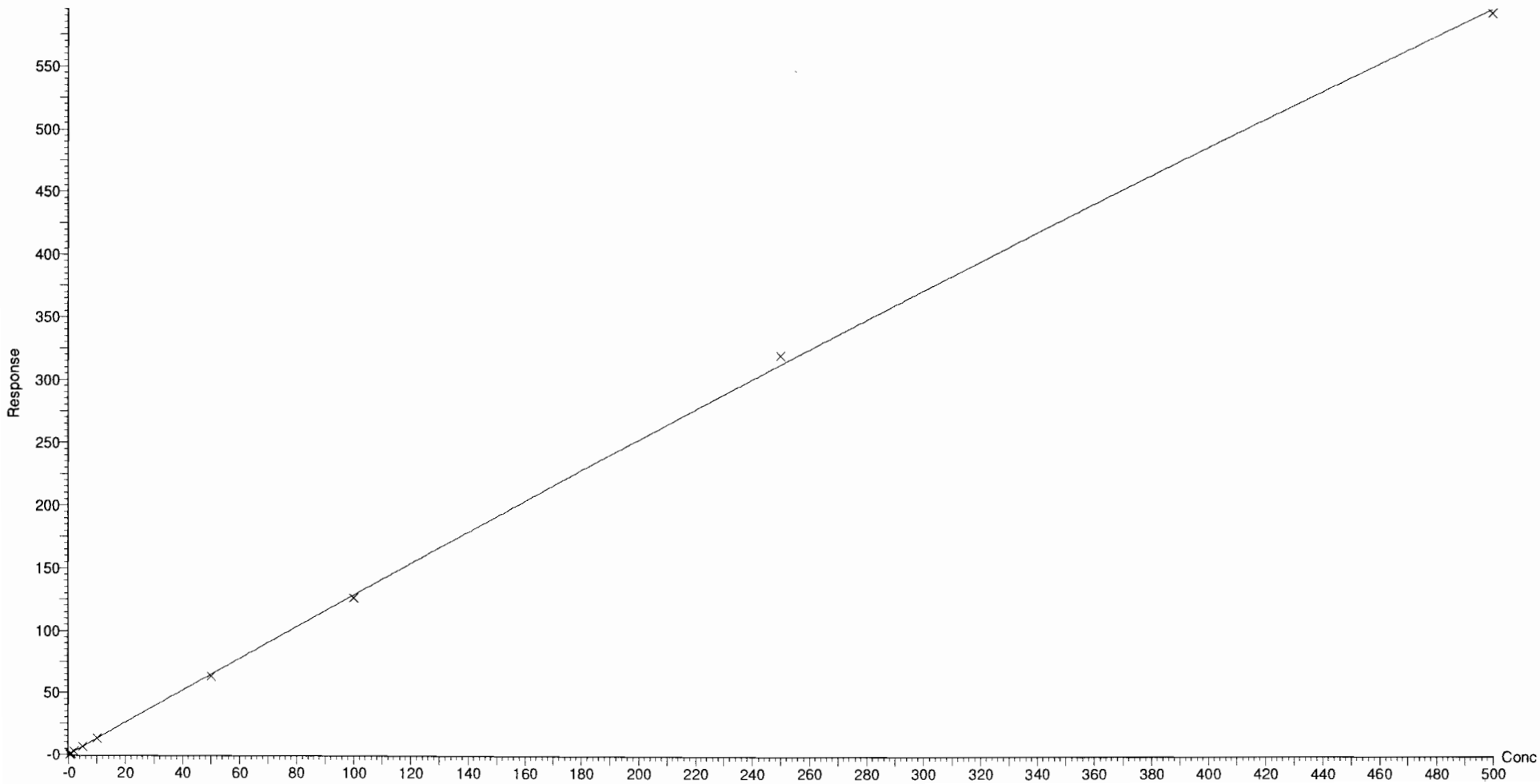

Dataset: F:\Projects\PFAS.PRO\Results\180918M2\180918M2-CRV.qld

Last Altered: Wednesday, September 19, 2018 09:27:22 Pacific Daylight Time
Printed: Wednesday, September 19, 2018 09:51:18 Pacific Daylight Time

Compound name: PFTeDA
Coefficient of Determination: R^2 = 0.999922
Calibration curve: -0.000927041 * x^2 + 1.74996 * x + 0.0603895
Response type: Internal Std (Ref 55), Area * (IS Conc. / IS Area)
Curve type: 2nd Order, Origin: Exclude, Weighting: 1/x, Axis trans: None

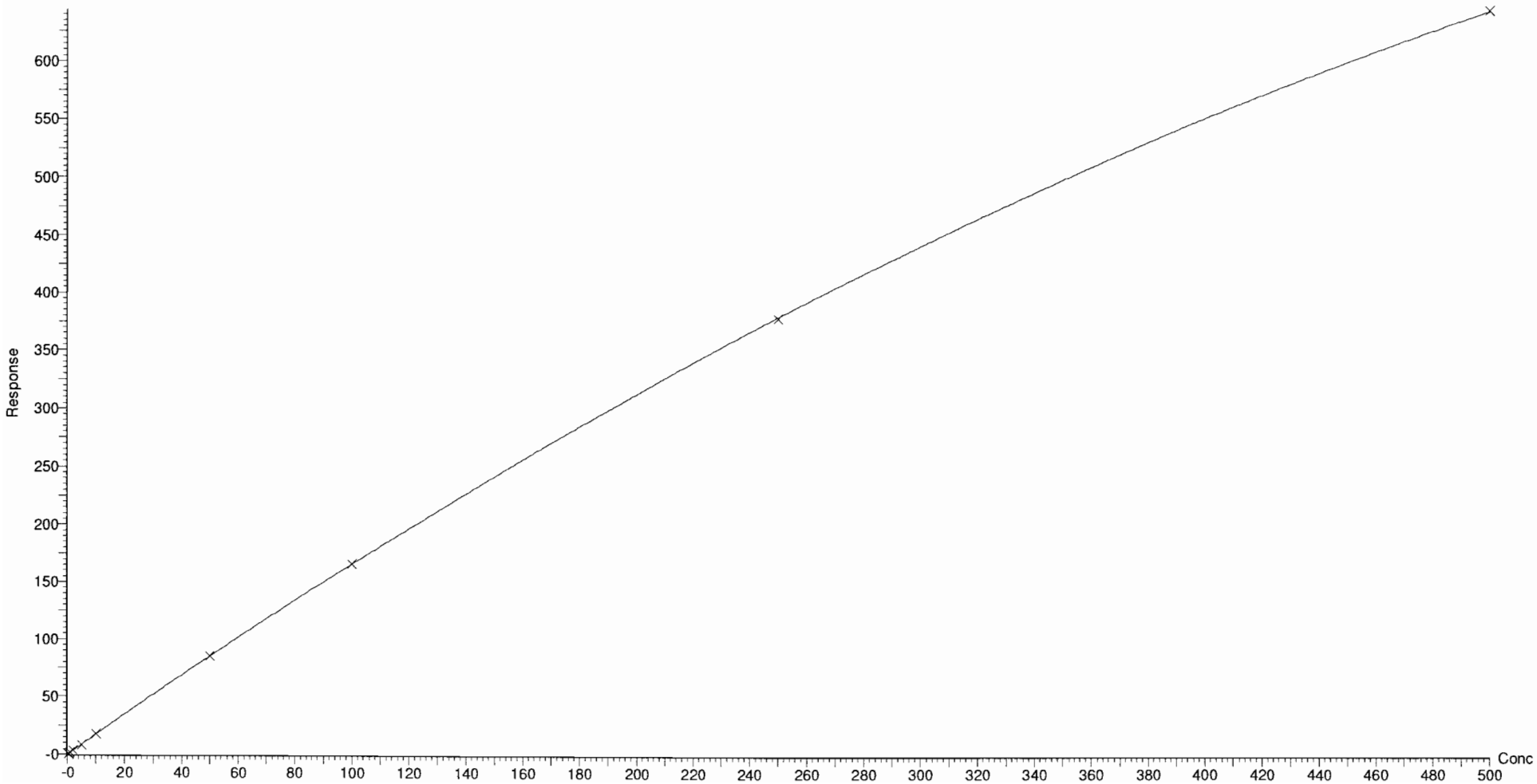

Dataset: F:\Projects\PFAS.PRO\Results\180918M2\180918M2-CRV.qld

Last Altered: Wednesday, September 19, 2018 09:27:22 Pacific Daylight Time
Printed: Wednesday, September 19, 2018 09:51:18 Pacific Daylight Time

Compound name: N-EtFOSA
Coefficient of Determination: R^2 = 0.999941
Calibration curve: -3.4962e-005 * x^2 + 0.871171 * x + 0.082912
Response type: Internal Std (Ref 56), Area * (IS Conc. / IS Area)
Curve type: 2nd Order, Origin: Exclude, Weighting: 1/x, Axis trans: None

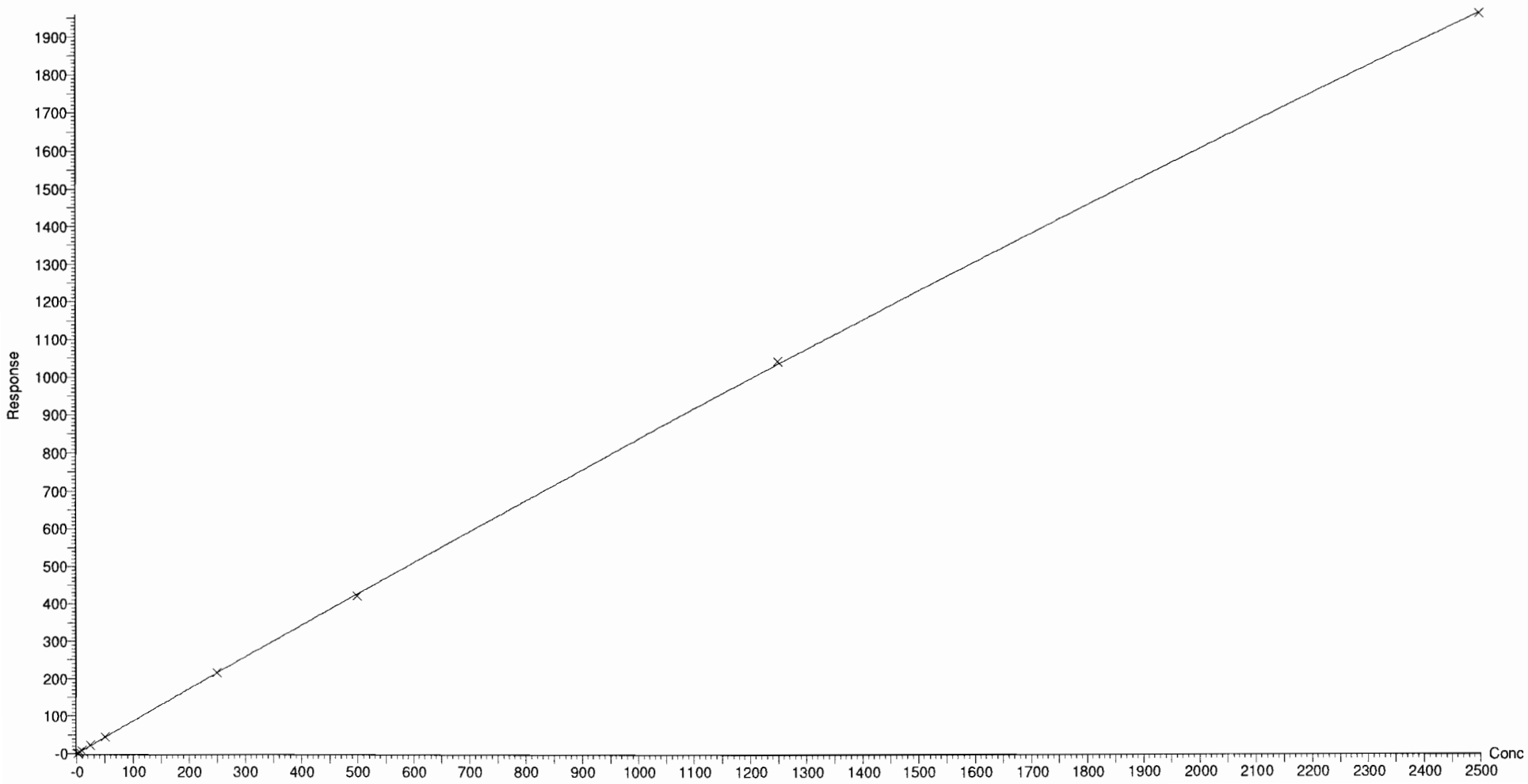

Dataset: F:\Projects\PFAS.PRO\Results\180918M2\180918M2-CRV.qld

Last Altered: Wednesday, September 19, 2018 09:27:22 Pacific Daylight Time
Printed: Wednesday, September 19, 2018 09:51:18 Pacific Daylight Time

Compound name: PFHxDA
Coefficient of Determination: R^2 = 0.999776
Calibration curve: -0.000273295 * x^2 + 0.634673 * x + 0.0509784
Response type: Internal Std (Ref 57), Area * (IS Conc. / IS Area)
Curve type: 2nd Order, Origin: Exclude, Weighting: 1/x, Axis trans: None

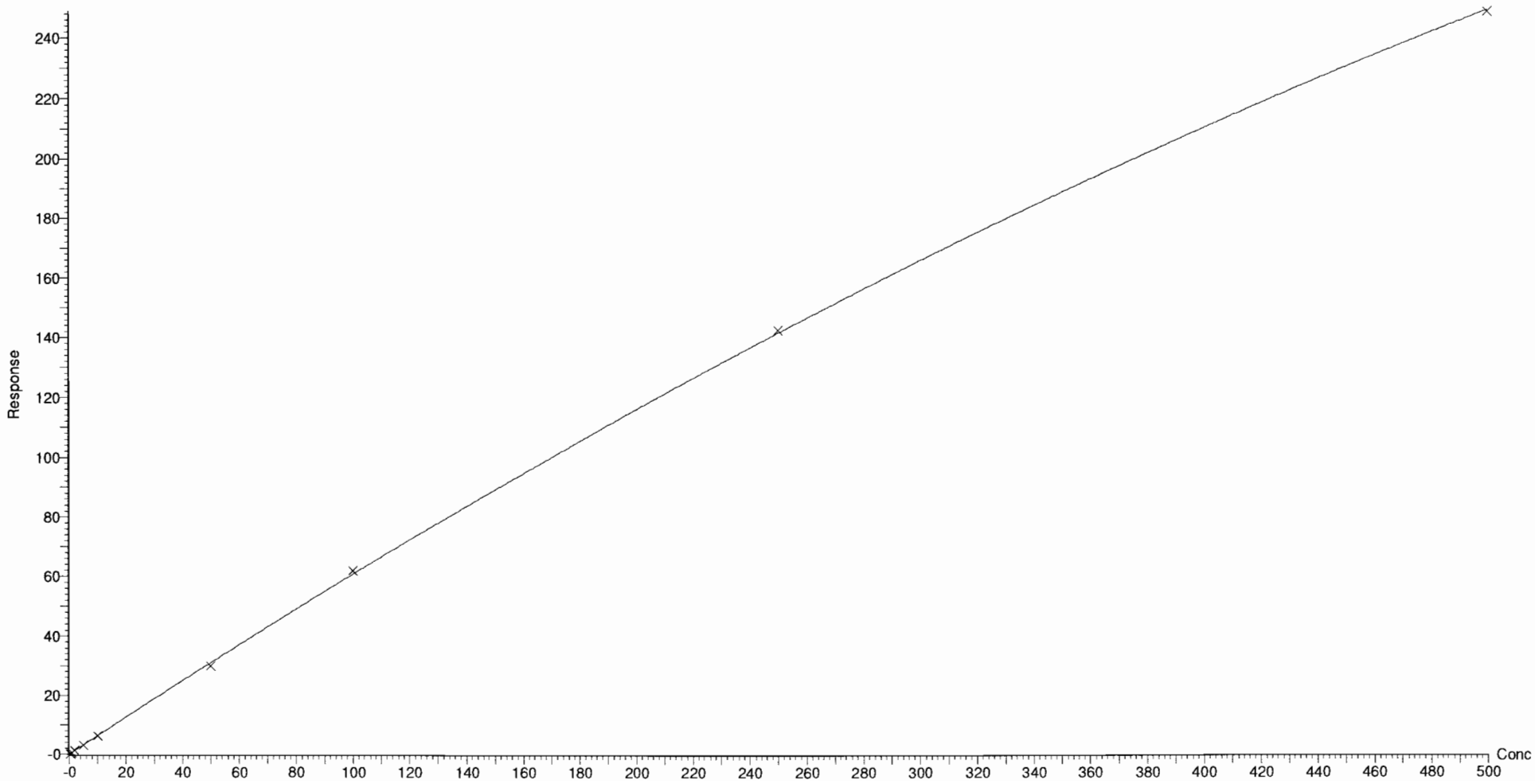

Dataset: F:\Projects\PFAS.PRO\Results\180918M2\180918M2-CRV.qld

Last Altered: Wednesday, September 19, 2018 09:27:22 Pacific Daylight Time
Printed: Wednesday, September 19, 2018 09:51:18 Pacific Daylight Time

Compound name: PFODA
Coefficient of Determination: R^2 = 0.999761
Calibration curve: -0.000295457 * x^2 + 0.908032 * x + 0.0349602
Response type: Internal Std (Ref 57), Area * (IS Conc. / IS Area)
Curve type: 2nd Order, Origin: Include, Weighting: 1/x, Axis trans: None

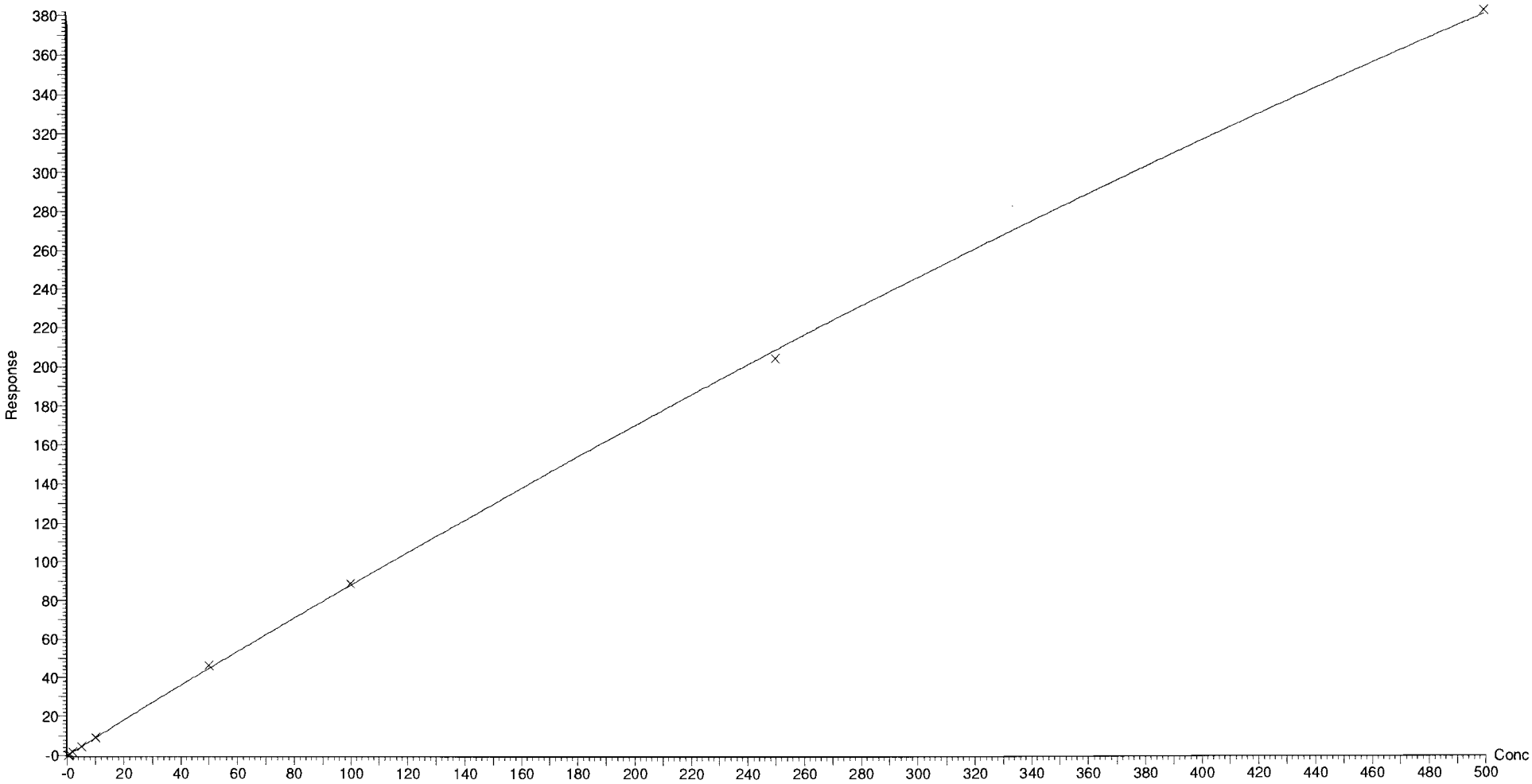

Dataset: F:\Projects\PFAS.PRO\Results\180918M2\180918M2-CRV.qld

Last Altered: Wednesday, September 19, 2018 09:27:22 Pacific Daylight Time
Printed: Wednesday, September 19, 2018 09:51:18 Pacific Daylight Time

Compound name: N-MeFOSE
Coefficient of Determination: R^2 = 0.999895
Calibration curve: -3.53248e-006 * x^2 + 0.932841 * x + -0.0520129
Response type: Internal Std (Ref 58), Area * (IS Conc. / IS Area)
Curve type: 2nd Order, Origin: Exclude, Weighting: 1/x, Axis trans: None

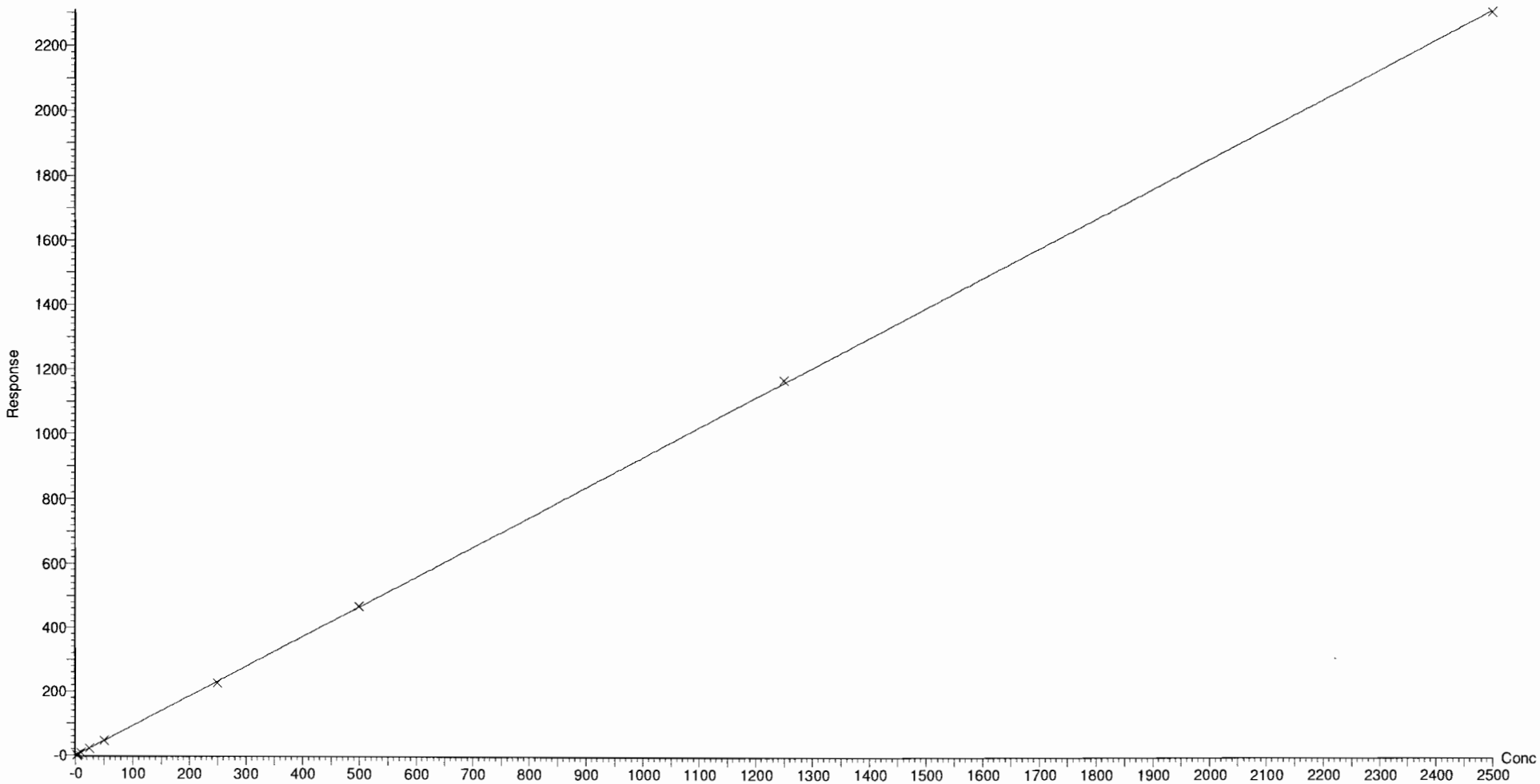

Dataset: F:\Projects\PFAS.PRO\Results\180918M2\180918M2-CRV.qld

Last Altered: Wednesday, September 19, 2018 09:27:22 Pacific Daylight Time
Printed: Wednesday, September 19, 2018 09:51:18 Pacific Daylight Time

Compound name: N-EtFOSE
Coefficient of Determination: R^2 = 0.999877
Calibration curve: -8.39208e-006 * x^2 + 1.11211 * x + 0.0525485
Response type: Internal Std (Ref 59), Area * (IS Conc. / IS Area)
Curve type: 2nd Order, Origin: Exclude, Weighting: 1/x, Axis trans: None

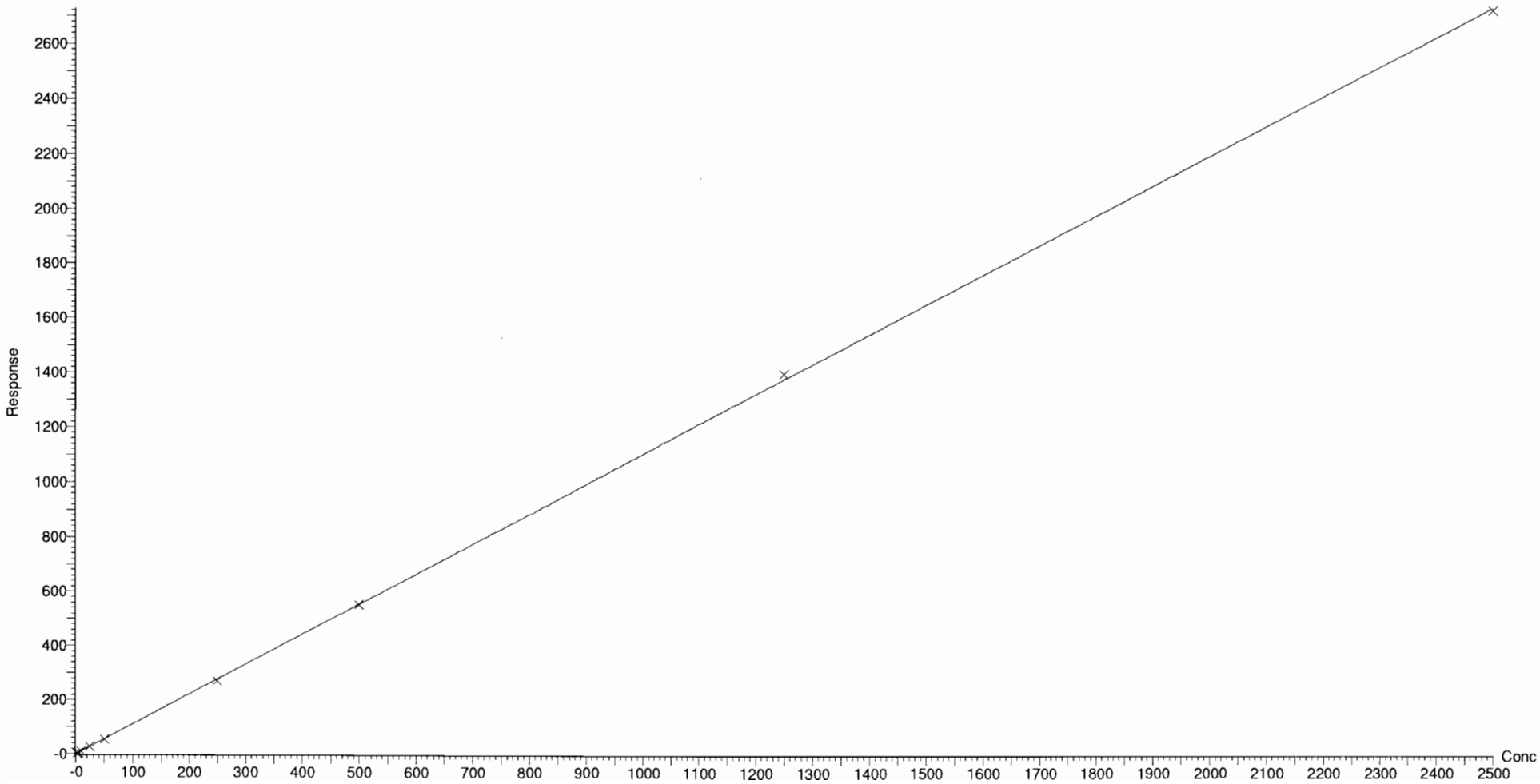

Dataset: F:\Projects\PFAS.PRO\Results\180918M2\180918M2-CRV.qld

Last Altered: Wednesday, September 19, 2018 09:27:22 Pacific Daylight Time
Printed: Wednesday, September 19, 2018 09:28:06 Pacific Daylight Time

Method: F:\Projects\PFAS.PRO\MethDB\PFAS_FULL_80C_091818_B.mdb 19 Sep 2018 09:27:20
Calibration: 19 Sep 2018 09:23:23

Name: 180918M2_2, Date: 18-Sep-2018, Time: 16:33:03, ID: ST180918M2-1 PFC CS-2 18I1701, Description: PFC CS-2 18I1701

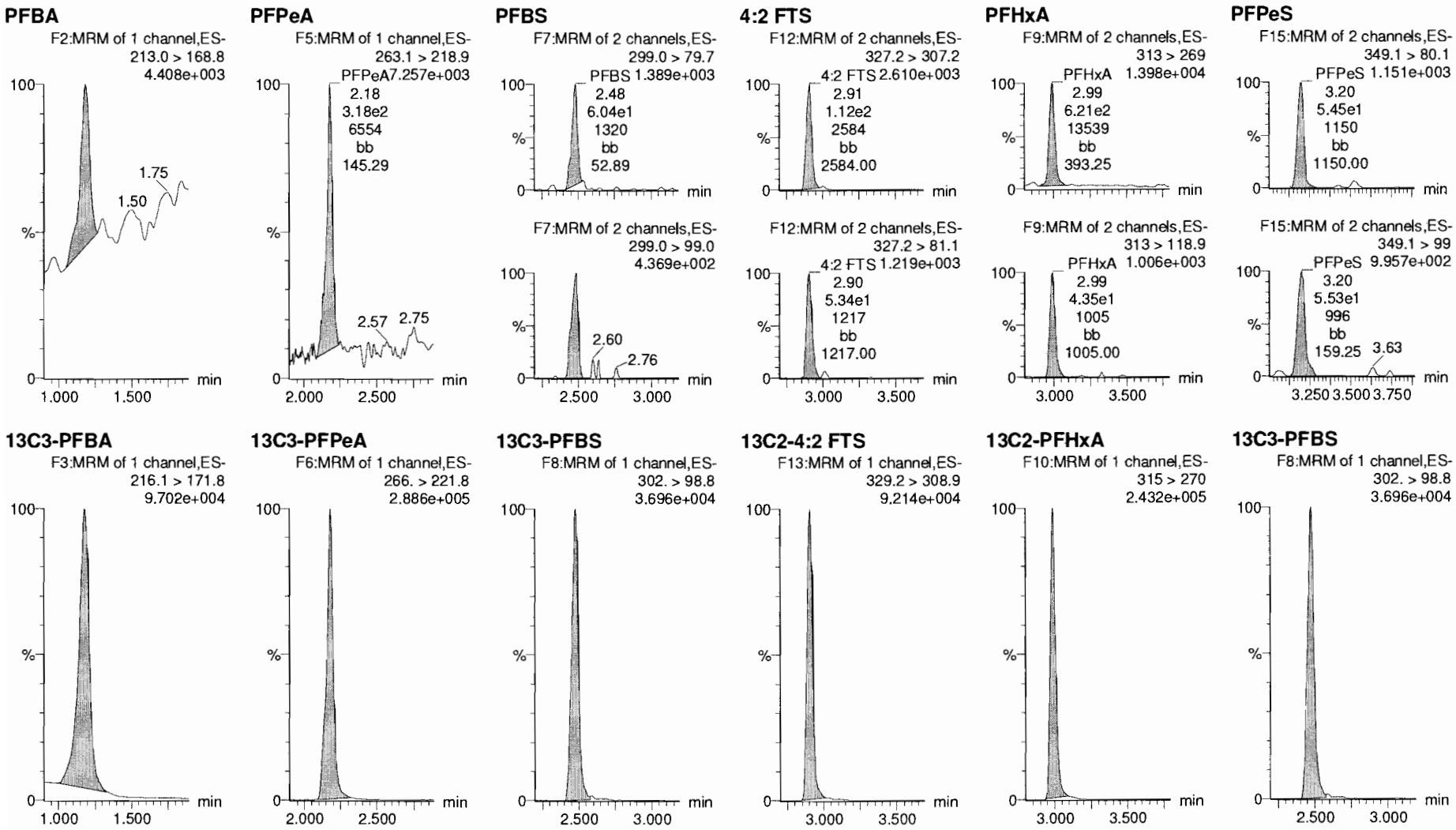

Dataset: F:\Projects\PFAS.PRO\Results\180918M2\180918M2-CRV.qld

Last Altered: Wednesday, September 19, 2018 09:27:22 Pacific Daylight Time
Printed: Wednesday, September 19, 2018 09:28:06 Pacific Daylight Time

Name: 180918M2_2, Date: 18-Sep-2018, Time: 16:33:03, ID: ST180918M2-1 PFC CS-2 18I1701, Description: PFC CS-2 18I1701

6:2 FTS

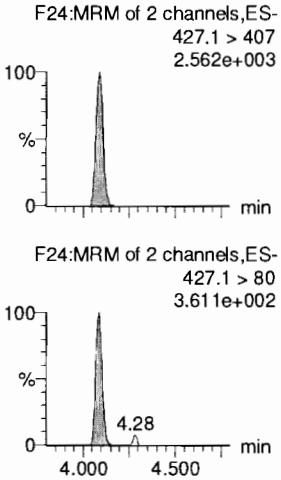

PFHpA

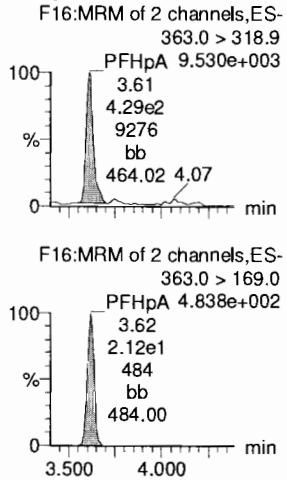

L-PFHxS

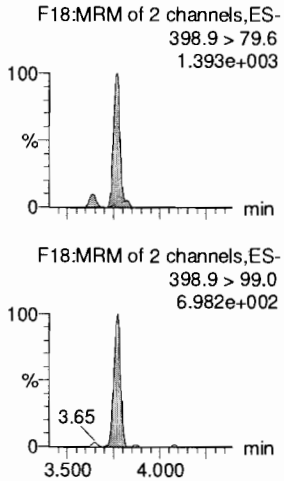

L-PFOA

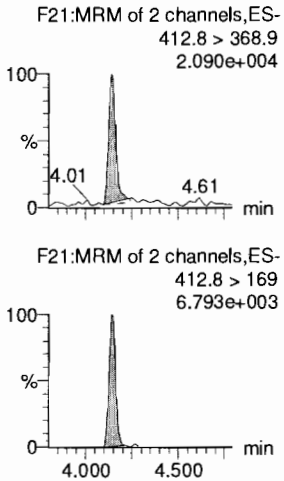

PFHpS

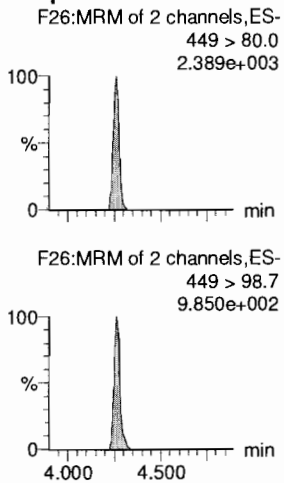

PFNA

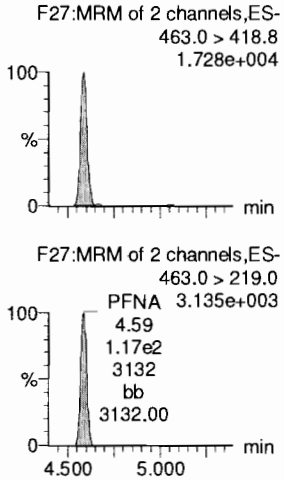

13C2-6:2 FTS

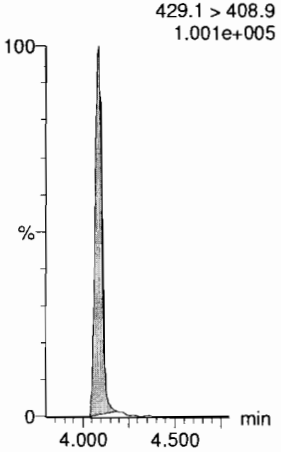

13C4-PFHpA

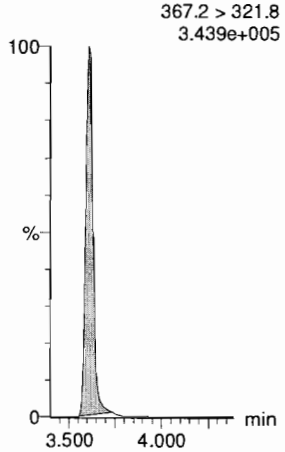

18O2-PFHxS

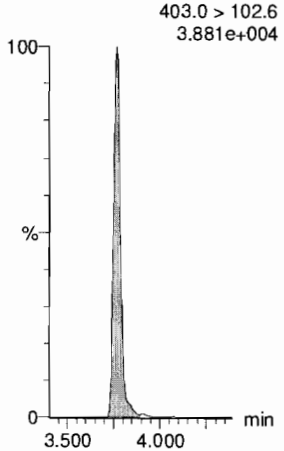

13C2-PFOA

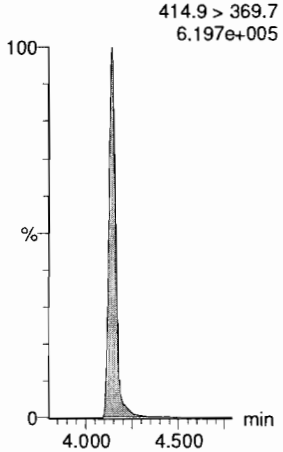

13C8-PFOS

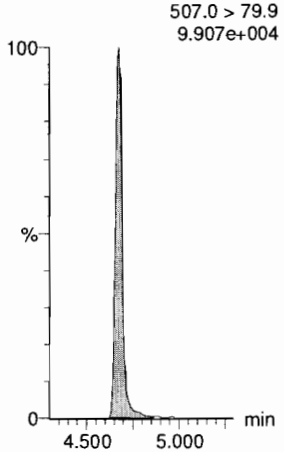

13C5-PFNA

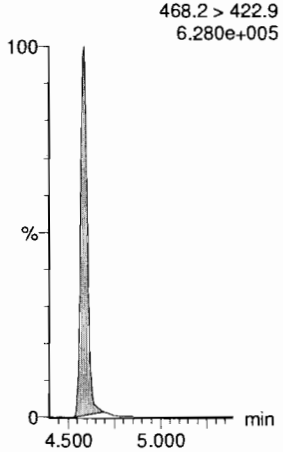

Dataset: F:\Projects\PFAS.PRO\Results\180918M2\180918M2-CRV.qld

Last Altered: Wednesday, September 19, 2018 09:27:22 Pacific Daylight Time
Printed: Wednesday, September 19, 2018 09:28:06 Pacific Daylight Time

Name: 180918M2_2, Date: 18-Sep-2018, Time: 16:33:03, ID: ST180918M2-1 PFC CS-2 18I1701, Description: PFC CS-2 18I1701

PFOSA

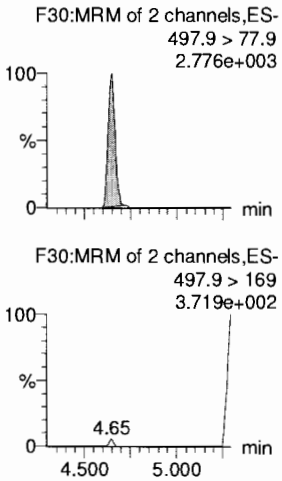

L-PFOS

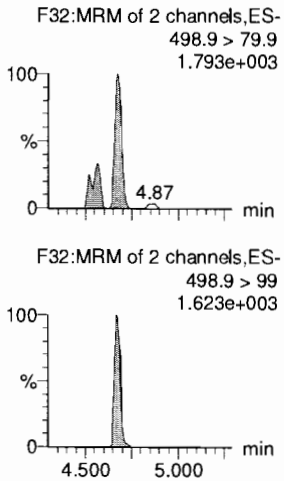

PFDA

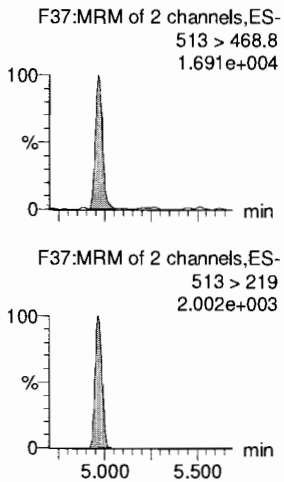

8:2 FTS

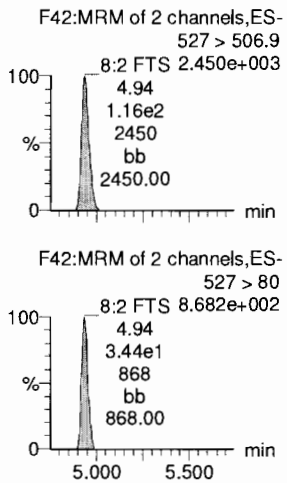

PFNS

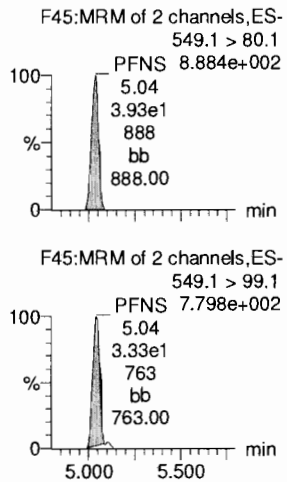

L-MeFOSAA

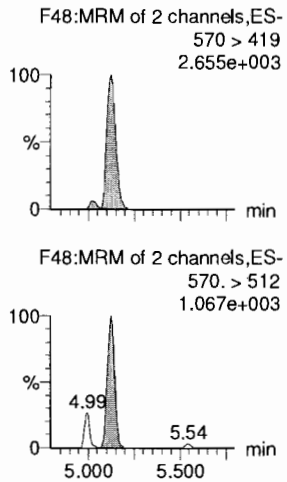

13C8-PFOSA

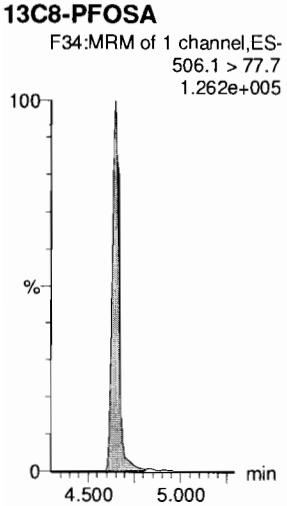

13C8-PFOS

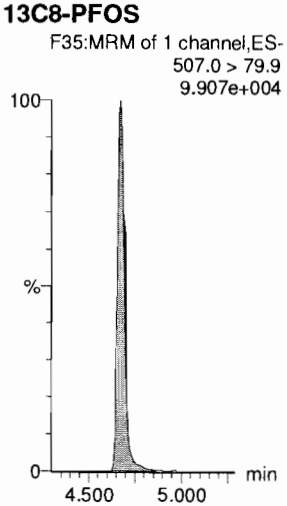

13C2-PFDA

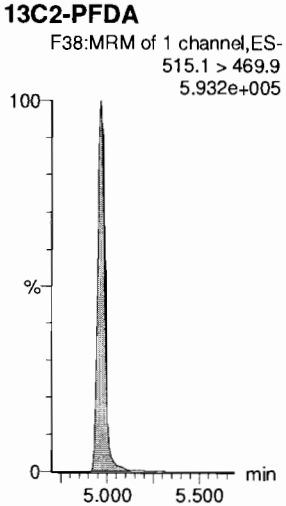

13C2-8:2 FTS

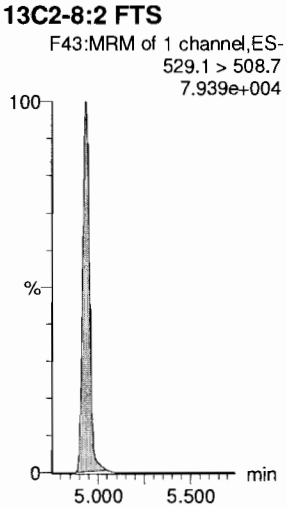

13C8-PFOS

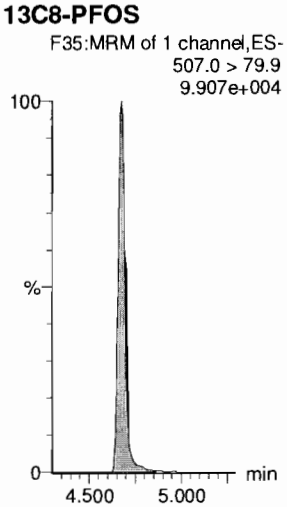

d3-N-MeFOSAA

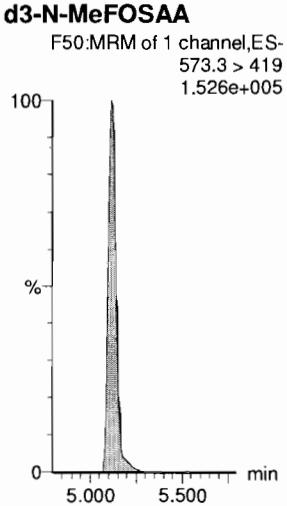

Dataset: F:\Projects\PFAS.PRO\Results\180918M2\180918M2-CRV.qld

Last Altered: Wednesday, September 19, 2018 09:27:22 Pacific Daylight Time
Printed: Wednesday, September 19, 2018 09:28:06 Pacific Daylight Time

Name: 180918M2_2, Date: 18-Sep-2018, Time: 16:33:03, ID: ST180918M2-1 PFC CS-2 18I1701, Description: PFC CS-2 18I1701

L-EtFOSAA

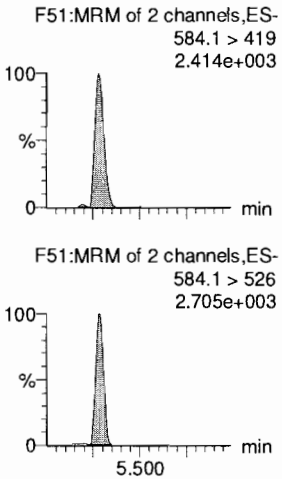

PFDoA

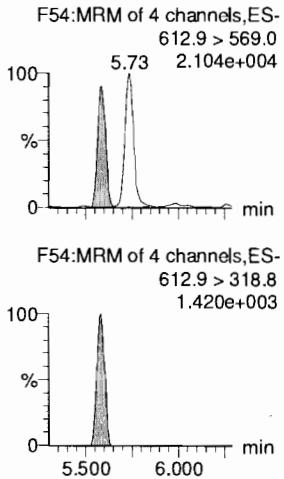

PFDS

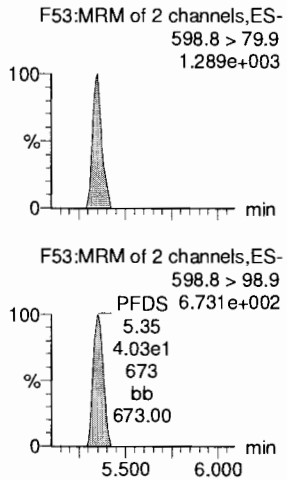

PFUdA

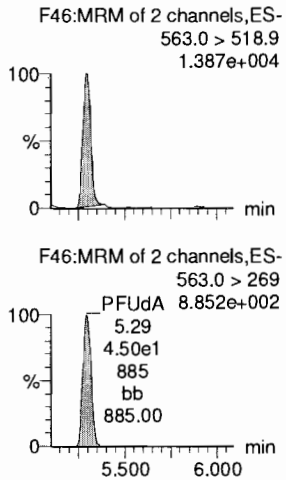

N-MeFOSA

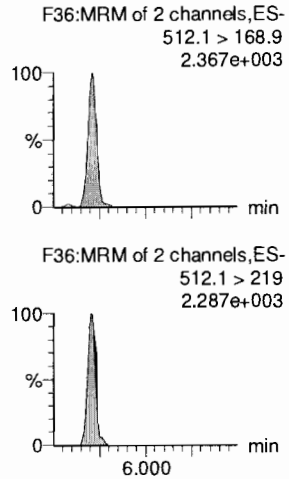

PFTrDA

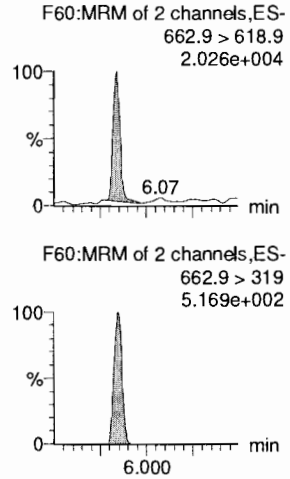

d5-N-EtFOSAA

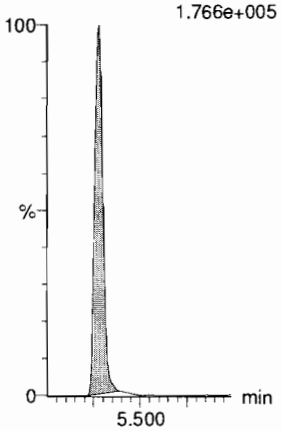

13C2-PFDoA

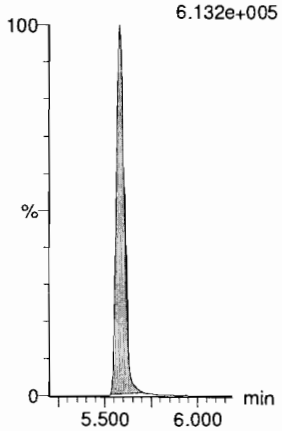

13C8-PFOS

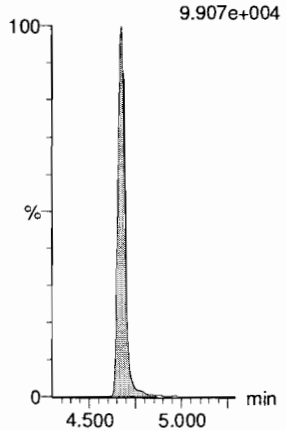

13C2-PFUdA

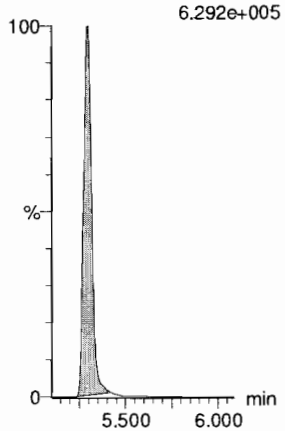

d3-N-MeFOSA

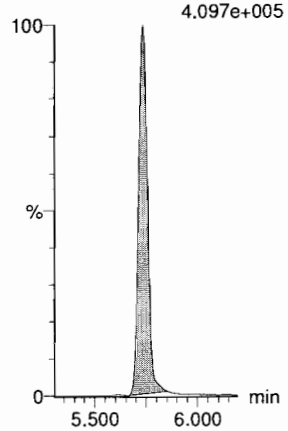

13C2-PFDoA

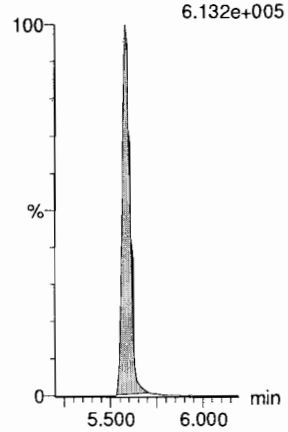

Dataset: F:\Projects\PFAS.PRO\Results\180918M2\180918M2-CRV.qld

Last Altered: Wednesday, September 19, 2018 09:27:22 Pacific Daylight Time
Printed: Wednesday, September 19, 2018 09:28:06 Pacific Daylight Time

Name: 180918M2_2, Date: 18-Sep-2018, Time: 16:33:03, ID: ST180918M2-1 PFC CS-2 18I1701, Description: PFC CS-2 18I1701

PFTeDA

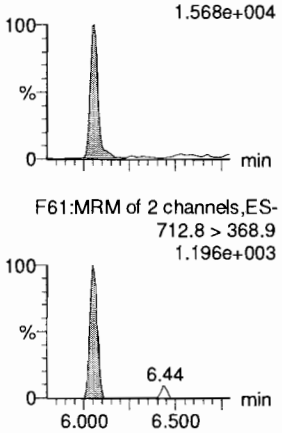

N-EtFOSA

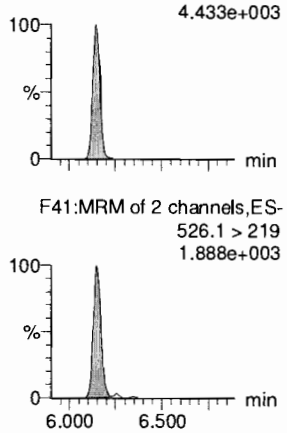

PFHxDA

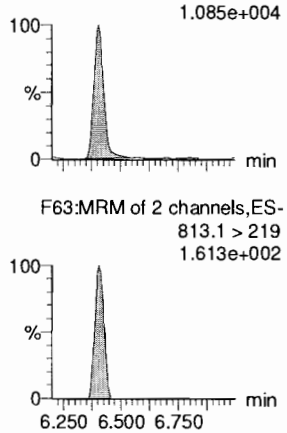

PFODA

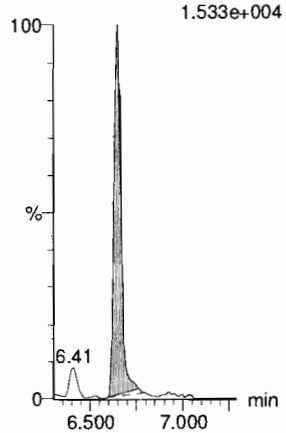

N-MeFOSE

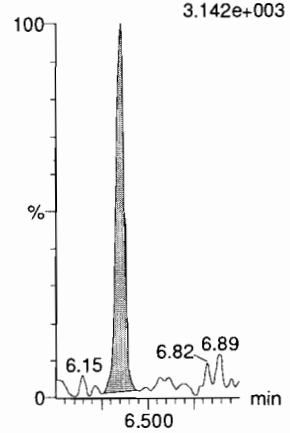

N-EtFOSE



13C2-PFTeDA

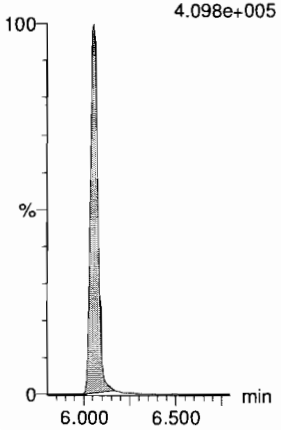

d5-N-ETFOSA

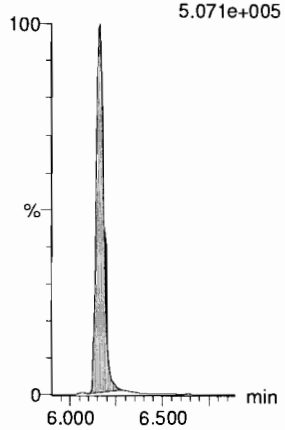

13C2-PFHxDA

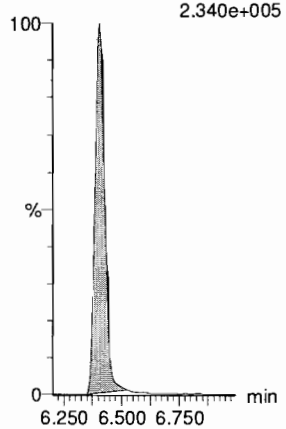

13C2-PFHxDA

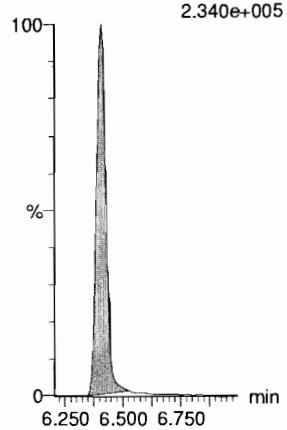

d7-N-MeFOSE

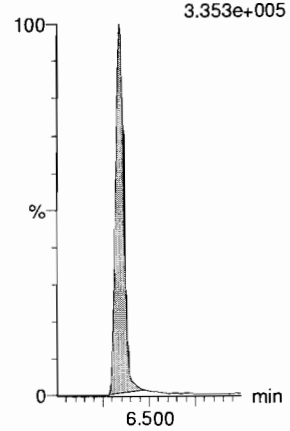

d9-N-EtFOSE

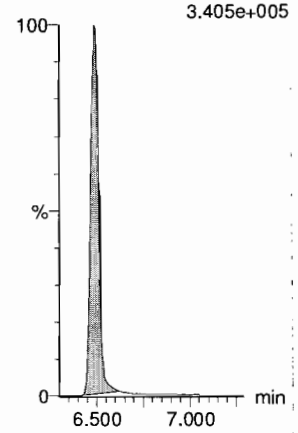

Dataset: F:\Projects\PFAS.PRO\Results\180918M2\180918M2-CRV.qld

Last Altered: Wednesday, September 19, 2018 09:27:22 Pacific Daylight Time
Printed: Wednesday, September 19, 2018 09:28:06 Pacific Daylight Time

Name: 180918M2_2, Date: 18-Sep-2018, Time: 16:33:03, ID: ST180918M2-1 PFC CS-2 18I1701, Description: PFC CS-2 18I1701

13C4-PFBA

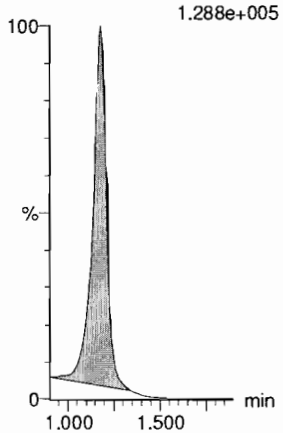

13C5-PFHxA

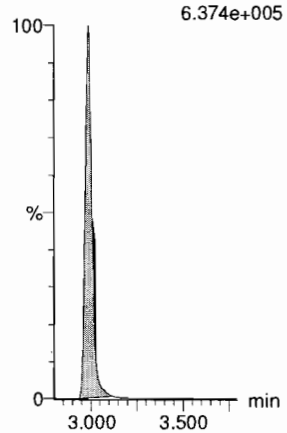

13C3-PFHxS

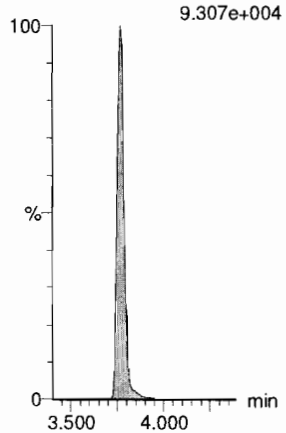

13C8-PFOA

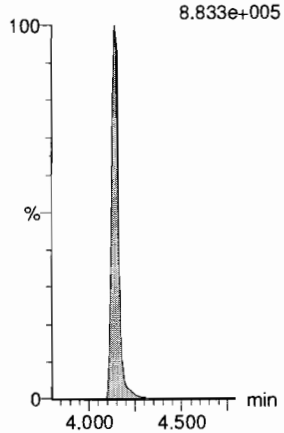

13C9-PFNA

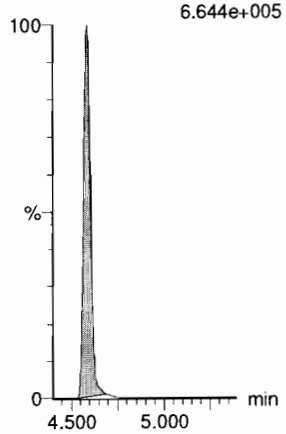

13C4-PFOS

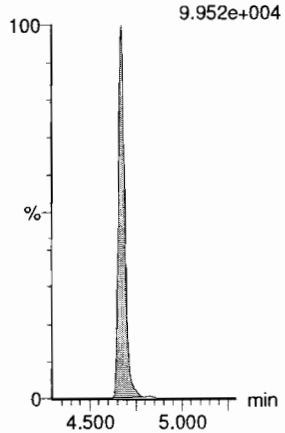

13C6-PFDA

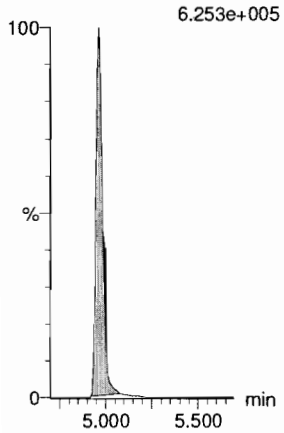

13C7-PFUdA

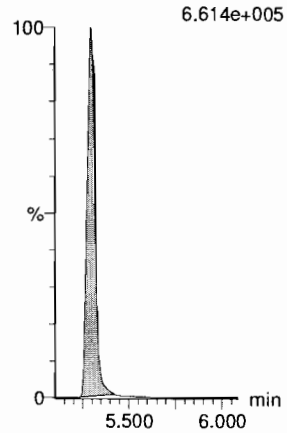

Vista Analytical Laboratory

Dataset: F:\Projects\PFAS.PRO\Results\180918M2\180918M2-CRV.qld

Last Altered: Wednesday, September 19, 2018 09:27:22 Pacific Daylight Time
Printed: Wednesday, September 19, 2018 09:28:06 Pacific Daylight Time

Name: 180918M2_3, Date: 18-Sep-2018, Time: 16:43:37, ID: ST180918M2-2 PFC CS-1 18I1702, Description: PFC CS-1 18I1702

PFBA

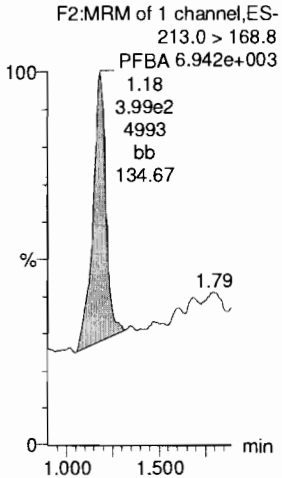

PFPeA

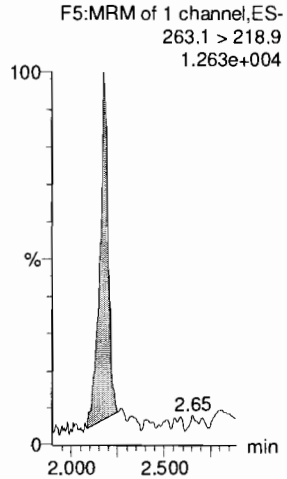

PFBS

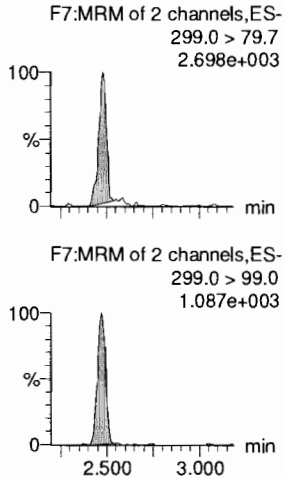

4:2 FTS

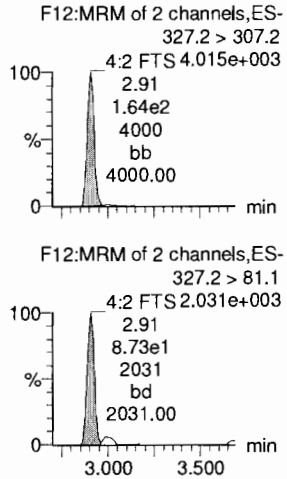

PFHxA

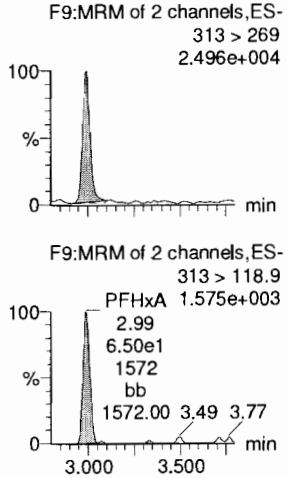

PFPeS

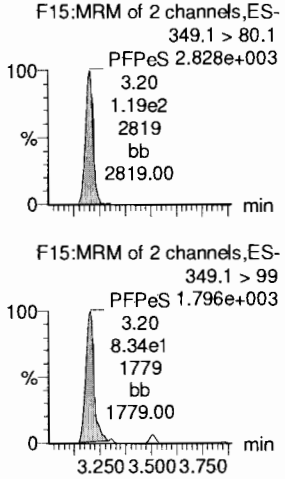

13C3-PFBA



13C3-PFPeA

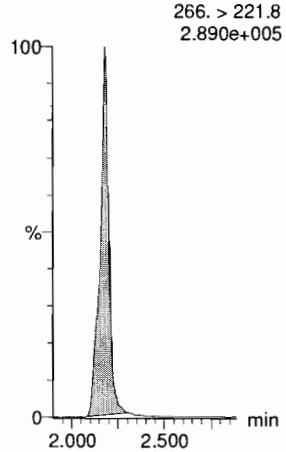

13C3-PFBS

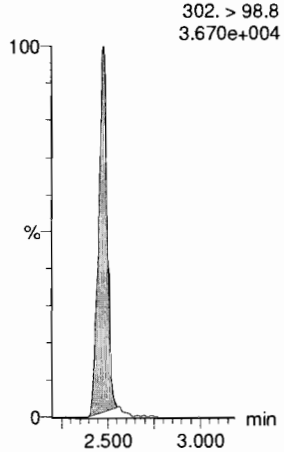

13C2-4:2 FTS

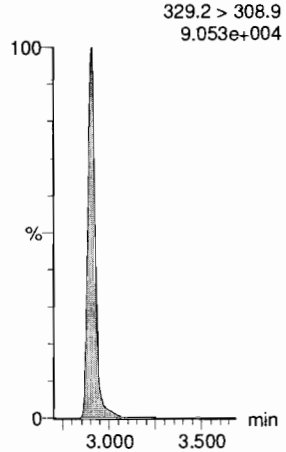

13C2-PFHxA

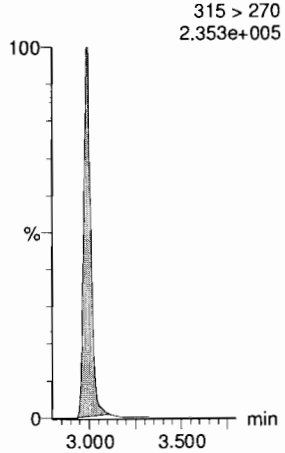

13C3-PFBS

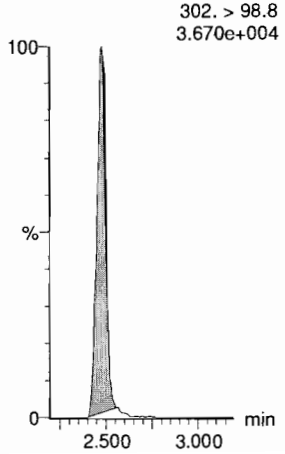

Dataset: F:\Projects\PFAS.PRO\Results\180918M2\180918M2-CRV.qld

Last Altered: Wednesday, September 19, 2018 09:27:22 Pacific Daylight Time
Printed: Wednesday, September 19, 2018 09:28:06 Pacific Daylight Time

Name: 180918M2_3, Date: 18-Sep-2018, Time: 16:43:37, ID: ST180918M2-2 PFC CS-1 18I1702, Description: PFC CS-1 18I1702

6:2 FTS

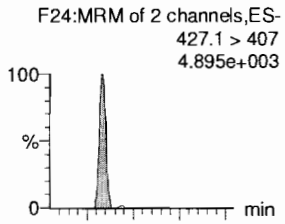

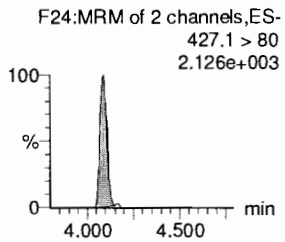

PFHpA

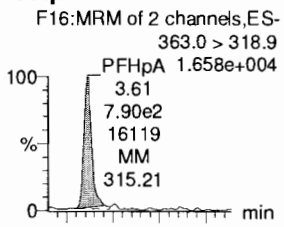

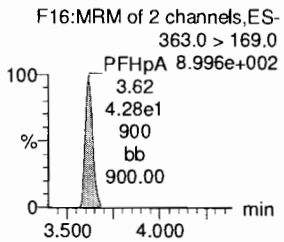

L-PFHxS

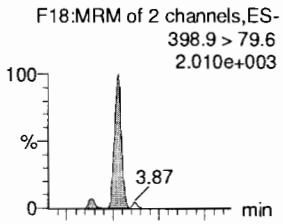

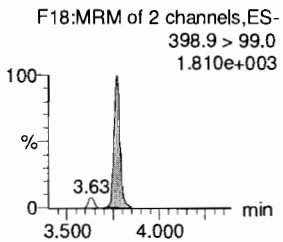

L-PFOA

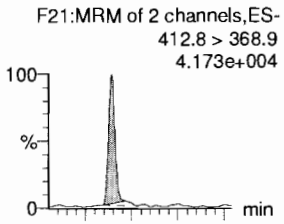

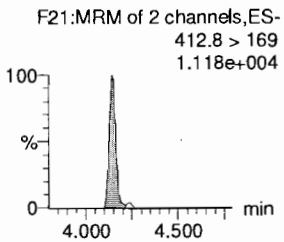

PFHpS

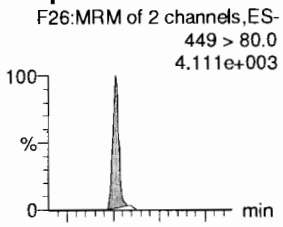

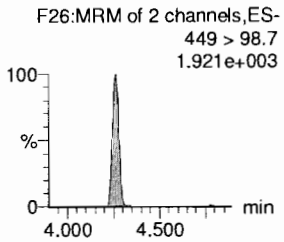

PFNA

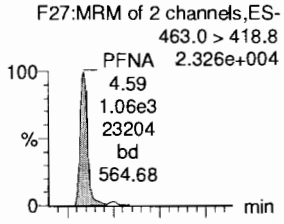

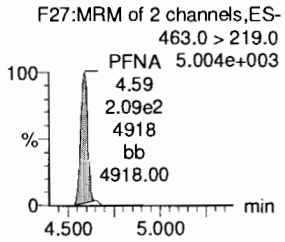

13C2-6:2 FTS

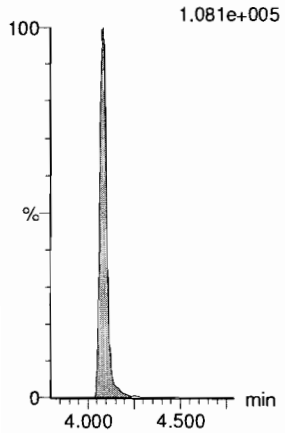

13C4-PFHpA

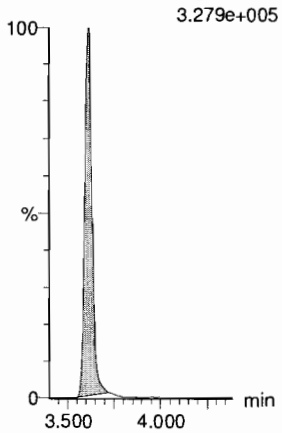

18O2-PFHxS

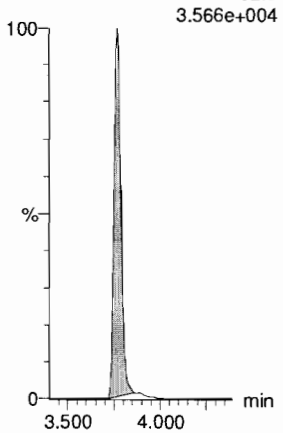

13C2-PFOA

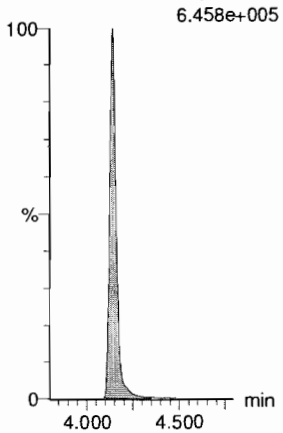

13C8-PFOS

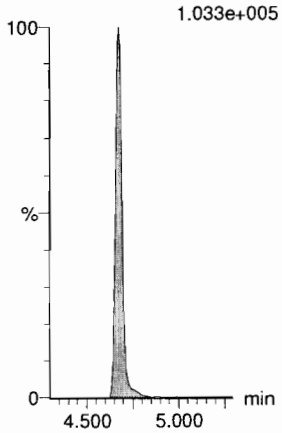

13C5-PFNA

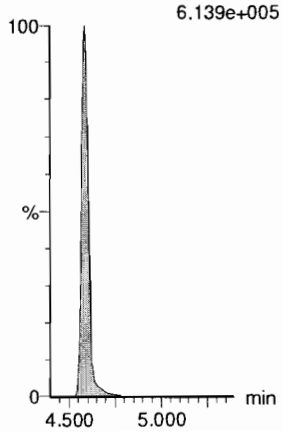

Dataset: F:\Projects\PFAS.PRO\Results\180918M2\180918M2-CRV.qld

Last Altered: Wednesday, September 19, 2018 09:27:22 Pacific Daylight Time
Printed: Wednesday, September 19, 2018 09:28:06 Pacific Daylight Time

Name: 180918M2_3, Date: 18-Sep-2018, Time: 16:43:37, ID: ST180918M2-2 PFC CS-1 18I1702, Description: PFC CS-1 18I1702

PFOSA

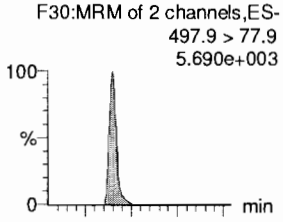

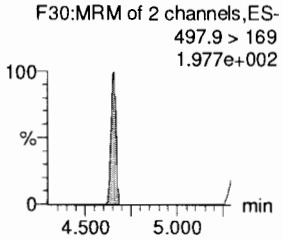

L-PFOS

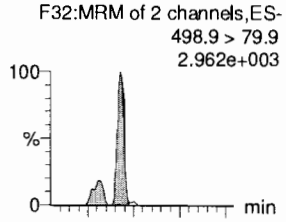

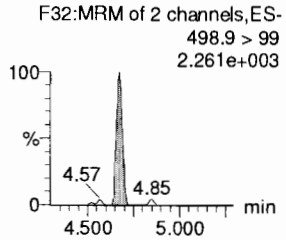

PFDA

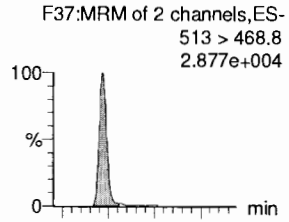

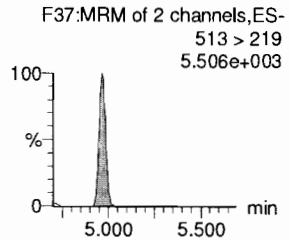

8:2 FTS

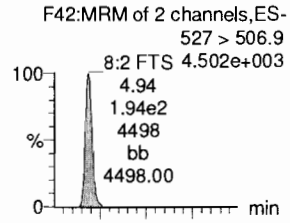

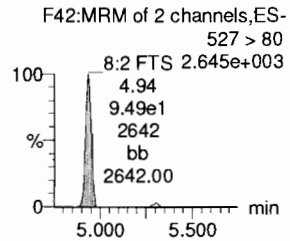

PFNS

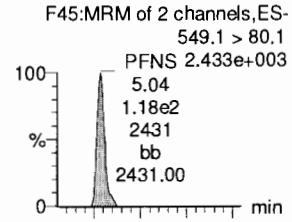

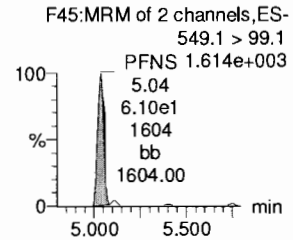

L-MeFOSAA

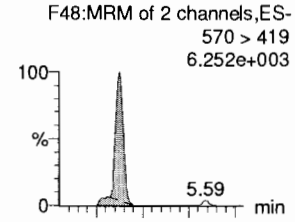

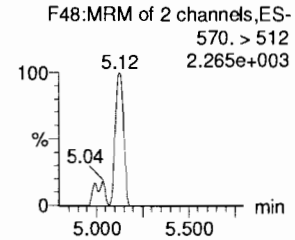

13C8-PFOSA

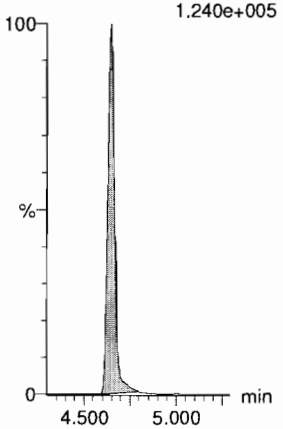

13C8-PFOS

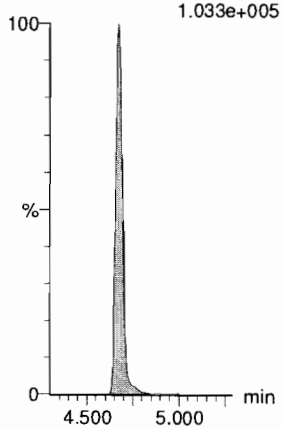

13C2-PFDA

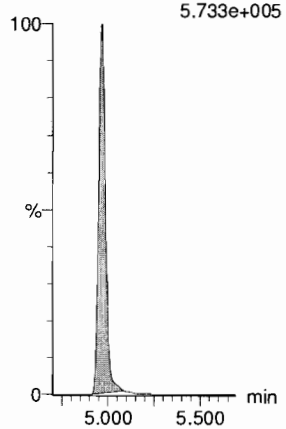

13C2-8:2 FTS

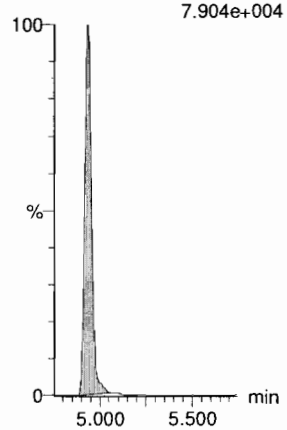

13C8-PFOS

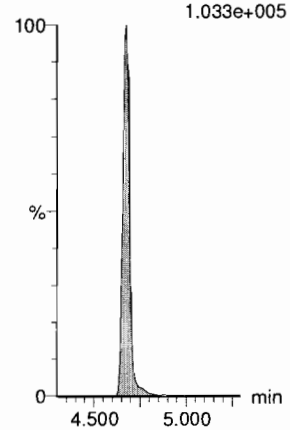

d3-N-MeFOSAA

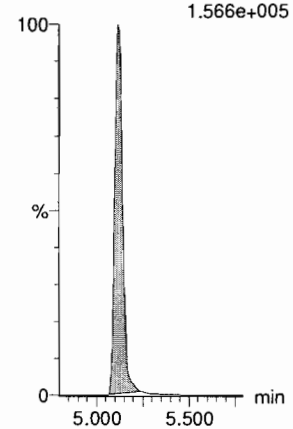

Dataset: F:\Projects\PFAS.PRO\Results\180918M2\180918M2-CRV.qld

Last Altered: Wednesday, September 19, 2018 09:27:22 Pacific Daylight Time
Printed: Wednesday, September 19, 2018 09:28:06 Pacific Daylight Time

Name: 180918M2_3, Date: 18-Sep-2018, Time: 16:43:37, ID: ST180918M2-2 PFC CS-1 18I1702, Description: PFC CS-1 18I1702

L-EtFOSAA

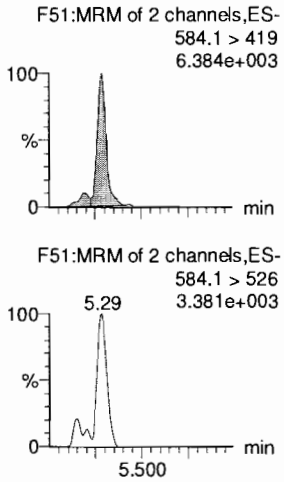

PFDoA

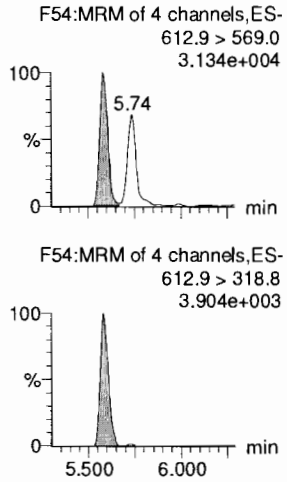

PFDS

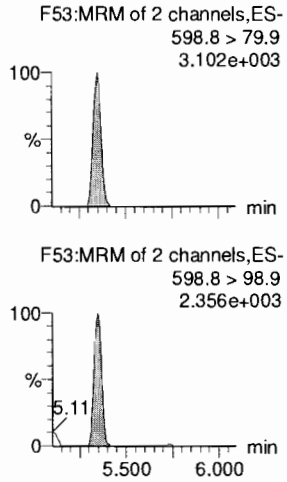

PFUdA

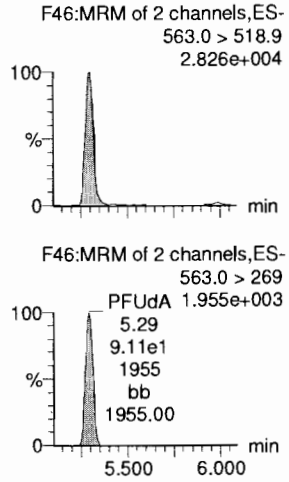

N-MeFOSA

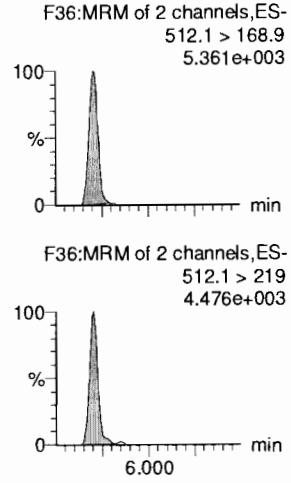

PFTrDA

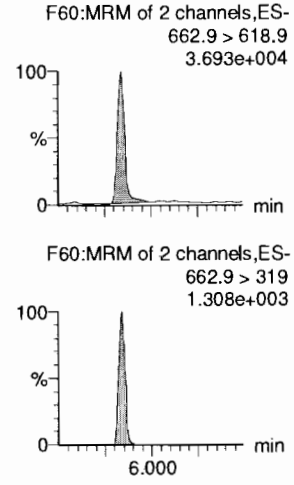

d5-N-EtFOSAA

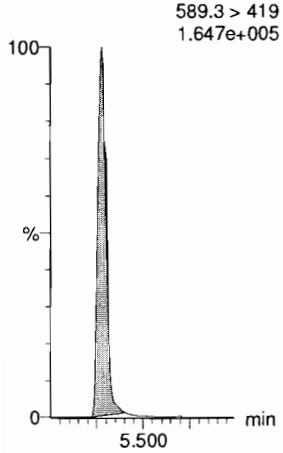

13C2-PFDoA

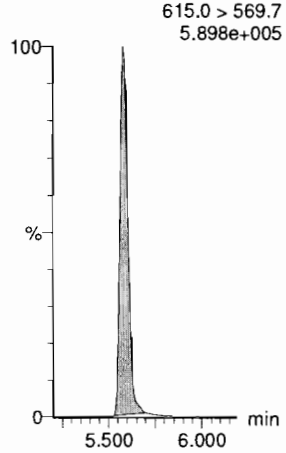

13C8-PFOS

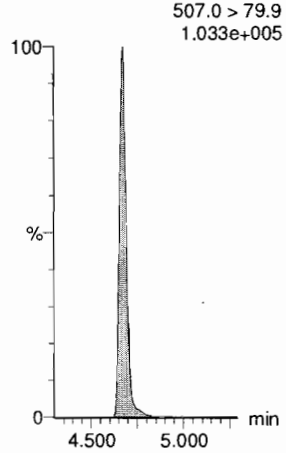

13C2-PFUdA

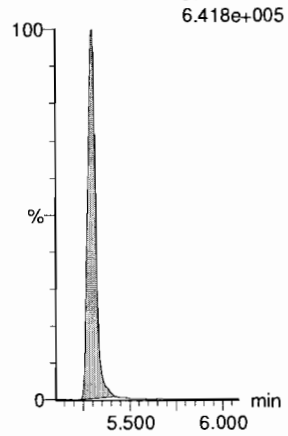

d3-N-MeFOSA

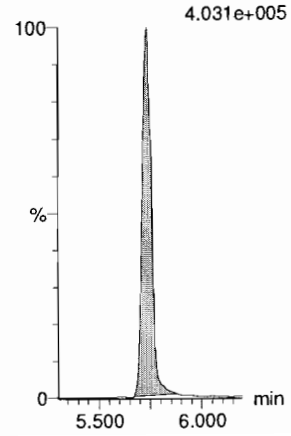

13C2-PFDoA

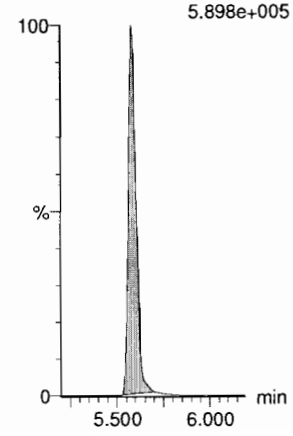

Dataset: F:\Projects\PFAS.PRO\Results\180918M2\180918M2-CRV.qld

Last Altered: Wednesday, September 19, 2018 09:27:22 Pacific Daylight Time
Printed: Wednesday, September 19, 2018 09:28:06 Pacific Daylight Time

Name: 180918M2_3, Date: 18-Sep-2018, Time: 16:43:37, ID: ST180918M2-2 PFC CS-1 18I1702, Description: PFC CS-1 18I1702

PFTeDA

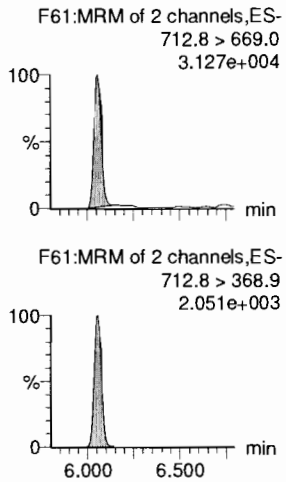

N-EtFOSA

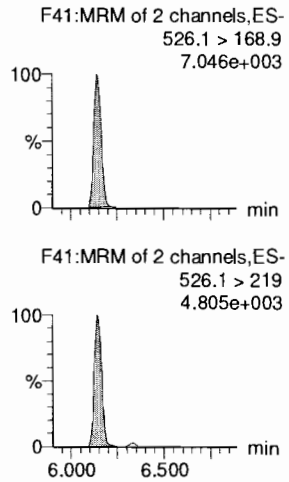

PFHxDA

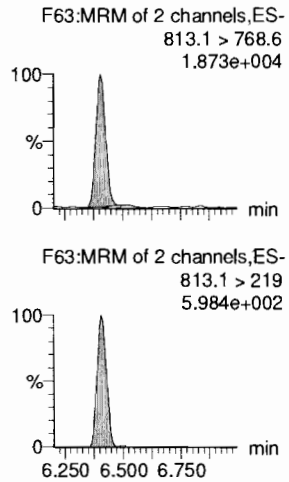

PFODA

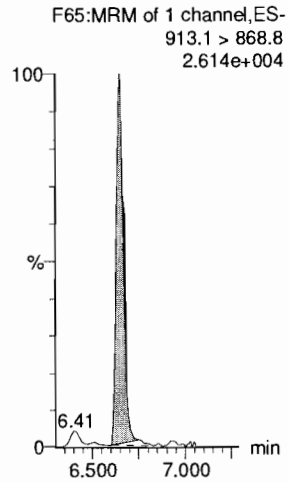

N-MeFOSE

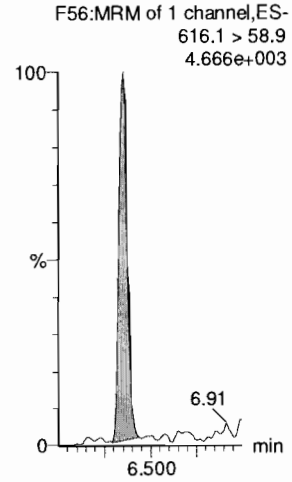

N-EtFOSE

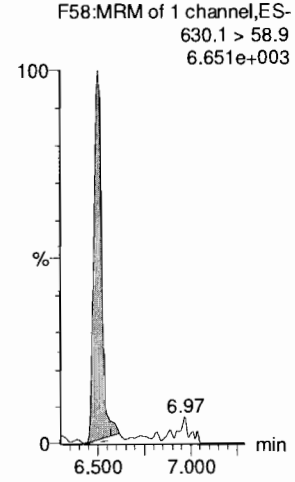

13C2-PFTeDA

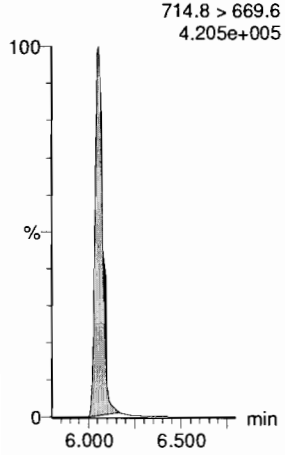

d5-N-ETFOSA

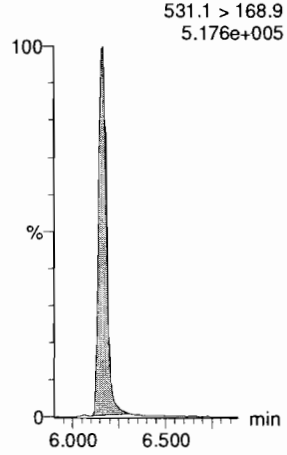

13C2-PFHxDA

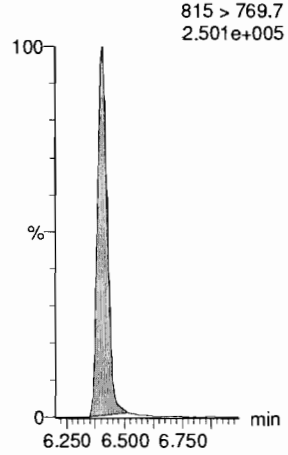

13C2-PFHxDA

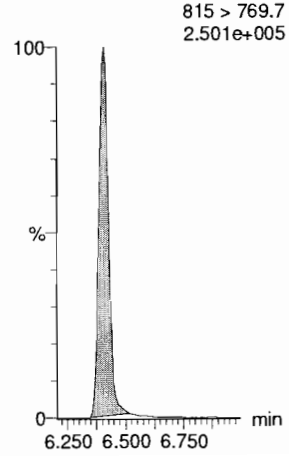

d7-N-MeFOSE

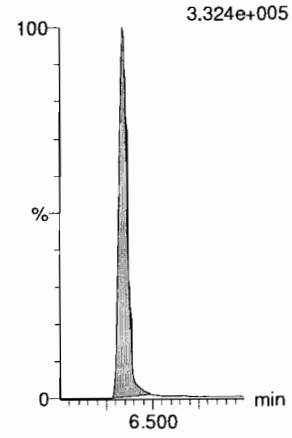

d9-N-EtFOSE

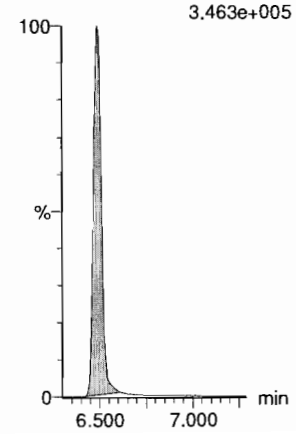

Dataset: F:\Projects\PFAS.PRO\Results\180918M2\180918M2-CRV.qld

Last Altered: Wednesday, September 19, 2018 09:27:22 Pacific Daylight Time
Printed: Wednesday, September 19, 2018 09:28:06 Pacific Daylight Time

Name: 180918M2_3, Date: 18-Sep-2018, Time: 16:43:37, ID: ST180918M2-2 PFC CS-1 18I1702, Description: PFC CS-1 18I1702

13C4-PFBA

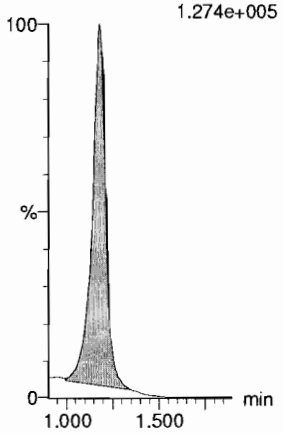

13C5-PFHxA

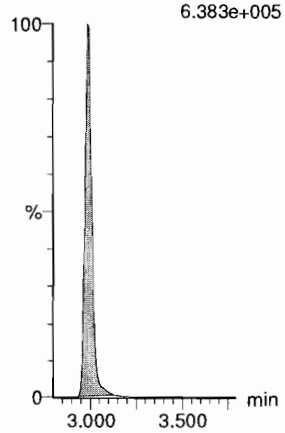

13C3-PFHxS

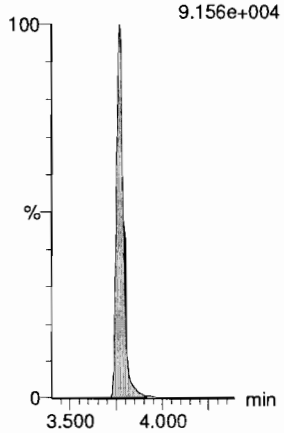

13C8-PFOA

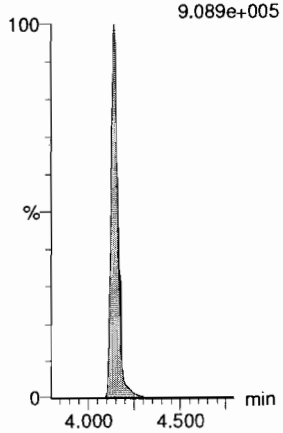

13C9-PFNA

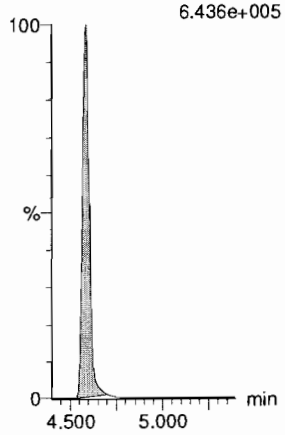

13C4-PFOS

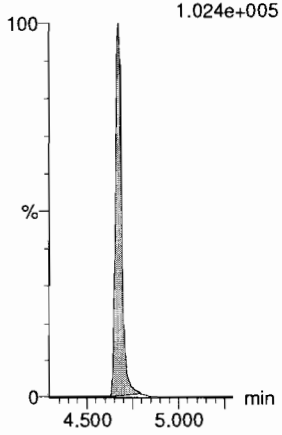

13C6-PFDA

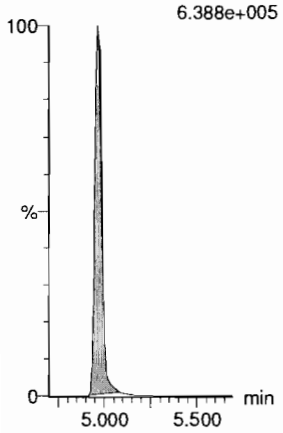

13C7-PFUdA

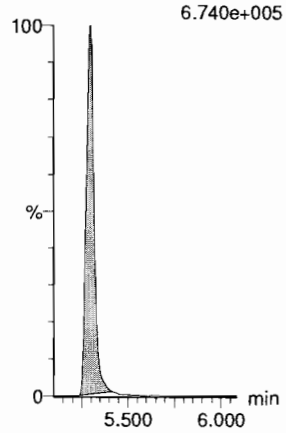

Dataset: F:\Projects\PFAS.PRO\Results\180918M2\180918M2-CRV.qld

Last Altered: Wednesday, September 19, 2018 09:27:22 Pacific Daylight Time
Printed: Wednesday, September 19, 2018 09:28:06 Pacific Daylight Time

Name: 180918M2_4, Date: 18-Sep-2018, Time: 16:54:15, ID: ST180918M2-3 PFC CS0 18I1703, Description: PFC CS0 18I1703

PFBA

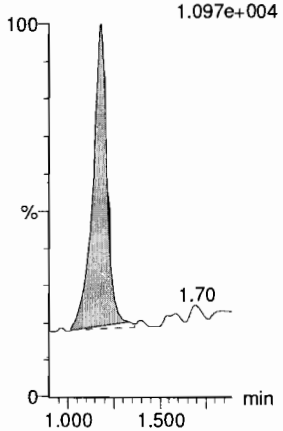

PFPeA

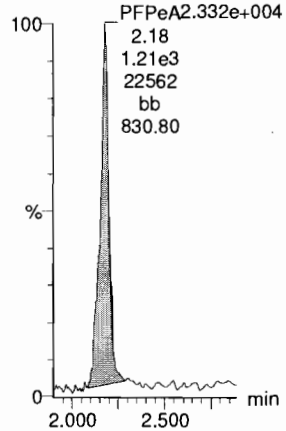

PFBS

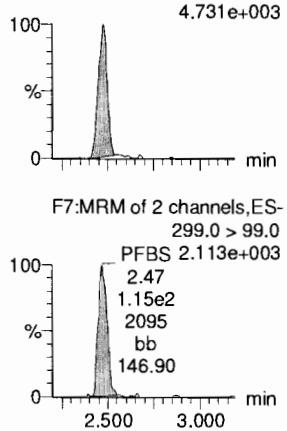

4:2 FTS

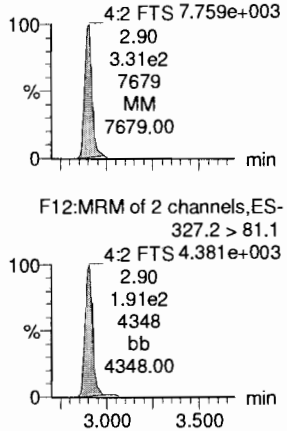

PFHxA

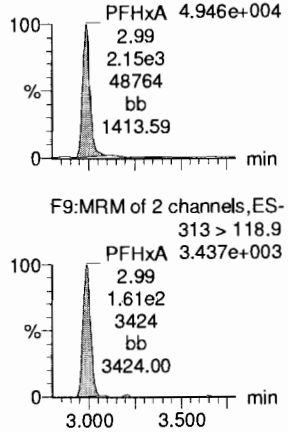

PFPeS

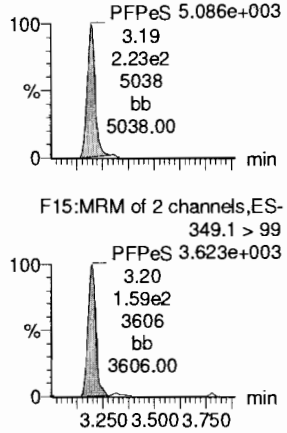

13C3-PFBA

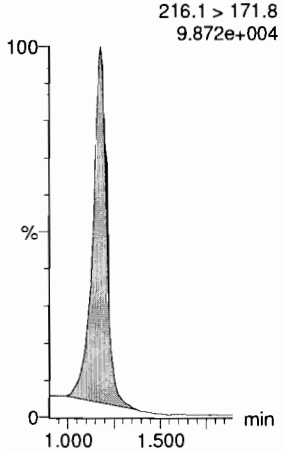

13C3-PFPeA

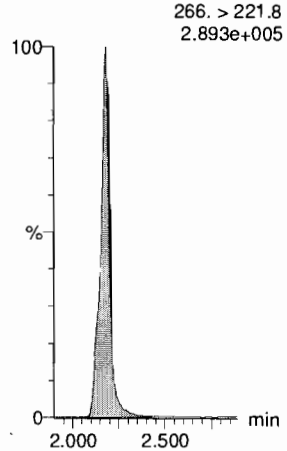

13C3-PFBS

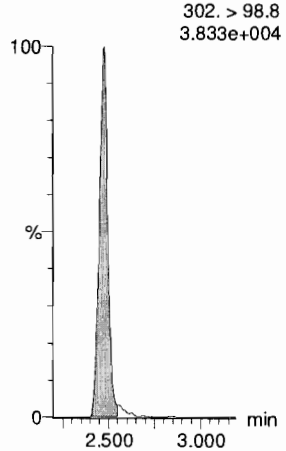

13C2-4:2 FTS

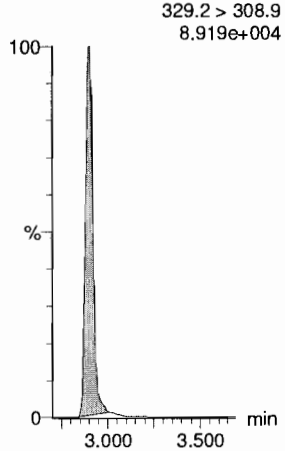

13C2-PFHxA

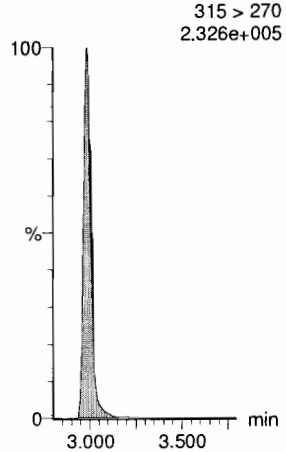

13C3-PFBS

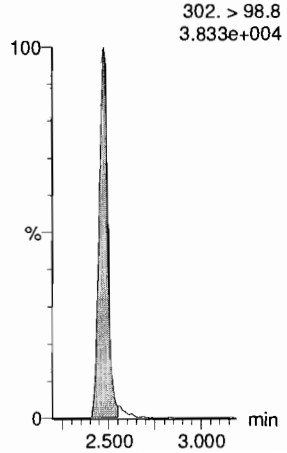

Dataset: F:\Projects\PFAS.PRO\Results\180918M2\180918M2-CRV.qld

Last Altered: Wednesday, September 19, 2018 09:27:22 Pacific Daylight Time
Printed: Wednesday, September 19, 2018 09:28:06 Pacific Daylight Time

Name: 180918M2_4, Date: 18-Sep-2018, Time: 16:54:15, ID: ST180918M2-3 PFC CS0 18I1703, Description: PFC CS0 18I1703

6:2 FTS

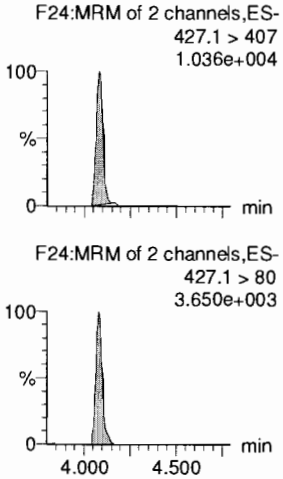

PFHpA

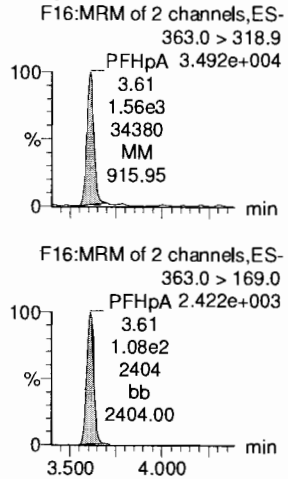

L-PFHxS

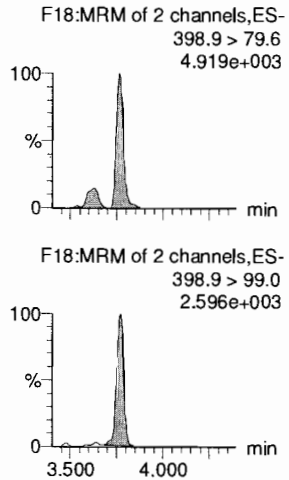

L-PFOA

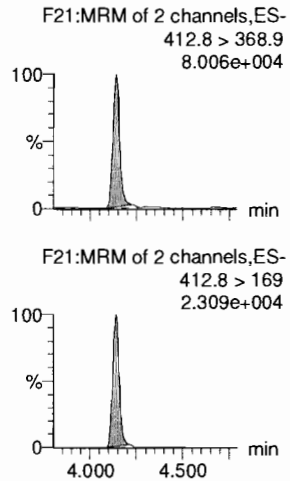

PFHpS

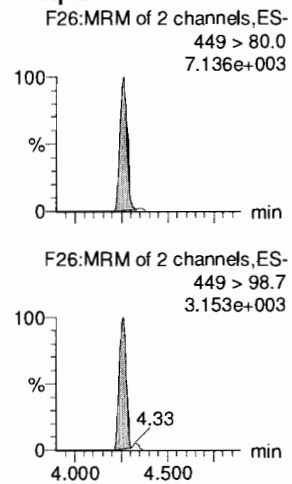

PFNA

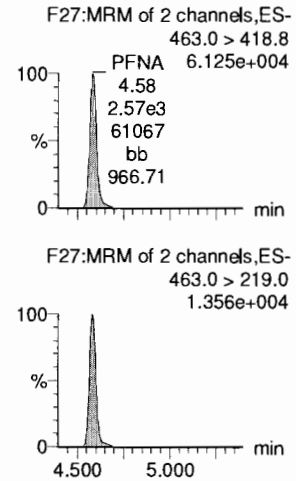

13C2-6:2 FTS

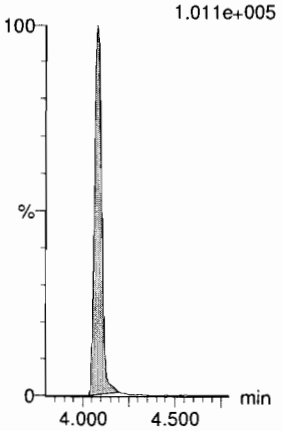

13C4-PFHpA

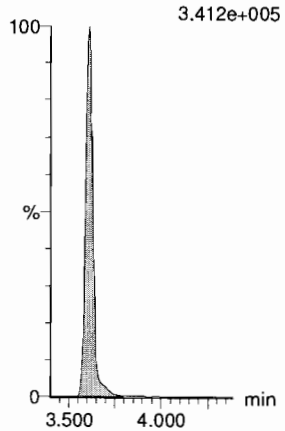

18O2-PFHxS

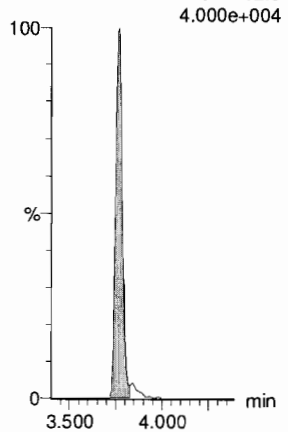

13C2-PFOA

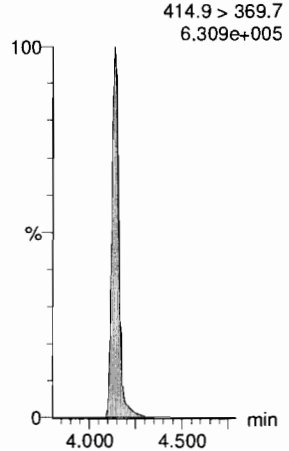

13C8-PFOS

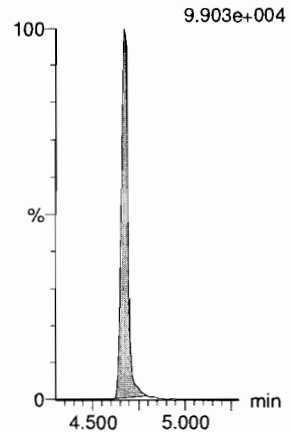

13C5-PFNA

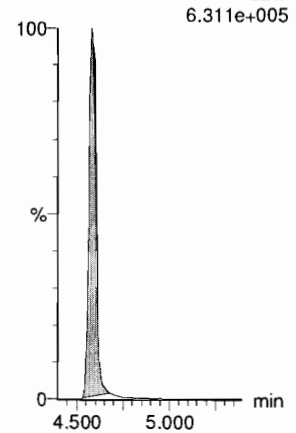

Dataset: F:\Projects\PFAS.PRO\Results\180918M2\180918M2-CRV.qld

Last Altered: Wednesday, September 19, 2018 09:27:22 Pacific Daylight Time
Printed: Wednesday, September 19, 2018 09:28:06 Pacific Daylight Time

Name: 180918M2_4, Date: 18-Sep-2018, Time: 16:54:15, ID: ST180918M2-3 PFC CS0 18I1703, Description: PFC CS0 18I1703

PFOSA

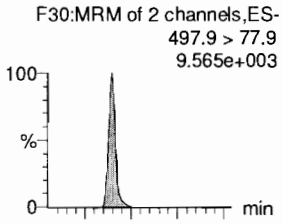

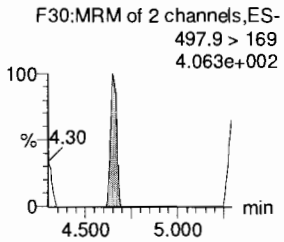

L-PFOS

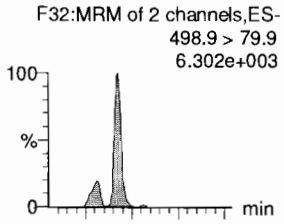

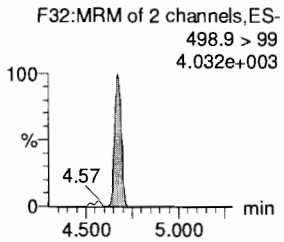

PFDA

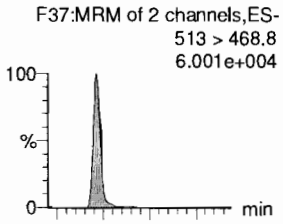

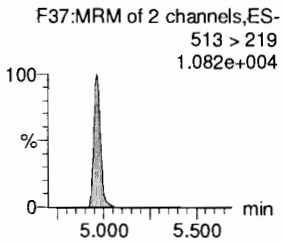

8:2 FTS

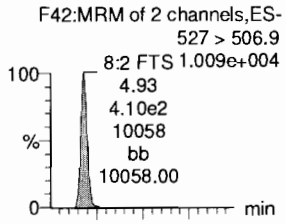

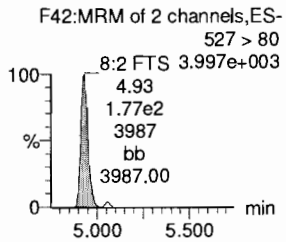

PFNS

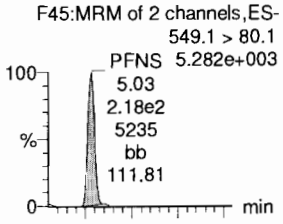

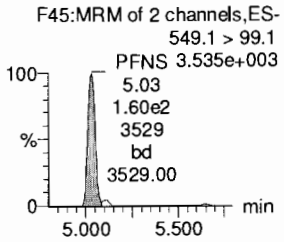

L-MeFOSAA

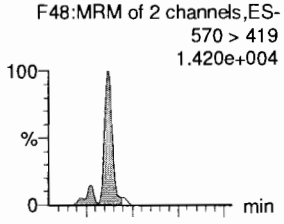

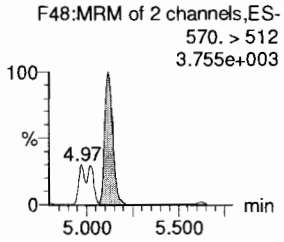

13C8-PFOSA

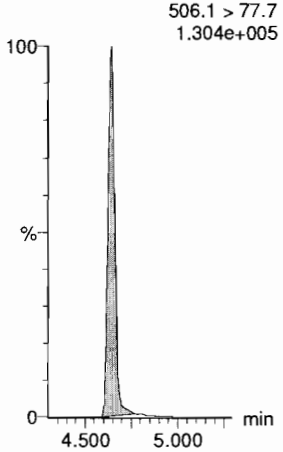

13C8-PFOS



13C2-PFDA

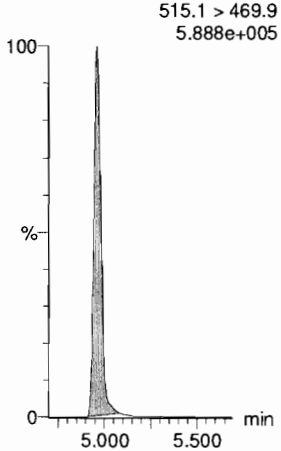

13C2-8:2 FTS

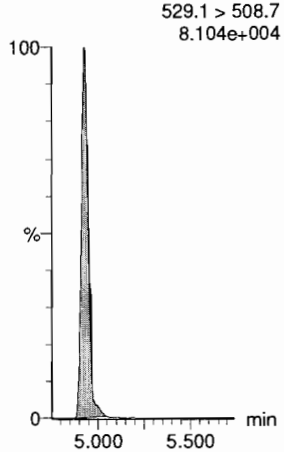

13C8-PFOS

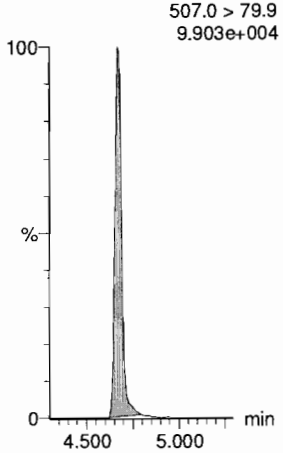

d3-N-MeFOSAA

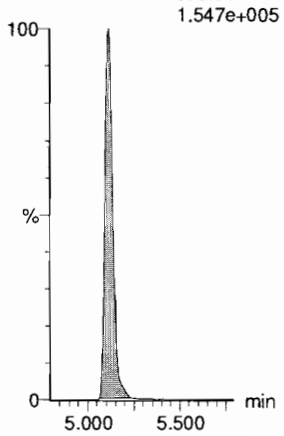

Dataset: F:\Projects\PFAS.PRO\Results\180918M2\180918M2-CRV.qld

Last Altered: Wednesday, September 19, 2018 09:27:22 Pacific Daylight Time
Printed: Wednesday, September 19, 2018 09:28:06 Pacific Daylight Time

Name: 180918M2_4, Date: 18-Sep-2018, Time: 16:54:15, ID: ST180918M2-3 PFC CS0 18I1703, Description: PFC CS0 18I1703

L-EtFOSAA

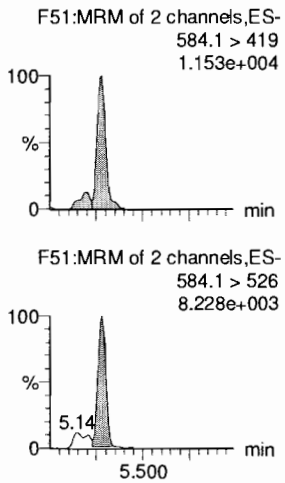

PFDoA

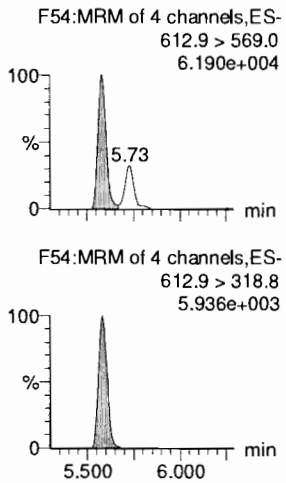

PFDS

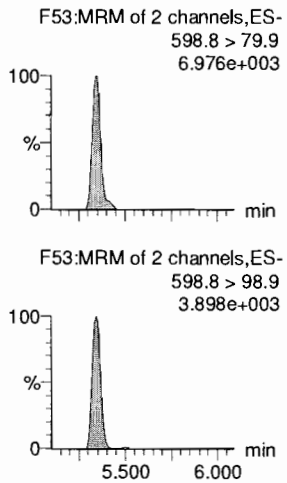

PFUdA

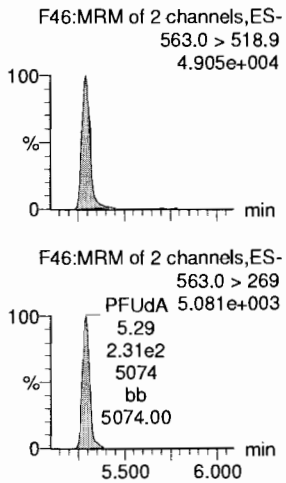

N-MeFOSA

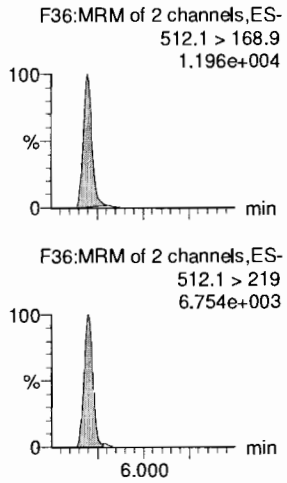

PFTrDA

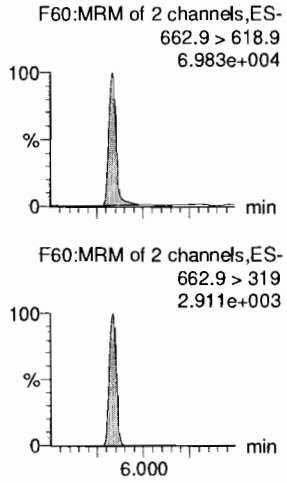

d5-N-EtFOSAA

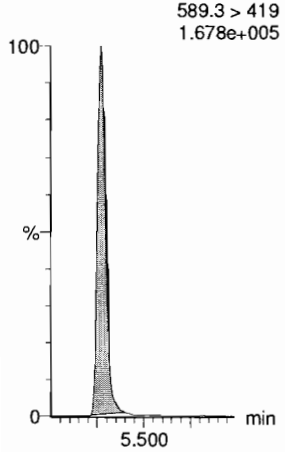

13C2-PFDoA

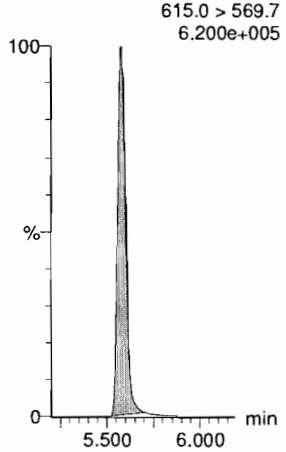

13C8-PFOS

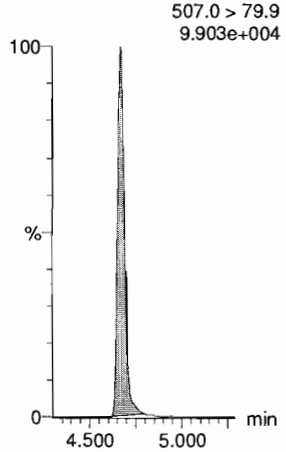

13C2-PFUdA

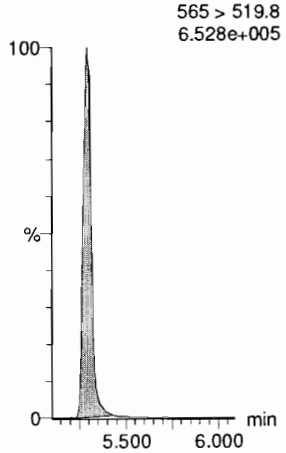

d3-N-MeFOSA

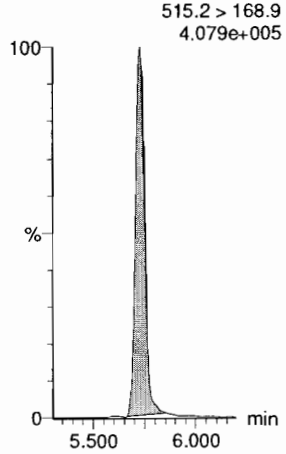

13C2-PFDoA

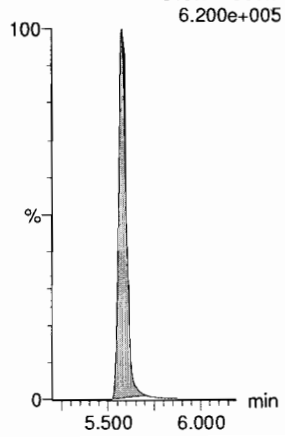

Vista Analytical Laboratory

Dataset: F:\Projects\PFAS.PRO\Results\180918M2\180918M2-CRV.qld

Last Altered: Wednesday, September 19, 2018 09:27:22 Pacific Daylight Time
Printed: Wednesday, September 19, 2018 09:28:06 Pacific Daylight Time

Name: 180918M2_4, Date: 18-Sep-2018, Time: 16:54:15, ID: ST180918M2-3 PFC CS0 18I1703, Description: PFC CS0 18I1703

PFTeDA

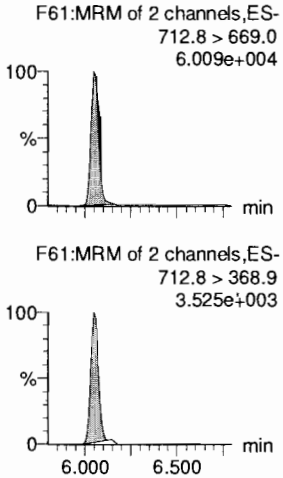

N-EtFOSA

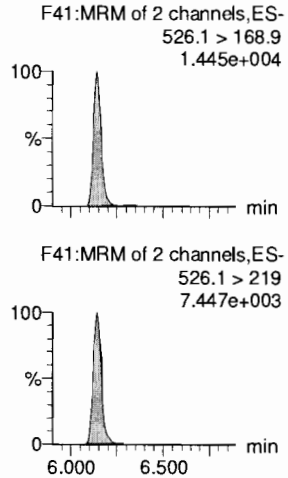

PFHxDA

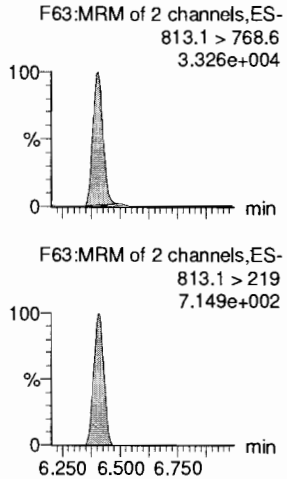

PFODA

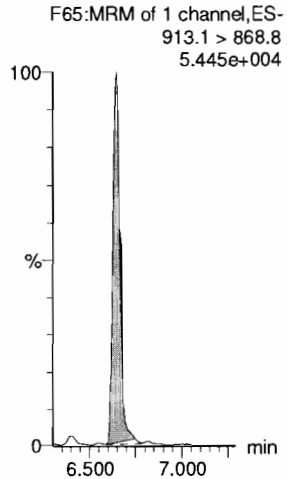

N-MeFOSE

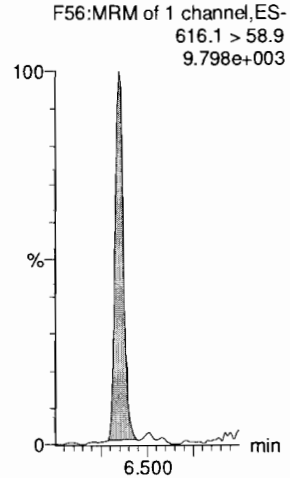

N-EtFOSE

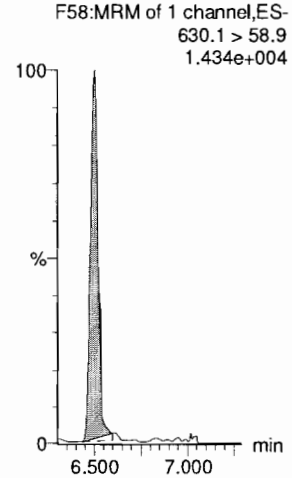

13C2-PFTeDA

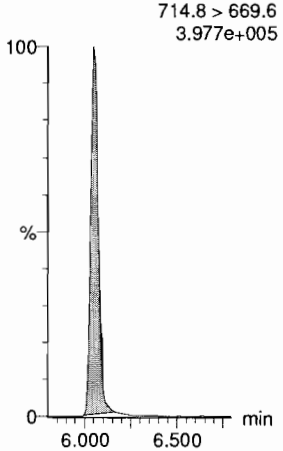

d5-N-ETFOSA

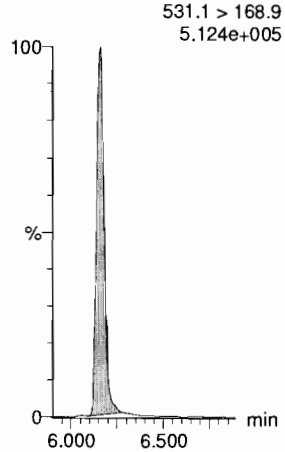

13C2-PFHxDA

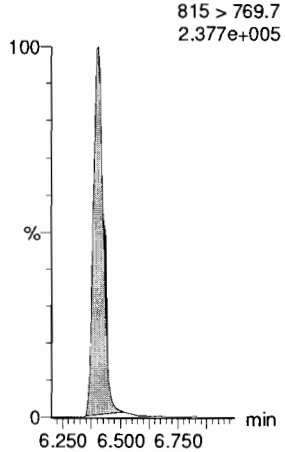

13C2-PFHxDA

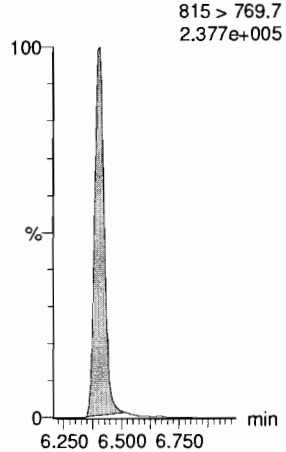

d7-N-MeFOSE

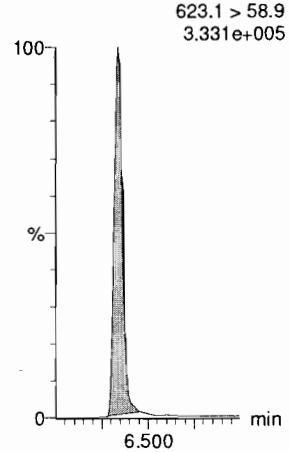

d9-N-EtFOSE

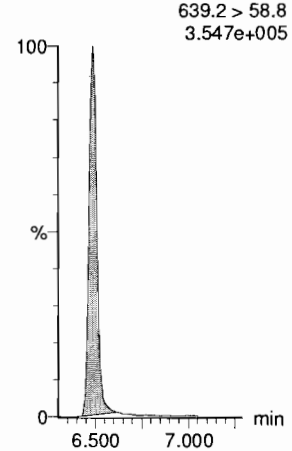

Dataset: F:\Projects\PFAS.PRO\Results\180918M2\180918M2-CRV.qld

Last Altered: Wednesday, September 19, 2018 09:27:22 Pacific Daylight Time
Printed: Wednesday, September 19, 2018 09:28:06 Pacific Daylight Time

Name: 180918M2_4, Date: 18-Sep-2018, Time: 16:54:15, ID: ST180918M2-3 PFC CS0 18I1703, Description: PFC CS0 18I1703

13C4-PFBA

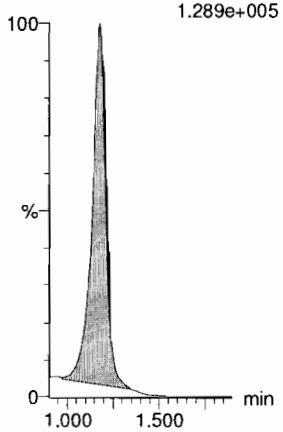

13C5-PFHxA

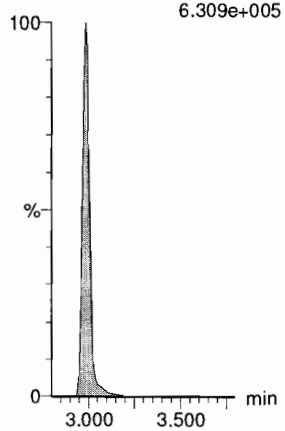

13C3-PFHxS

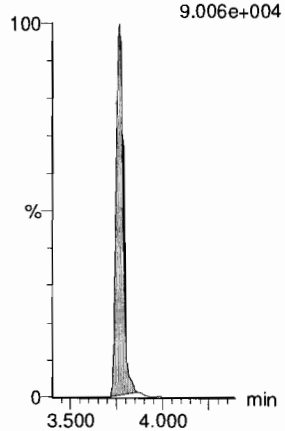

13C8-PFOA

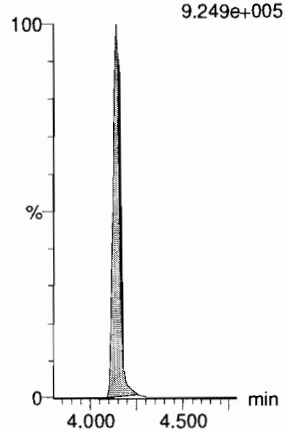

13C9-PFNA

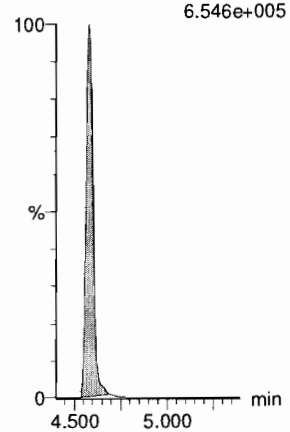

13C4-PFOS

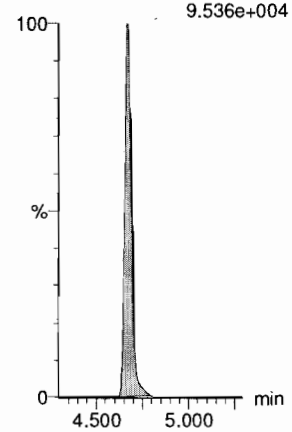

13C6-PFDA

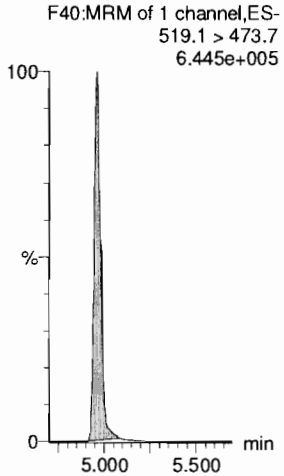

13C7-PFUdA

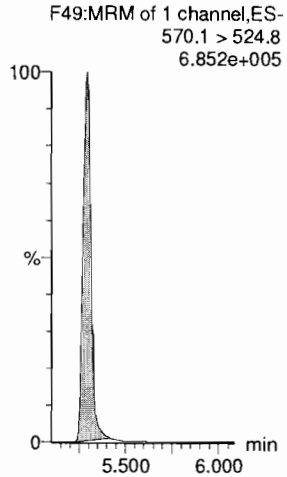

Dataset: F:\Projects\PFAS.PRO\Results\180918M2\180918M2-CRV.qld

Last Altered: Wednesday, September 19, 2018 09:27:22 Pacific Daylight Time
Printed: Wednesday, September 19, 2018 09:28:06 Pacific Daylight Time

Name: 180918M2_5, Date: 18-Sep-2018, Time: 17:04:53, ID: ST180918M2-4 PFC CS1 18I1704, Description: PFC CS1 18I1704

PFBA

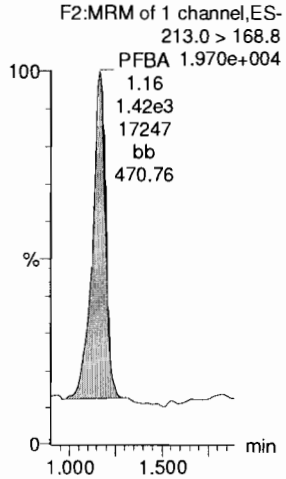

PFPeA

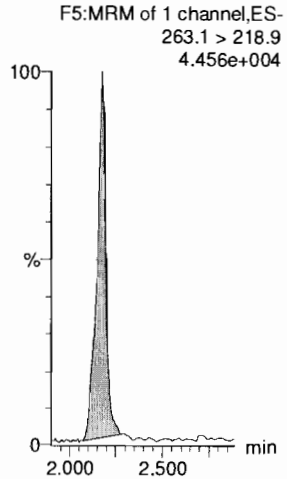

PFBS

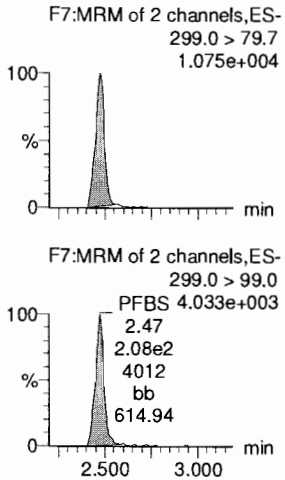

4:2 FTS

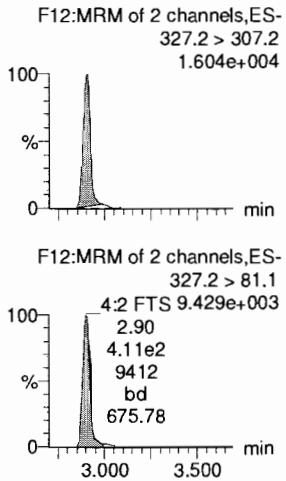

PFHxA

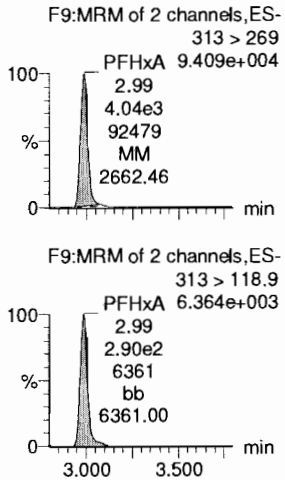

PFPeS

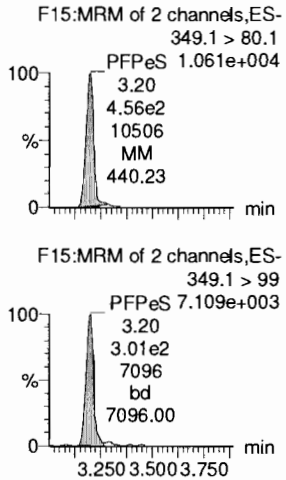

13C3-PFBA

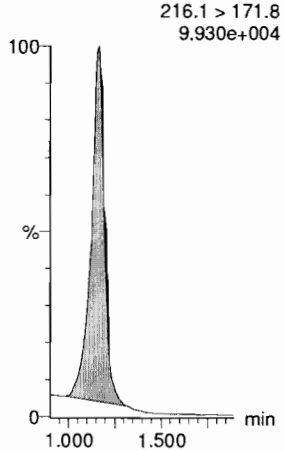

13C3-PFPeA

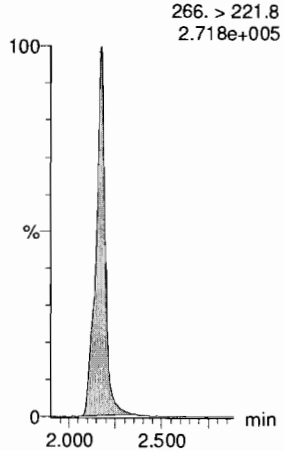

13C3-PFBS

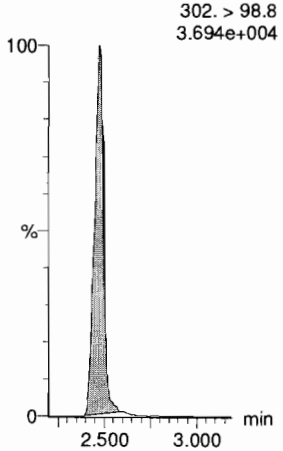

13C2-4:2 FTS

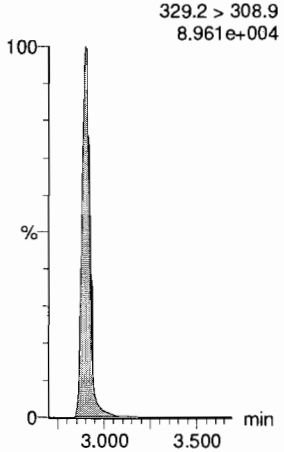

13C2-PFHxA

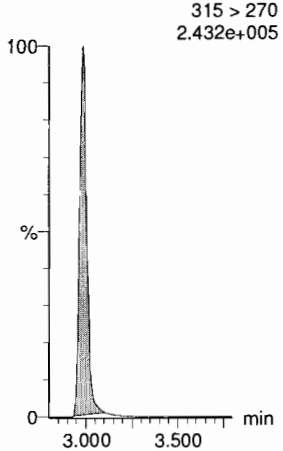

13C3-PFBS

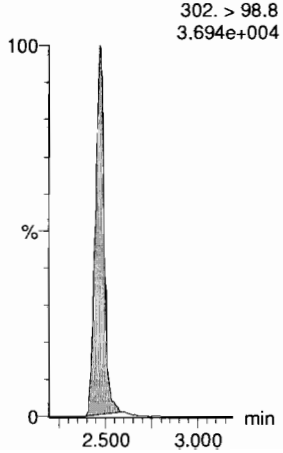

Dataset: F:\Projects\PFAS.PRO\Results\180918M2\180918M2-CRV.qld

Last Altered: Wednesday, September 19, 2018 09:27:22 Pacific Daylight Time
Printed: Wednesday, September 19, 2018 09:28:06 Pacific Daylight Time

Name: 180918M2_5, Date: 18-Sep-2018, Time: 17:04:53, ID: ST180918M2-4 PFC CS1 18I1704, Description: PFC CS1 18I1704

6:2 FTS

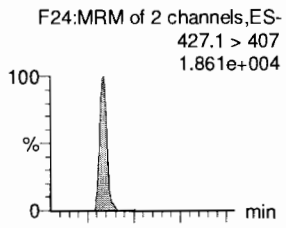

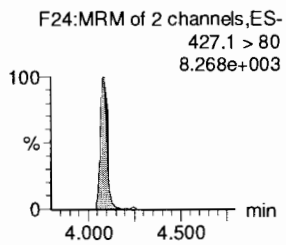

PFHpA

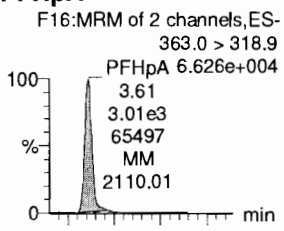

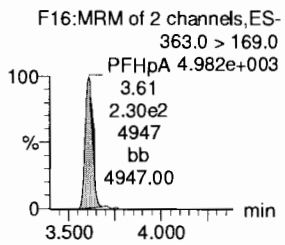

L-PFHxS

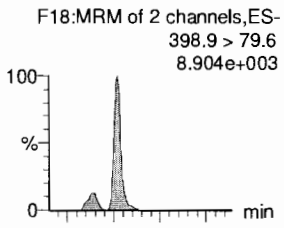

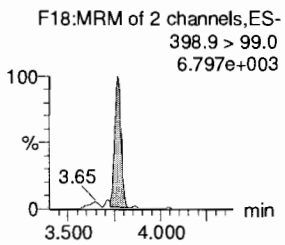

L-PFOA

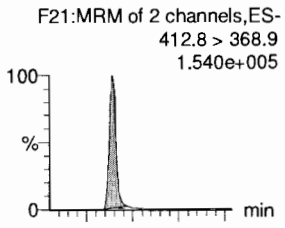

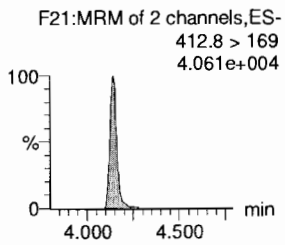

PFHpS

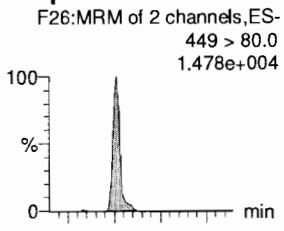

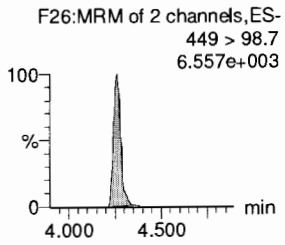

PFNA

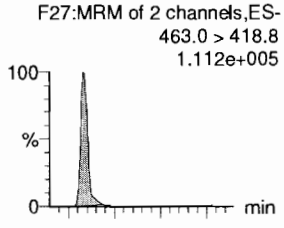

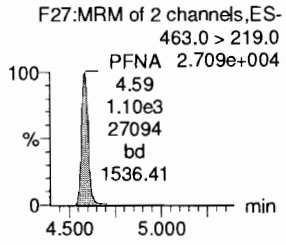

13C2-6:2 FTS

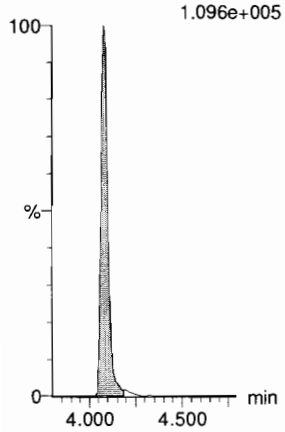

13C4-PFHpA

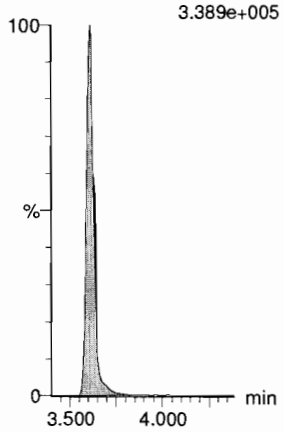

18O2-PFHxS

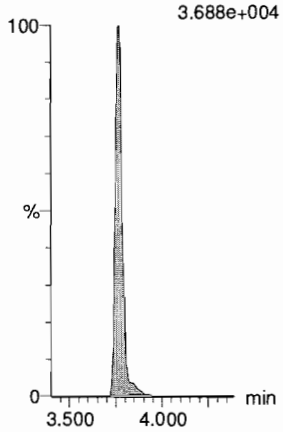

13C2-PFOA

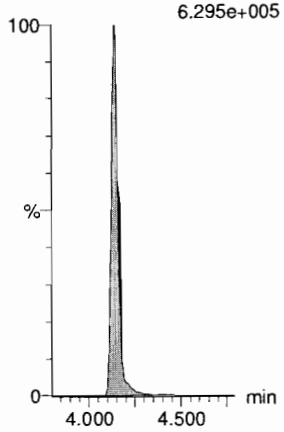

13C8-PFOS

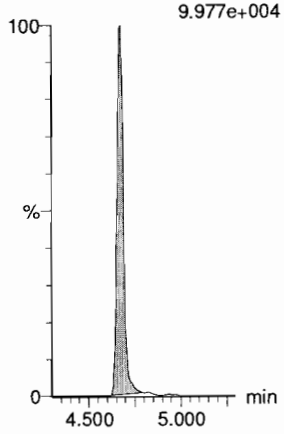

13C5-PFNA

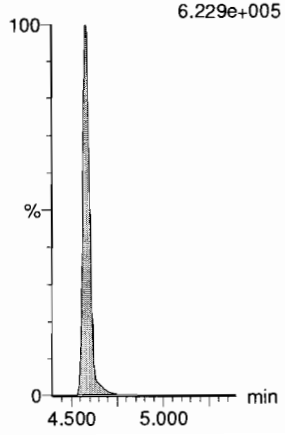

Dataset: F:\Projects\PFAS.PRO\Results\180918M2\180918M2-CRV.qld

Last Altered: Wednesday, September 19, 2018 09:27:22 Pacific Daylight Time
Printed: Wednesday, September 19, 2018 09:28:06 Pacific Daylight Time

Name: 180918M2_5, Date: 18-Sep-2018, Time: 17:04:53, ID: ST180918M2-4 PFC CS1 18I1704, Description: PFC CS1 18I1704

PFOSA

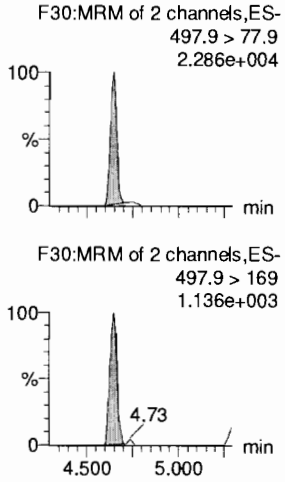

L-PFOS

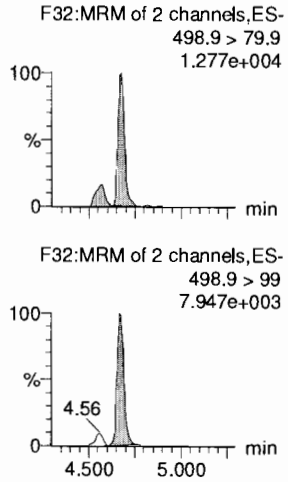

PFDA

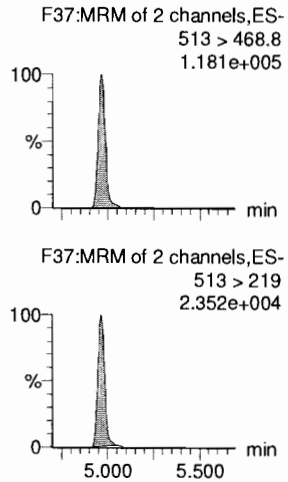

8:2 FTS

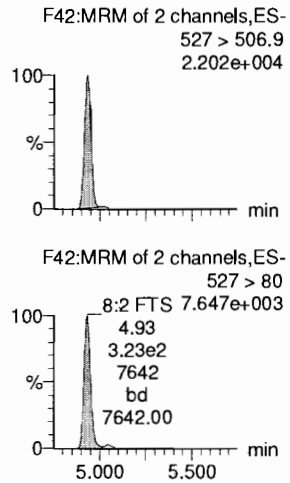

PFNS

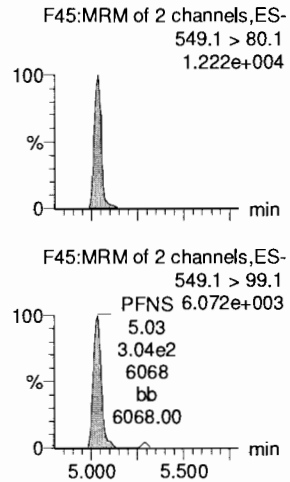

L-MeFOSAA

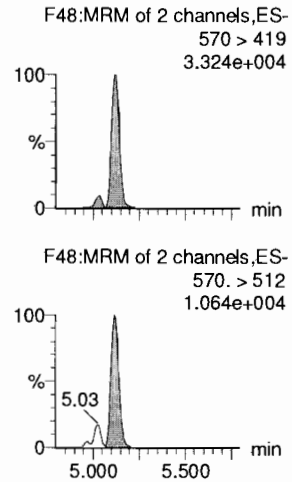

13C8-PFOSA

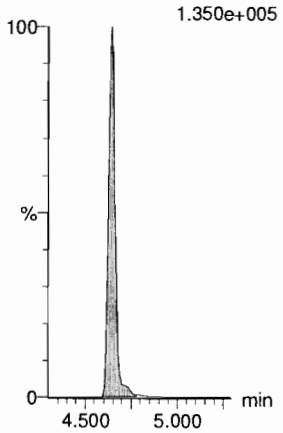

13C8-PFOS

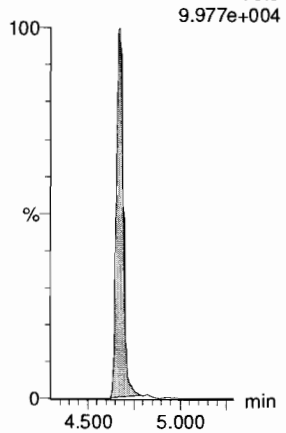

13C2-PFDA

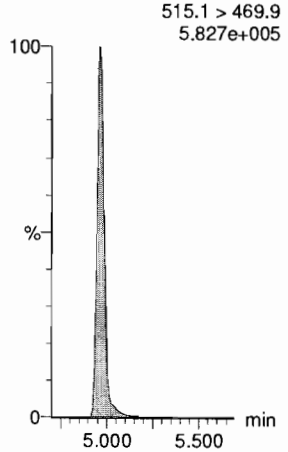

13C2-8:2 FTS

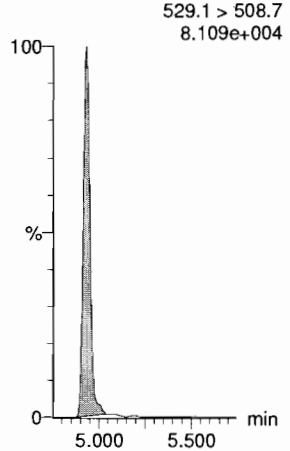

13C8-PFOS

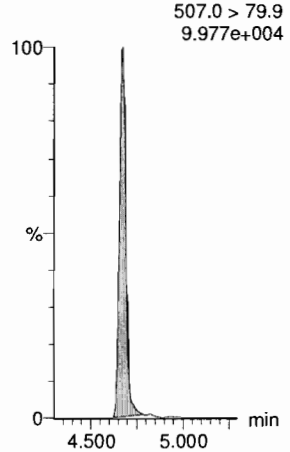

d3-N-MeFOSAA

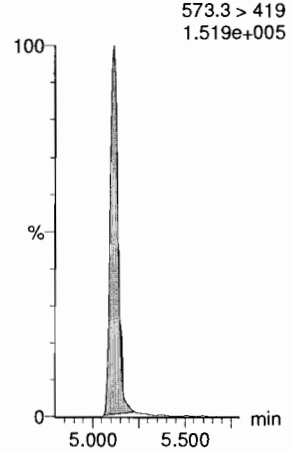

Dataset: F:\Projects\PFAS.PRO\Results\180918M2\180918M2-CRV.qld

Last Altered: Wednesday, September 19, 2018 09:27:22 Pacific Daylight Time
Printed: Wednesday, September 19, 2018 09:28:06 Pacific Daylight Time

Name: 180918M2_5, Date: 18-Sep-2018, Time: 17:04:53, ID: ST180918M2-4 PFC CS1 18I1704, Description: PFC CS1 18I1704

L-EtFOSAA

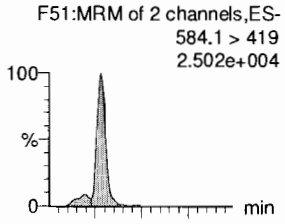

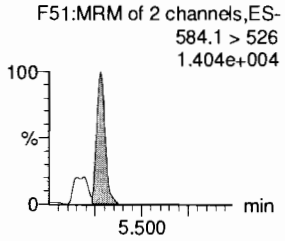

PFDoA

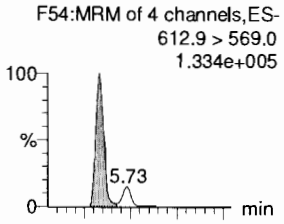

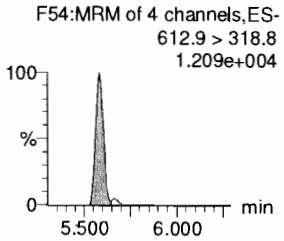

PFDS

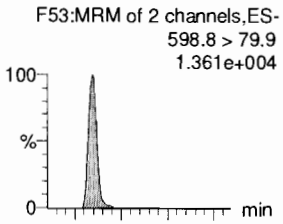

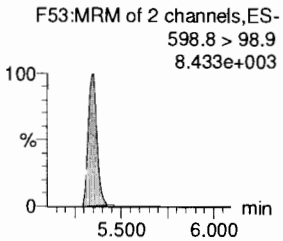

PFUdA

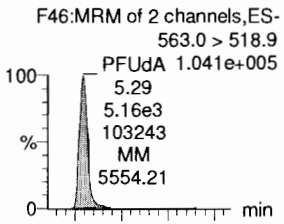

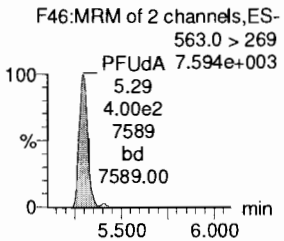

N-MeFOSA

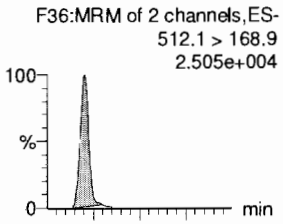

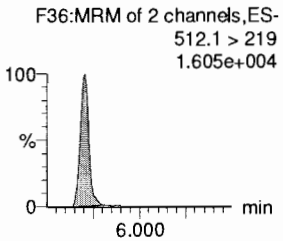

PFTrDA

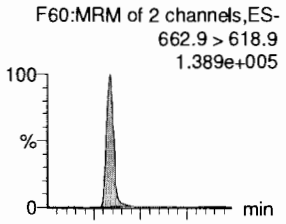

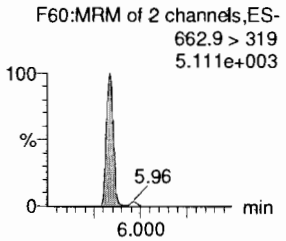

d5-N-EtFOSAA

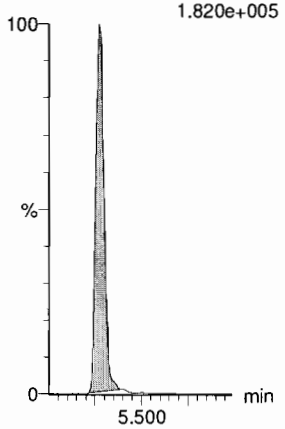

13C2-PFDoA

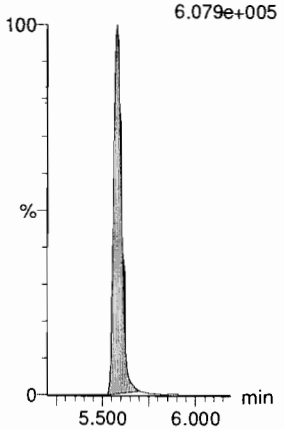

13C8-PFOS

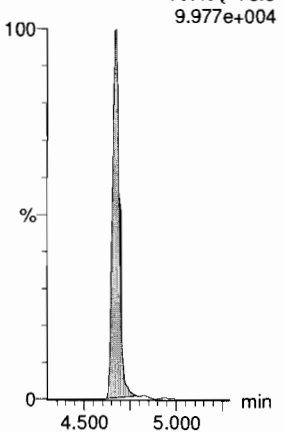

13C2-PFUdA

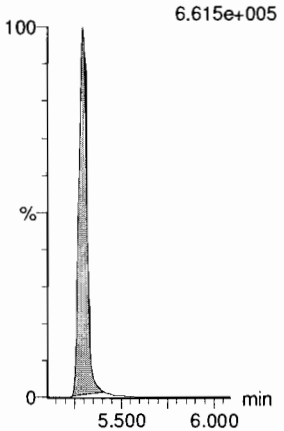

d3-N-MeFOSA

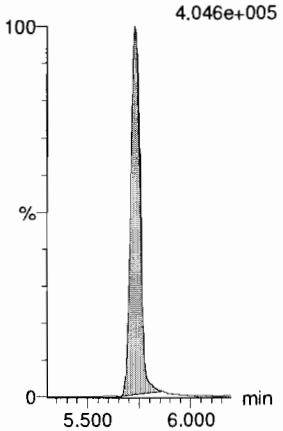

13C2-PFDoA

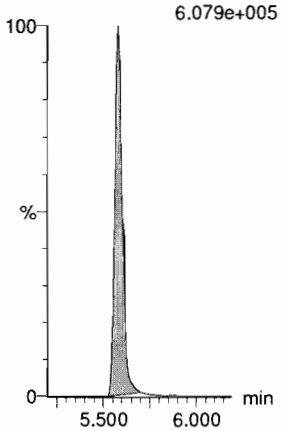

Dataset: F:\Projects\PFAS.PRO\Results\180918M2\180918M2-CRV.qld

Last Altered: Wednesday, September 19, 2018 09:27:22 Pacific Daylight Time
Printed: Wednesday, September 19, 2018 09:28:06 Pacific Daylight Time

Name: 180918M2_5, Date: 18-Sep-2018, Time: 17:04:53, ID: ST180918M2-4 PFC CS1 18I1704, Description: PFC CS1 18I1704

PFTeDA

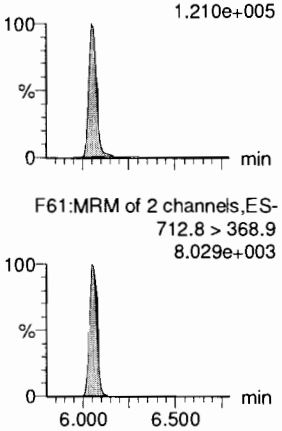

N-EtFOSA

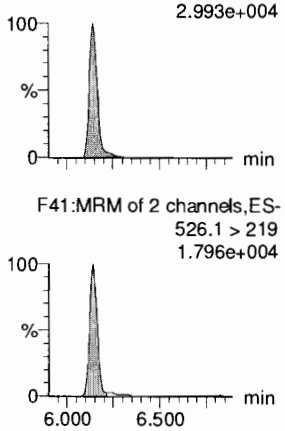

PFHxDA

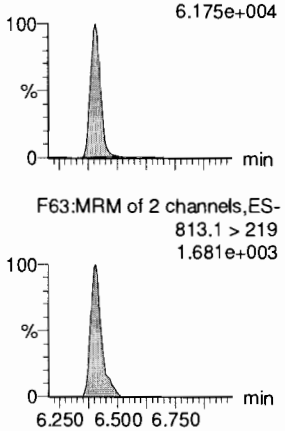

PFODA

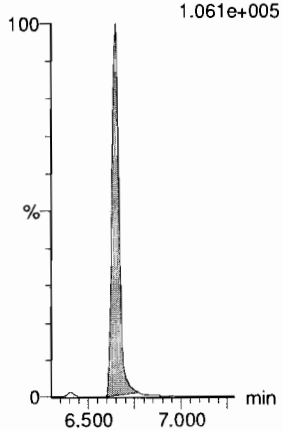

N-MeFOSE

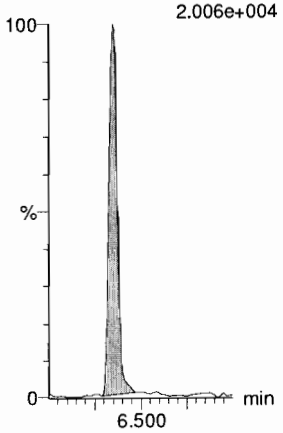

N-EtFOSE

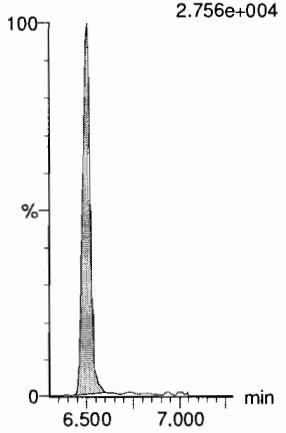

13C2-PFTeDA

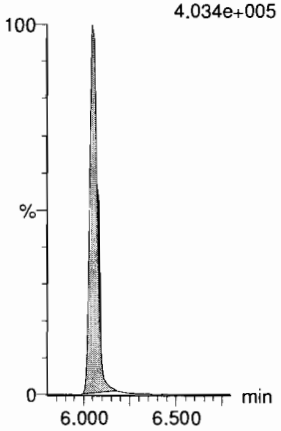

d5-N-ETFOSA

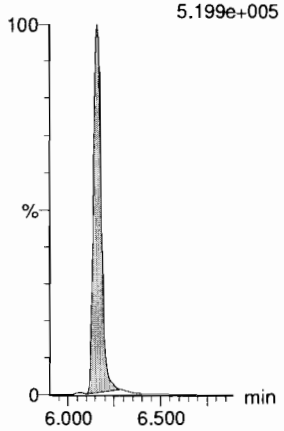

13C2-PFHxDA

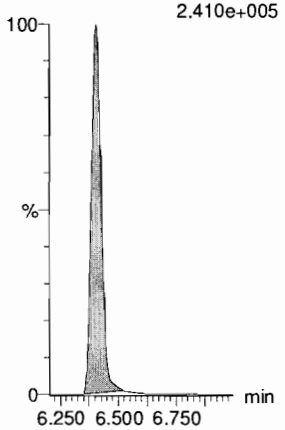

13C2-PFHxDA

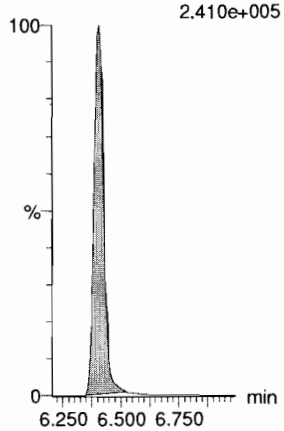

d7-N-MeFOSE

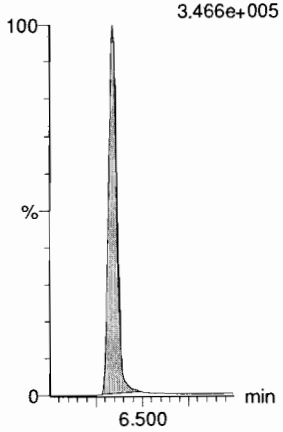

d9-N-EtFOSE

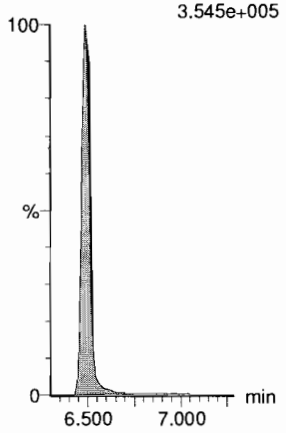

Dataset: F:\Projects\PFAS.PRO\Results\180918M2\180918M2-CRV.qld

Last Altered: Wednesday, September 19, 2018 09:27:22 Pacific Daylight Time
Printed: Wednesday, September 19, 2018 09:28:06 Pacific Daylight Time

Name: 180918M2_5, Date: 18-Sep-2018, Time: 17:04:53, ID: ST180918M2-4 PFC CS1 18I1704, Description: PFC CS1 18I1704

13C4-PFBA

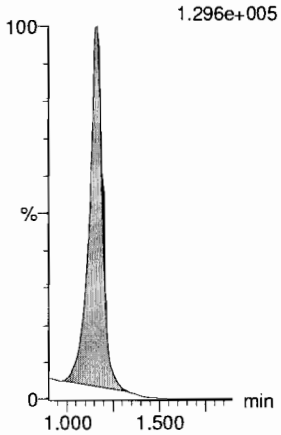

13C5-PFHxA

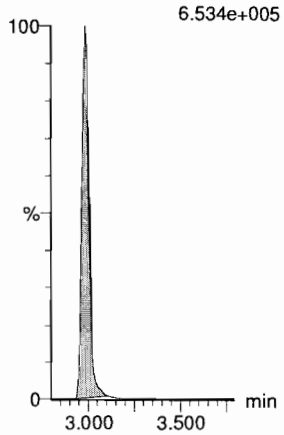

13C3-PFHxS

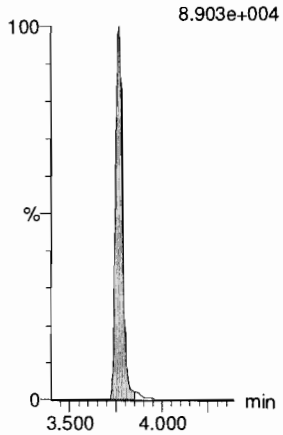

13C8-PFOA

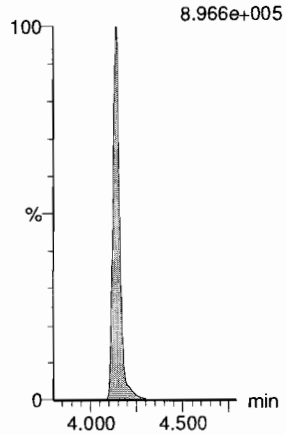

13C9-PFNA

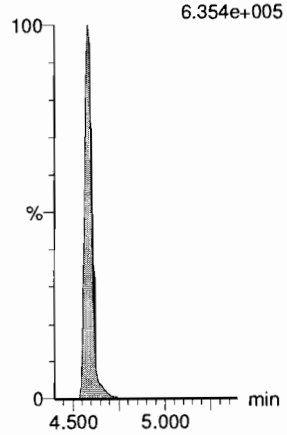

13C4-PFOS



13C6-PFDA

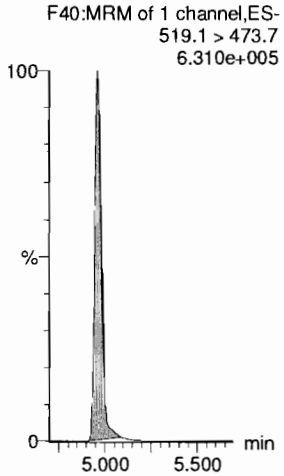

13C7-PFUdA

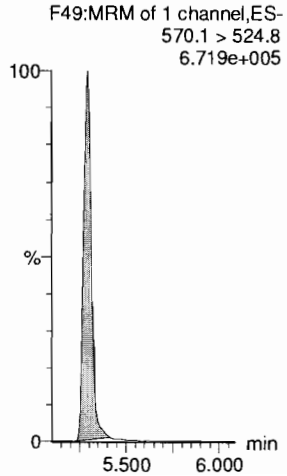

Dataset: F:\Projects\PFAS.PRO\Results\180918M2\180918M2-CRV.qld

Last Altered: Wednesday, September 19, 2018 09:27:22 Pacific Daylight Time
Printed: Wednesday, September 19, 2018 09:28:06 Pacific Daylight Time

Name: 180918M2_6, Date: 18-Sep-2018, Time: 17:15:27, ID: ST180918M2-5 PFC CS2 18I1705, Description: PFC CS2 18I1705

PFBA
F2:MRM of 1 channel,ES-
213.0 > 168.8
4.354e+004

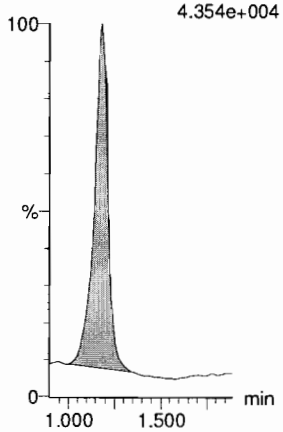

PFPeA
F5:MRM of 1 channel,ES-
263.1 > 218.9
1.080e+005



PFBS
F7:MRM of 2 channels,ES-
299.0 > 79.7
2.692e+004

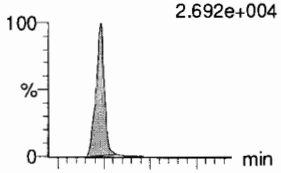

F7:MRM of 2 channels,ES-
299.0 > 99.0
8.892e+003

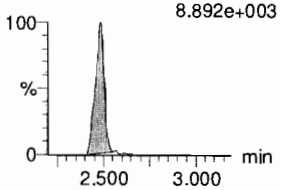

4:2 FTS
F12:MRM of 2 channels,ES-
327.2 > 307.2
3.562e+004

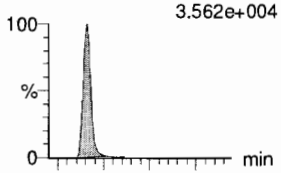

F12:MRM of 2 channels,ES-
327.2 > 81.1
2.043e+004

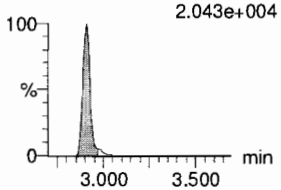

PFHxA
F9:MRM of 2 channels,ES-
313 > 269
PFHxA 2.309e+005
2.99
9.99e3
229615
bb
6718.19

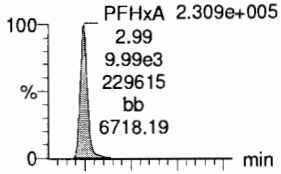

F9:MRM of 2 channels,ES-
313 > 118.9
1.559e+004

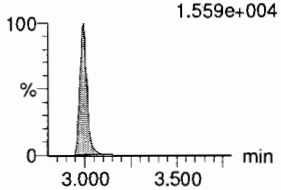

PFPeS
F15:MRM of 2 channels,ES-
349.1 > 80.1
2.680e+004

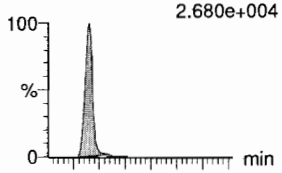

F15:MRM of 2 channels,ES-
349.1 > 99
1.788e+004

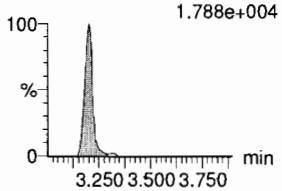

13C3-PFBA
F3:MRM of 1 channel,ES-
216.1 > 171.8
9.460e+004

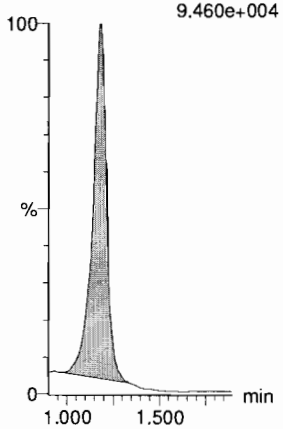

13C3-PFPeA
F6:MRM of 1 channel,ES-
266. > 221.8
2.815e+005

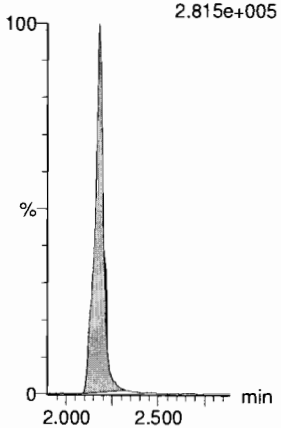

13C3-PFBS
F8:MRM of 1 channel,ES-
302. > 98.8
3.685e+004

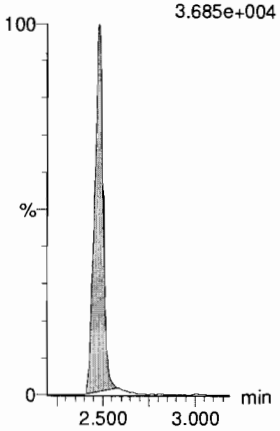

13C2-4:2 FTS
F13:MRM of 1 channel,ES-
329.2 > 308.9
8.756e+004

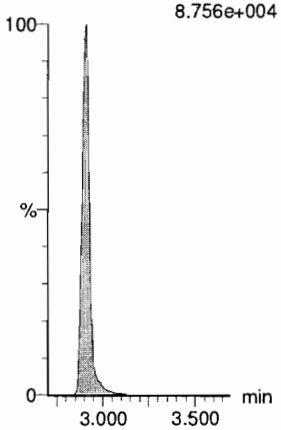

13C2-PFHxA
F10:MRM of 1 channel,ES-
315 > 270
2.333e+005

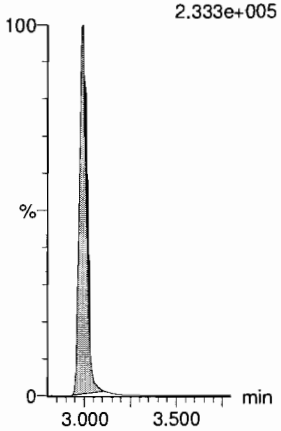

13C3-PFBS
F8:MRM of 1 channel,ES-
302. > 98.8
3.685e+004

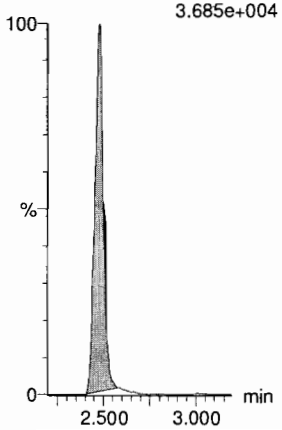

Dataset: F:\Projects\PFAS.PRO\Results\180918M2\180918M2-CRV.qld

Last Altered: Wednesday, September 19, 2018 09:27:22 Pacific Daylight Time
Printed: Wednesday, September 19, 2018 09:28:06 Pacific Daylight Time

Name: 180918M2_6, Date: 18-Sep-2018, Time: 17:15:27, ID: ST180918M2-5 PFC CS2 18I1705, Description: PFC CS2 18I1705

6:2 FTS
F24:MRM of 2 channels,ES-
427.1 > 407
5.766e+004

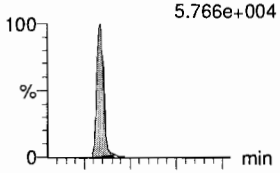

PFHpA
F16:MRM of 2 channels,ES-
363.0 > 318.9
PFHpA 1.514e+005

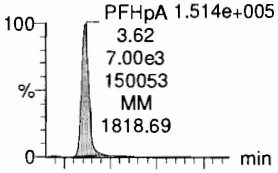

L-PFHxS
F18:MRM of 2 channels,ES-
398.9 > 79.6
2.201e+004

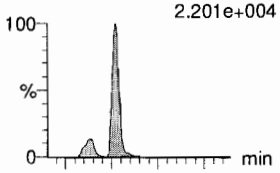

L-PFOA
F21:MRM of 2 channels,ES-
412.8 > 368.9
3.541e+005

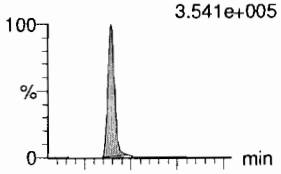

PFHpS
F26:MRM of 2 channels,ES-
449 > 80.0
3.301e+004

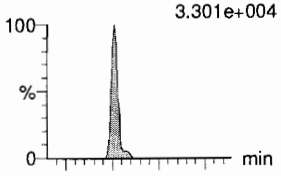

PFNA
F27:MRM of 2 channels,ES-
463.0 > 418.8
2.794e+005

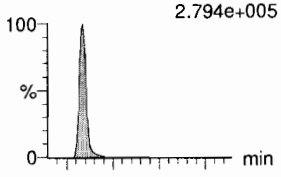

F24:MRM of 2 channels,ES-
427.1 > 80
1.702e+004

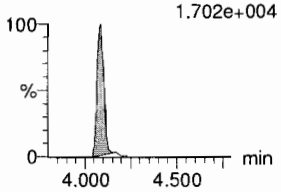

F16:MRM of 2 channels,ES-
363.0 > 169.0
1.127e+004

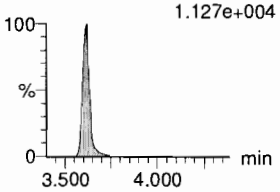

F18:MRM of 2 channels,ES-
398.9 > 99.0
1.398e+004

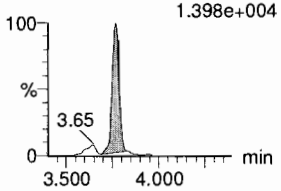

F21:MRM of 2 channels,ES-
412.8 > 169
9.930e+004

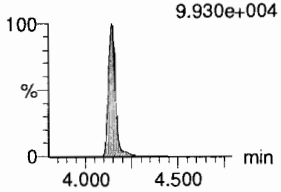

F26:MRM of 2 channels,ES-
449 > 98.7
1.924e+004

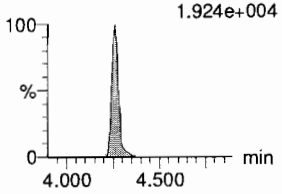

F27:MRM of 2 channels,ES-
463.0 > 219.0
5.892e+004

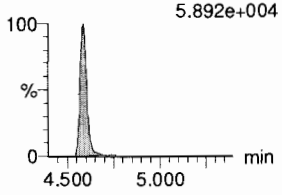

13C2-6:2 FTS
F25:MRM of 1 channel,ES-
429.1 > 408.9
1.050e+005

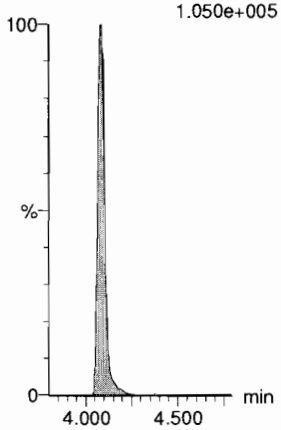

13C4-PFHpA
F17:MRM of 1 channel,ES-
367.2 > 321.8
3.217e+005

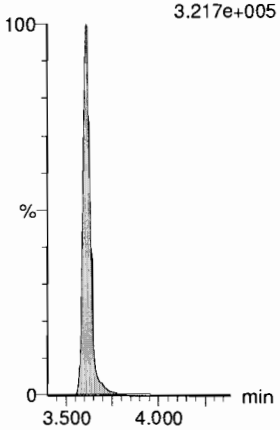

18O2-PFHxS
F20:MRM of 1 channel,ES-
403.0 > 102.6
3.653e+004

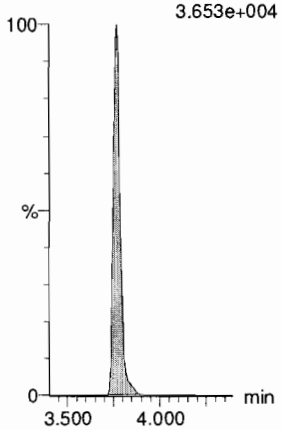

13C2-PFOA
F22:MRM of 1 channel,ES-
414.9 > 369.7
6.012e+005

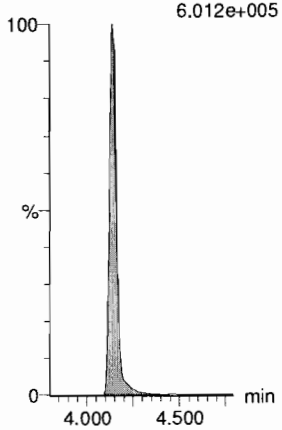

13C8-PFOS
F35:MRM of 1 channel,ES-
507.0 > 79.9
1.003e+005

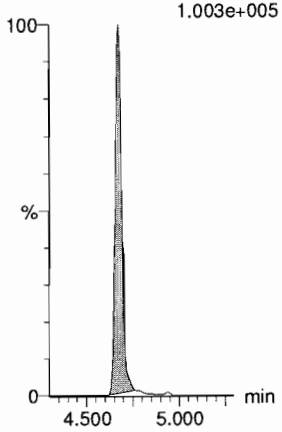

13C5-PFNA
F28:MRM of 1 channel,ES-
468.2 > 422.9
6.006e+005

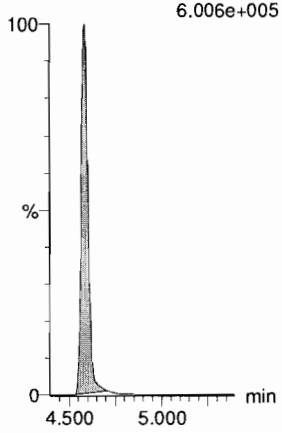

Dataset: F:\Projects\PFAS.PRO\Results\180918M2\180918M2-CRV.qld

Last Altered: Wednesday, September 19, 2018 09:27:22 Pacific Daylight Time
Printed: Wednesday, September 19, 2018 09:28:06 Pacific Daylight Time

Name: 180918M2_6, Date: 18-Sep-2018, Time: 17:15:27, ID: ST180918M2-5 PFC CS2 18I1705, Description: PFC CS2 18I1705

PFOSA
F30:MRM of 2 channels,ES-
497.9 > 77.9
5.668e+004

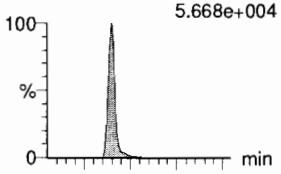

L-PFOS
F32:MRM of 2 channels,ES-
498.9 > 79.9
2.965e+004

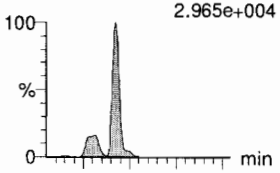

PFDA
F37:MRM of 2 channels,ES-
513 > 468.8
2.591e+005

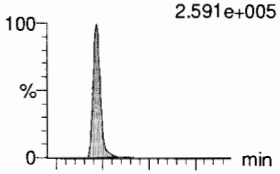

8:2 FTS
F42:MRM of 2 channels,ES-
527 > 506.9
4.805e+004

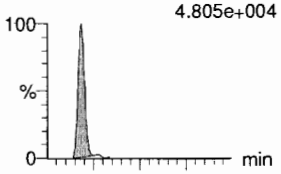

PFNS
F45:MRM of 2 channels,ES-
549.1 > 80.1
2.698e+004

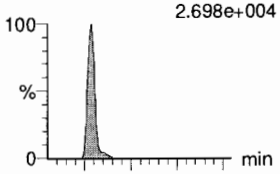

L-MeFOSAA
F48:MRM of 2 channels,ES-
570 > 419
7.056e+004

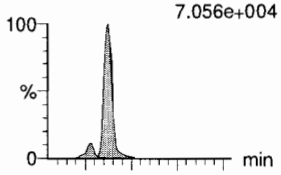

F30:MRM of 2 channels,ES-
497.9 > 169
1.114e+003

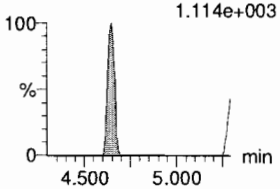

F32:MRM of 2 channels,ES-
498.9 > 99
1.660e+004

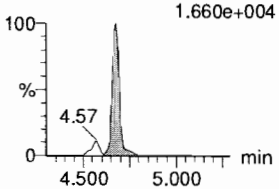

F37:MRM of 2 channels,ES-
513 > 219
4.802e+004

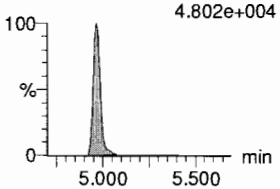

F42:MRM of 2 channels,ES-
527 > 80
1.998e+004

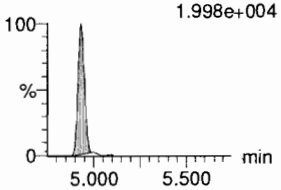

F45:MRM of 2 channels,ES-
549.1 > 99.1
1.915e+004

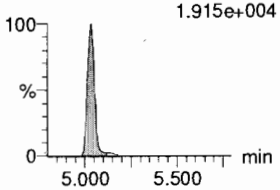

F48:MRM of 2 channels,ES-
570. > 512
2.607e+004

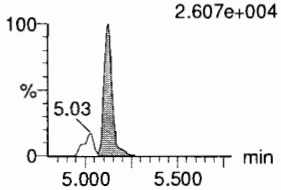

13C8-PFOSA
F34:MRM of 1 channel,ES-
506.1 > 77.7
1.260e+005

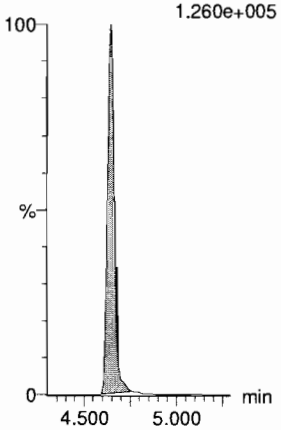

13C8-PFOS
F35:MRM of 1 channel,ES-
507.0 > 79.9
1.003e+005

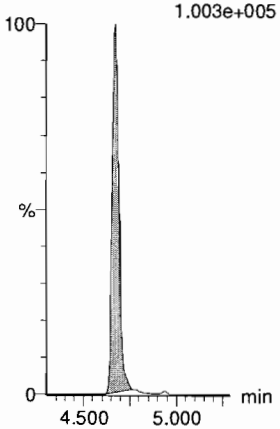

13C2-PFDA
F38:MRM of 1 channel,ES-
515.1 > 469.9
5.815e+005

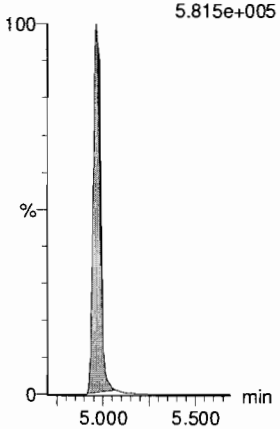

13C2-8:2 FTS
F43:MRM of 1 channel,ES-
529.1 > 508.7
7.807e+004

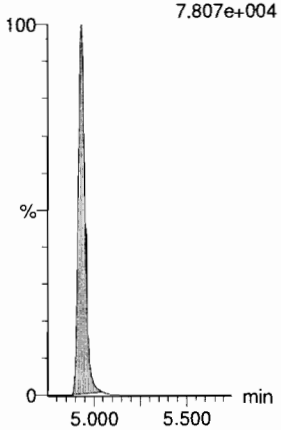

13C8-PFOS
F35:MRM of 1 channel,ES-
507.0 > 79.9
1.003e+005

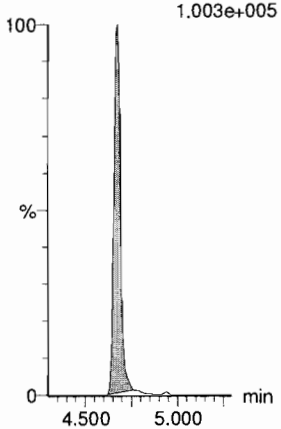

d3-N-MeFOSAA
F50:MRM of 1 channel,ES-
573.3 > 419
1.531e+005

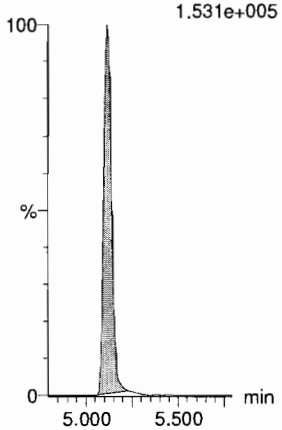

Dataset: F:\Projects\PFAS.PRO\Results\180918M2\180918M2-CRV.qld

Last Altered: Wednesday, September 19, 2018 09:27:22 Pacific Daylight Time
Printed: Wednesday, September 19, 2018 09:28:06 Pacific Daylight Time

Name: 180918M2_6, Date: 18-Sep-2018, Time: 17:15:27, ID: ST180918M2-5 PFC CS2 18I1705, Description: PFC CS2 18I1705

L-EtFOSAA

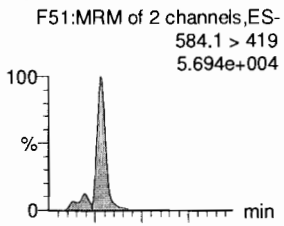

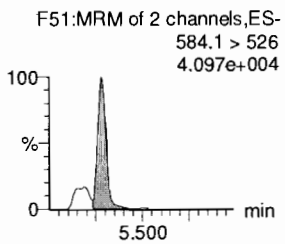

PFDoA

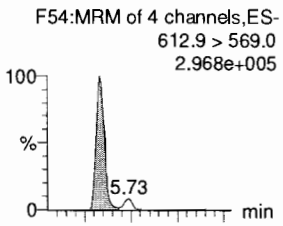

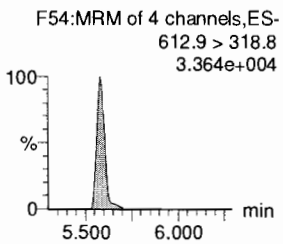

PFDS

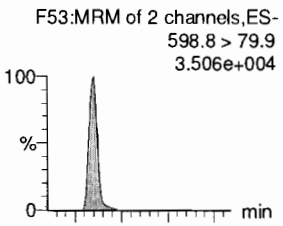

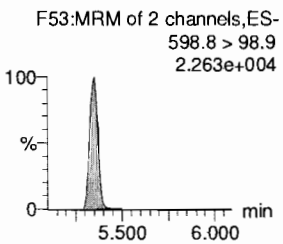

PFUdA

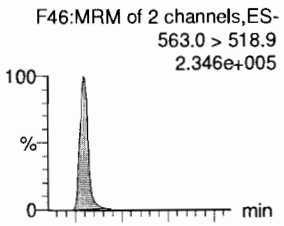

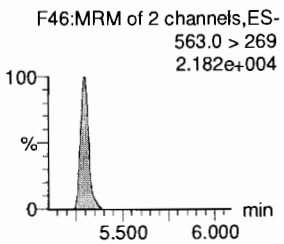

N-MeFOSA

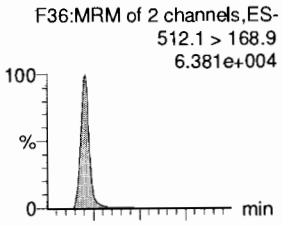

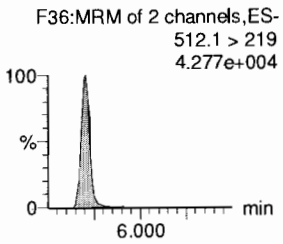

PFTrDA

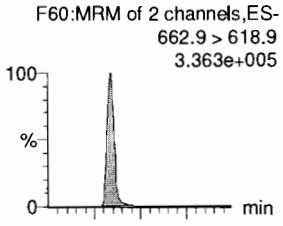

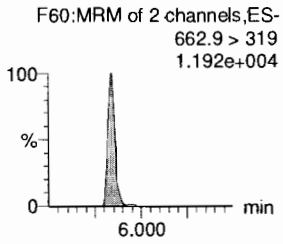

d5-N-EtFOSAA

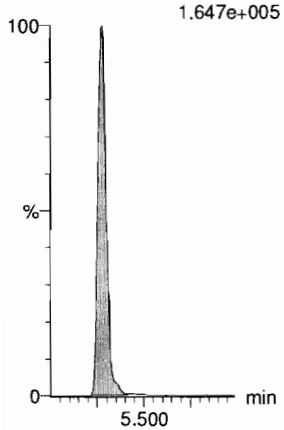

13C2-PFDoA

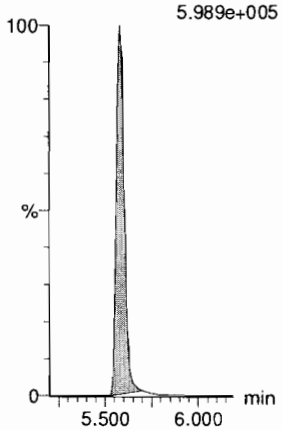

13C8-PFOS

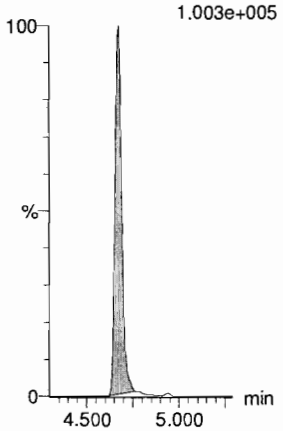

13C2-PFUdA

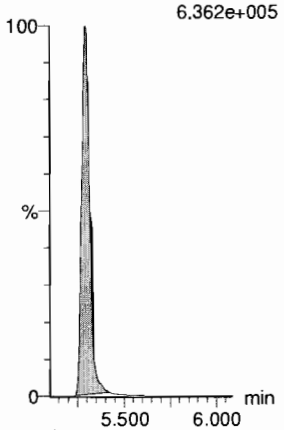

d3-N-MeFOSA

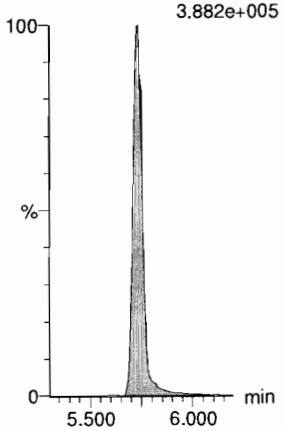

13C2-PFDoA

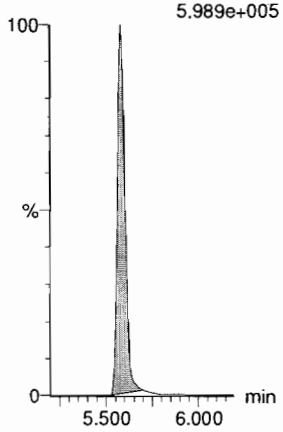

Dataset: F:\Projects\PFAS.PRO\Results\180918M2\180918M2-CRV.qld

Last Altered: Wednesday, September 19, 2018 09:27:22 Pacific Daylight Time
Printed: Wednesday, September 19, 2018 09:28:06 Pacific Daylight Time

Name: 180918M2_6, Date: 18-Sep-2018, Time: 17:15:27, ID: ST180918M2-5 PFC CS2 18I1705, Description: PFC CS2 18I1705

PFTeDA

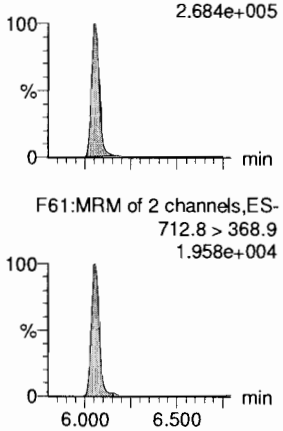

N-EtFOSA

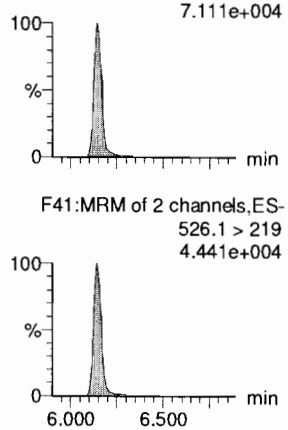

PFHxDA

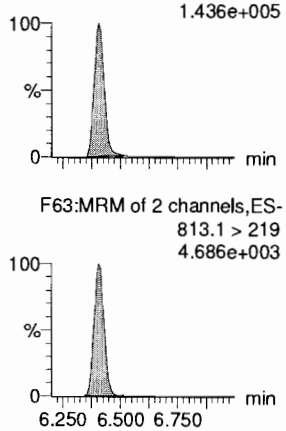

PFODA

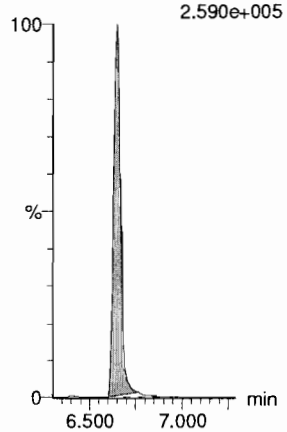

N-MeFOSE

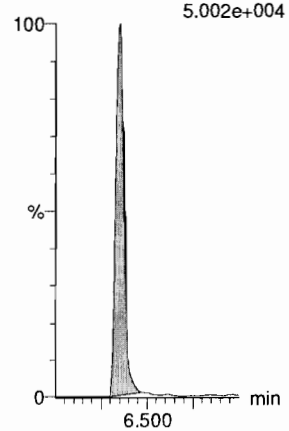

N-EtFOSE

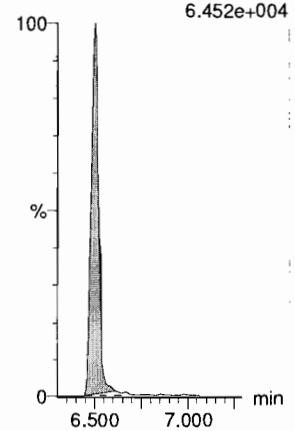

13C2-PFTeDA

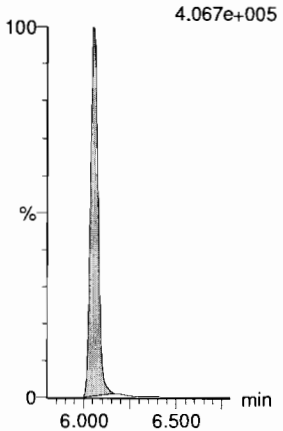

d5-N-ETFOSA

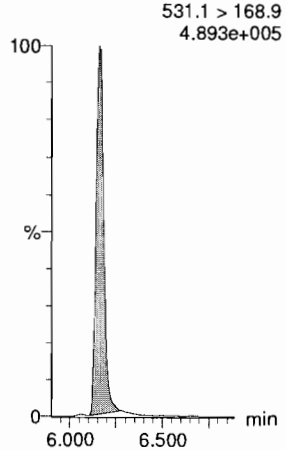

13C2-PFHxDA

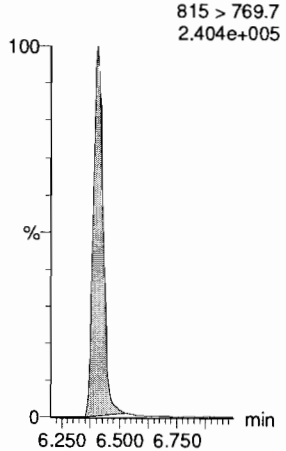

13C2-PFHxDA

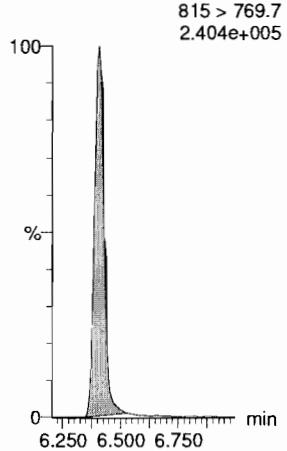

d7-N-MeFOSE

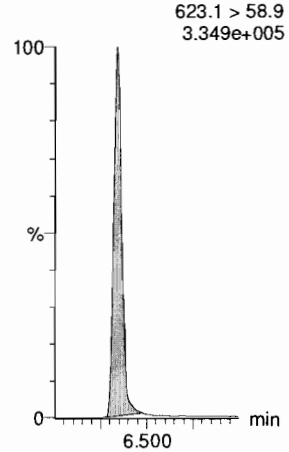

d9-N-EtFOSE

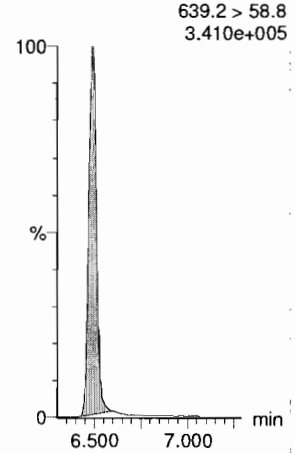

Dataset: F:\Projects\PFAS.PRO\Results\180918M2\180918M2-CRV.qld

Last Altered: Wednesday, September 19, 2018 09:27:22 Pacific Daylight Time
Printed: Wednesday, September 19, 2018 09:28:06 Pacific Daylight Time

Name: 180918M2_6, Date: 18-Sep-2018, Time: 17:15:27, ID: ST180918M2-5 PFC CS2 18I1705, Description: PFC CS2 18I1705

13C4-PFBA

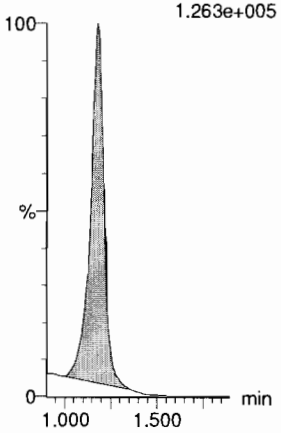

13C5-PFHxA

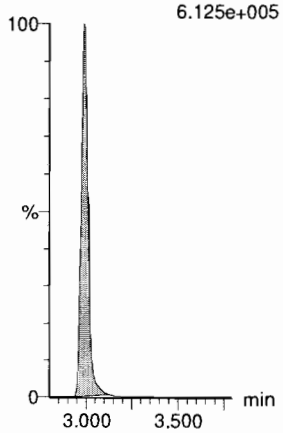

13C3-PFHxS

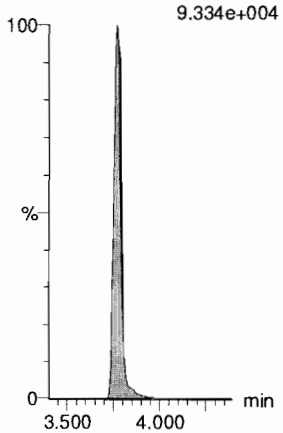

13C8-PFOA

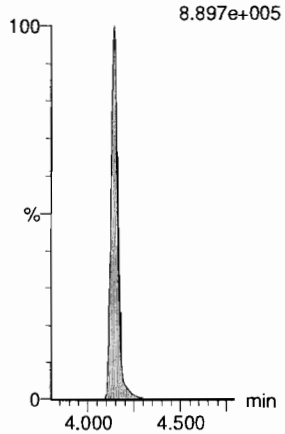

13C9-PFNA

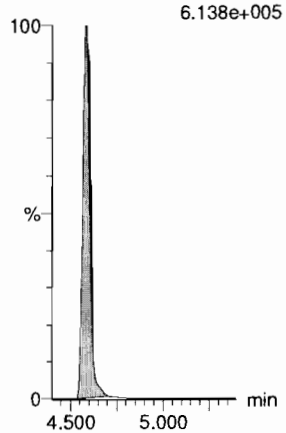

13C4-PFOS

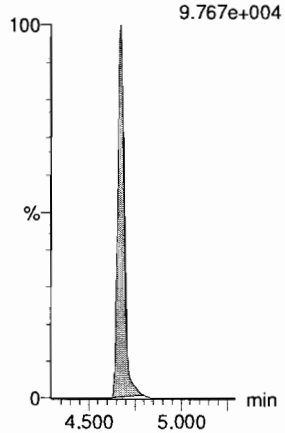

13C6-PFDA

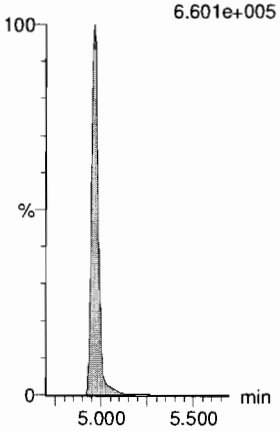

13C7-PFUdA

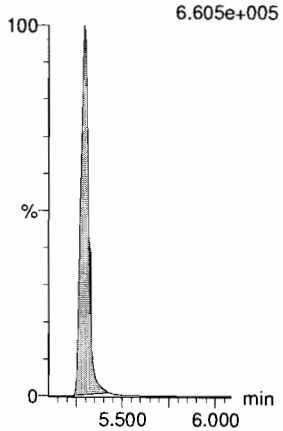

Dataset: F:\Projects\PFAS.PRO\Results\180918M2\180918M2-CRV.qld

Last Altered: Wednesday, September 19, 2018 09:27:22 Pacific Daylight Time
Printed: Wednesday, September 19, 2018 09:28:06 Pacific Daylight Time

Name: 180918M2_7, Date: 18-Sep-2018, Time: 17:26:05, ID: ST180918M2-6 PFC CS3 18I1706, Description: PFC CS3 18I1706

PFBA

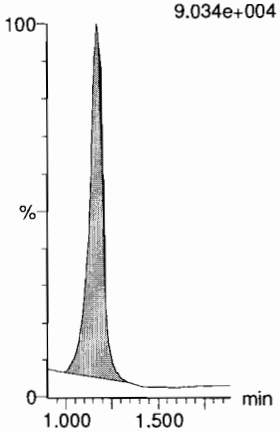

PFPeA



PFBS

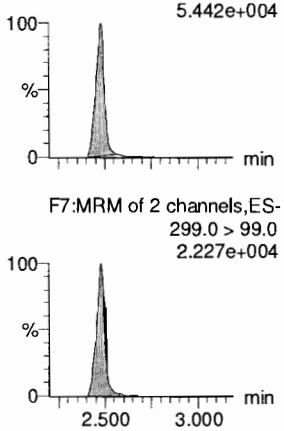

4:2 FTS

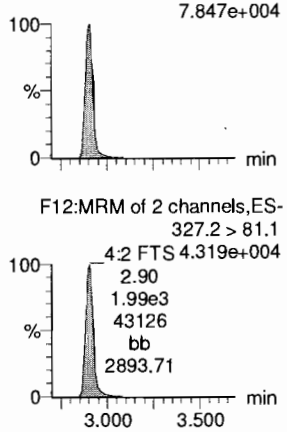

PFHxA

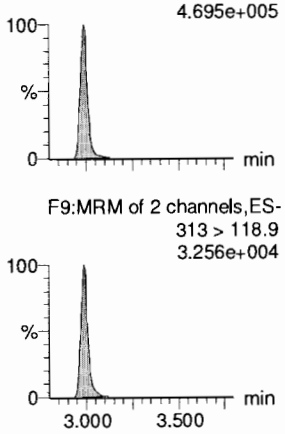

PFPeS

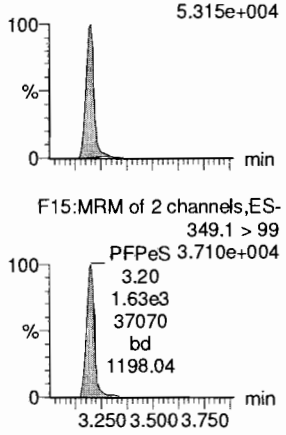

13C3-PFBA

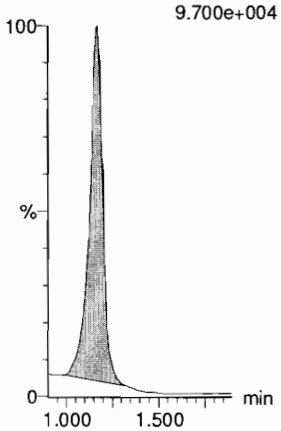

13C3-PFPeA

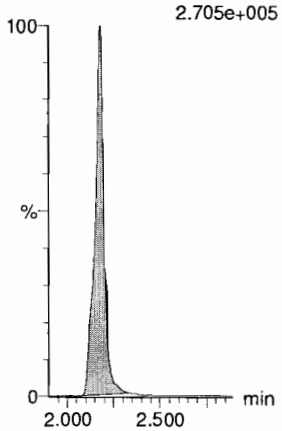

13C3-PFBS

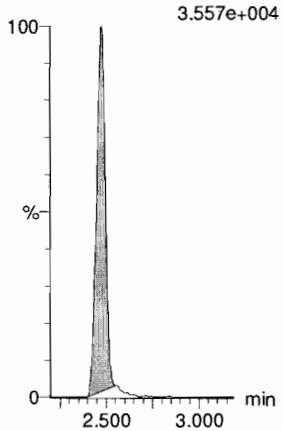

13C2-4:2 FTS

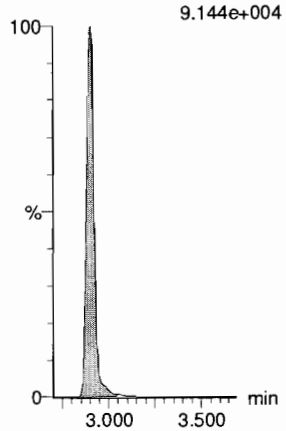

13C2-PFHxA

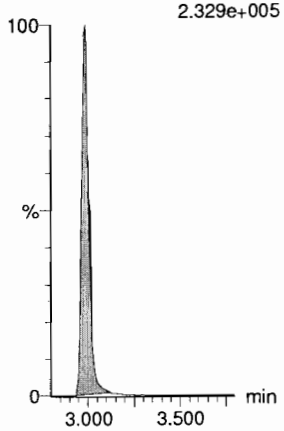

13C3-PFBS

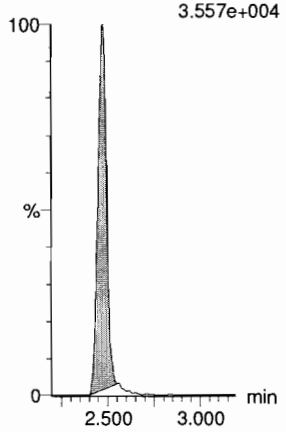

Dataset: F:\Projects\PFAS.PRO\Results\180918M2\180918M2-CRV.qld

Last Altered: Wednesday, September 19, 2018 09:27:22 Pacific Daylight Time
Printed: Wednesday, September 19, 2018 09:28:06 Pacific Daylight Time

Name: 180918M2_7, Date: 18-Sep-2018, Time: 17:26:05, ID: ST180918M2-6 PFC CS3 18I1706, Description: PFC CS3 18I1706

6:2 FTS

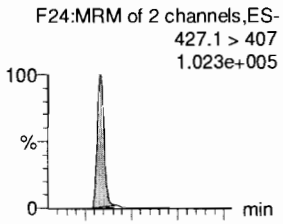

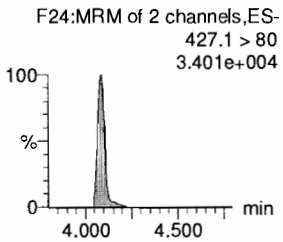

PFHpA

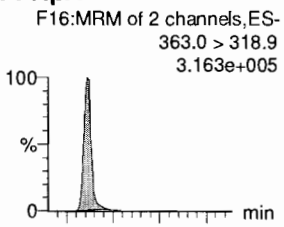

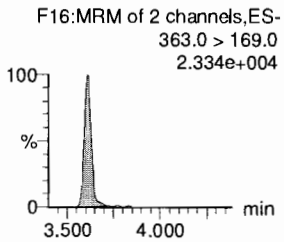

L-PFHxS

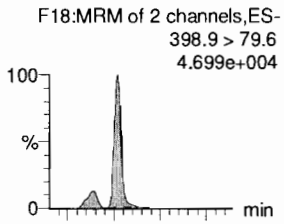

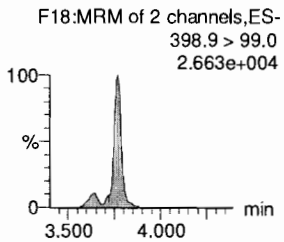

L-PFOA

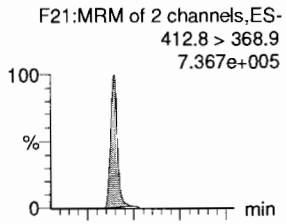

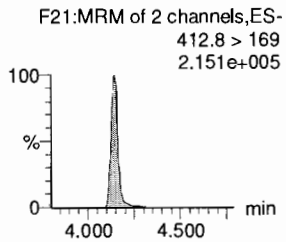

PFHpS

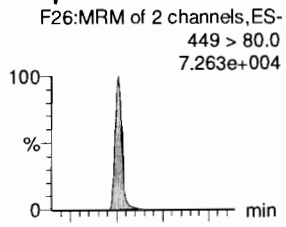

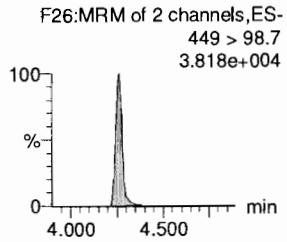

PFNA

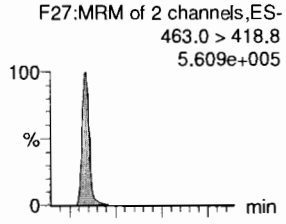

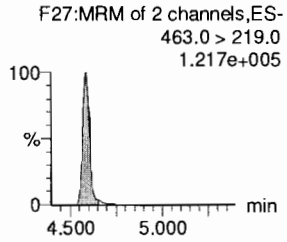

13C2-6:2 FTS

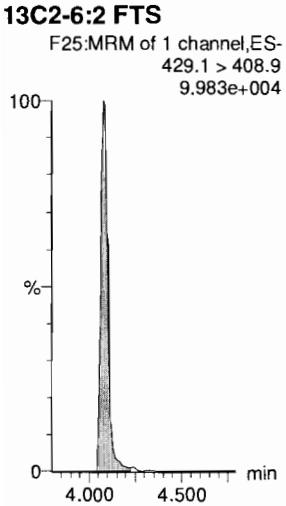

13C4-PFHpA

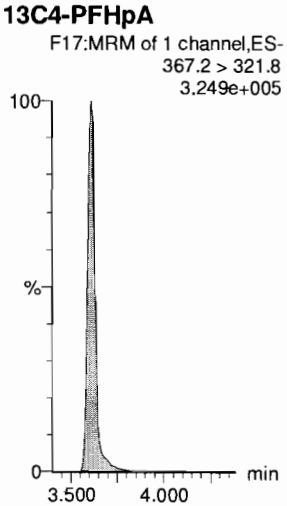

18O2-PFHxS

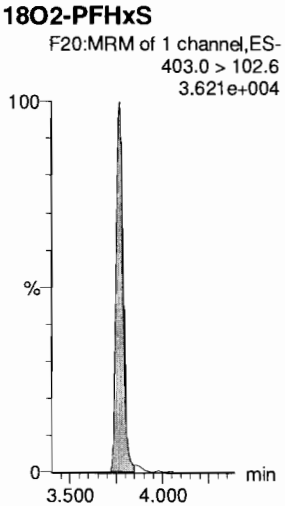

13C2-PFOA

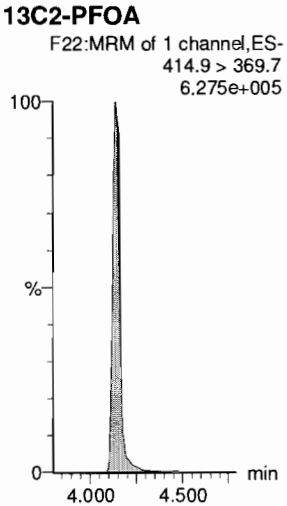

13C8-PFOS

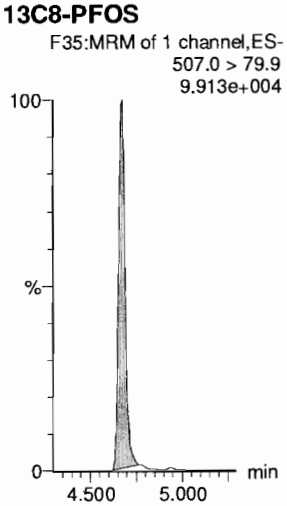

13C5-PFNA

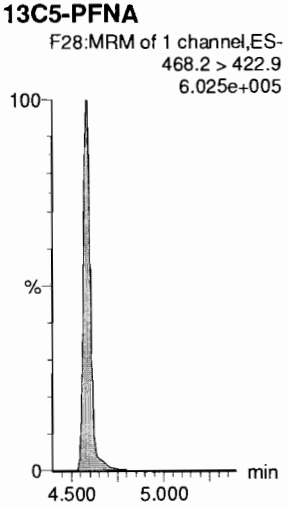

Dataset: F:\Projects\PFAS.PRO\Results\180918M2\180918M2-CRV.qld

Last Altered: Wednesday, September 19, 2018 09:27:22 Pacific Daylight Time
Printed: Wednesday, September 19, 2018 09:28:06 Pacific Daylight Time

Name: 180918M2_7, Date: 18-Sep-2018, Time: 17:26:05, ID: ST180918M2-6 PFC CS3 18I1706, Description: PFC CS3 18I1706

PFOSA
F30:MRM of 2 channels,ES-
497.9 > 77.9
1.084e+005

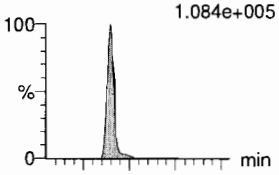

L-PFOS
F32:MRM of 2 channels,ES-
498.9 > 79.9
6.024e+004

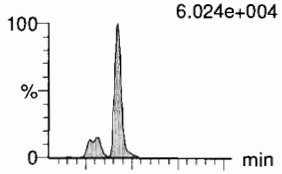

PFDA
F37:MRM of 2 channels,ES-
513 > 468.8
5.796e+005

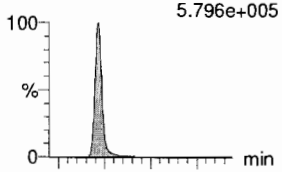

8:2 FTS
F42:MRM of 2 channels,ES-
527 > 506.9
9.417e+004

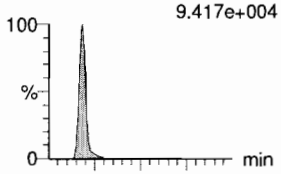

PFNS
F45:MRM of 2 channels,ES-
549.1 > 80.1
5.205e+004

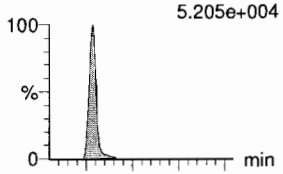

L-MeFOSAA
F48:MRM of 2 channels,ES-
570 > 419
1.540e+005

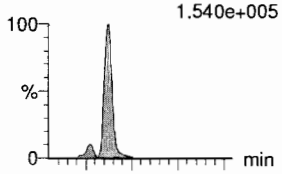

F30:MRM of 2 channels,ES-
497.9 > 169
4.541e+003

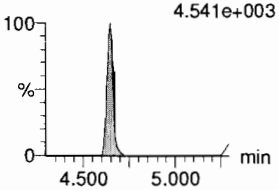

F32:MRM of 2 channels,ES-
498.9 > 99
3.648e+004

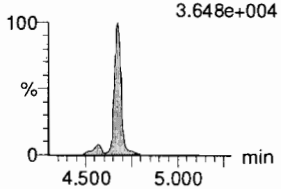

F37:MRM of 2 channels,ES-
513 > 219
1.055e+005

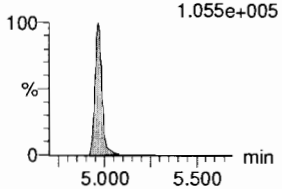

F42:MRM of 2 channels,ES-
527 > 80
4.185e+004

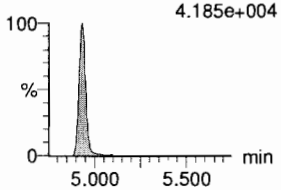

F45:MRM of 2 channels,ES-
549.1 > 99.1
3.548e+004

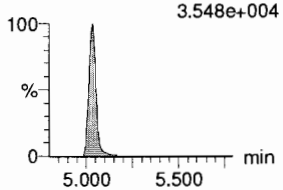

F48:MRM of 2 channels,ES-
570. > 512
5.806e+004

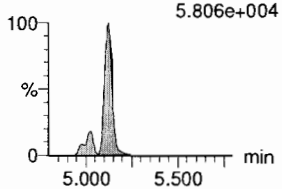

13C8-PFOSA
F34:MRM of 1 channel,ES-
506.1 > 77.7
1.325e+005

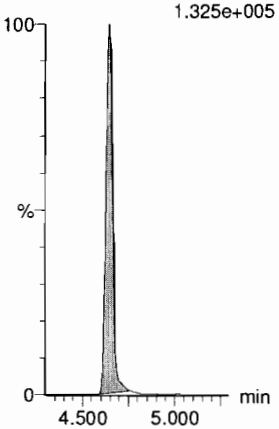

13C8-PFOS
F35:MRM of 1 channel,ES-
507.0 > 79.9
9.913e+004

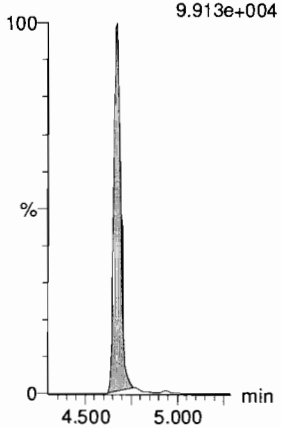

13C2-PFDA
F38:MRM of 1 channel,ES-
515.1 > 469.9
5.249e+005

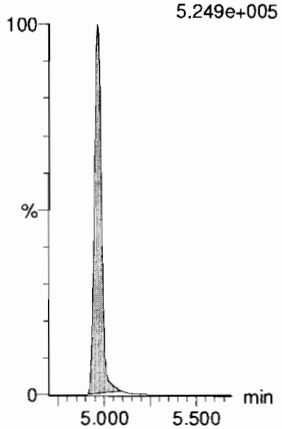

13C2-8:2 FTS
F43:MRM of 1 channel,ES-
529.1 > 508.7
8.516e+004

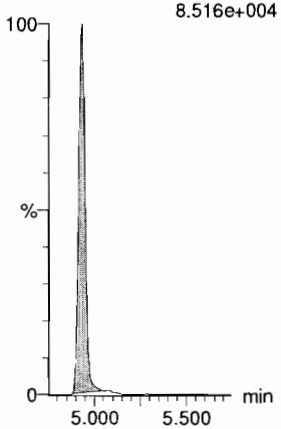

13C8-PFOS
F35:MRM of 1 channel,ES-
507.0 > 79.9
9.913e+004

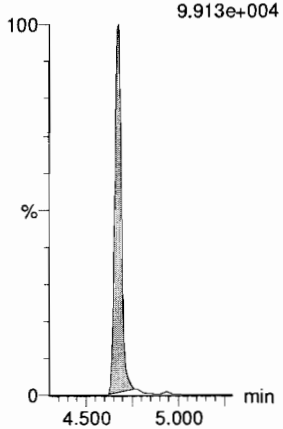

d3-N-MeFOSAA
F50:MRM of 1 channel,ES-
573.3 > 419
1.537e+005

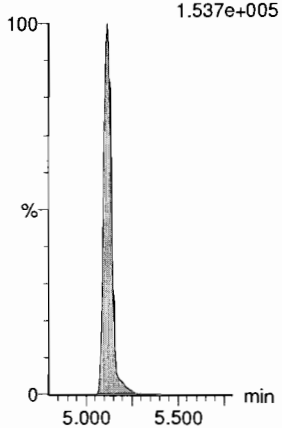

Dataset: F:\Projects\PFAS.PRO\Results\180918M2\180918M2-CRV.qld

Last Altered: Wednesday, September 19, 2018 09:27:22 Pacific Daylight Time
Printed: Wednesday, September 19, 2018 09:28:06 Pacific Daylight Time

Name: 180918M2_7, Date: 18-Sep-2018, Time: 17:26:05, ID: ST180918M2-6 PFC CS3 18I1706, Description: PFC CS3 18I1706

L-EtFOSAA

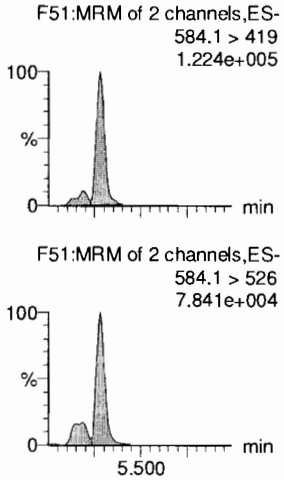

PFDoA

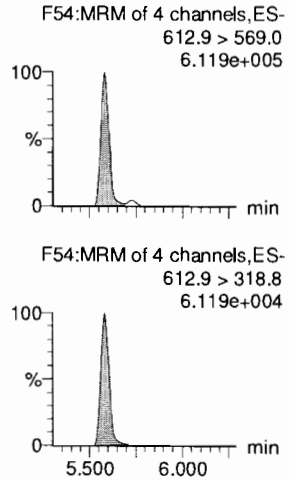

PFDS

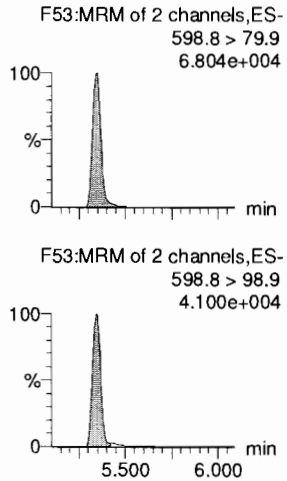

PFUdA

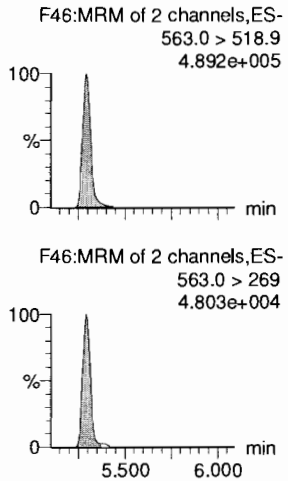

N-MeFOSA

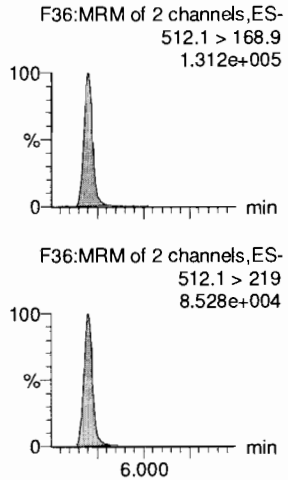

PFTrDA

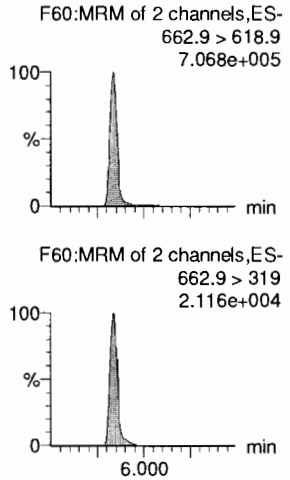

d5-N-EtFOSAA

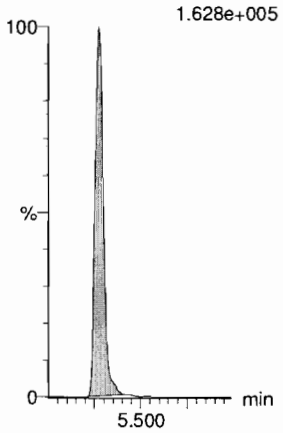

13C2-PFDoA

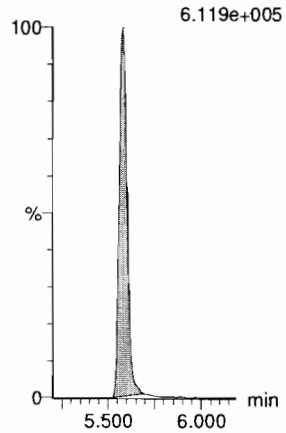

13C8-PFOS

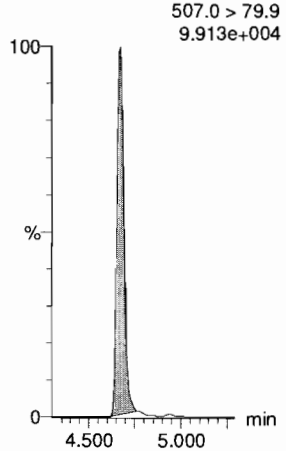

13C2-PFUdA

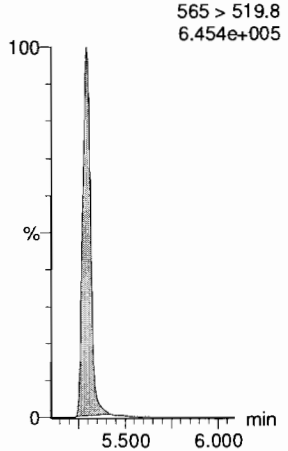

d3-N-MeFOSA

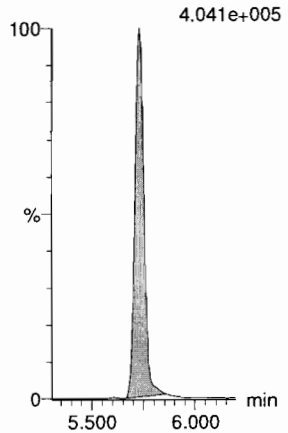

13C2-PFDoA

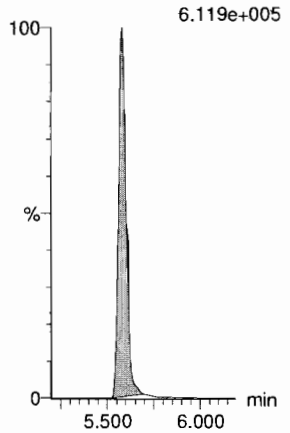

Dataset: F:\Projects\PFAS.PRO\Results\180918M2\180918M2-CRV.qld

Last Altered: Wednesday, September 19, 2018 09:27:22 Pacific Daylight Time
Printed: Wednesday, September 19, 2018 09:28:06 Pacific Daylight Time

Name: 180918M2_7, Date: 18-Sep-2018, Time: 17:26:05, ID: ST180918M2-6 PFC CS3 18I1706, Description: PFC CS3 18I1706

PFTeDA

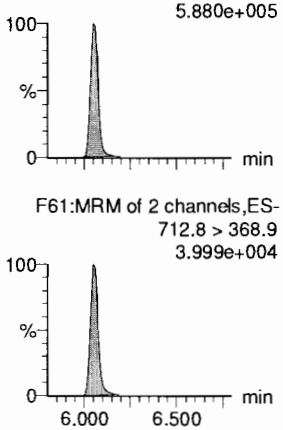

N-EtFOSA

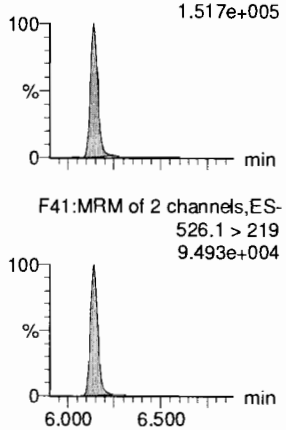

PFHxDA

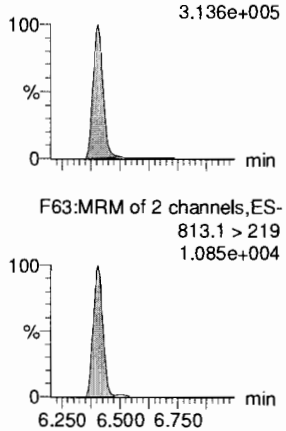

PFODA

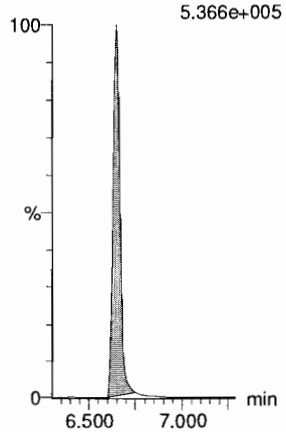

N-MeFOSE

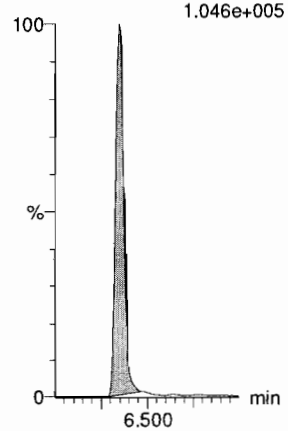

N-EtFOSE

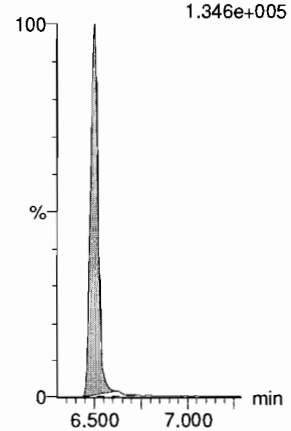

13C2-PFTeDA

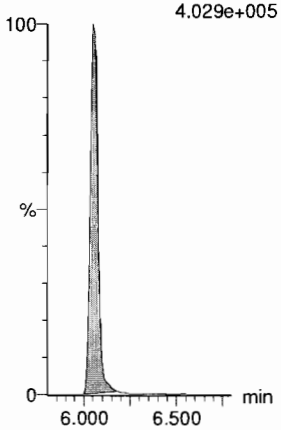

d5-N-ETFOSA

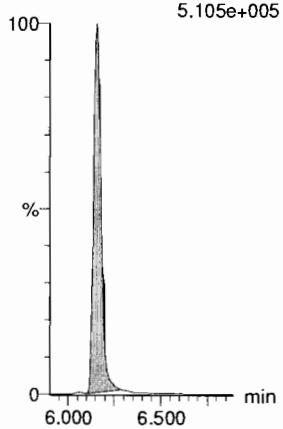

13C2-PFHxDA

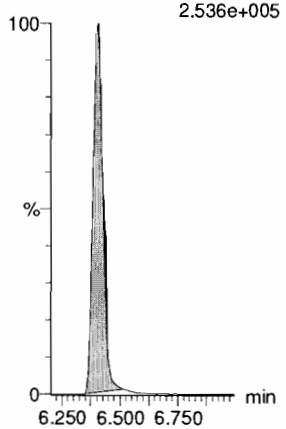

13C2-PFHxDA

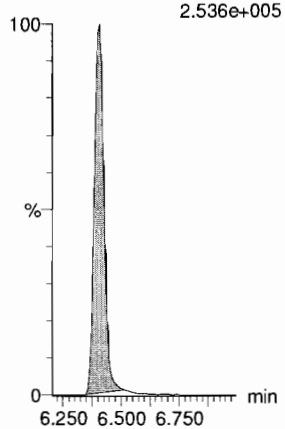

d7-N-MeFOSE

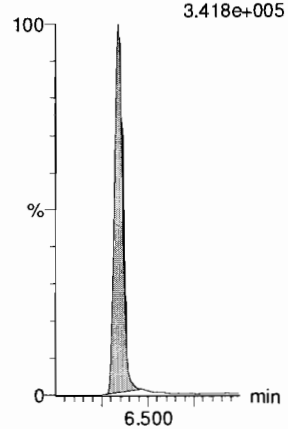

d9-N-EtFOSE

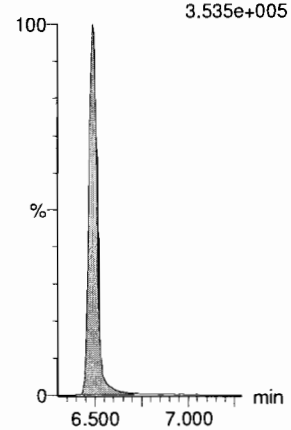

Dataset: F:\Projects\PFAS.PRO\Results\180918M2\180918M2-CRV.qld

Last Altered: Wednesday, September 19, 2018 09:27:22 Pacific Daylight Time
Printed: Wednesday, September 19, 2018 09:28:06 Pacific Daylight Time

Name: 180918M2_7, Date: 18-Sep-2018, Time: 17:26:05, ID: ST180918M2-6 PFC CS3 18I1706, Description: PFC CS3 18I1706

13C4-PFBA

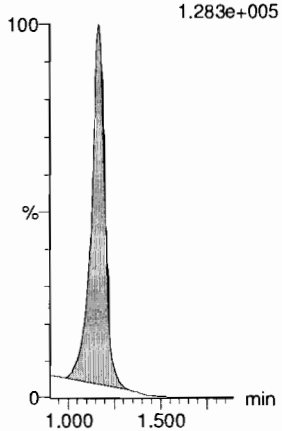

13C5-PFHxA

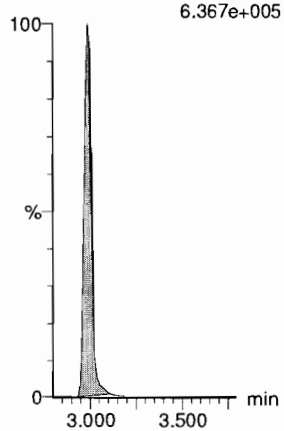

13C3-PFHxS

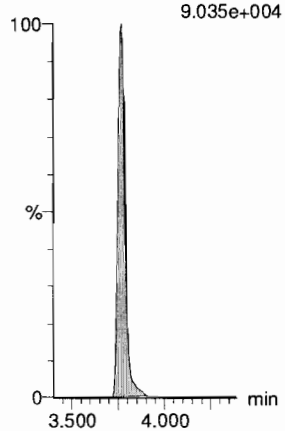

13C8-PFOA

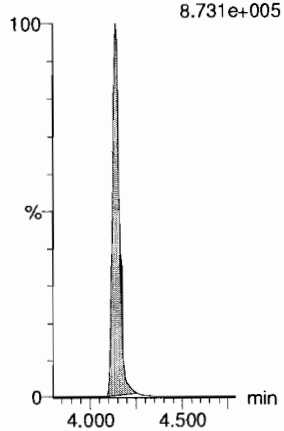

13C9-PFNA

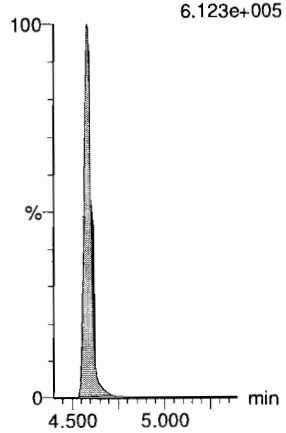

13C4-PFOS

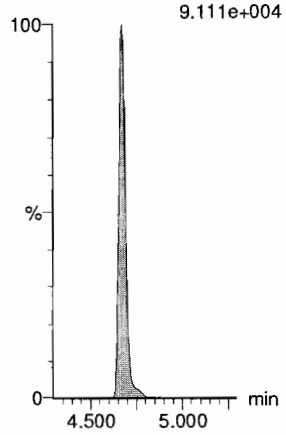

13C6-PFDA

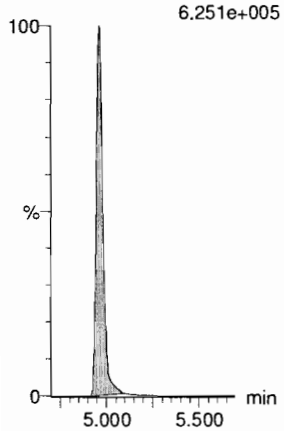

13C7-PFUdA

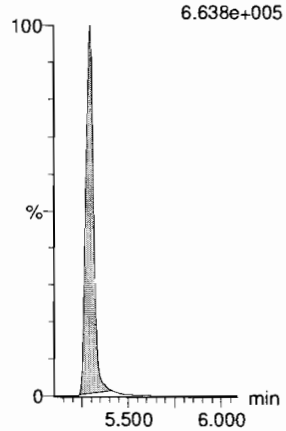

Dataset: F:\Projects\PFAS.PRO\Results\180918M2\180918M2-CRV.qld

Last Altered: Wednesday, September 19, 2018 09:27:22 Pacific Daylight Time
Printed: Wednesday, September 19, 2018 09:28:06 Pacific Daylight Time

Name: 180918M2_8, Date: 18-Sep-2018, Time: 17:36:38, ID: ST180918M2-7 PFC CS4 18I1707, Description: PFC CS4 18I1707

PFBA
F2:MRM of 1 channel,ES-
213.0 > 168.8
4.397e+005

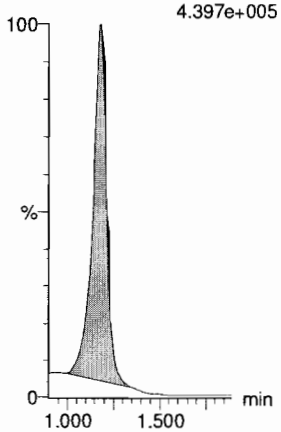

PFPeA
F5:MRM of 1 channel,ES-
263.1 > 218.9
1.117e+006

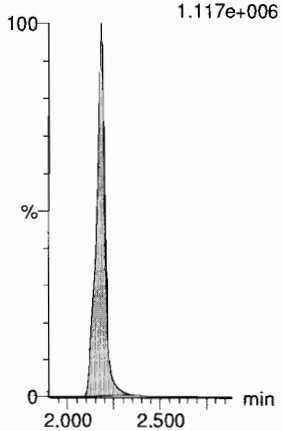

PFBS
F7:MRM of 2 channels,ES-
299.0 > 79.7
2.617e+005

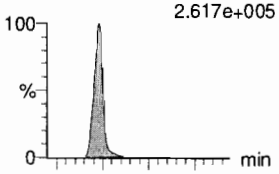

F7:MRM of 2 channels,ES-
299.0 > 99.0
9.912e+004

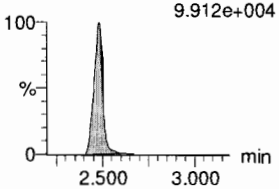

4:2 FTS
F12:MRM of 2 channels,ES-
327.2 > 307.2
3.469e+005

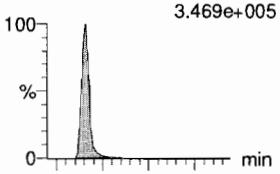

F12:MRM of 2 channels,ES-
327.2 > 81.1
4:2 FTS 1.969e+005
2.90
9.16e3
196662
bb
7962.61

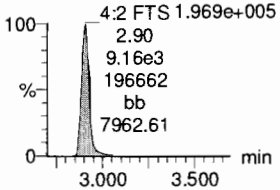

PFHxA
F9:MRM of 2 channels,ES-
313 > 269
2.171e+006

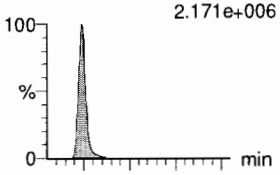

F9:MRM of 2 channels,ES-
313 > 118.9
1.524e+005

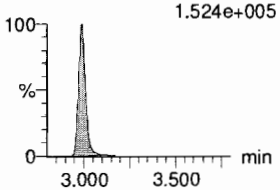

PFPeS
F15:MRM of 2 channels,ES-
349.1 > 80.1
2.691e+005

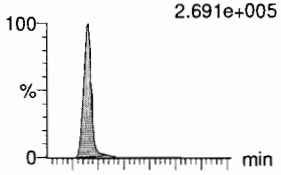

F15:MRM of 2 channels,ES-
349.1 > 99
PFPeS 1.796e+005
3.20
8.12e3
179465
bb
5512.02

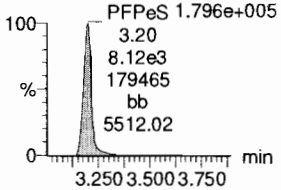

13C3-PFBA
F3:MRM of 1 channel,ES-
216.1 > 171.8
9.864e+004

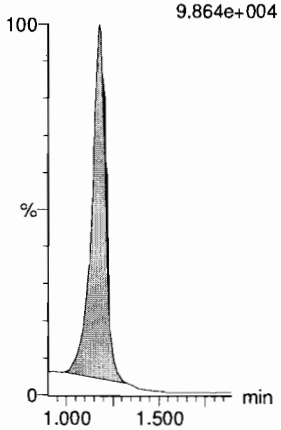

13C3-PFPeA
F6:MRM of 1 channel,ES-
266. > 221.8
2.831e+005

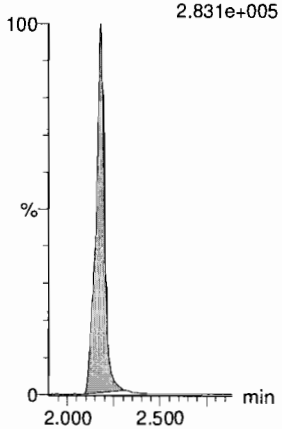

13C3-PFBS
F8:MRM of 1 channel,ES-
302. > 98.8
3.585e+004

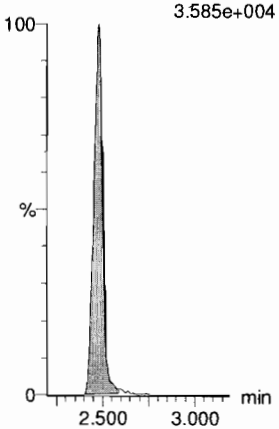

13C2-4:2 FTS
F13:MRM of 1 channel,ES-
329.2 > 308.9
9.200e+004

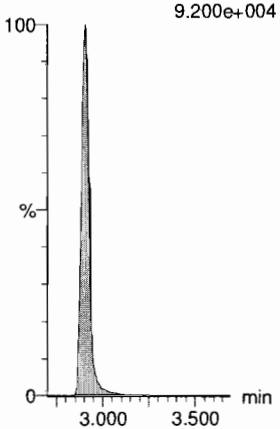

13C2-PFHxA
F10:MRM of 1 channel,ES-
315 > 270
2.300e+005

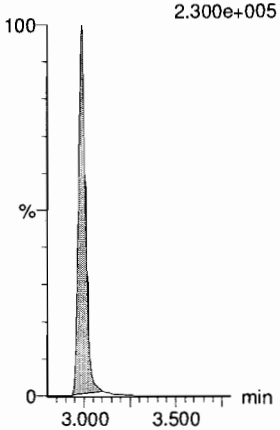

13C3-PFBS
F8:MRM of 1 channel,ES-
302. > 98.8
3.585e+004

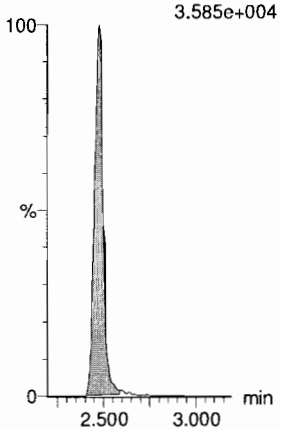

Dataset: F:\Projects\PFAS.PRO\Results\180918M2\180918M2-CRV.qld

Last Altered: Wednesday, September 19, 2018 09:27:22 Pacific Daylight Time
Printed: Wednesday, September 19, 2018 09:28:06 Pacific Daylight Time

Name: 180918M2_8, Date: 18-Sep-2018, Time: 17:36:38, ID: ST180918M2-7 PFC CS4 18I1707, Description: PFC CS4 18I1707

6:2 FTS

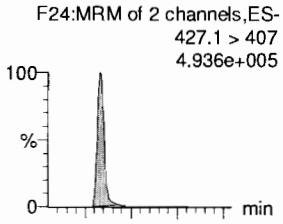

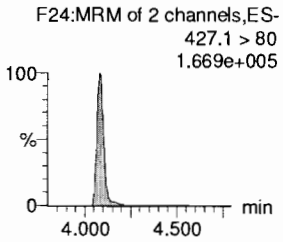

PFHpA

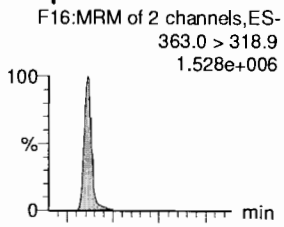

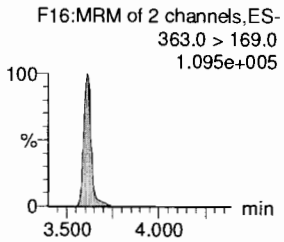

L-PFHxS

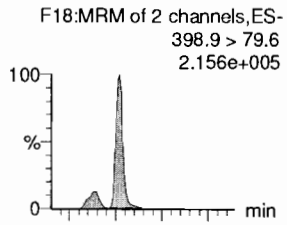

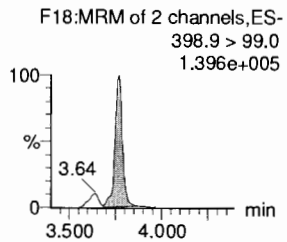

L-PFOA

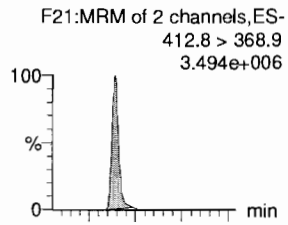

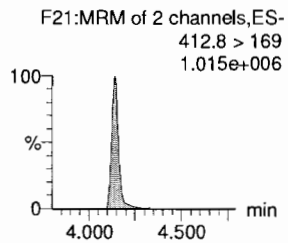

PFHpS

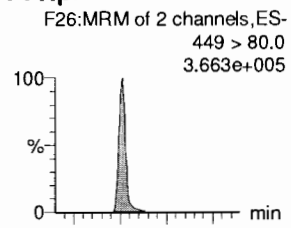

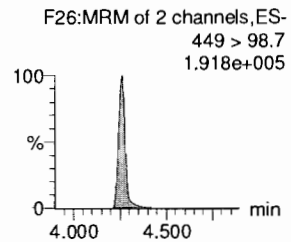

PFNA

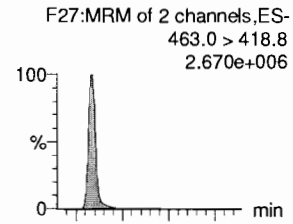

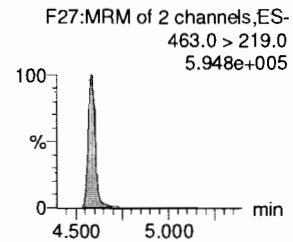

13C2-6:2 FTS

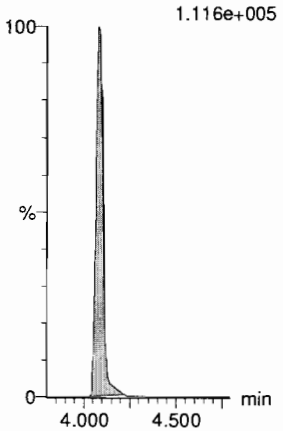

13C4-PFHpA

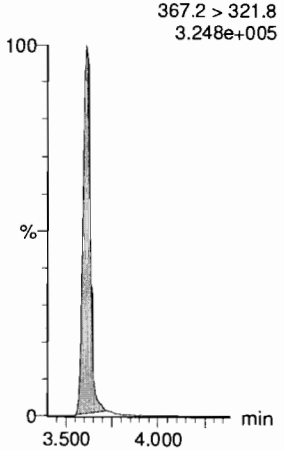

18O2-PFHxS

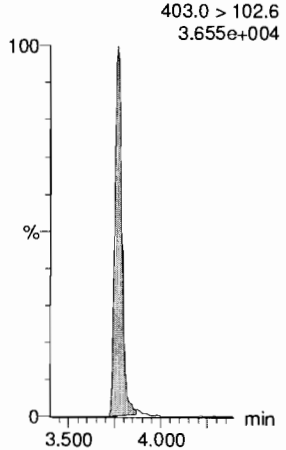

13C2-PFOA

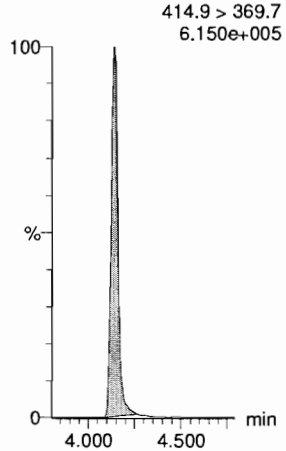

13C8-PFOS

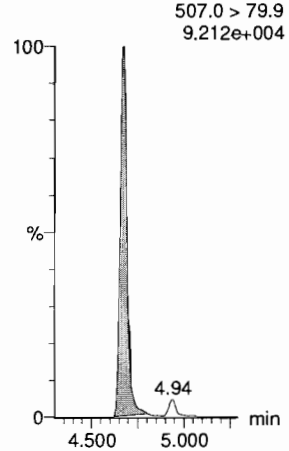

13C5-PFNA

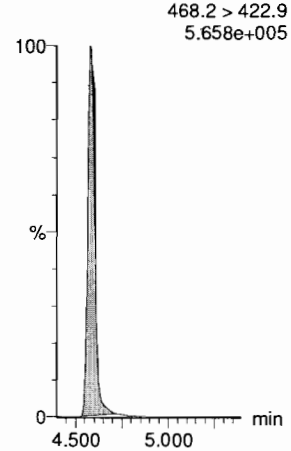

Dataset: F:\Projects\PFAS.PRO\Results\180918M2\180918M2-CRV.qld

Last Altered: Wednesday, September 19, 2018 09:27:22 Pacific Daylight Time
Printed: Wednesday, September 19, 2018 09:28:06 Pacific Daylight Time

Name: 180918M2_8, Date: 18-Sep-2018, Time: 17:36:38, ID: ST180918M2-7 PFC CS4 18I1707, Description: PFC CS4 18I1707

PFOSA

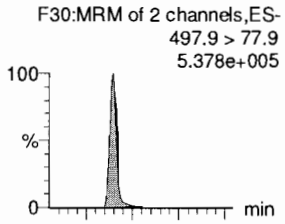

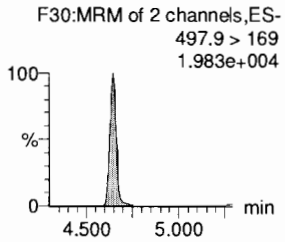

L-PFOS

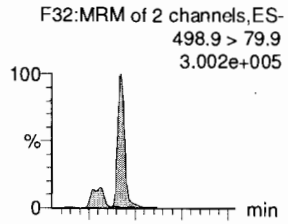

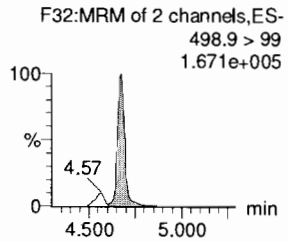

PFDA

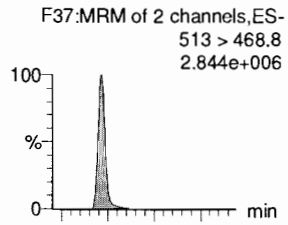

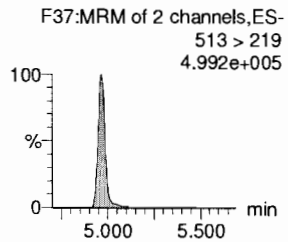

8:2 FTS

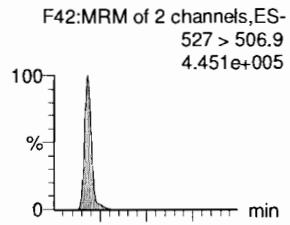

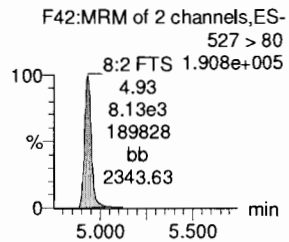

PFNS

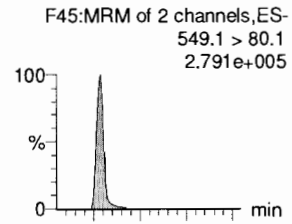

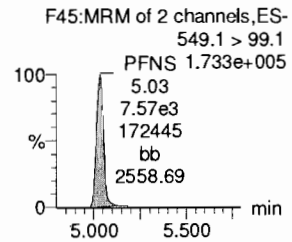

L-MeFOSAA

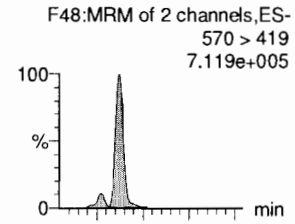

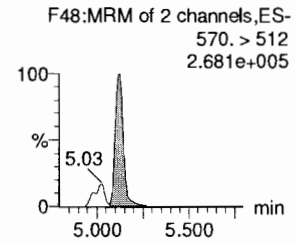

13C8-PFOSA

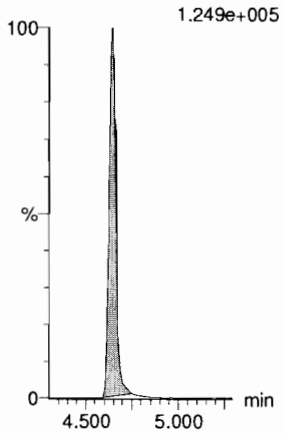

13C8-PFOS

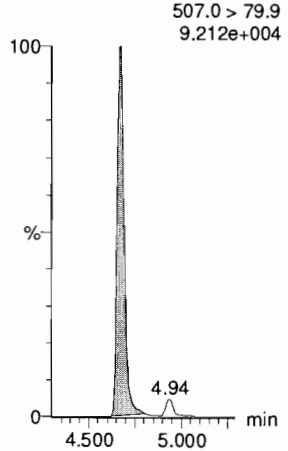

13C2-PFDA

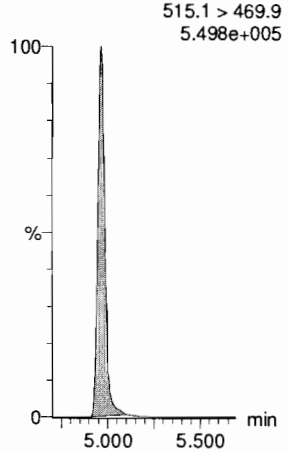

13C2-8:2 FTS

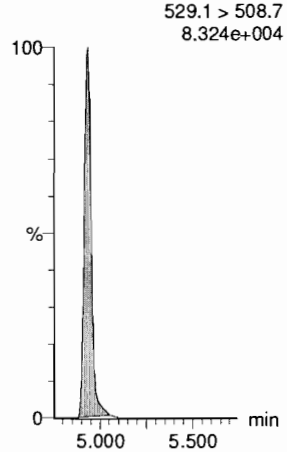

13C8-PFOS

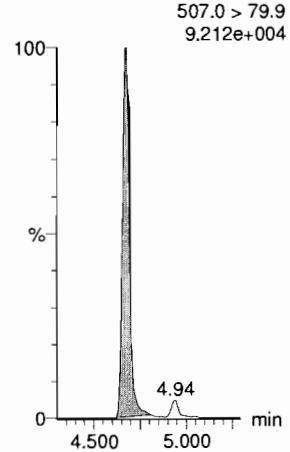

d3-N-MeFOSAA

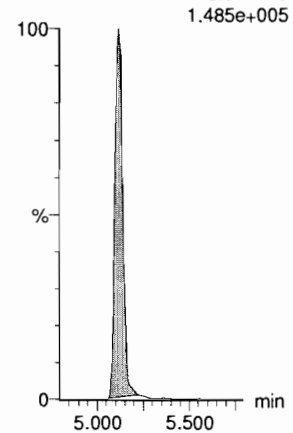

Dataset: F:\Projects\PFAS.PRO\Results\180918M2\180918M2-CRV.qld

Last Altered: Wednesday, September 19, 2018 09:27:22 Pacific Daylight Time
Printed: Wednesday, September 19, 2018 09:28:06 Pacific Daylight Time

Name: 180918M2_8, Date: 18-Sep-2018, Time: 17:36:38, ID: ST180918M2-7 PFC CS4 18I1707, Description: PFC CS4 18I1707

L-EtFOSAA

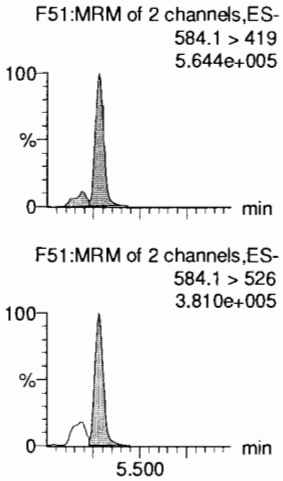

PFDoA

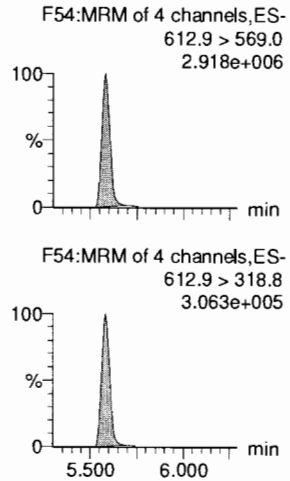

PFDS

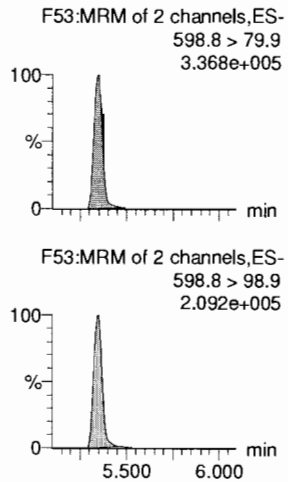

PFUdA

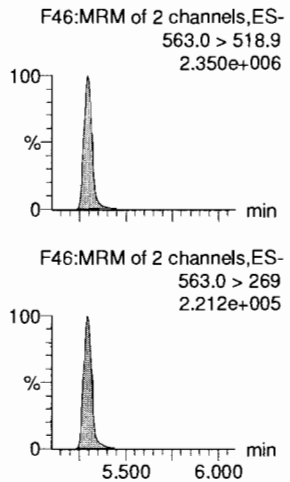

N-MeFOSA

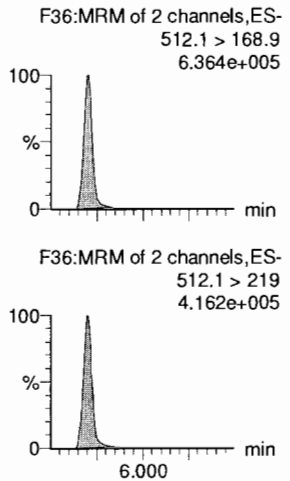

PFTrDA

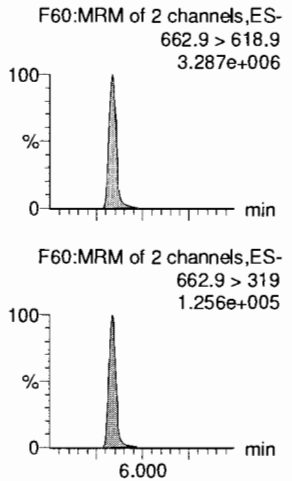

d5-N-EtFOSAA

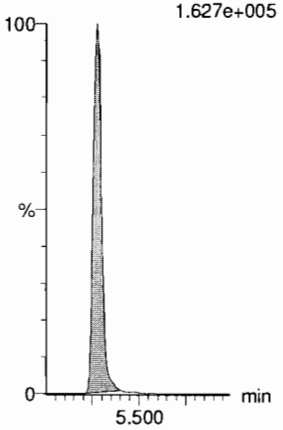

13C2-PFDoA

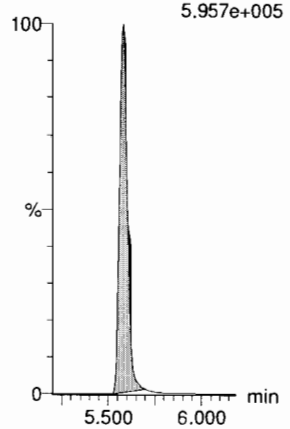

13C8-PFOS

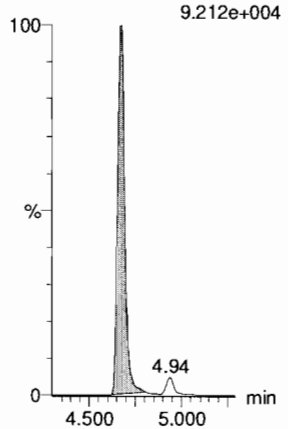

13C2-PFUdA

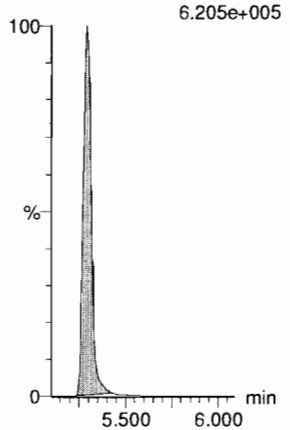

d3-N-MeFOSA

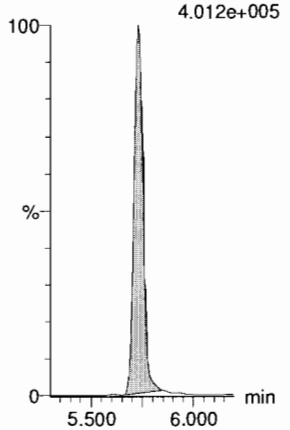

13C2-PFDoA

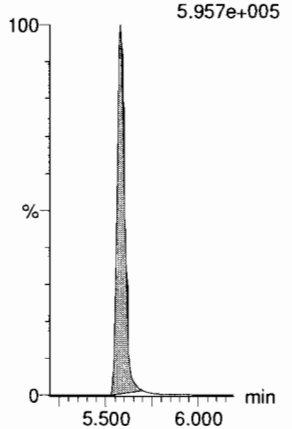

Dataset: F:\Projects\PFAS.PRO\Results\180918M2\180918M2-CRV.qld

Last Altered: Wednesday, September 19, 2018 09:27:22 Pacific Daylight Time
Printed: Wednesday, September 19, 2018 09:28:06 Pacific Daylight Time

Name: 180918M2_8, Date: 18-Sep-2018, Time: 17:36:38, ID: ST180918M2-7 PFC CS4 18I1707, Description: PFC CS4 18I1707

PFTeDA

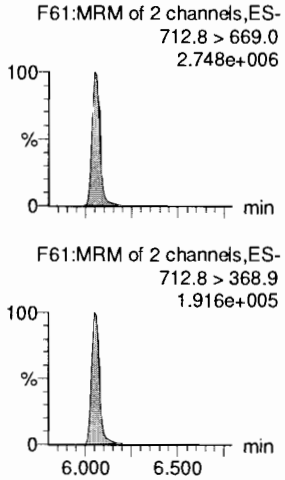

N-EtFOSA

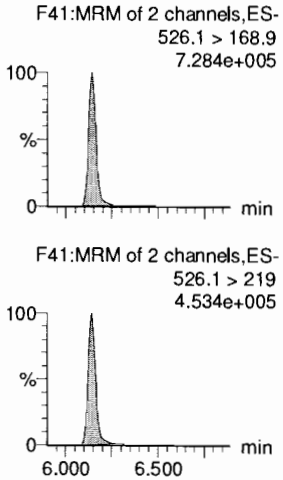

PFHxDA

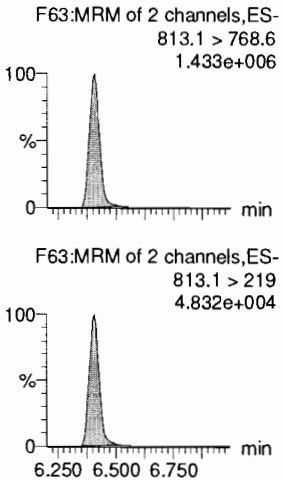

PFODA

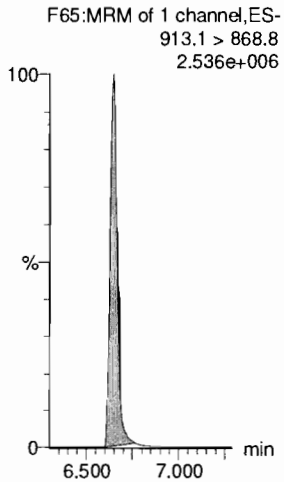

N-MeFOSE

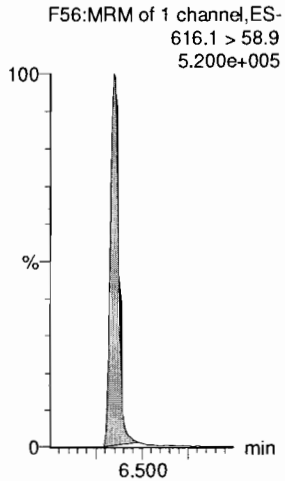

N-EtFOSE

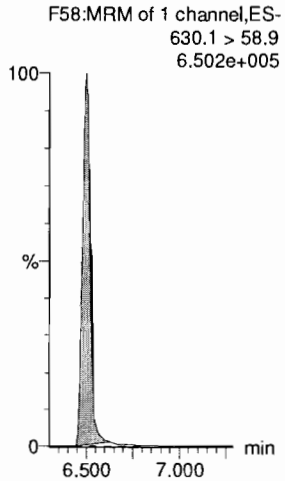

13C2-PFTeDA



d5-N-ETFOSA

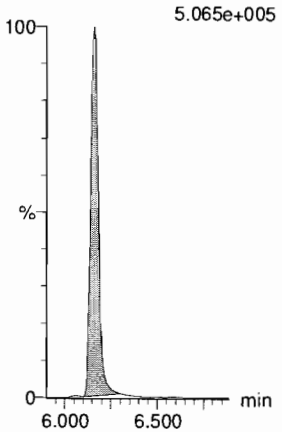

13C2-PFHxDA

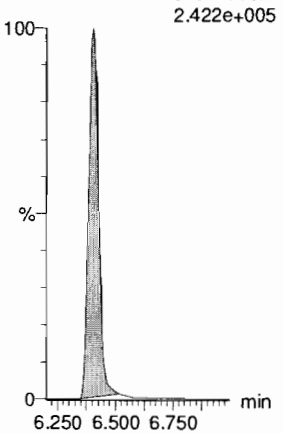

13C2-PFHxDA

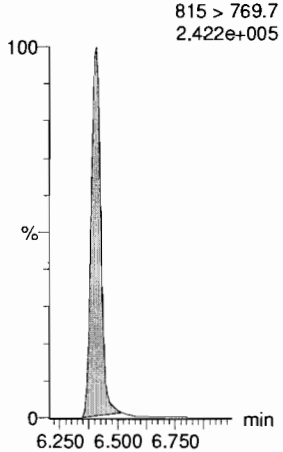

d7-N-MeFOSE

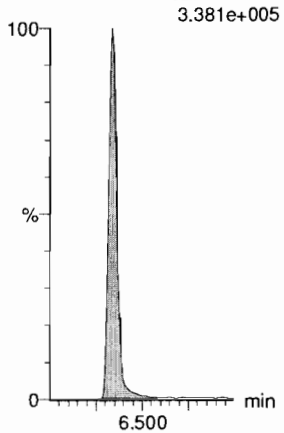

d9-N-EtFOSE

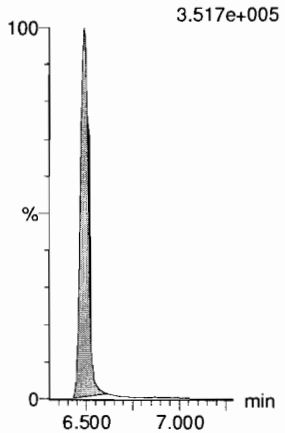

Dataset: F:\Projects\PFAS.PRO\Results\180918M2\180918M2-CRV.qld

Last Altered: Wednesday, September 19, 2018 09:27:22 Pacific Daylight Time
Printed: Wednesday, September 19, 2018 09:28:06 Pacific Daylight Time

Name: 180918M2_8, Date: 18-Sep-2018, Time: 17:36:38, ID: ST180918M2-7 PFC CS4 18I1707, Description: PFC CS4 18I1707

13C4-PFBA

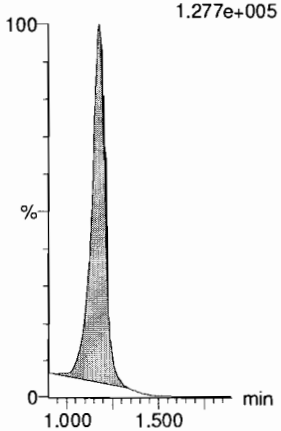

13C5-PFHxA

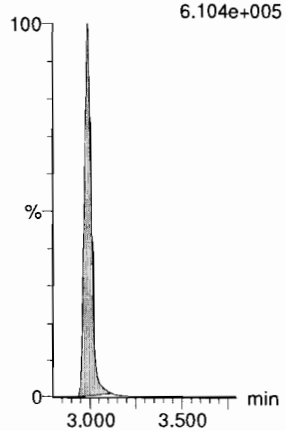

13C3-PFHxS

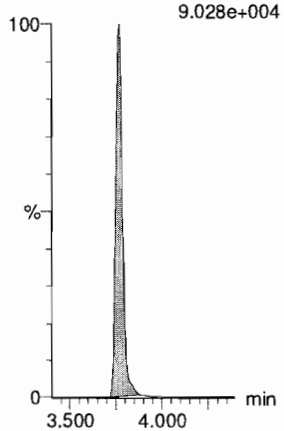

13C8-PFOA

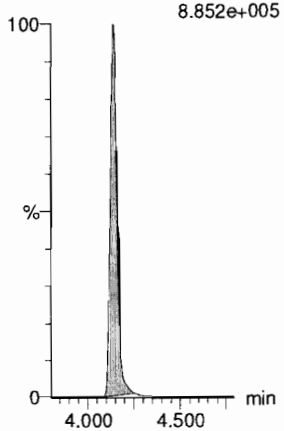

13C9-PFNA

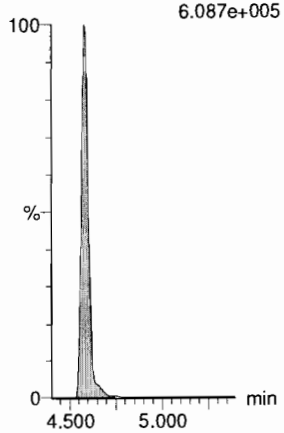

13C4-PFOS

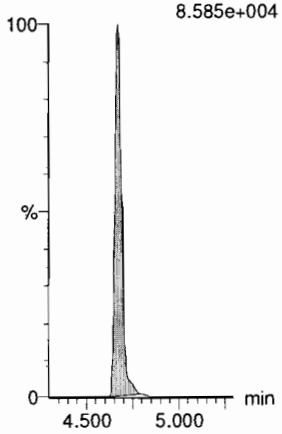

13C6-PFDA

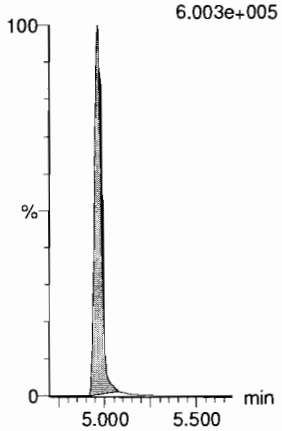

13C7-PFUdA

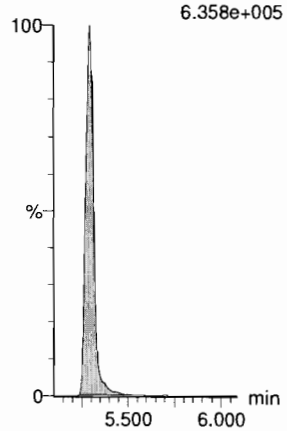

Dataset: F:\Projects\PFAS.PRO\Results\180918M2\180918M2-CRV.qld

Last Altered: Wednesday, September 19, 2018 09:27:22 Pacific Daylight Time
Printed: Wednesday, September 19, 2018 09:28:06 Pacific Daylight Time

Name: 180918M2_9, Date: 18-Sep-2018, Time: 17:47:17, ID: ST180918M2-8 PFC CS5 18I1708, Description: PFC CS5 18I1708

PFBA

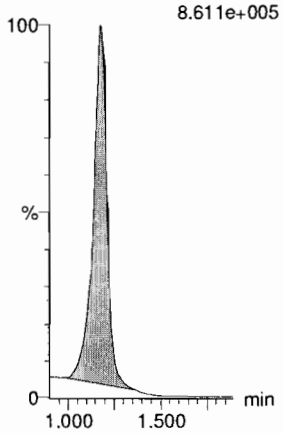

PFPeA

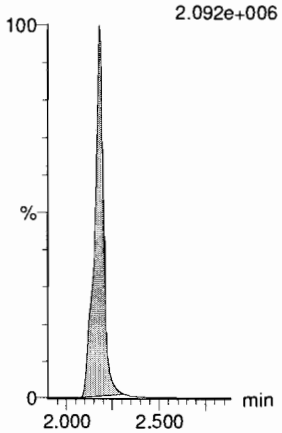

PFBS

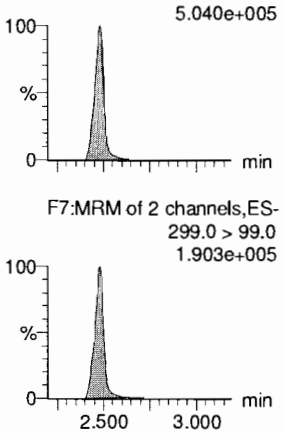

4:2 FTS

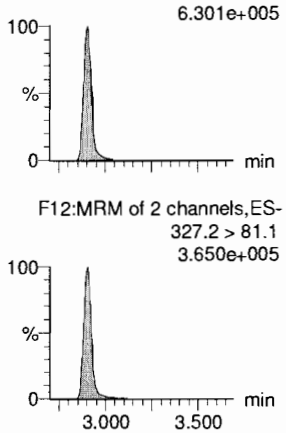

PFHxA

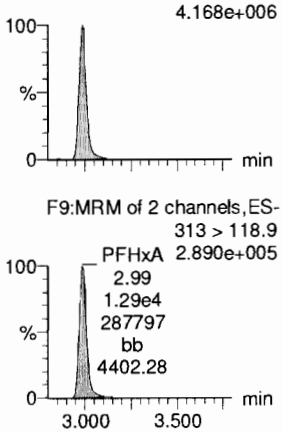

PFPeS

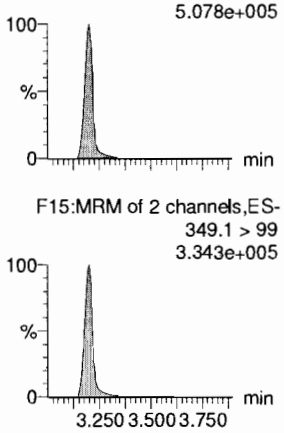

13C3-PFBA

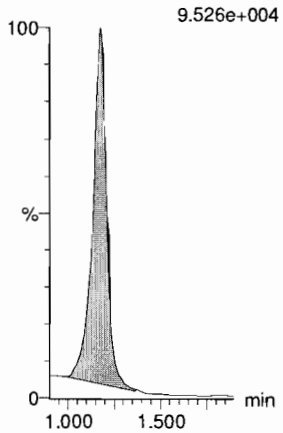

13C3-PFPeA

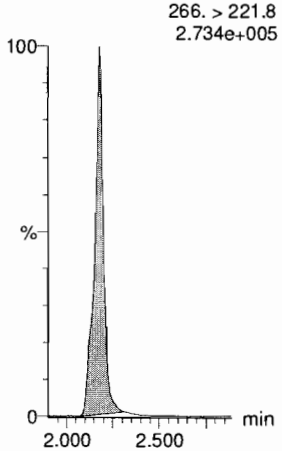

13C3-PFBS

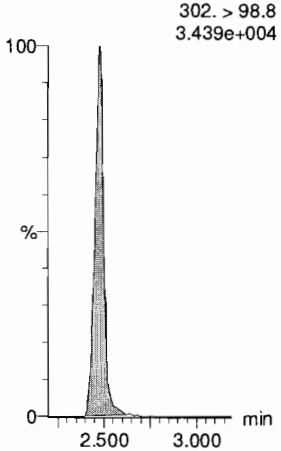

13C2-4:2 FTS

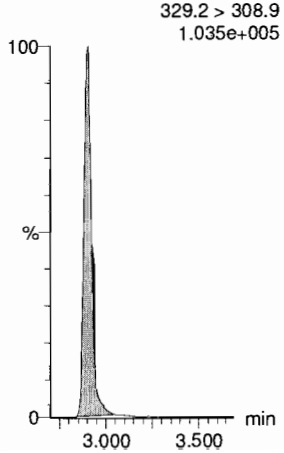

13C2-PFHxA

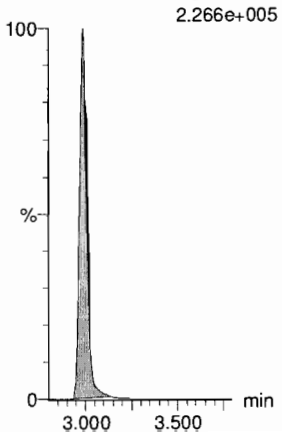

13C3-PFBS

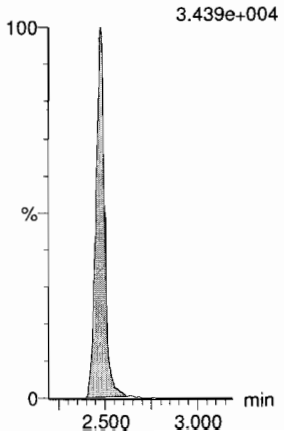

Dataset: F:\Projects\PFAS.PRO\Results\180918M2\180918M2-CRV.qld

Last Altered: Wednesday, September 19, 2018 09:27:22 Pacific Daylight Time
Printed: Wednesday, September 19, 2018 09:28:06 Pacific Daylight Time

Name: 180918M2_9, Date: 18-Sep-2018, Time: 17:47:17, ID: ST180918M2-8 PFC CS5 18I1708, Description: PFC CS5 18I1708

6:2 FTS

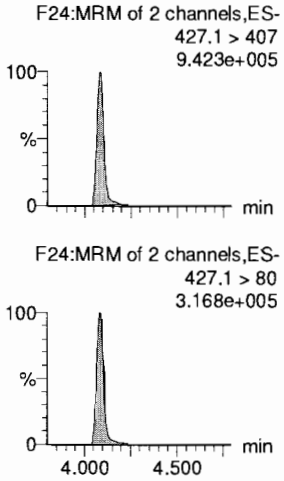

PFHpA

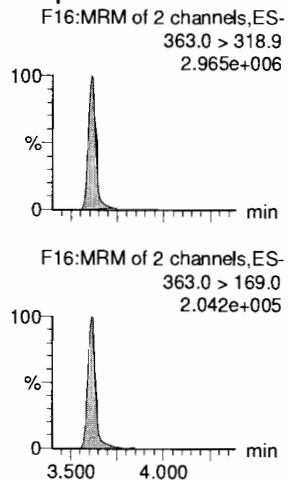

L-PFHxS

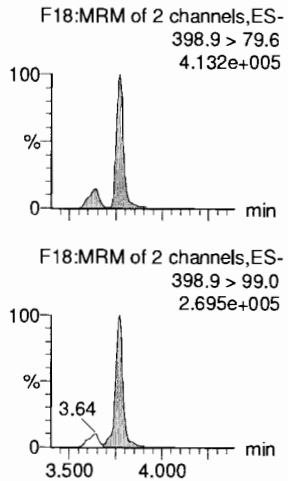

L-PFOA

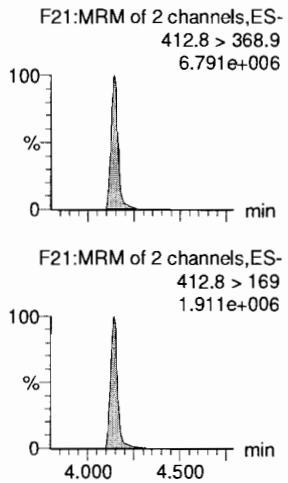

PFHpS

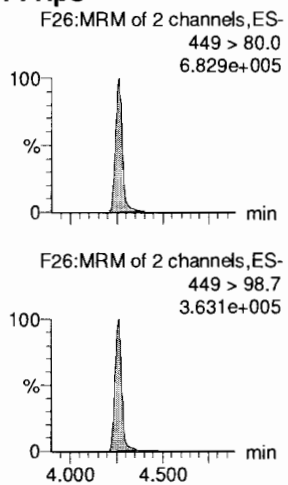

PFNA

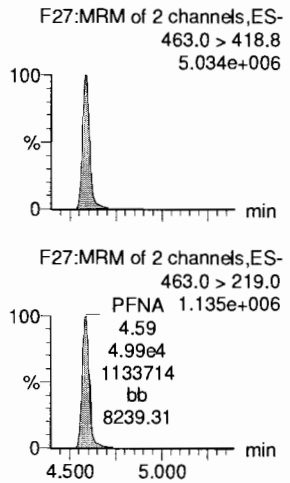

13C2-6:2 FTS

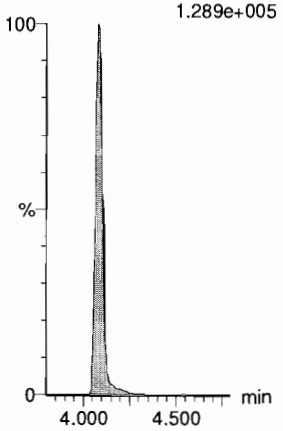

13C4-PFHpA

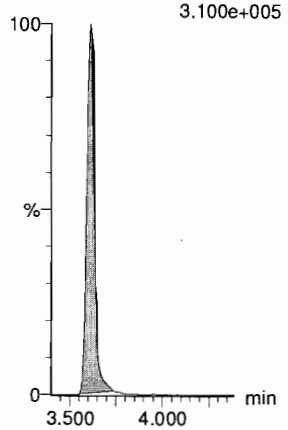

18O2-PFHxS

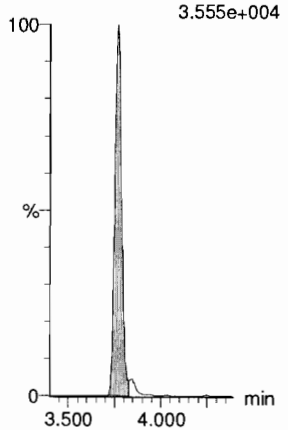

13C2-PFOA

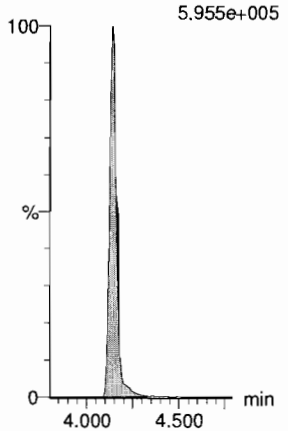

13C8-PFOS

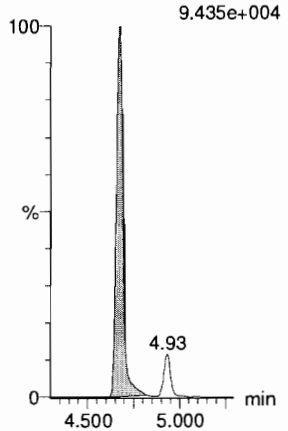

13C5-PFNA

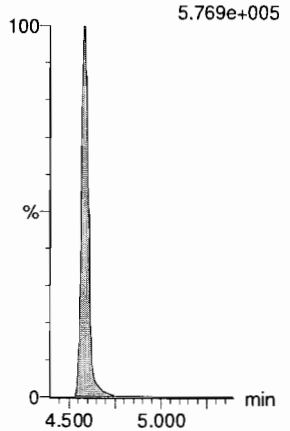

Dataset: F:\Projects\PFAS.PRO\Results\180918M2\180918M2-CRV.qld

Last Altered: Wednesday, September 19, 2018 09:27:22 Pacific Daylight Time
Printed: Wednesday, September 19, 2018 09:28:06 Pacific Daylight Time

Name: 180918M2_9, Date: 18-Sep-2018, Time: 17:47:17, ID: ST180918M2-8 PFC CS5 18I1708, Description: PFC CS5 18I1708

PFOSA
F30:MRM of 2 channels,ES-
497.9 > 77.9
1.053e+006

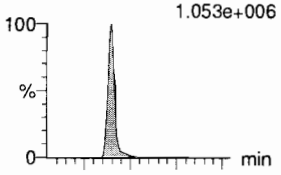

F30:MRM of 2 channels,ES-
497.9 > 169
3.894e+004

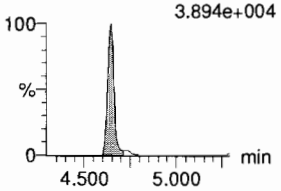

L-PFOS
F32:MRM of 2 channels,ES-
498.9 > 79.9
6.103e+005

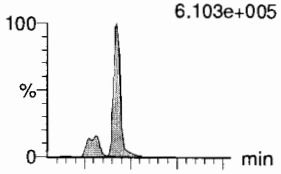

F32:MRM of 2 channels,ES-
498.9 > 99
3.363e+005

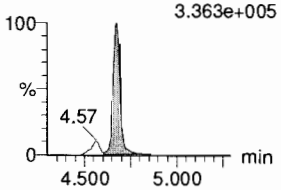

PFDA
F37:MRM of 2 channels,ES-
513 > 468.8
5.309e+006

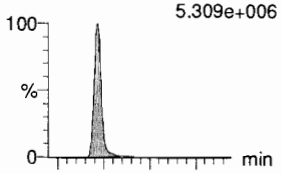

F37:MRM of 2 channels,ES-
513 > 219
9.177e+005

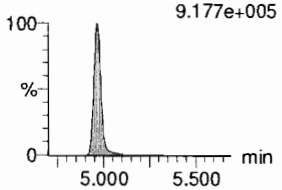

8:2 FTS
F42:MRM of 2 channels,ES-
527 > 506.9
8.477e+005

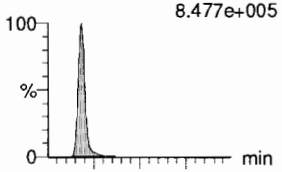

F42:MRM of 2 channels,ES-
527 > 80
3.599e+005

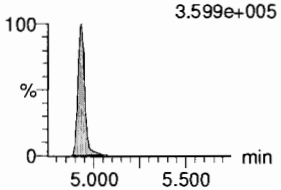

PFNS
F45:MRM of 2 channels,ES-
549.1 > 80.1
5.304e+005

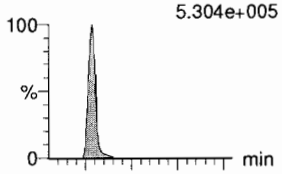

F45:MRM of 2 channels,ES-
549.1 > 99.1
3.359e+005

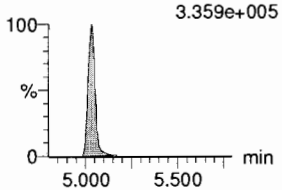

L-MeFOSAA
F48:MRM of 2 channels,ES-
570 > 419
1.407e+006

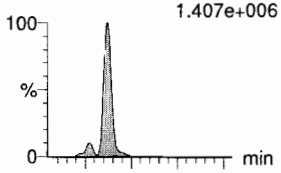

F48:MRM of 2 channels,ES-
570. > 512
5.310e+005

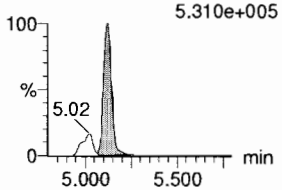

13C8-PFOSA
F34:MRM of 1 channel,ES-
506.1 > 77.7
1.268e+005

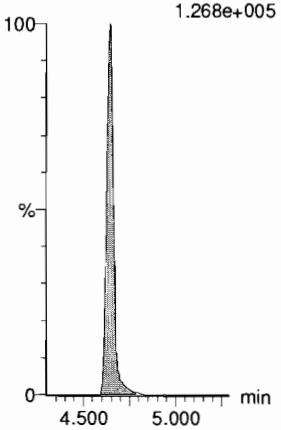

13C8-PFOS
F35:MRM of 1 channel,ES-
507.0 > 79.9
9.435e+004



13C2-PFDA
F38:MRM of 1 channel,ES-
515.1 > 469.9
5.440e+005

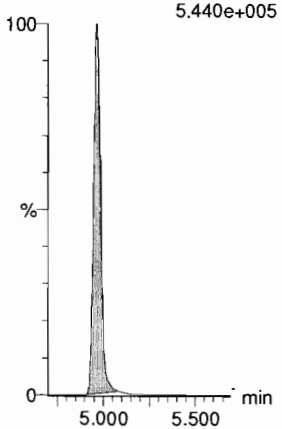

13C2-8:2 FTS
F43:MRM of 1 channel,ES-
529.1 > 508.7
1.058e+005

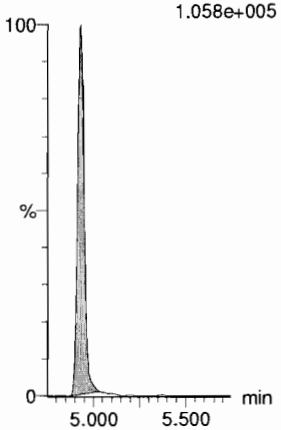

13C8-PFOS
F35:MRM of 1 channel,ES-
507.0 > 79.9
9.435e+004



d3-N-MeFOSAA
F50:MRM of 1 channel,ES-
573.3 > 419
1.418e+005

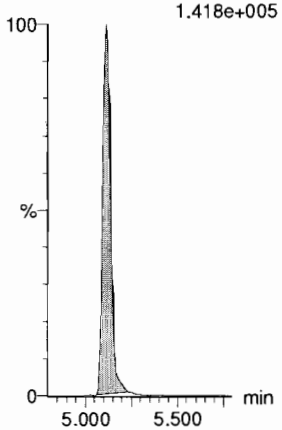

Dataset: F:\Projects\PFAS.PRO\Results\180918M2\180918M2-CRV.qld

Last Altered: Wednesday, September 19, 2018 09:27:22 Pacific Daylight Time
Printed: Wednesday, September 19, 2018 09:28:06 Pacific Daylight Time

Name: 180918M2_9, Date: 18-Sep-2018, Time: 17:47:17, ID: ST180918M2-8 PFC CS5 18I1708, Description: PFC CS5 18I1708

L-EtFOSAA

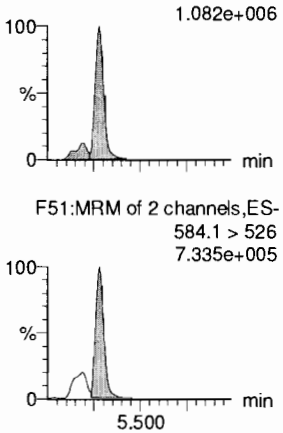

PFDoA

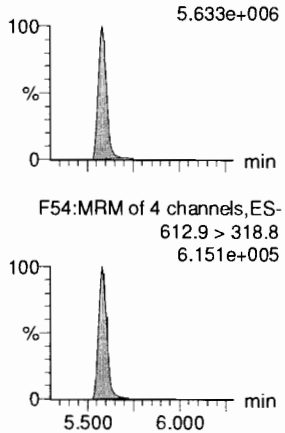

PFDS

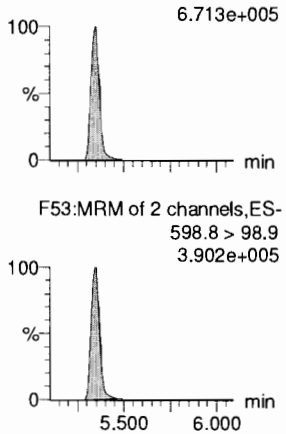

PFUdA

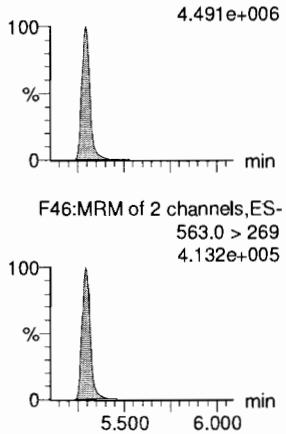

N-MeFOSA

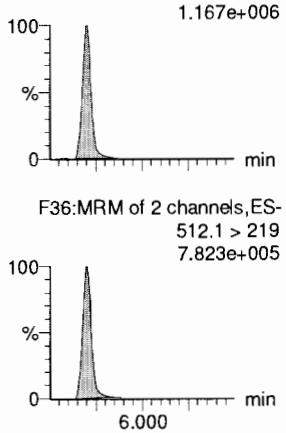

PFTrDA

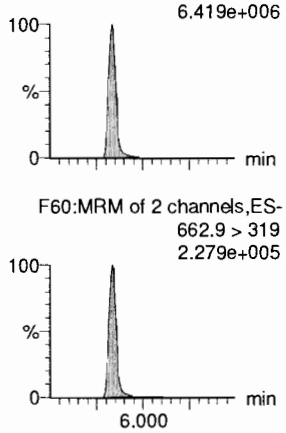

d5-N-EtFOSAA

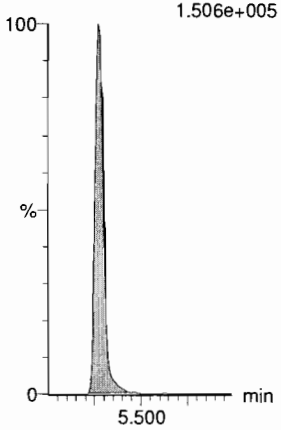

13C2-PFDoA

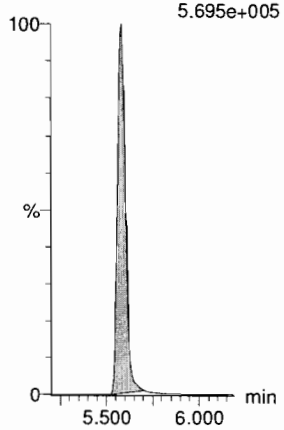

13C8-PFOS



13C2-PFUdA

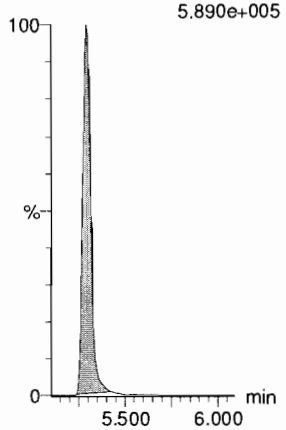

d3-N-MeFOSA

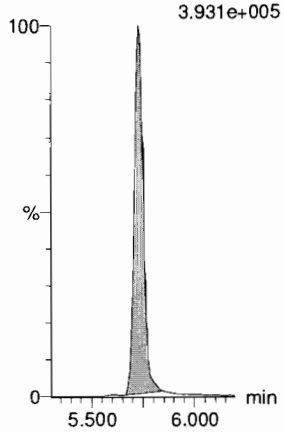

13C2-PFDoA

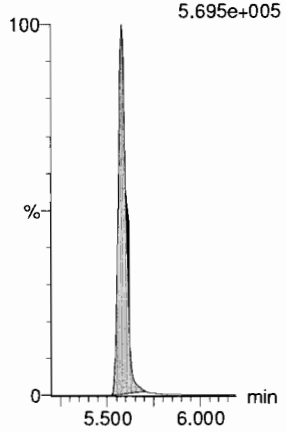

Dataset: F:\Projects\PFAS.PRO\Results\180918M2\180918M2-CRV.qld

Last Altered: Wednesday, September 19, 2018 09:27:22 Pacific Daylight Time
Printed: Wednesday, September 19, 2018 09:28:06 Pacific Daylight Time

Name: 180918M2_9, Date: 18-Sep-2018, Time: 17:47:17, ID: ST180918M2-8 PFC CS5 18I1708, Description: PFC CS5 18I1708

PFTeDA

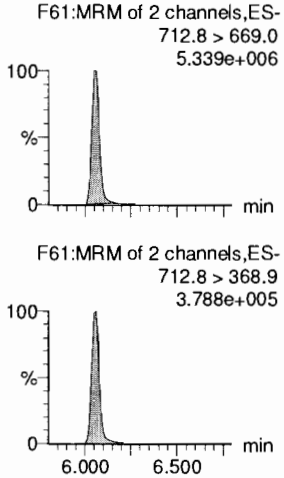

N-EtFOSA

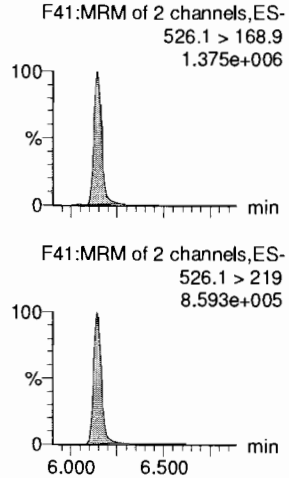

PFHxDA

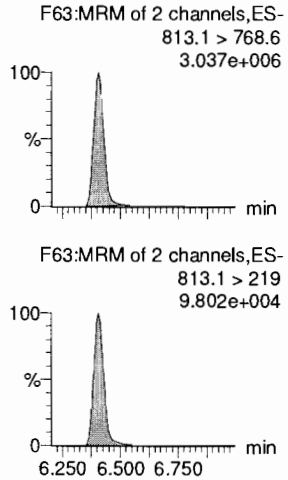

PFODA

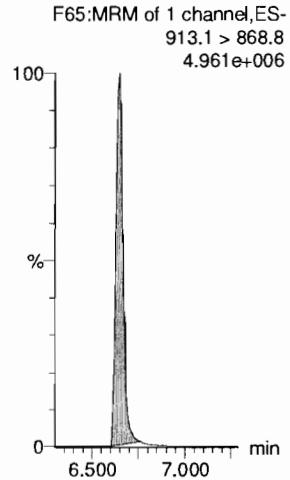

N-MeFOSE

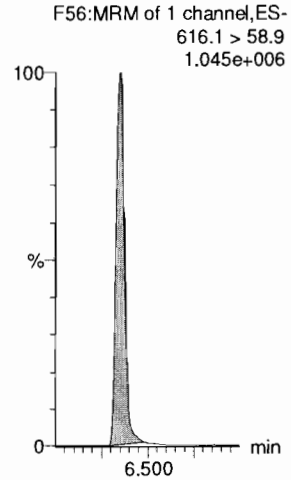

N-EtFOSE

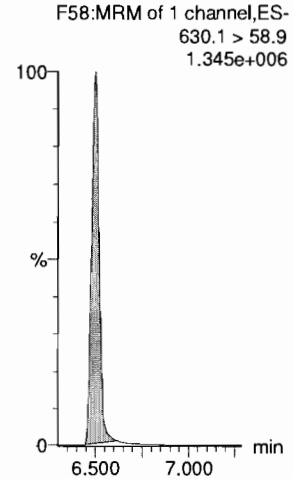

13C2-PFTeDA

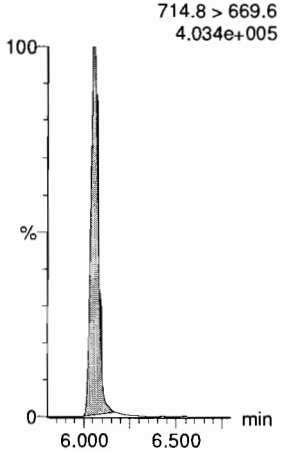

d5-N-ETFOSA

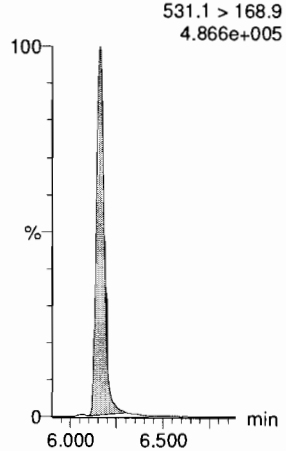

13C2-PFHxDA

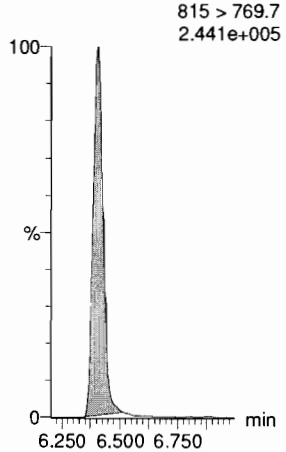

13C2-PFHxDA

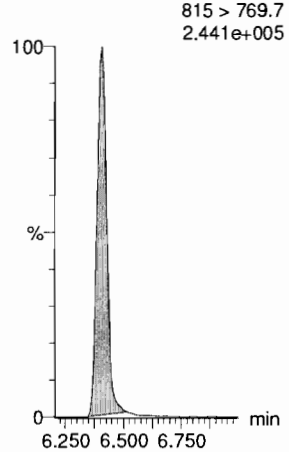

d7-N-MeFOSE

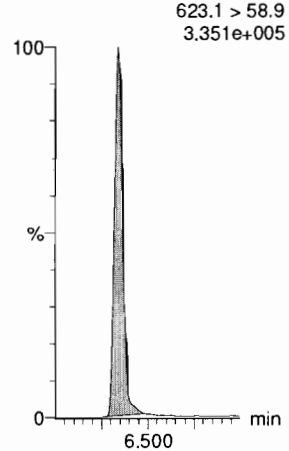

d9-N-EtFOSE

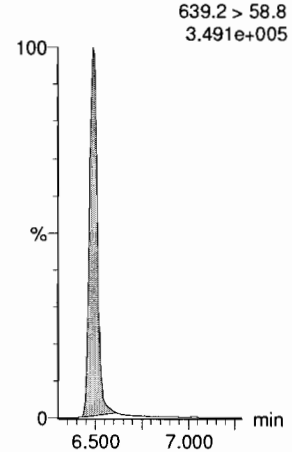

Dataset: F:\Projects\PFAS.PRO\Results\180918M2\180918M2-CRV.qld

Last Altered: Wednesday, September 19, 2018 09:27:22 Pacific Daylight Time
Printed: Wednesday, September 19, 2018 09:28:06 Pacific Daylight Time

Name: 180918M2_9, Date: 18-Sep-2018, Time: 17:47:17, ID: ST180918M2-8 PFC CS5 18I1708, Description: PFC CS5 18I1708

13C4-PFBA



13C5-PFHxA

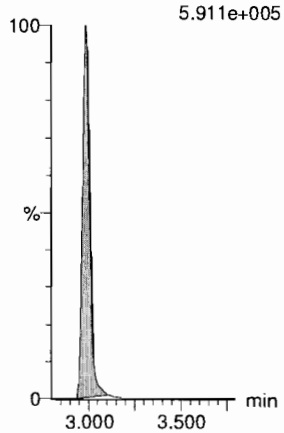

13C3-PFHxS

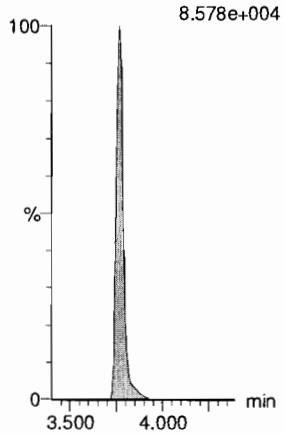

13C8-PFOA

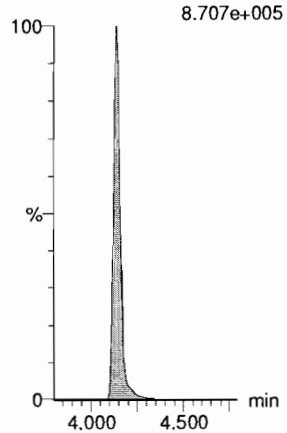

13C9-PFNA

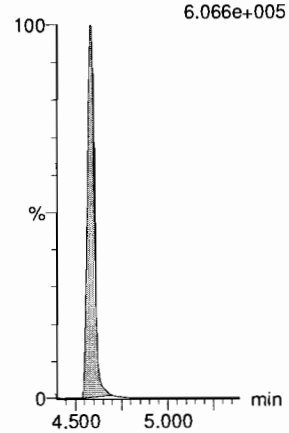

13C4-PFOS

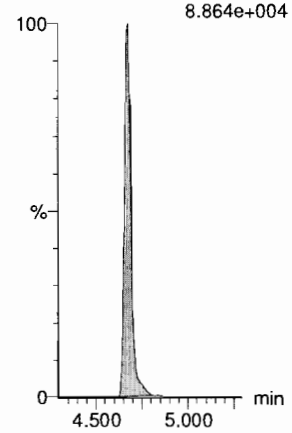

13C6-PFDA

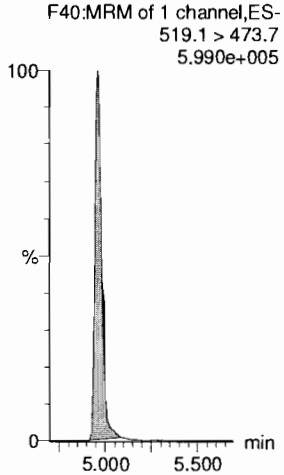

13C7-PFUdA

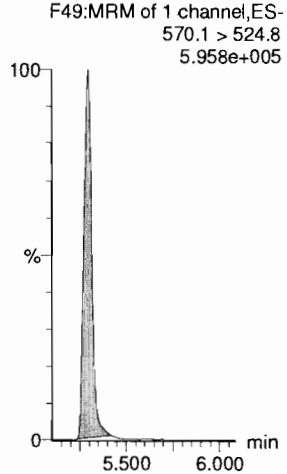

Dataset: F:\Projects\PFAS.PRO\Results\180918M2\180918M2-CRV.qld

Last Altered: Wednesday, September 19, 2018 09:27:22 Pacific Daylight Time
Printed: Wednesday, September 19, 2018 09:28:06 Pacific Daylight Time

Name: 180918M2_10, Date: 18-Sep-2018, Time: 17:57:50, ID: ST180918M2-9 PFC CS6 18I1709, Description: PFC CS6 18I1709

PFBA
F2:MRM of 1 channel,ES-
213.0 > 168.8
2.067e+006

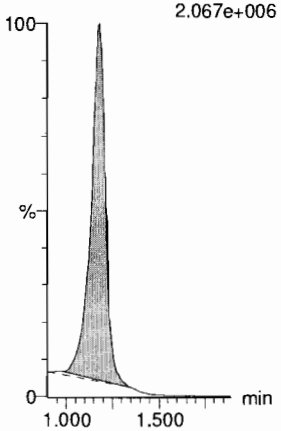

PFPeA
F5:MRM of 1 channel,ES-
263.1 > 218.9
4.914e+006

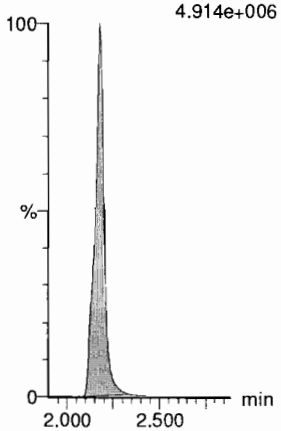

PFBS
F7:MRM of 2 channels,ES-
299.0 > 79.7
1.160e+006

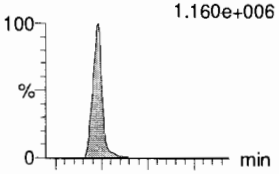

F7:MRM of 2 channels,ES-
299.0 > 99.0
4.350e+005

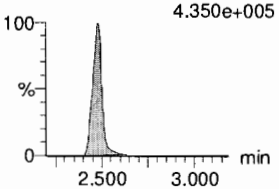

4:2 FTS
F12:MRM of 2 channels,ES-
327.2 > 307.2
1.408e+006

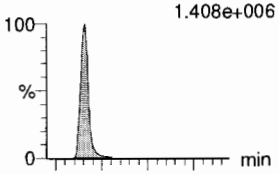

F12:MRM of 2 channels,ES-
327.2 > 81.1
7.868e+005

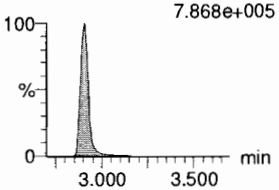

PFHxA
F9:MRM of 2 channels,ES-
313 > 269
1.007e+007

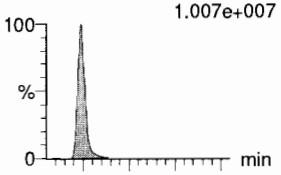

F9:MRM of 2 channels,ES-
313 > 118.9
6.789e+005

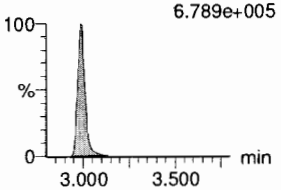

PFPeS
F15:MRM of 2 channels,ES-
349.1 > 80.1
1.155e+006

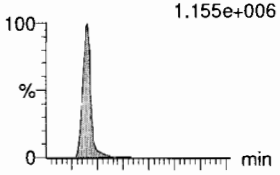

F15:MRM of 2 channels,ES-
349.1 > 99
7.510e+005

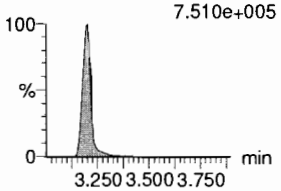

13C3-PFBA
F3:MRM of 1 channel,ES-
216.1 > 171.8
9.116e+004

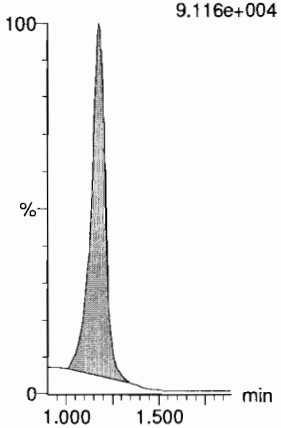

13C3-PFPeA
F6:MRM of 1 channel,ES-
266. > 221.8
2.483e+005

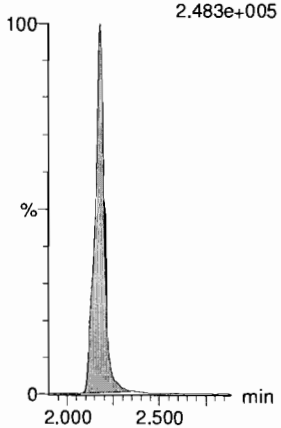

13C3-PFBS
F8:MRM of 1 channel,ES-
302. > 98.8
3.042e+004

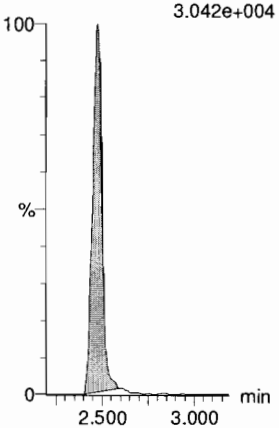

13C2-4:2 FTS
F13:MRM of 1 channel,ES-
329.2 > 308.9
1.226e+005

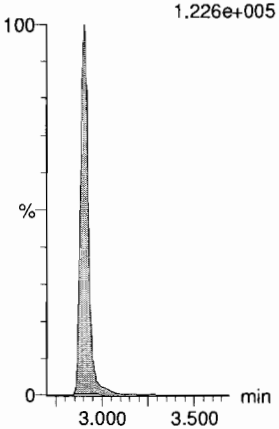

13C2-PFHxA
F10:MRM of 1 channel,ES-
315 > 270
2.021e+005

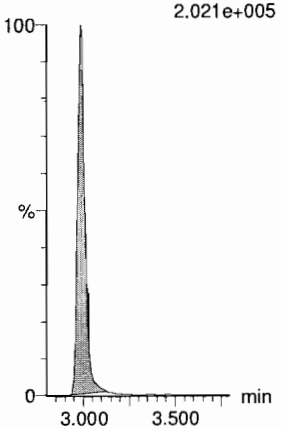

13C3-PFBS
F8:MRM of 1 channel,ES-
302. > 98.8
3.042e+004

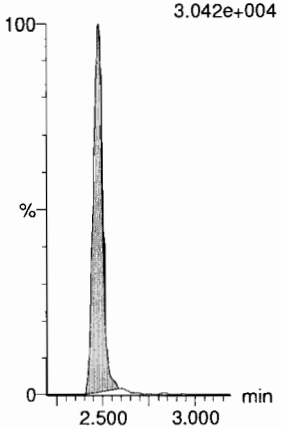

Dataset: F:\Projects\PFAS.PRO\Results\180918M2\180918M2-CRV.qld

Last Altered: Wednesday, September 19, 2018 09:27:22 Pacific Daylight Time
Printed: Wednesday, September 19, 2018 09:28:06 Pacific Daylight Time

Name: 180918M2_10, Date: 18-Sep-2018, Time: 17:57:50, ID: ST180918M2-9 PFC CS6 18I1709, Description: PFC CS6 18I1709

6:2 FTS

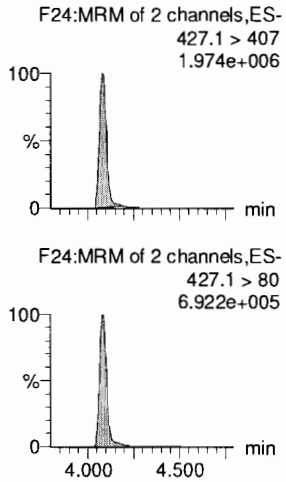

PFHpA

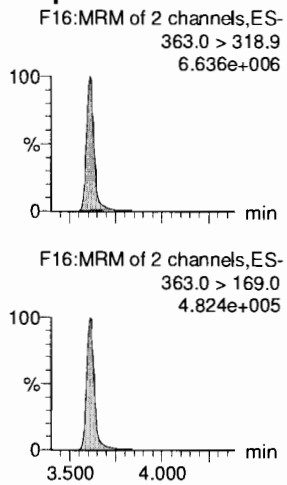

L-PFHxS

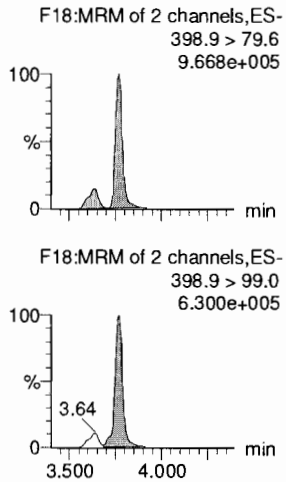

L-PFOA

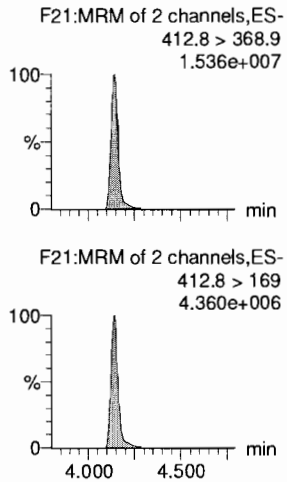

PFHpS

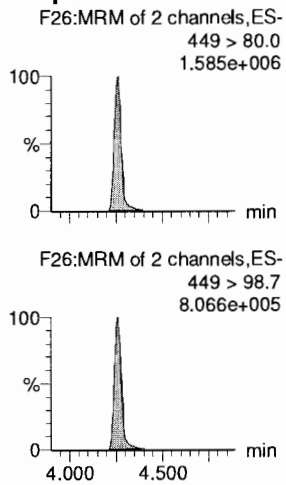

PFNA

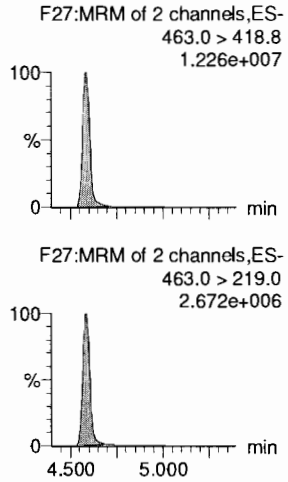

13C2-6:2 FTS

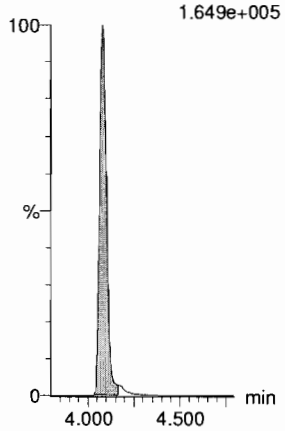

13C4-PFHpA

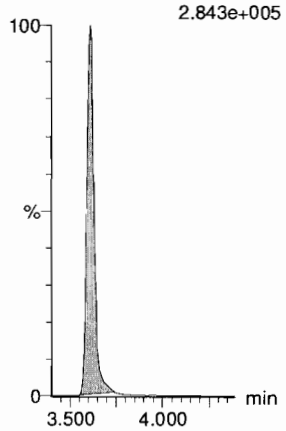

18O2-PFHxS

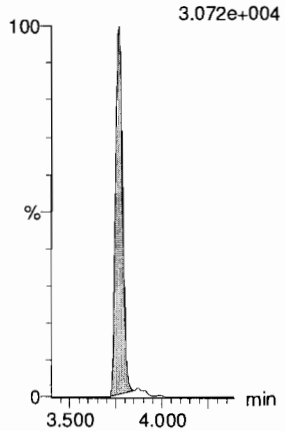

13C2-PFOA

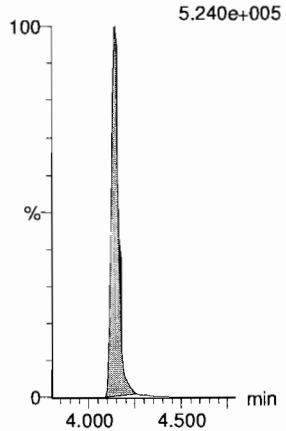

13C8-PFOS

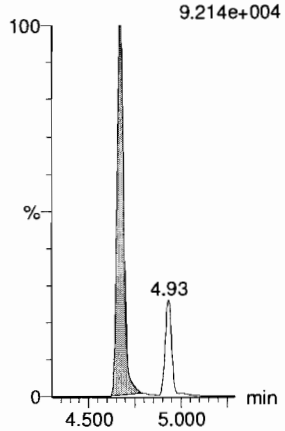

13C5-PFNA

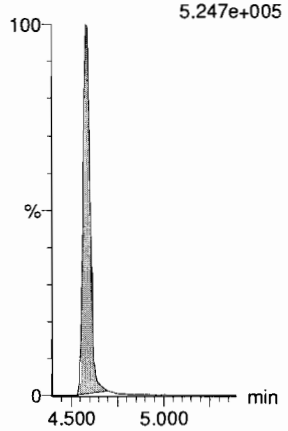

Dataset: F:\Projects\PFAS.PRO\Results\180918M2\180918M2-CRV.qld

Last Altered: Wednesday, September 19, 2018 09:27:22 Pacific Daylight Time
Printed: Wednesday, September 19, 2018 09:28:06 Pacific Daylight Time

Name: 180918M2_10, Date: 18-Sep-2018, Time: 17:57:50, ID: ST180918M2-9 PFC CS6 18I1709, Description: PFC CS6 18I1709

PFOSA

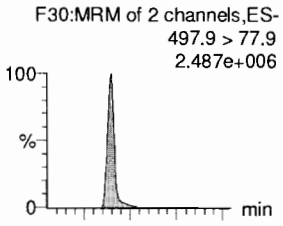

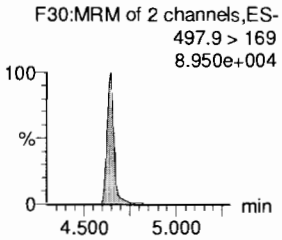

L-PFOS

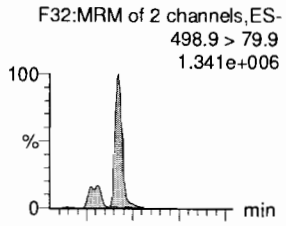

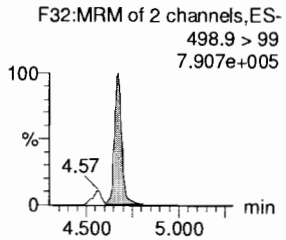

PFDA

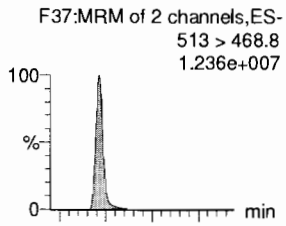

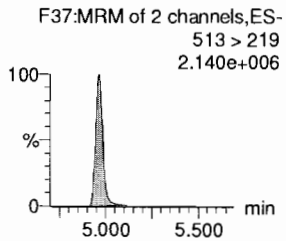

8:2 FTS

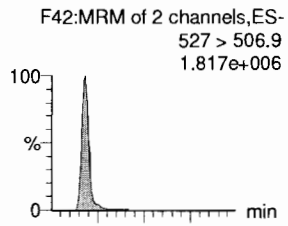

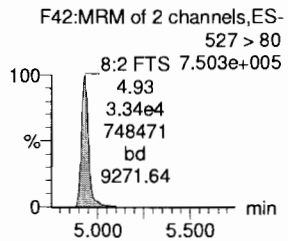

PFNS

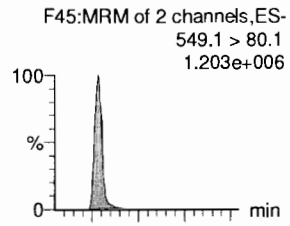

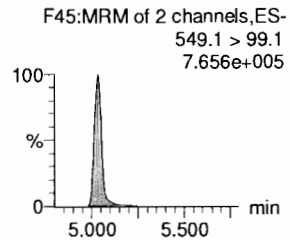

L-MeFOSAA

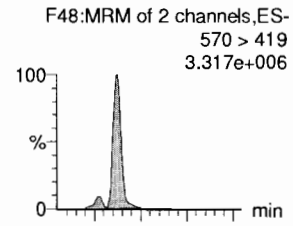

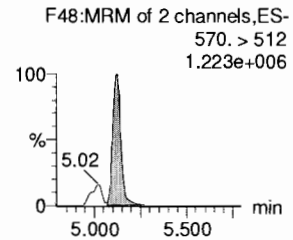

13C8-PFOSA

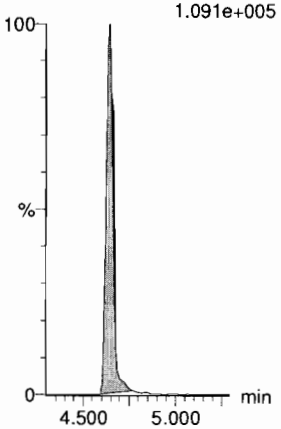

13C8-PFOS

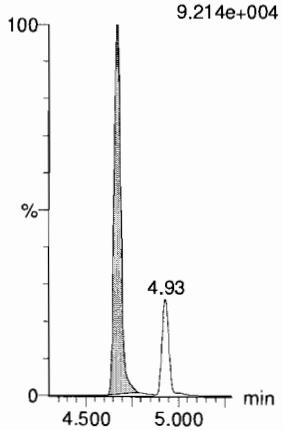

13C2-PFDA

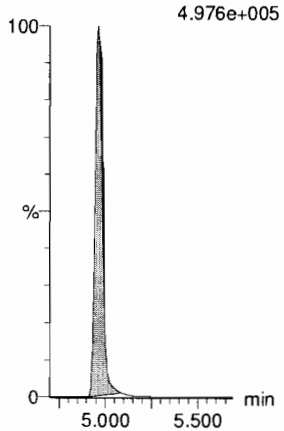

13C2-8:2 FTS

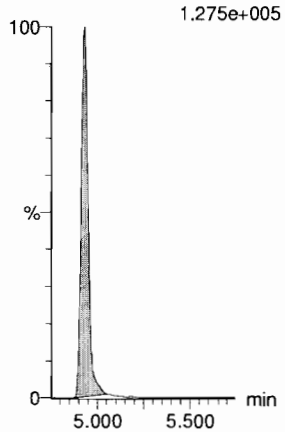

13C8-PFOS

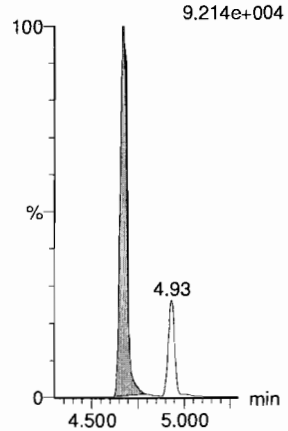

d3-N-MeFOSAA

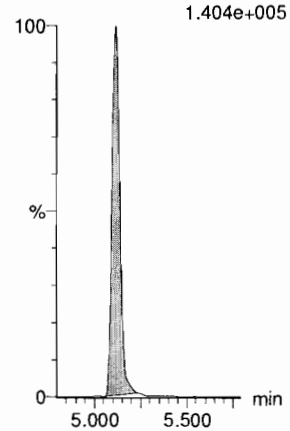

Dataset: F:\Projects\PFAS.PRO\Results\180918M2\180918M2-CRV.qld

Last Altered: Wednesday, September 19, 2018 09:27:22 Pacific Daylight Time
Printed: Wednesday, September 19, 2018 09:28:06 Pacific Daylight Time

Name: 180918M2_10, Date: 18-Sep-2018, Time: 17:57:50, ID: ST180918M2-9 PFC CS6 18I1709, Description: PFC CS6 18I1709

L-EtFOSAA

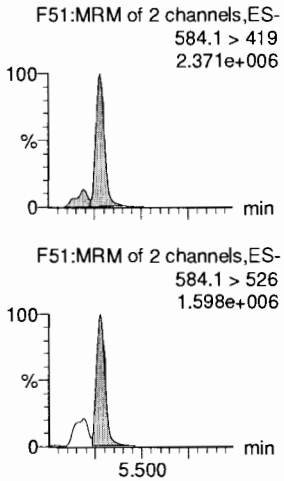

PFDoA

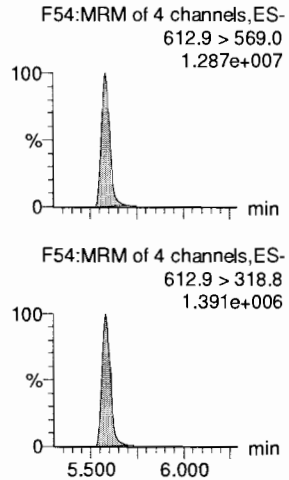

PFDS

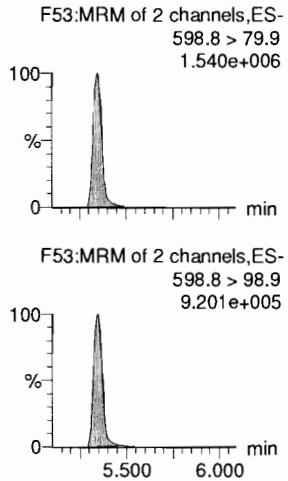

PFUdA

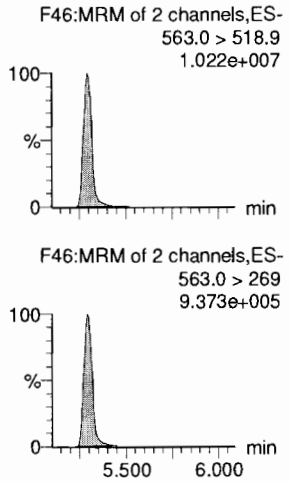

N-MeFOSA

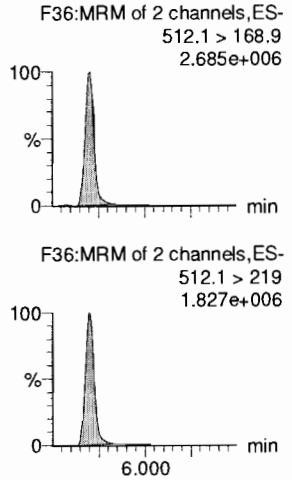

PFTrDA

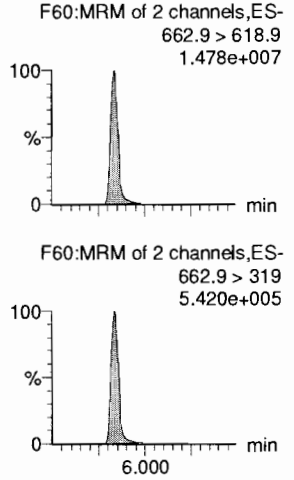

d5-N-EtFOSAA

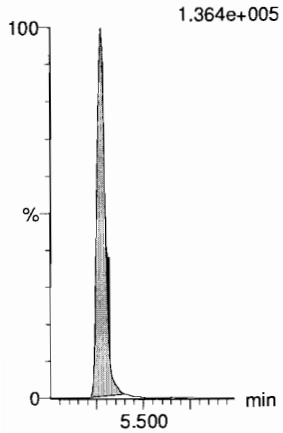

13C2-PFDoA

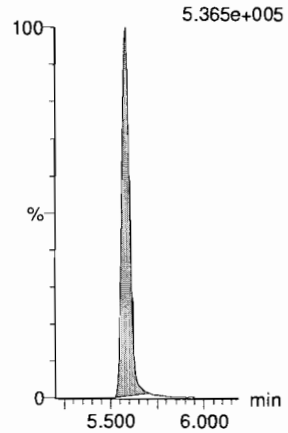

13C8-PFOS

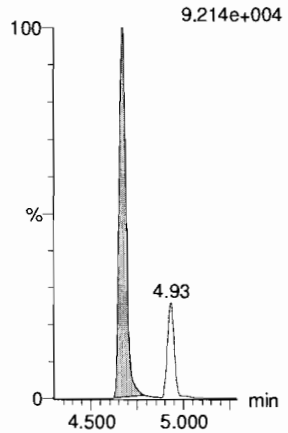

13C2-PFUdA

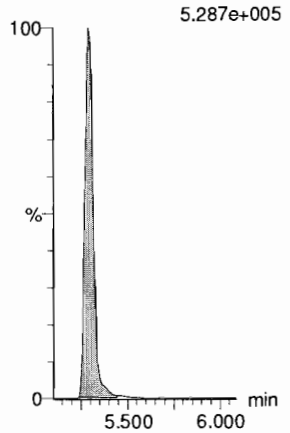

d3-N-MeFOSA

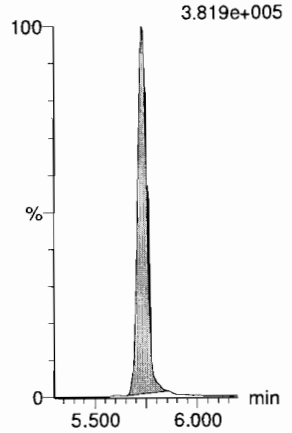

13C2-PFDoA

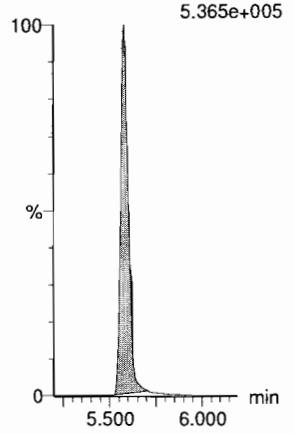

Dataset: F:\Projects\PFAS.PRO\Results\180918M2\180918M2-CRV.qld

Last Altered: Wednesday, September 19, 2018 09:27:22 Pacific Daylight Time
Printed: Wednesday, September 19, 2018 09:28:06 Pacific Daylight Time

Name: 180918M2_10, Date: 18-Sep-2018, Time: 17:57:50, ID: ST180918M2-9 PFC CS6 18I1709, Description: PFC CS6 18I1709

PFTeDA

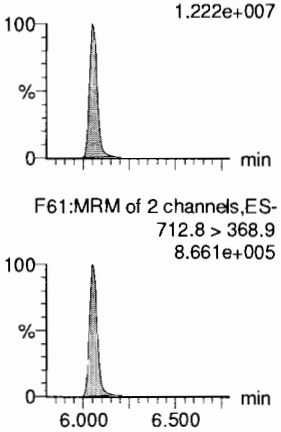

N-EtFOSA

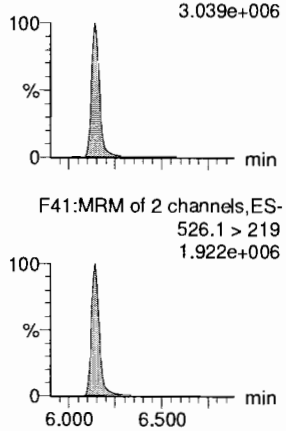

PFHxDA

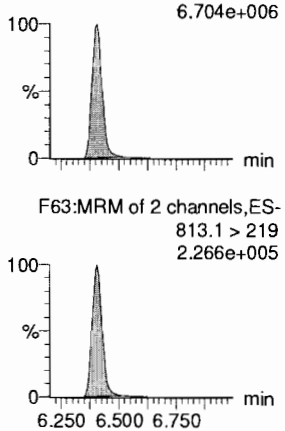

PFODA



N-MeFOSE

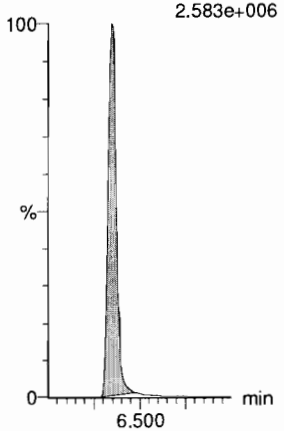

N-EtFOSE

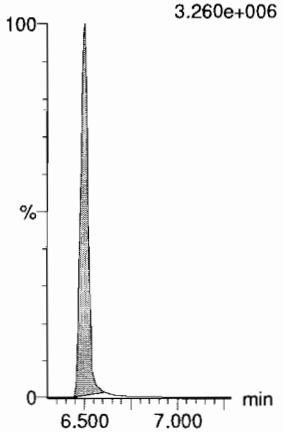

13C2-PFTeDA

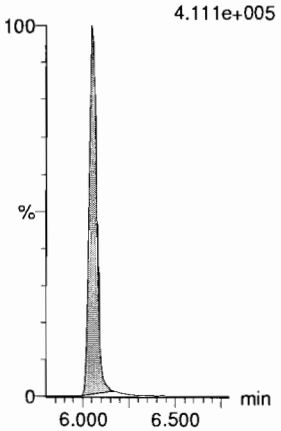

d5-N-ETFOSA

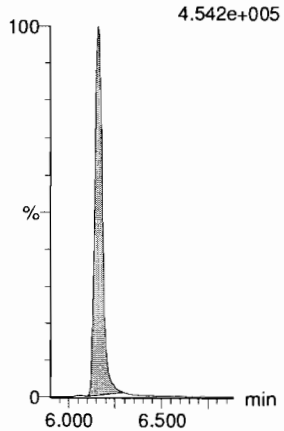

13C2-PFHxDA

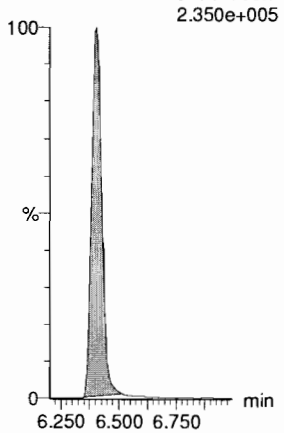

13C2-PFHxDA

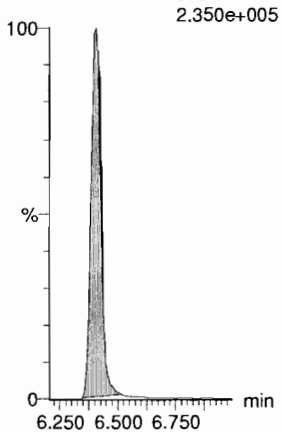

d7-N-MeFOSE

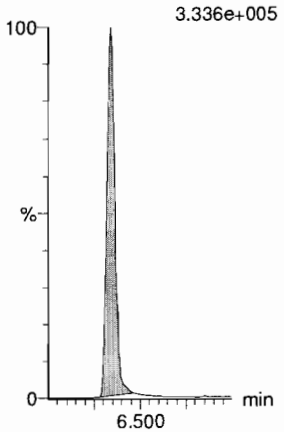

d9-N-EtFOSE

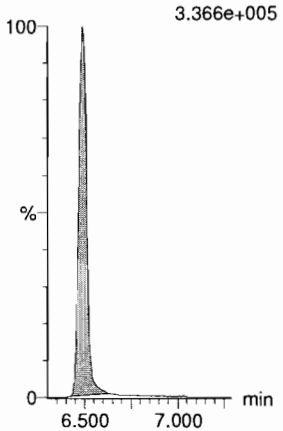

Dataset: F:\Projects\PFAS.PRO\Results\180918M2\180918M2-CRV.qld

Last Altered: Wednesday, September 19, 2018 09:27:22 Pacific Daylight Time
Printed: Wednesday, September 19, 2018 09:28:06 Pacific Daylight Time

Name: 180918M2_10, Date: 18-Sep-2018, Time: 17:57:50, ID: ST180918M2-9 PFC CS6 18I1709, Description: PFC CS6 18I1709

13C4-PFBA

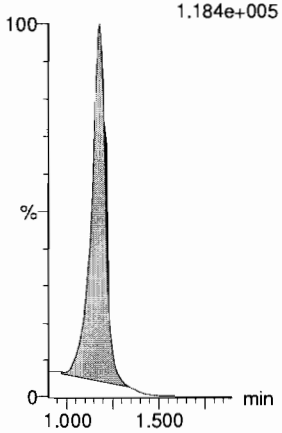

13C5-PFHxA

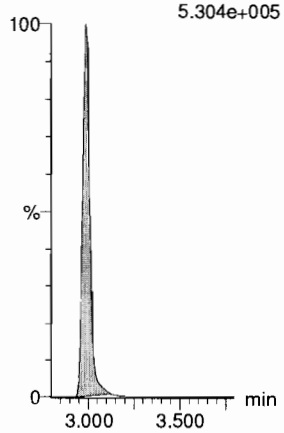

13C3-PFHxS

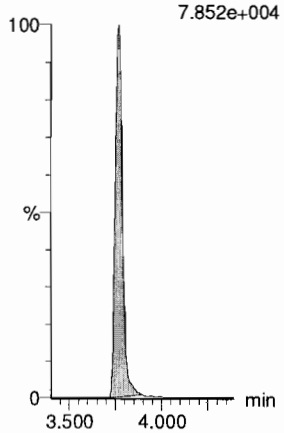

13C8-PFOA

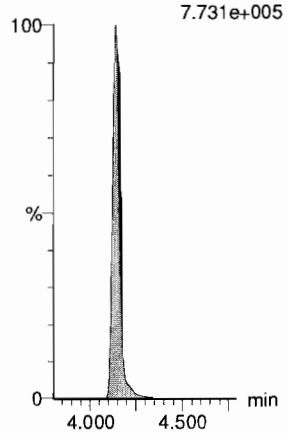

13C9-PFNA

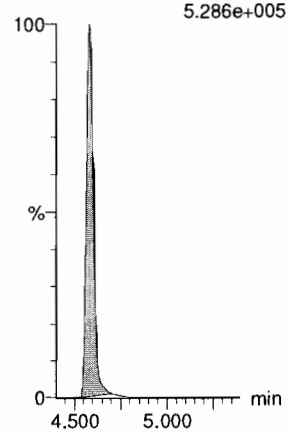

13C4-PFOS

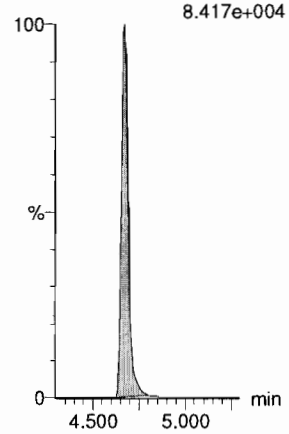

13C6-PFDA

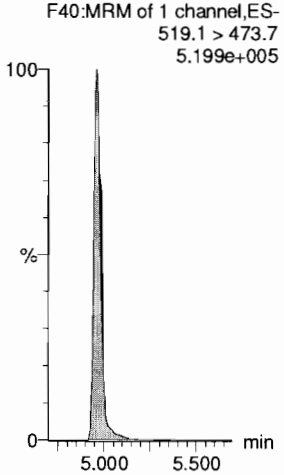

13C7-PFUdA

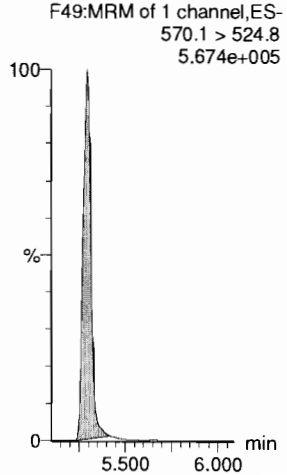

Dataset: F:\Projects\PFAS.PRO\Results\180918M2\180918M2-CRV.qld

Last Altered: Wednesday, September 19, 2018 09:27:22 Pacific Daylight Time
Printed: Wednesday, September 19, 2018 09:28:06 Pacific Daylight Time

Name: 180918M2_11, Date: 18-Sep-2018, Time: 18:08:28, ID: ST180918M2-10 PFC CS7 18I1710, Description: PFC CS7 18HI1710

PFBA
F2:MRM of 1 channel,ES-
213.0 > 168.8
3.966e+006

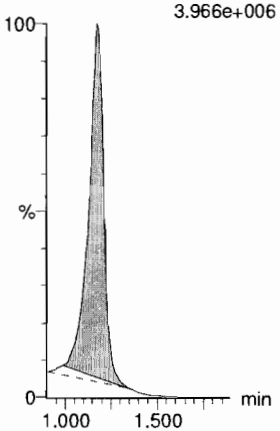

PFPeA
F5:MRM of 1 channel,ES-
263.1 > 218.9
8.908e+006

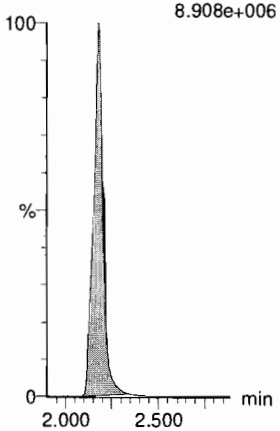

PFBS
F7:MRM of 2 channels,ES-
299.0 > 79.7
2.043e+006

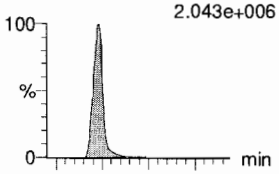

F7:MRM of 2 channels,ES-
299.0 > 99.0
7.793e+005

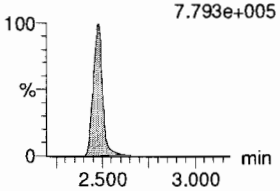

4:2 FTS
F12:MRM of 2 channels,ES-
327.2 > 307.2
2.343e+006

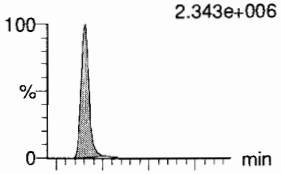

F12:MRM of 2 channels,ES-
327.2 > 81.1
1.349e+006

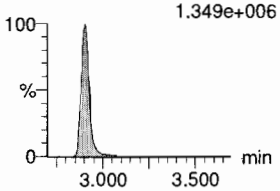

PFHxA
F9:MRM of 2 channels,ES-
313 > 269
1.786e+007

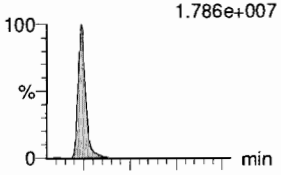

F9:MRM of 2 channels,ES-
313 > 118.9
1.230e+006

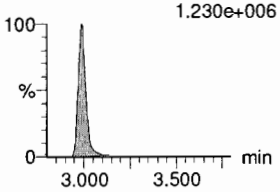

PFPeS
F15:MRM of 2 channels,ES-
349.1 > 80.1
1.983e+006

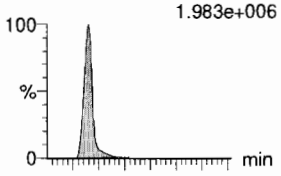

F15:MRM of 2 channels,ES-
349.1 > 99
1.283e+006

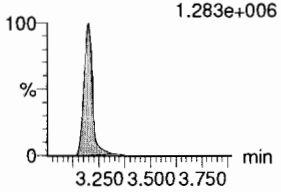

13C3-PFBA
F3:MRM of 1 channel,ES-
216.1 > 171.8
8.746e+004

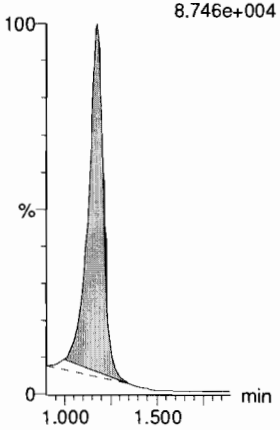

13C3-PFPeA
F6:MRM of 1 channel,ES-
266. > 221.8
2.280e+005

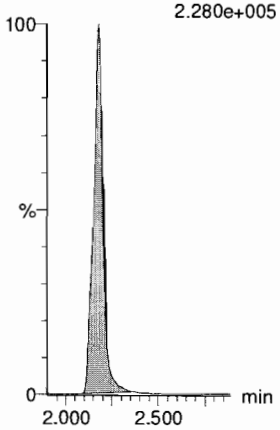

13C3-PFBS
F8:MRM of 1 channel,ES-
302. > 98.8
2.621e+004



13C2-4:2 FTS
F13:MRM of 1 channel,ES-
329.2 > 308.9
1.598e+005

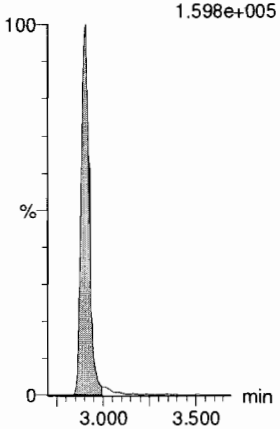

13C2-PFHxA
F10:MRM of 1 channel,ES-
315 > 270
1.922e+005

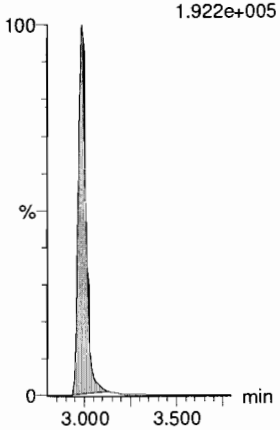

13C3-PFBS
F8:MRM of 1 channel,ES-
302. > 98.8
2.621e+004

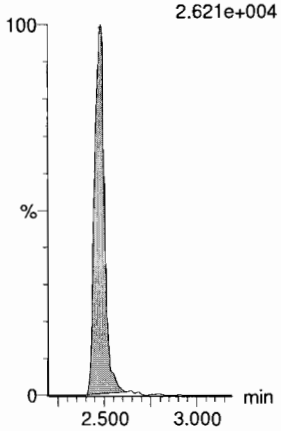

Dataset: F:\Projects\PFAS.PRO\Results\180918M2\180918M2-CRV.qld

Last Altered: Wednesday, September 19, 2018 09:27:22 Pacific Daylight Time
Printed: Wednesday, September 19, 2018 09:28:06 Pacific Daylight Time

Name: 180918M2_11, Date: 18-Sep-2018, Time: 18:08:28, ID: ST180918M2-10 PFC CS7 18I1710, Description: PFC CS7 18HI1710

6:2 FTS

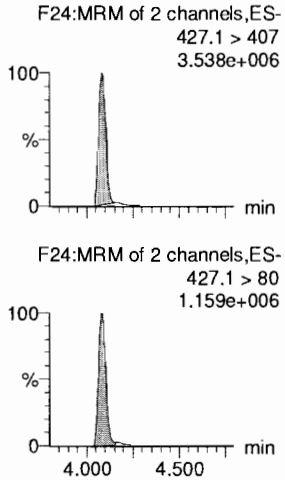

PFHpA

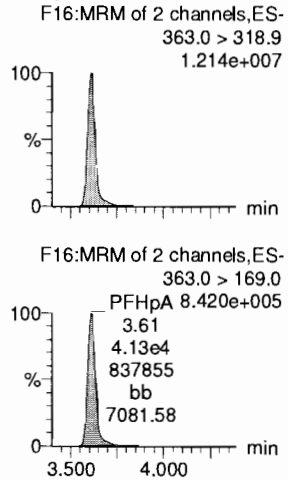

L-PFHxS

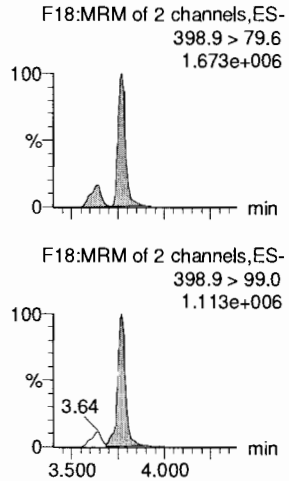

L-PFOA

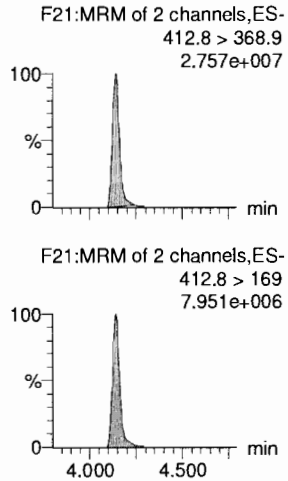

PFHpS

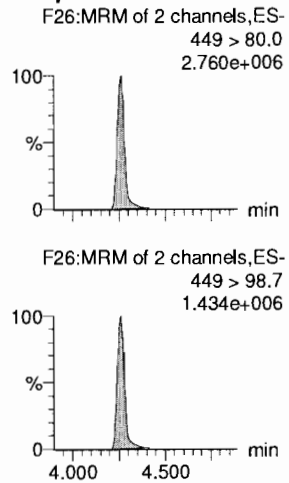

PFNA

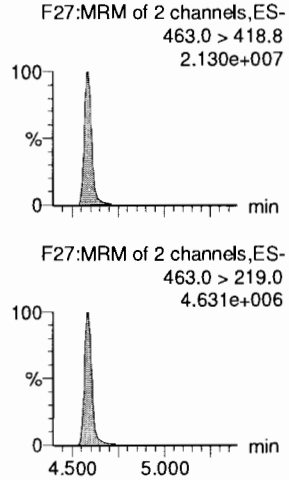

13C2-6:2 FTS

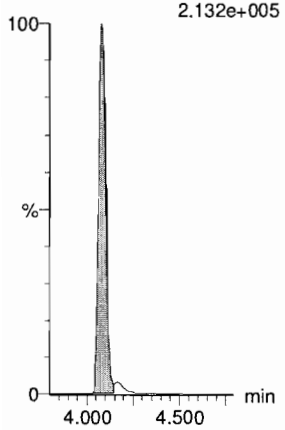

13C4-PFHpA

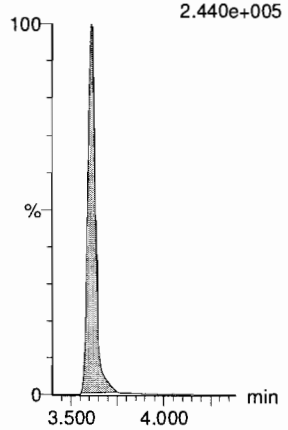

18O2-PFHxS

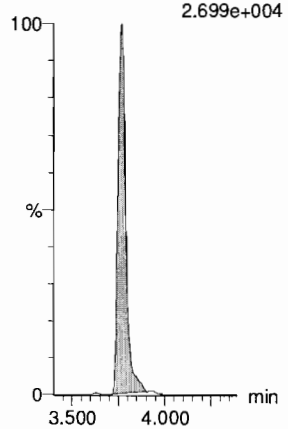

13C2-PFOA

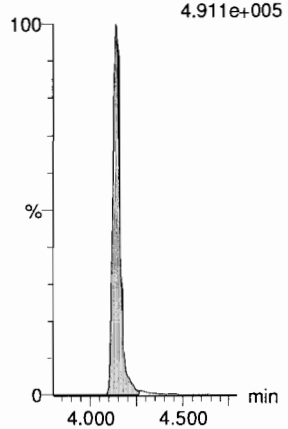

13C8-PFOS

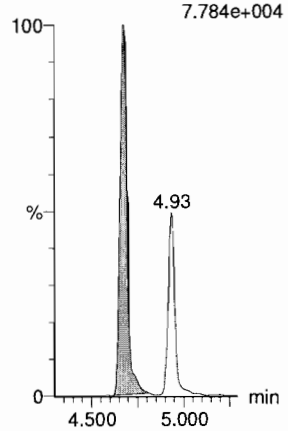

13C5-PFNA

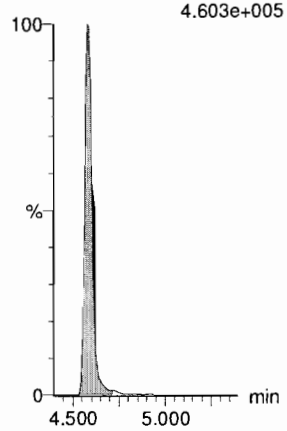

Dataset: F:\Projects\PFAS.PRO\Results\180918M2\180918M2-CRV.qld

Last Altered: Wednesday, September 19, 2018 09:27:22 Pacific Daylight Time
Printed: Wednesday, September 19, 2018 09:28:06 Pacific Daylight Time

Name: 180918M2_11, Date: 18-Sep-2018, Time: 18:08:28, ID: ST180918M2-10 PFC CS7 18I1710, Description: PFC CS7 18HI1710

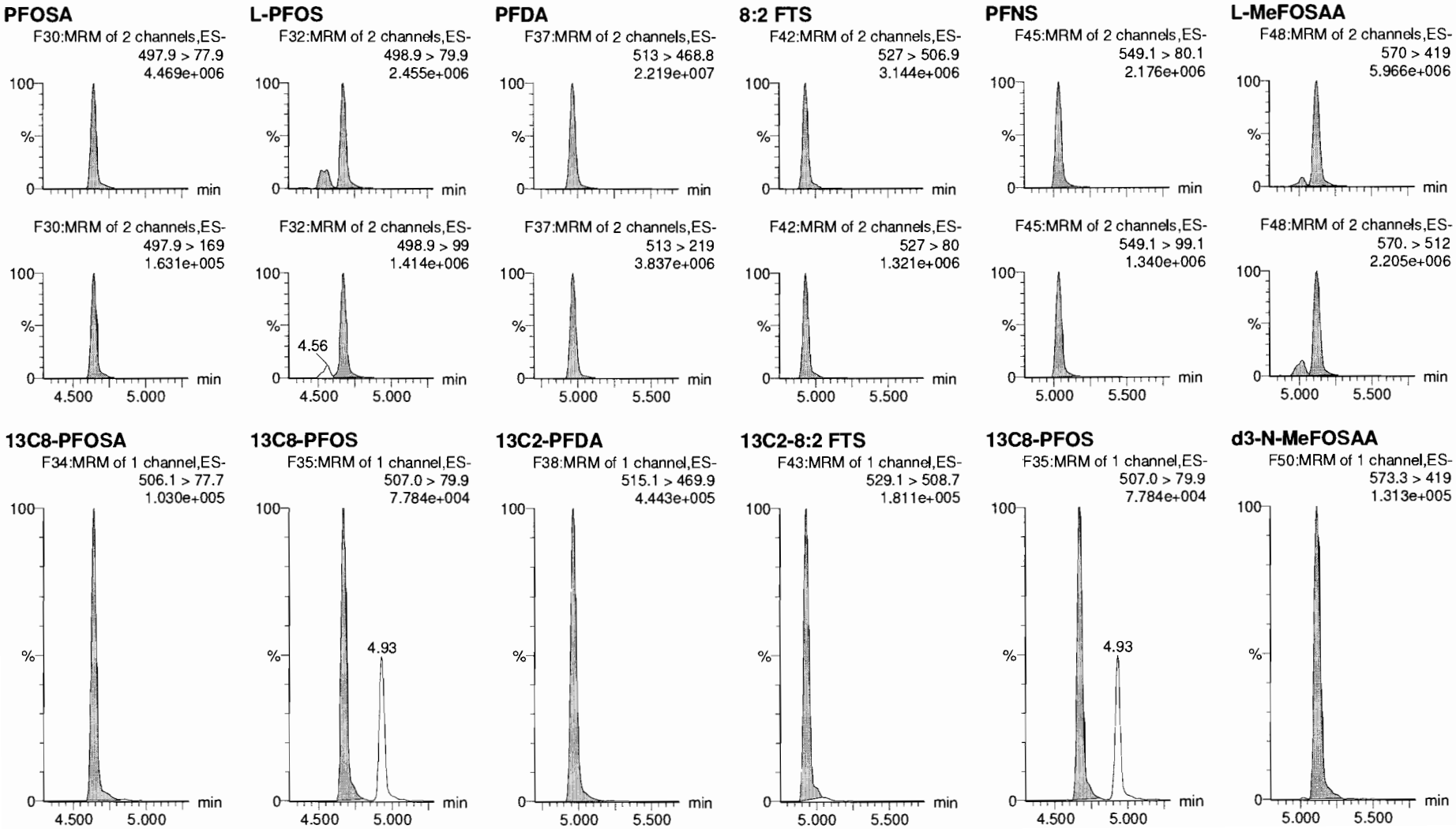

Dataset: F:\Projects\PFAS.PRO\Results\180918M2\180918M2-CRV.qld

Last Altered: Wednesday, September 19, 2018 09:27:22 Pacific Daylight Time
Printed: Wednesday, September 19, 2018 09:28:06 Pacific Daylight Time

Name: 180918M2_11, Date: 18-Sep-2018, Time: 18:08:28, ID: ST180918M2-10 PFC CS7 18I1710, Description: PFC CS7 18HI1710

L-EtFOSAA

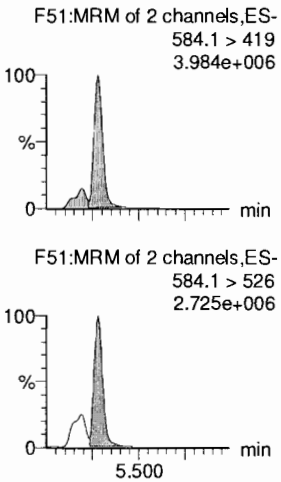

PFDoA

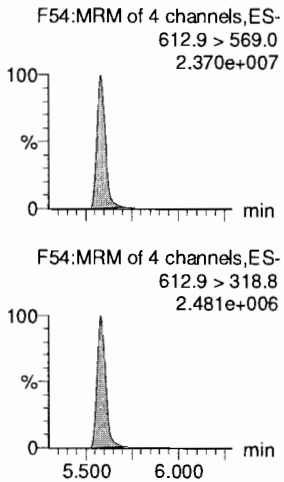

PFDS

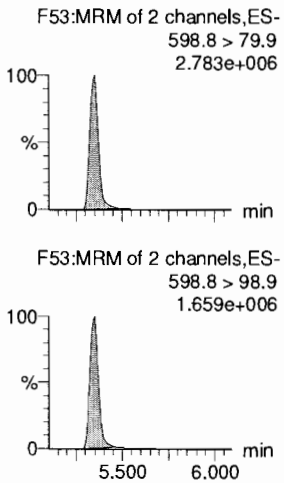

PFUdA

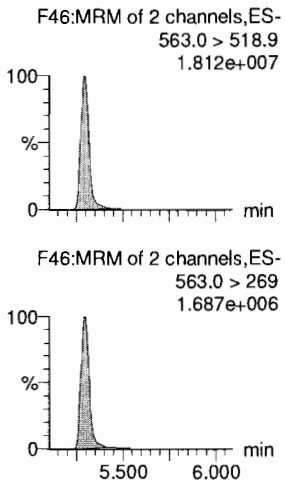

N-MeFOSA

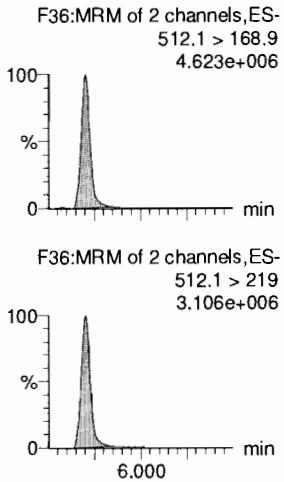

PFTrDA

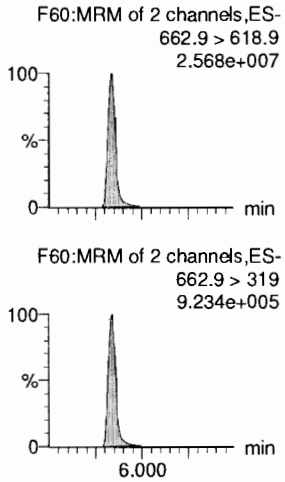

d5-N-EtFOSAA

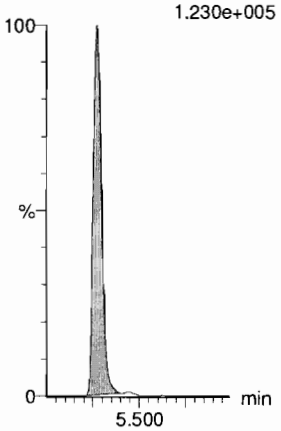

13C2-PFDoA

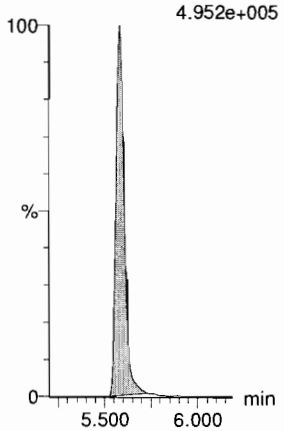

13C8-PFOS



13C2-PFUdA

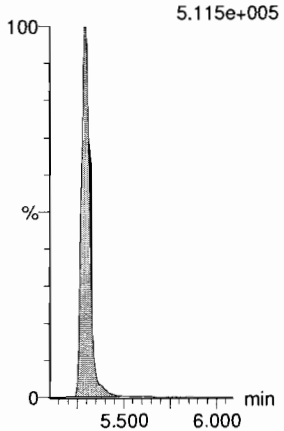

d3-N-MeFOSA

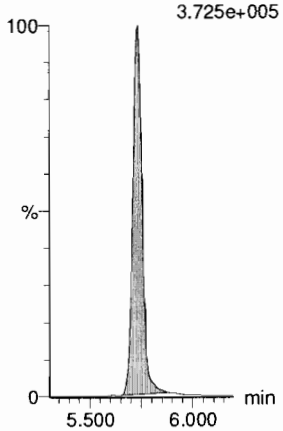

13C2-PFDoA

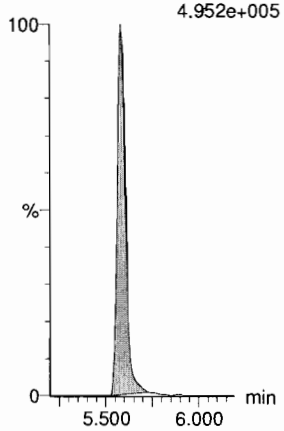

Dataset: F:\Projects\PFAS.PRO\Results\180918M2\180918M2-CRV.qld

Last Altered: Wednesday, September 19, 2018 09:27:22 Pacific Daylight Time
Printed: Wednesday, September 19, 2018 09:28:06 Pacific Daylight Time

Name: 180918M2_11, Date: 18-Sep-2018, Time: 18:08:28, ID: ST180918M2-10 PFC CS7 18I1710, Description: PFC CS7 18HI1710

PFTeDA

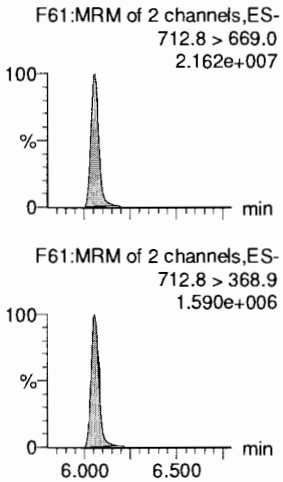

N-EtFOSA

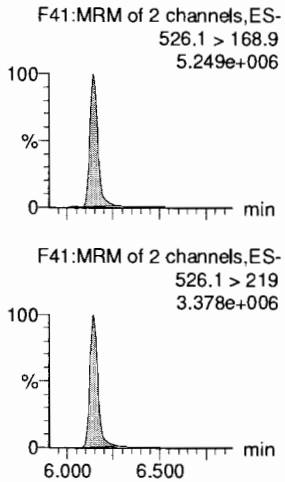

PFHxDA

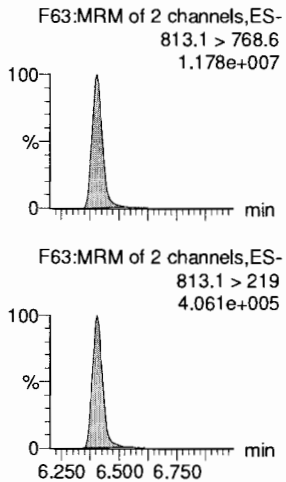

PFODA

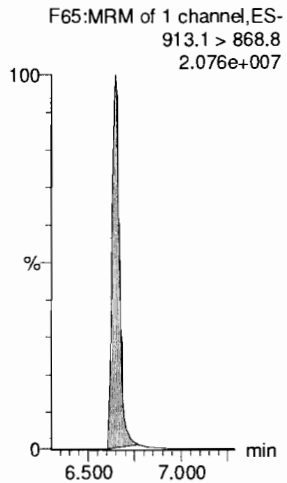

N-MeFOSE

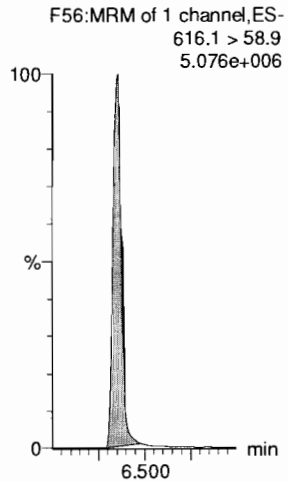

N-EtFOSE

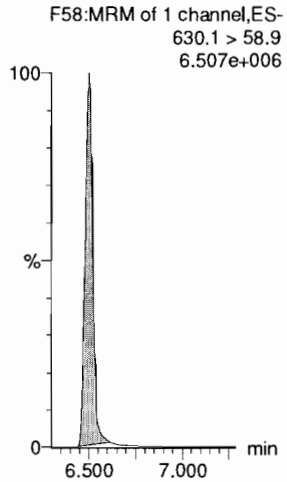

13C2-PFTeDA

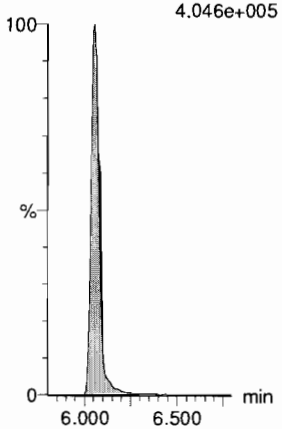

d5-N-ETFOSA

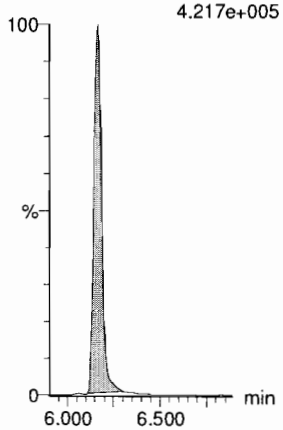

13C2-PFHxDA

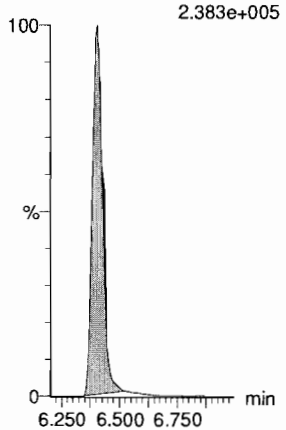

13C2-PFHxDA

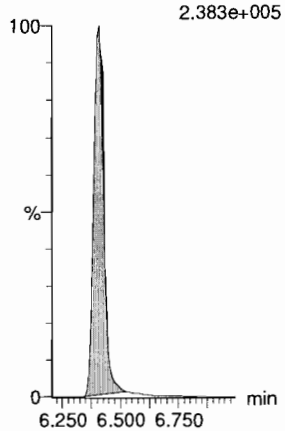

d7-N-MeFOSE

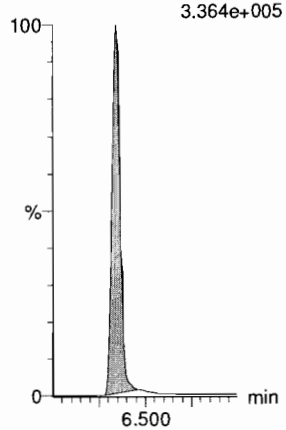

d9-N-EtFOSE

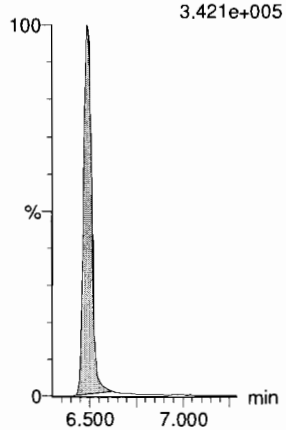

Dataset: F:\Projects\PFAS.PRO\Results\180918M2\180918M2-CRV.qld

Last Altered: Wednesday, September 19, 2018 09:27:22 Pacific Daylight Time
Printed: Wednesday, September 19, 2018 09:28:06 Pacific Daylight Time

Name: 180918M2_11, Date: 18-Sep-2018, Time: 18:08:28, ID: ST180918M2-10 PFC CS7 18I1710, Description: PFC CS7 18HI1710

13C4-PFBA

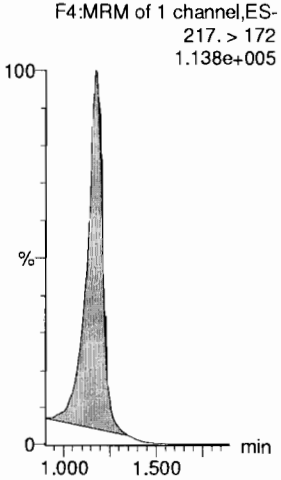

13C5-PFHxA

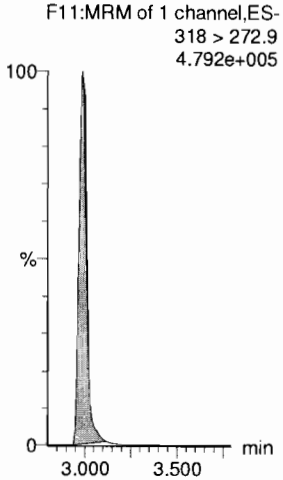

13C3-PFHxS

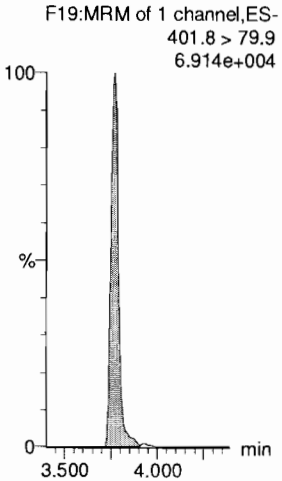

13C8-PFOA

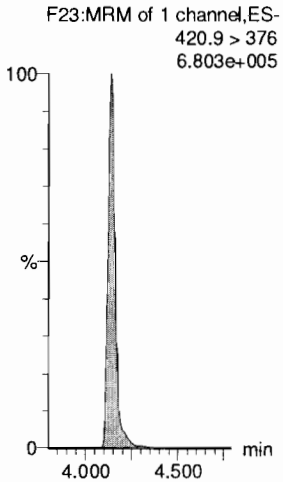

13C9-PFNA

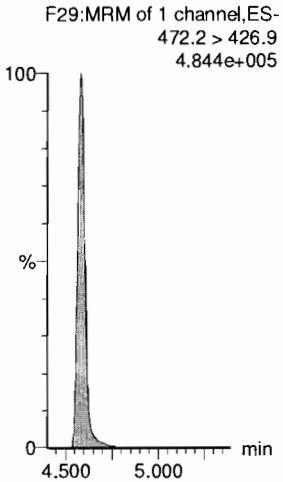

13C4-PFOS

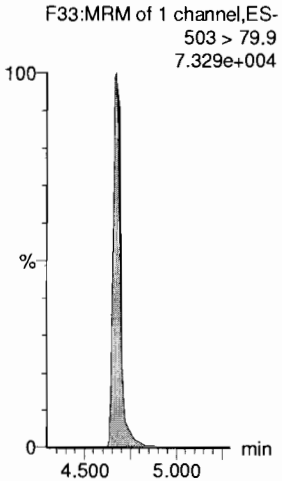

13C6-PFDA

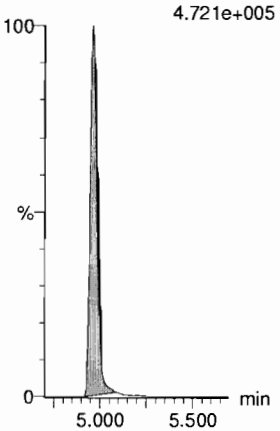

13C7-PFUdA

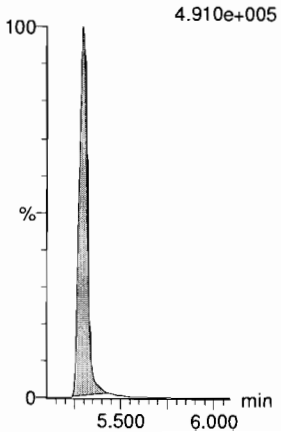

Vista Analytical Laboratory

Dataset: F:\Projects\PFAS.PRO\Results\180918M2\180918M2-ICV.qld

Last Altered: Wednesday, September 19, 2018 09:59:01 Pacific Daylight Time
Printed: Wednesday, September 19, 2018 09:59:19 Pacific Daylight Time

AD 9/19/18

Name: 180918M2_13, Date: 18-Sep-2018, Time: 18:29:40, ID: ICV180918M2-1 PFC ICV 18I1711, Description: PFC ICV 18I1711

	#	Name	Trace	Area	IS Area	wt/vol	RT	Response	Conc.	%Rec	Recovery ...	Ion Ratio	Ratio Out?
1	1	PFBA	213.0 > 168.8	7063.116	7979.325	1.00	1.17	11.065	9.7	96.7	NO		
2	2	PFPeA	263.1 > 218.9	11501.918	15070.739	1.00	2.18	9.540	9.8	97.6	NO		
3	3	PFBS	299.0 > 79.7	2398.389	1976.747	1.00	2.48	15.166	7.9	79.4	NO	2.552	NO
4	4	4:2 FTS	327.2>307.2	3067.786	4103.613	1.00	2.90	9.345	9.1	91.3	NO	1.712	NO
5	5	PFHxA	313 > 269	19516.262	10310.897	1.00	2.99	9.464	9.6	95.8	NO	14.633	NO
6	6	PFPeS	349.1>80.1	2202.195	1976.747	1.00	3.20	13.926	9.1	90.5	NO	1.513	NO
7	36	13C3-PFBA	216.1 > 171.8	7979.325	10667.675	1.00	1.17	9.350	12.4	99.5	NO		
8	37	13C3-PFPeA	266. > 221.8	15070.739	27215.010	1.00	2.18	6.922	12.3	98.3	NO		
9	38	13C3-PFBS	302. > 98.8	1976.747	3944.751	1.00	2.48	6.264	12.5	99.7	NO		
10	39	13C2-4:2 FTS	329.2>308.9	4103.613	3944.751	1.00	2.90	13.003	11.9	95.3	NO		
11	40	13C2-PFHxA	315 > 270	10310.897	27215.010	1.00	2.99	4.736	5.0	100.4	NO		
12	38	13C3-PFBS	302. > 98.8	1976.747	3944.751	1.00	2.48	6.264	12.5	99.7	NO		
13	-1												
14	10	6:2 FTS	427.1 > 407	4035.169	4345.839	1.00	4.09	11.606	9.5	95.2	NO	2.887	NO
15	7	PFHpA	363.0 > 318.9	14066.038	15521.222	1.00	3.62	11.328	9.3	93.4	NO	13.657	NO
16	8	L-PFHxS	398.9 > 79.6	1972.590	1521.547	1.00	3.77	16.205	8.4	84.1	NO	1.576	NO
17	11	L-PFOA	412.8 > 368.9	28425.623	25866.264	1.00	4.14	13.737	9.5	95.5	NO	3.401	NO
18	13	PFHpS	449 > 80.0	2666.321	4330.056	1.00	4.26	7.697	8.8	87.6	NO	1.852	NO
19	14	PFNA	463.0 > 418.8	23244.705	26414.363	1.00	4.59	11.000	9.6	95.9	NO	4.554	NO
20	43	13C2-6:2 FTS	429.1 > 408.9	4345.839	4268.305	1.00	4.09	12.727	11.0	87.6	NO		
21	41	13C4-PFHpA	367.2 > 321.8	15521.222	27215.010	1.00	3.62	7.129	12.6	101.1	NO		
22	42	18O2-PFHxS	403.0 > 102.6	1521.547	3944.751	1.00	3.77	4.821	12.1	96.5	NO		
23	44	13C2-PFOA	414.9 > 369.7	25866.264	37068.191	1.00	4.14	8.723	12.4	99.5	NO		
24	47	13C8-PFOS	507.0 > 79.9	4330.056	4268.305	1.00	4.68	12.681	12.1	96.9	NO		
25	45	13C5-PFNA	468.2 > 422.9	26414.363	27567.807	1.00	4.59	11.977	12.4	99.2	NO		
26	-1												
27	15	PFOSA	497.9 > 77.9	4705.688	5394.147	1.00	4.65	10.905	10.1	100.5	NO	32.498	NO
28	16	L-PFOS	498.9 > 79.9	2873.230	4330.056	1.00	4.67	8.294	8.3	83.1	NO	2.032	NO
29	18	PFDA	513 > 468.8	25071.732	25208.066	1.00	4.97	12.432	9.8	97.7	NO	5.866	NO
30	19	8:2 FTS	527 > 506.9	3953.012	3572.117	1.00	4.93	13.833	9.2	92.1	NO	2.472	NO
31	20	PFNS	549.1 > 80.1	2448.446	4330.056	1.00	5.04	7.068	9.7	97.3	NO	1.776	NO
32	21	L-MeFOSAA	570 > 419	9238.674	7649.644	1.00	5.12	15.097	10.7	106.9	NO	2.772	NO
33	46	13C8-PFOSA	506.1 > 77.7	5394.147	33500.645	1.00	4.65	2.013	12.1	96.7	NO		
34	47	13C8-PFOS	507.0 > 79.9	4330.056	4268.305	1.00	4.68	12.681	12.1	96.9	NO		
35	48	13C2-PFDA	515.1 > 469.9	25208.066	28307.773	1.00	4.97	11.131	12.1	96.8	NO		
36	49	13C2-8:2 FTS	529.1 > 508.7	3572.117	4268.305	1.00	4.93	10.461	11.6	92.4	NO		

AM 9/19/18

Dataset: F:\Projects\PFAS.PRO\Results\180918M2\180918M2-ICV.qld

Last Altered: Wednesday, September 19, 2018 09:59:01 Pacific Daylight Time
Printed: Wednesday, September 19, 2018 09:59:19 Pacific Daylight Time

A Not in ICV

Name: 180918M2_13, Date: 18-Sep-2018, Time: 18:29:40, ID: ICV180918M2-1 PFC ICV 18I1711, Description: PFC ICV 18I1711

	#	Name	Trace	Area	IS Area	wt/vol	RT	Response	Conc.	%Rec	Recovery ...	Ion Ratio	Ratio Out?
37	47	13C8-PFOS	507.0 > 79.9	4330.056	4268.305	1.00	4.68	12.681	12.1	96.9	NO		
38	50	d3-N-MeFOSAA	573.3 > 419	7649.644	33500.645	1.00	5.12	2.854	12.4	99.2	NO		
39	-1												
40	23	L-EtFOSAA	584.1 > 419	8003.294	8613.712	1.00	5.28	11.614	11.1	110.7	NO	1.491	NO
41	27	PFDoA	612.9 > 569.0	29176.168	28928.117	1.00	5.58	12.607	10.1	101.1	NO	9.822	NO
42	26	PFDS	598.8 > 79.9	3050.271	4330.056	1.00	5.35	8.806	8.7	86.6	NO	1.489	NO
43	25	PFUdA	563.0 > 518.9	24057.227	32047.051	1.00	5.30	9.384	9.6	96.1	NO	10.720	NO
44	28	N-MeFOSA	512.1 > 168.9		19958.186	1.00				A	NO		
45	29	PFTrDA	662.9 > 618.9	29860.986	28928.117	1.00	5.84	12.903	9.8	98.4	NO	28.146	NO
46	52	d5-N-EtFOSAA	589.3 > 419	8613.712	33500.645	1.00	5.28	3.214	12.6	100.4	NO		
47	53	13C2-PFDoA	615.0 > 569.7	28928.117	28307.773	1.00	5.58	12.774	11.6	92.7	NO		
48	47	13C8-PFOS	507.0 > 79.9	4330.056	4268.305	1.00	4.68	12.681	12.1	96.9	NO		
49	51	13C2-PFUdA	565 > 519.8	32047.051	33500.645	1.00	5.29	11.958	12.3	98.1	NO		
50	54	d3-N-MeFOSA	515.2 > 168.9	19958.186	33500.645	1.00	5.74	7.447	141.6	94.4	NO		
51	53	13C2-PFDoA	615.0 > 569.7	28928.117	28307.773	1.00	5.58	12.774	11.6	92.7	NO		
52	-1												
53	30	PFTeDA	712.8 > 669.0	27317.330	20557.289	1.00	6.06	16.610	9.5	95.1	NO	13.972	NO
54	31	N-EtFOSA	526.1 > 168.9		24546.740	1.00				A	NO		
55	32	PFHxDA	813.1 > 768.6		11823.198	1.00					NO		
56	33	PFODA	913.1 > 868.8		11823.198	1.00					NO		
57	34	N-MeFOSE	616.1 > 58.9		16987.422	1.00					NO		
58	35	N-EtFOSE	630.1 > 58.9		16931.580	1.00					NO		
59	55	13C2-PFTeDA	714.8 > 669.6	20557.289	33500.645	1.00	6.06	7.670	12.1	96.5	NO		
60	56	d5-N-ETFOSA	531.1 > 168.9	24546.740	33500.645	1.00	6.17	9.159	148.4	98.9	NO		
61	57	13C2-PFHxDA	815 > 769.7	11823.198	33500.645	1.00	6.41	4.412	4.7	94.6	NO		
62	57	13C2-PFHxDA	815 > 769.7	11823.198	33500.645	1.00	6.41	4.412	4.7	94.6	NO		
63	58	d7-N-MeFOSE	623.1 > 58.9	16987.422	33500.645	1.00	6.35	6.338	141.3	94.2	NO		
64	59	d9-N-EtFOSE	639.2 > 58.8	16931.580	33500.645	1.00	6.50	6.318	141.8	94.5	NO		
65	-1												
66	60	13C4-PFBA	217. > 172	10667.675	10667.675	1.00	1.17	12.500	12.5	100.0	NO		
67	61	13C5-PFHxA	318 > 272.9	27215.010	27215.010	1.00	2.99	12.500	12.5	100.0	NO		
68	62	13C3-PFHxS	401.8 > 79.9	3944.751	3944.751	1.00	3.77	12.500	12.5	100.0	NO		
69	63	13C8-PFOA	420.9 > 376	37068.191	37068.191	1.00	4.14	12.500	12.5	100.0	NO		
70	64	13C9-PFNA	472.2 > 426.9	27567.807	27567.807	1.00	4.59	12.500	12.5	100.0	NO		
71	65	13C4-PFOS	503 > 79.9	4268.305	4268.305	1.00	4.67	12.500	12.5	100.0	NO		
72	66	13C6-PFDA	519.1 > 473.7	28307.773	28307.773	1.00	4.97	12.500	12.5	100.0	NO		

Dataset: F:\Projects\PFAS.PRO\Results\180918M2\180918M2-ICV.qld

Last Altered: Wednesday, September 19, 2018 09:59:01 Pacific Daylight Time
Printed: Wednesday, September 19, 2018 09:59:19 Pacific Daylight Time

Name: 180918M2_13, Date: 18-Sep-2018, Time: 18:29:40, ID: ICV180918M2-1 PFC ICV 18I1711, Description: PFC ICV 18I1711

	#	Name	Trace	Area	IS Area	wt/vol	RT	Response	Conc.	%Rec	Recovery ...	Ion Ratio	Ratio Out?
73	67	13C7-PFUdA	570.1 > 524.8	33500.645	33500.645	1.00	5.30	12.500	12.5	100.0	NO		

Vista Analytical Laboratory

Dataset: F:\Projects\PFAS.PRO\Results\180918M2\180918M2-ICV.qld

Last Altered: Wednesday, September 19, 2018 09:59:01 Pacific Daylight Time
Printed: Wednesday, September 19, 2018 09:59:19 Pacific Daylight Time

Method: F:\Projects\PFAS.PRO\MethDB\PFAS_FULL_80C_091818_B.mdb 19 Sep 2018 09:27:20
Calibration: F:\Projects\PFAS.PRO\CurveDB\C18_VAL-PFAS_Q4_09-18-18.cdb 19 Sep 2018 09:23:23

Name: 180918M2_13, Date: 18-Sep-2018, Time: 18:29:40, ID: ICV180918M2-1 PFC ICV 18I1711, Description: PFC ICV 18I1711

PFBA
F2:MRM of 1 channel,ES-
213.0 > 168.8
8.825e+004

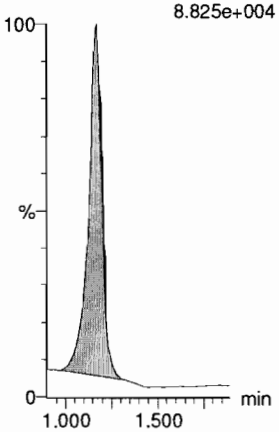

PFPeA
F5:MRM of 1 channel,ES-
263.1 > 218.9
2.139e+005

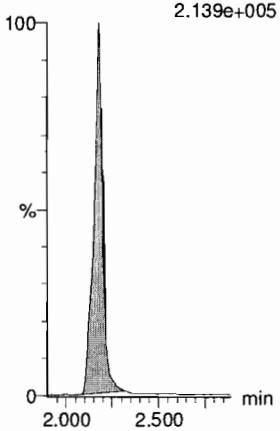

PFBS
F7:MRM of 2 channels,ES-
299.0 > 79.7
4.652e+004

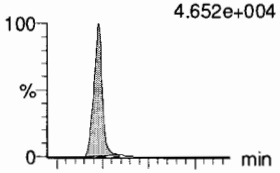

F7:MRM of 2 channels,ES-
299.0 > 99.0
1.696e+004

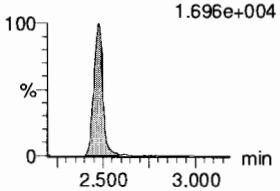

4:2 FTS
F12:MRM of 2 channels,ES-
327.2 > 307.2
4:2 FTS 6.936e+004
2.90
3.07e3
68873
bb
2047.49

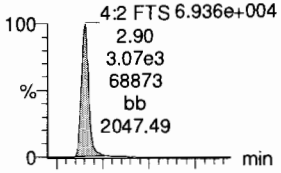

F12:MRM of 2 channels,ES-
327.2 > 81.1
4:2 FTS 3.979e+004
2.90
1.79e3
39726
bb
2520.73

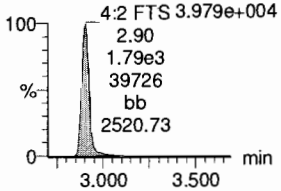

PFHxA
F9:MRM of 2 channels,ES-
313 > 269
4.521e+005

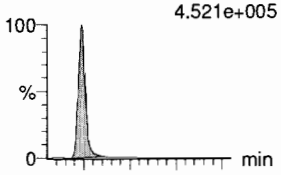

F9:MRM of 2 channels,ES-
313 > 118.9
2.982e+004

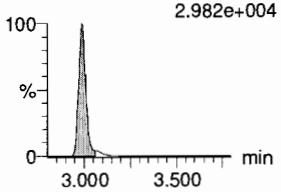

PFPeS
F15:MRM of 2 channels,ES-
349.1 > 80.1
4.995e+004

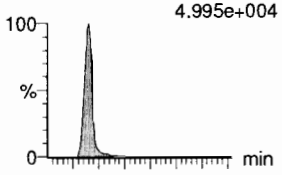

F15:MRM of 2 channels,ES-
349.1 > 99
PFPeS 3.419e+004
3.20
1.46e3
34168
bd
1283.29

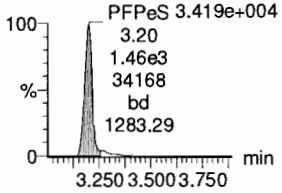

13C3-PFBA
F3:MRM of 1 channel,ES-
216.1 > 171.8
9.689e+004

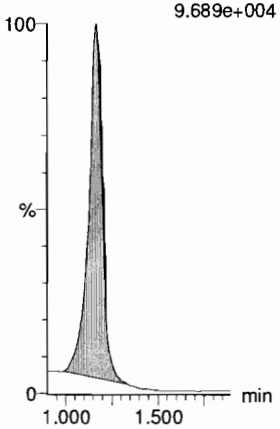

13C3-PFPeA
F6:MRM of 1 channel,ES-
266. > 221.8
2.722e+005



13C3-PFBS
F8:MRM of 1 channel,ES-
302. > 98.8
3.672e+004

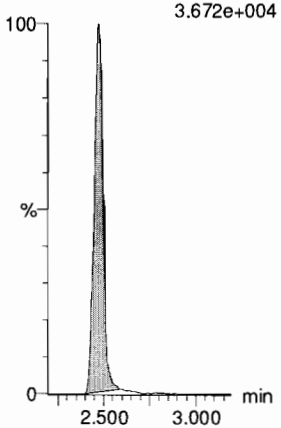

13C2-4:2 FTS
F13:MRM of 1 channel,ES-
329.2 > 308.9
9.047e+004

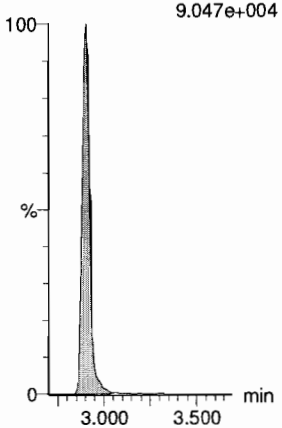

13C2-PFHxA
F10:MRM of 1 channel,ES-
315 > 270
2.347e+005

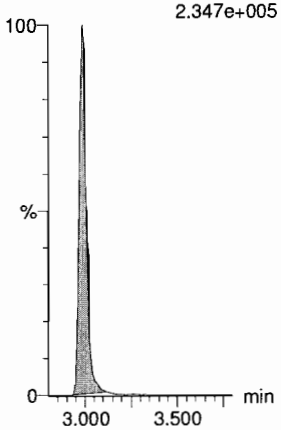

13C3-PFBS
F8:MRM of 1 channel,ES-
302. > 98.8
3.672e+004

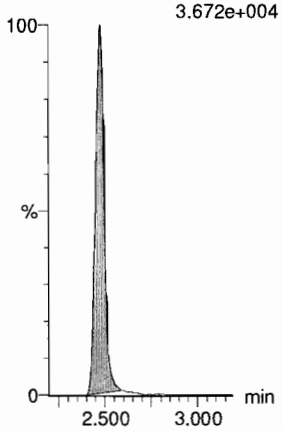

Dataset: F:\Projects\PFAS.PRO\Results\180918M2\180918M2-ICV.qld

Last Altered: Wednesday, September 19, 2018 09:59:01 Pacific Daylight Time
Printed: Wednesday, September 19, 2018 09:59:19 Pacific Daylight Time

Name: 180918M2_13, Date: 18-Sep-2018, Time: 18:29:40, ID: ICV180918M2-1 PFC ICV 18I1711, Description: PFC ICV 18I1711

6:2 FTS

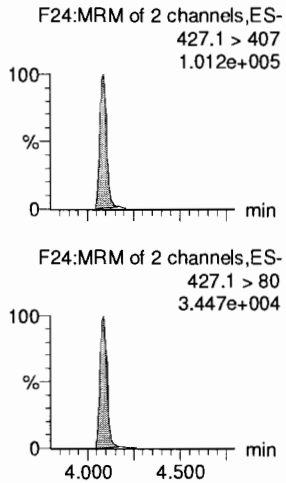

PFHpA

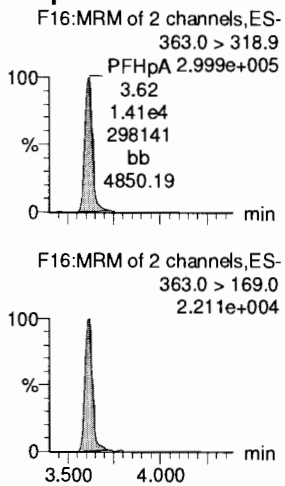

L-PFHxS

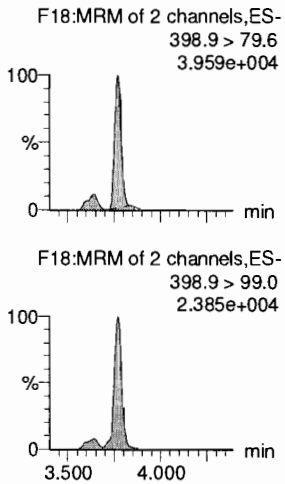

L-PFOA

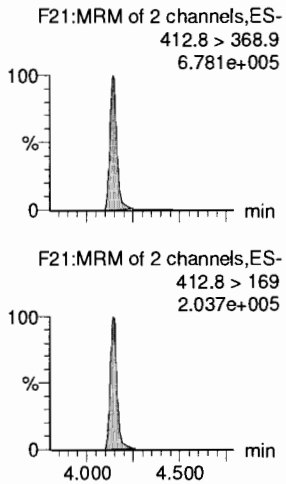

PFHpS

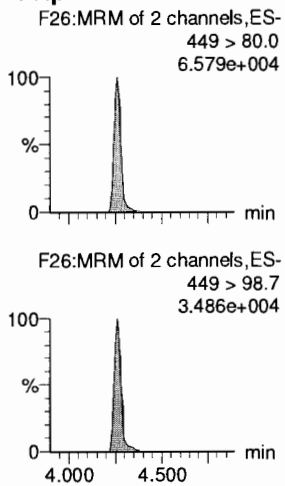

PFNA

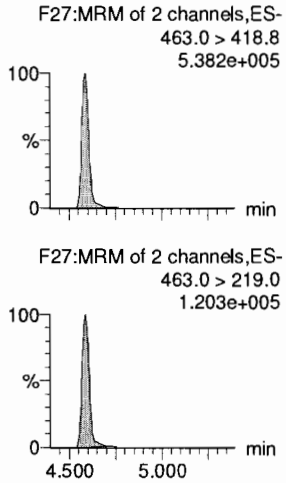

13C2-6:2 FTS

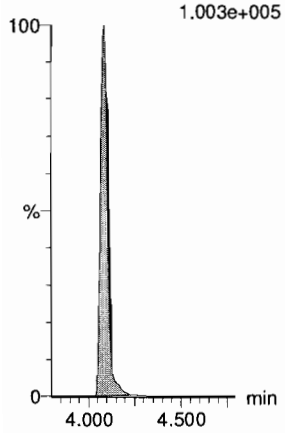

13C4-PFHpA

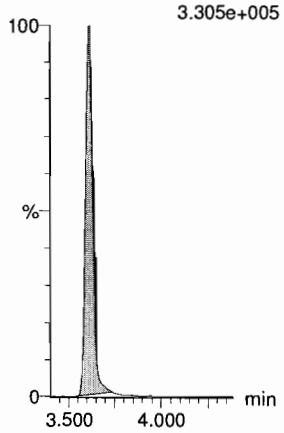

18O2-PFHxS

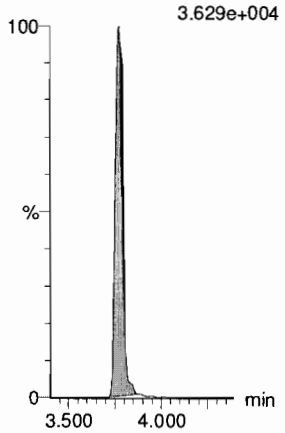

13C2-PFOA

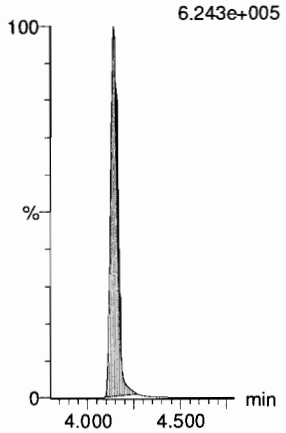

13C8-PFOS

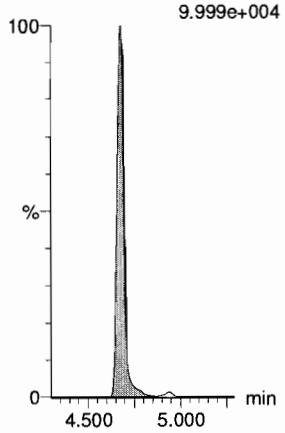

13C5-PFNA

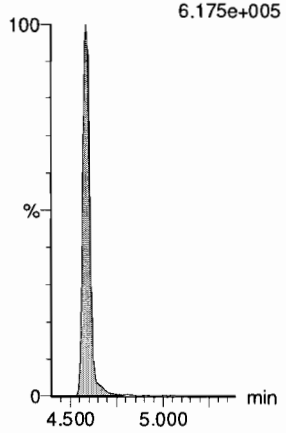

Dataset: F:\Projects\PFAS.PRO\Results\180918M2\180918M2-ICV.qld

Last Altered: Wednesday, September 19, 2018 09:59:01 Pacific Daylight Time
Printed: Wednesday, September 19, 2018 09:59:19 Pacific Daylight Time

Name: 180918M2_13, Date: 18-Sep-2018, Time: 18:29:40, ID: ICV180918M2-1 PFC ICV 18I1711, Description: PFC ICV 18I1711

PFOSA
F30:MRM of 2 channels,ES-
497.9 > 77.9
1.108e+005

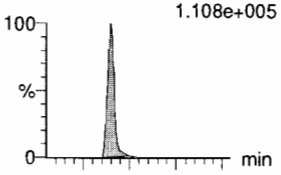

F30:MRM of 2 channels,ES-
497.9 > 169
4.109e+003

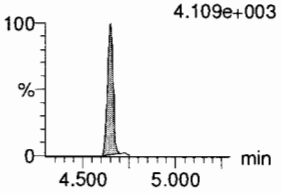

L-PFOS
F32:MRM of 2 channels,ES-
498.9 > 79.9
5.406e+004

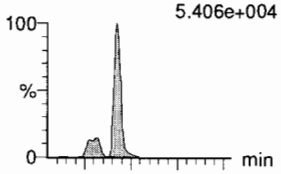

F32:MRM of 2 channels,ES-
498.9 > 99
2.916e+004

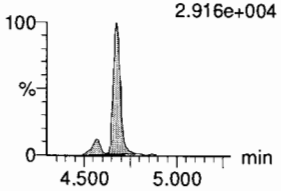

PFDA
F37:MRM of 2 channels,ES-
513 > 468.8
5.837e+005

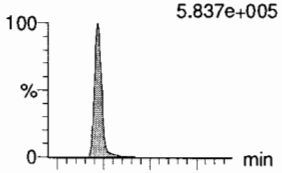

F37:MRM of 2 channels,ES-
513 > 219
1.003e+005

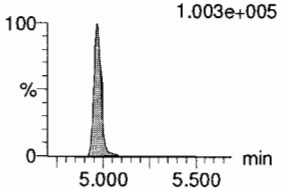

8:2 FTS
F42:MRM of 2 channels,ES-
527 > 506.9
9.262e+004

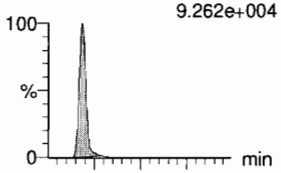

F42:MRM of 2 channels,ES-
527 > 80
3.704e+004

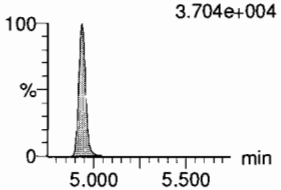

PFNS
F45:MRM of 2 channels,ES-
549.1 > 80.1
5.441e+004

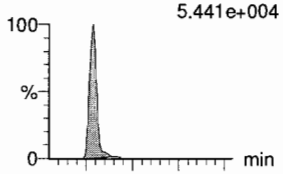

F45:MRM of 2 channels,ES-
549.1 > 99.1
3.243e+004

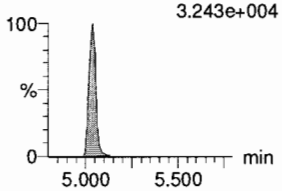

L-MeFOSAA
F48:MRM of 2 channels,ES-
570 > 419
1.869e+005

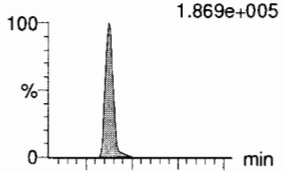

F48:MRM of 2 channels,ES-
570. > 512
6.999e+004

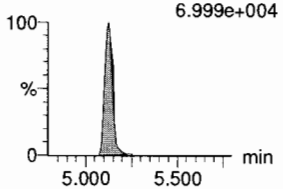

13C8-PFOSA
F34:MRM of 1 channel,ES-
506.1 > 77.7
1.275e+005

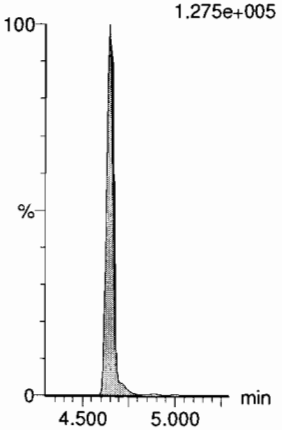

13C8-PFOS
F35:MRM of 1 channel,ES-
507.0 > 79.9
9.999e+004

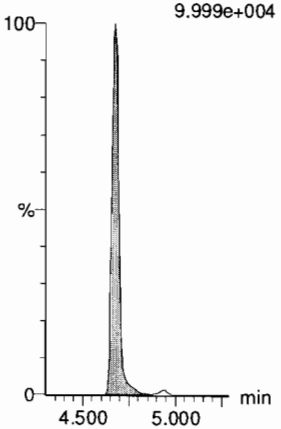

13C2-PFDA
F38:MRM of 1 channel,ES-
515.1 > 469.9
5.908e+005

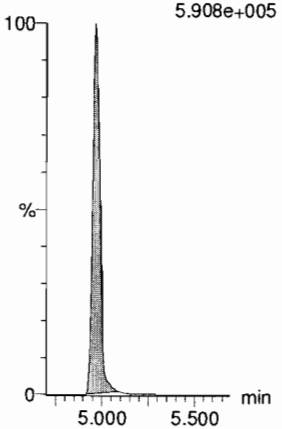

13C2-8:2 FTS
F43:MRM of 1 channel,ES-
529.1 > 508.7
8.473e+004

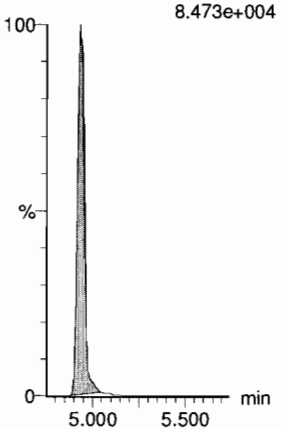

13C8-PFOS
F35:MRM of 1 channel,ES-
507.0 > 79.9
9.999e+004

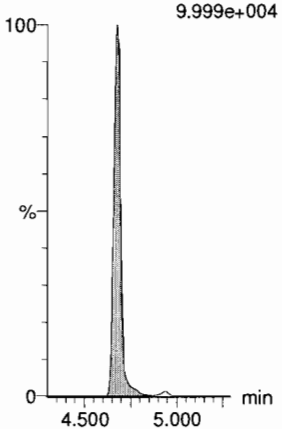

d3-N-MeFOSAA
F50:MRM of 1 channel,ES-
573.3 > 419
1.538e+005

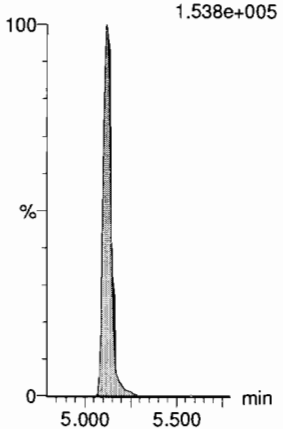

Dataset: F:\Projects\PFAS.PRO\Results\180918M2\180918M2-ICV.qld

Last Altered: Wednesday, September 19, 2018 09:59:01 Pacific Daylight Time
Printed: Wednesday, September 19, 2018 09:59:19 Pacific Daylight Time

Name: 180918M2_13, Date: 18-Sep-2018, Time: 18:29:40, ID: ICV180918M2-1 PFC ICV 18I1711, Description: PFC ICV 18I1711

L-EtFOSAA

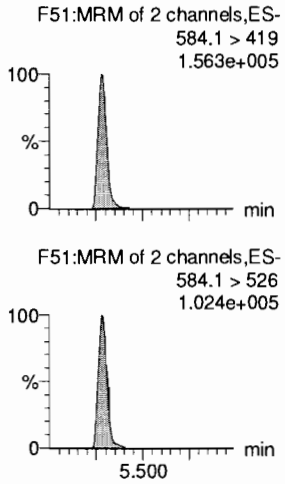

PFDoA

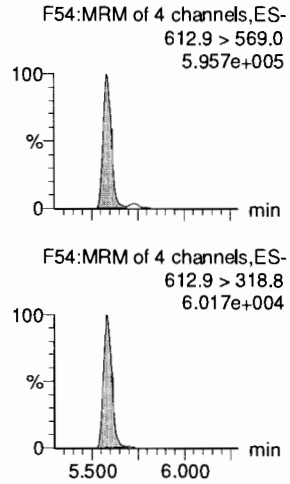

PFDS

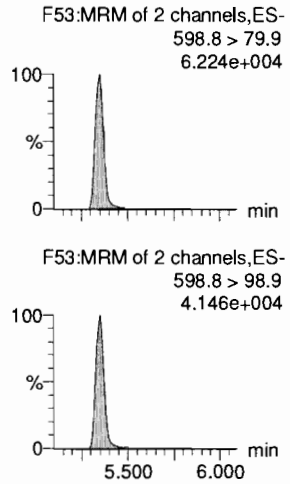

PFUdA

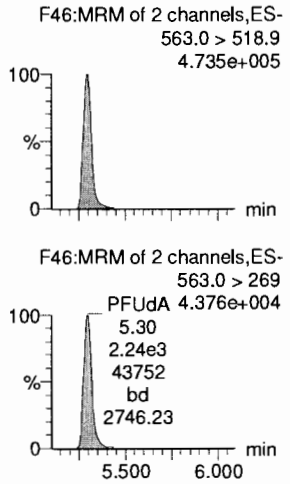

N-MeFOSA

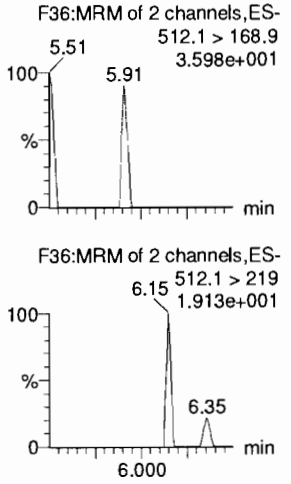

PFTrDA

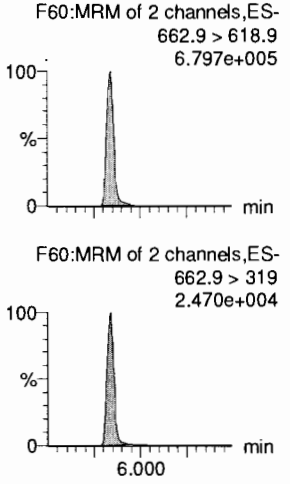

d5-N-EtFOSAA

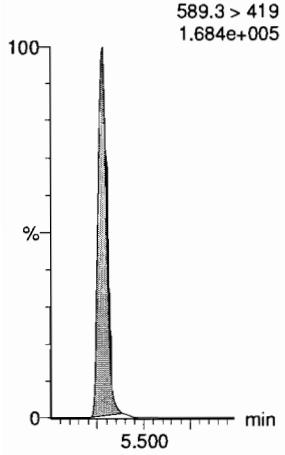

13C2-PFDoA

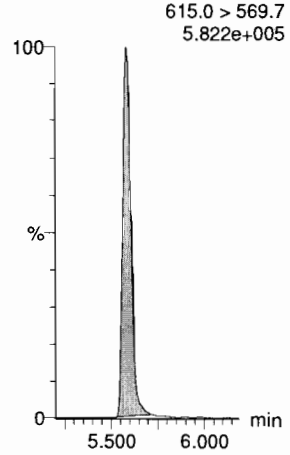

13C8-PFOS

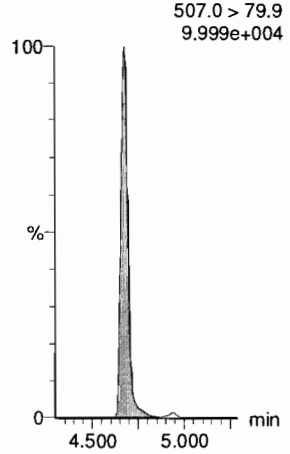

13C2-PFUdA

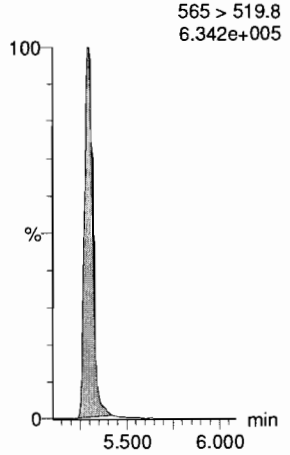

d3-N-MeFOSA

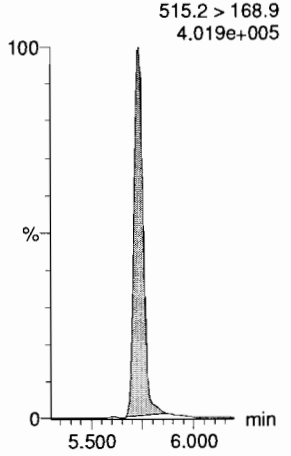

13C2-PFDoA

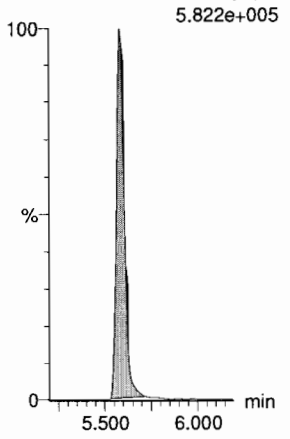

Dataset: F:\Projects\PFAS.PRO\Results\180918M2\180918M2-ICV.qld

Last Altered: Wednesday, September 19, 2018 09:59:01 Pacific Daylight Time
Printed: Wednesday, September 19, 2018 09:59:19 Pacific Daylight Time

Name: 180918M2_13, Date: 18-Sep-2018, Time: 18:29:40, ID: ICV180918M2-1 PFC ICV 18I1711, Description: PFC ICV 18I1711

PFTeDA

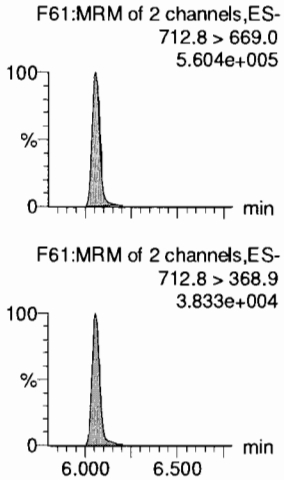

N-EtFOSA

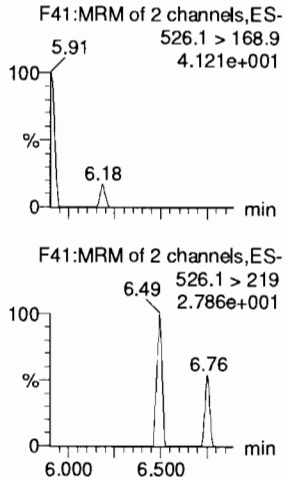

PFHxDA

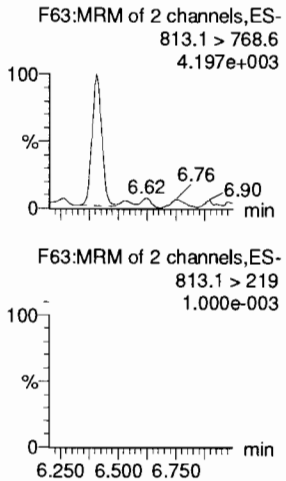

PFODA

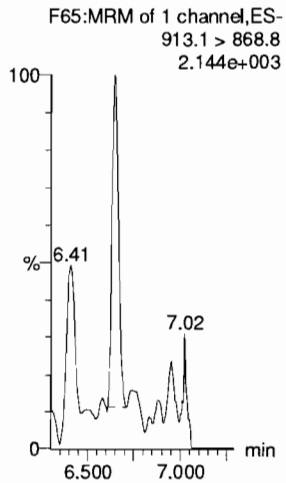

N-MeFOSE

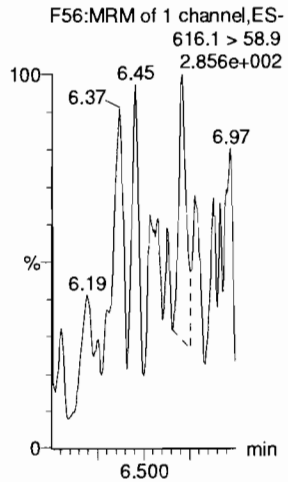

N-EtFOSE

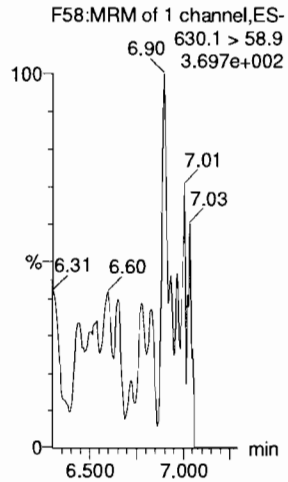

13C2-PFTeDA

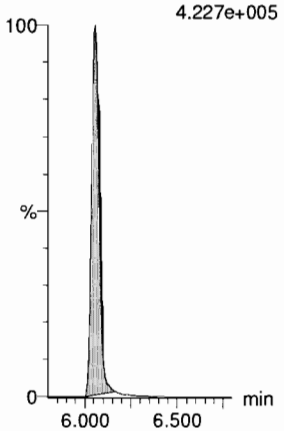

d5-N-ETFOSA

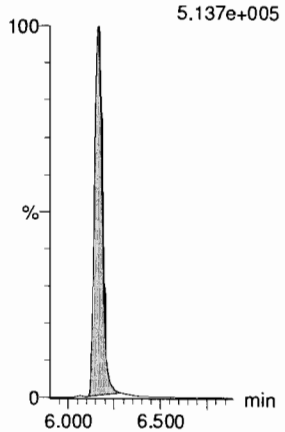

13C2-PFHxDA

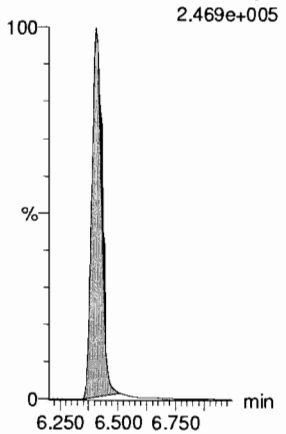

13C2-PFHxDA

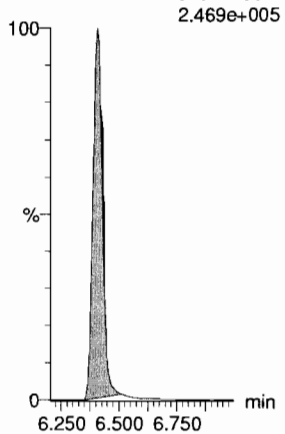

d7-N-MeFOSE

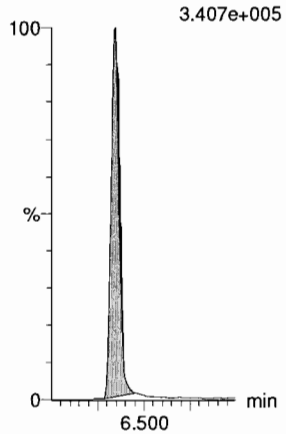

d9-N-EtFOSE

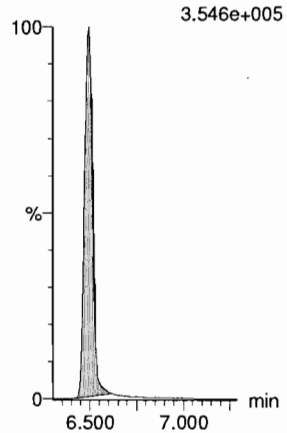

Dataset: F:\Projects\PFAS.PRO\Results\180918M2\180918M2-ICV.qld

Last Altered: Wednesday, September 19, 2018 09:59:01 Pacific Daylight Time
Printed: Wednesday, September 19, 2018 09:59:19 Pacific Daylight Time

Name: 180918M2_13, Date: 18-Sep-2018, Time: 18:29:40, ID: ICV180918M2-1 PFC ICV 18I1711, Description: PFC ICV 18I1711

13C4-PFBA

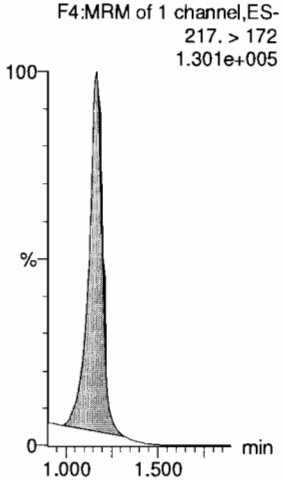

13C5-PFHxA

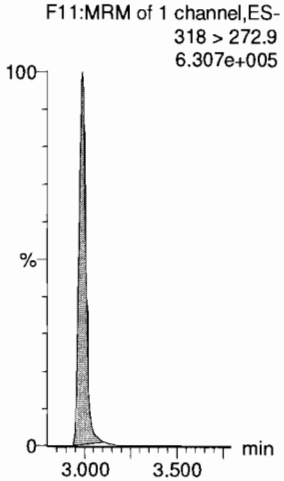

13C3-PFHxS

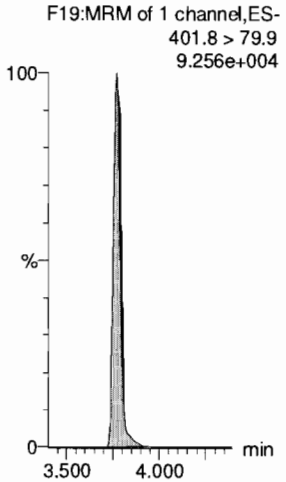

13C8-PFOA

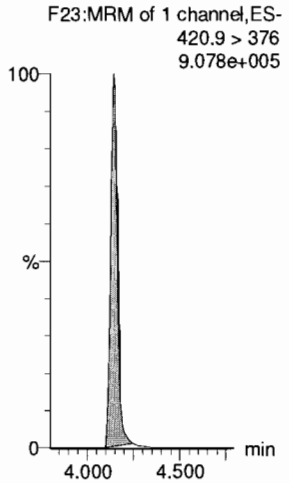

13C9-PFNA

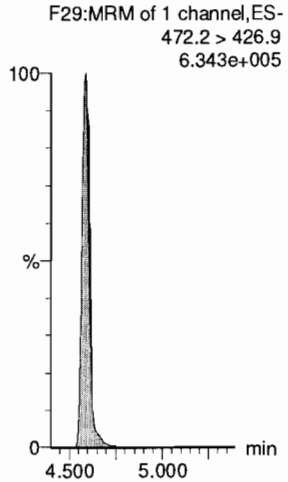

13C4-PFOS

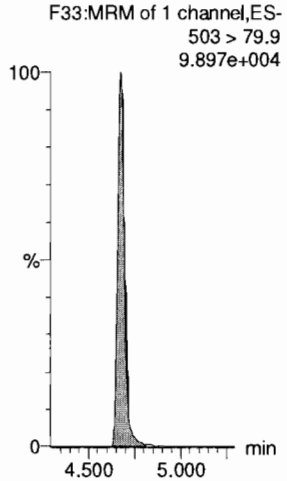

13C6-PFDA

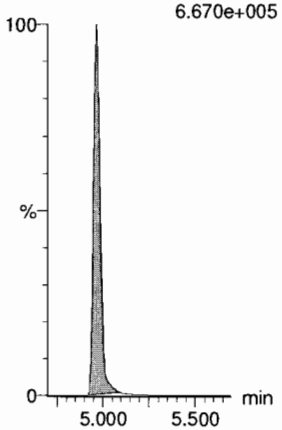

13C7-PFUdA

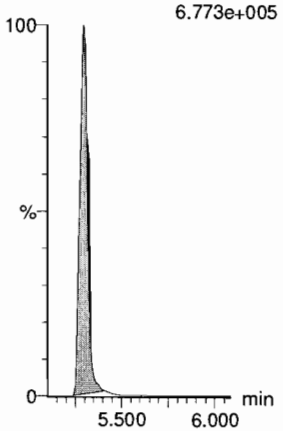

Dataset: Untitled

Last Altered: Wednesday, September 19, 2018 10:56:02 Pacific Daylight Time
Printed: Wednesday, September 19, 2018 10:56:22 Pacific Daylight Time

Method: Z:\Projects\PFAS.PRO\MethDB\PFAS_FULL_80C_091818_B.mdb 19 Sep 2018 09:27:20
Calibration: Z:\Projects\PFAS.PRO\CurveDB\C18_VAL-PFAS_Q4_09-18-18.cdb 19 Sep 2018 09:23:23

Name: 180918M2_12, Date: 18-Sep-2018, Time: 18:19:01, ID: IPA, Description: IPA

PFBA

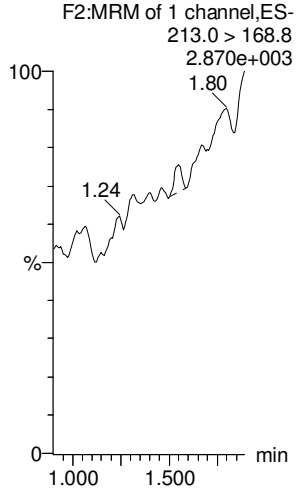

PFPeA

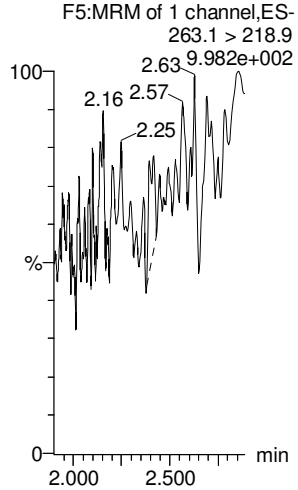

PFBS

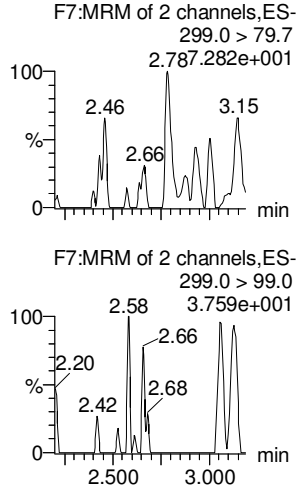

4:2 FTS

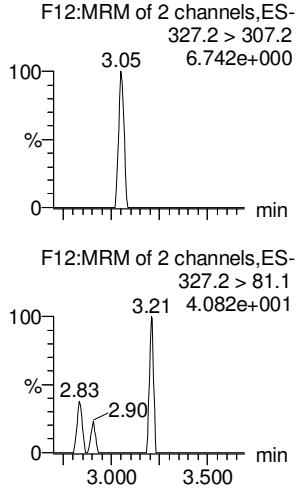

PFHxA

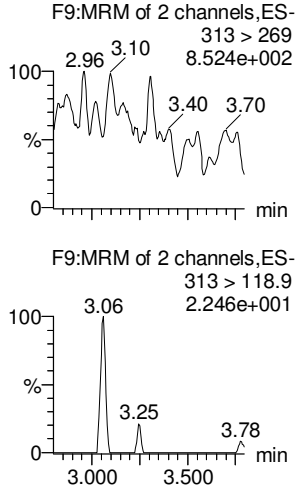

PFPeS

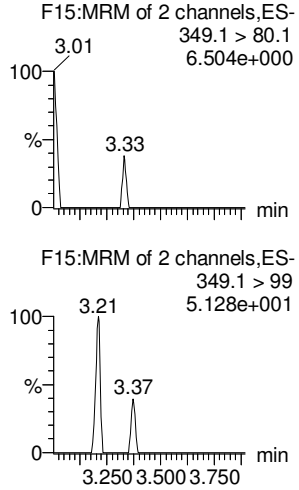

13C3-PFBA

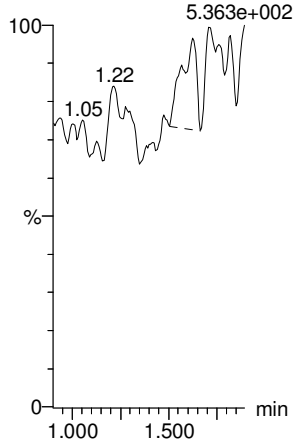

13C3-PFPeA

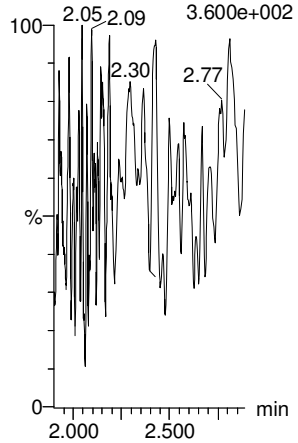

13C3-PFBS

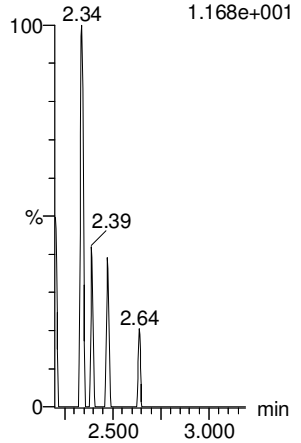

13C2-4:2 FTS

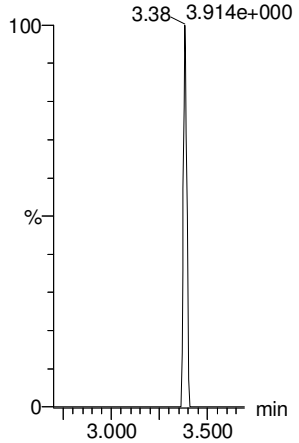

13C2-PFHxA

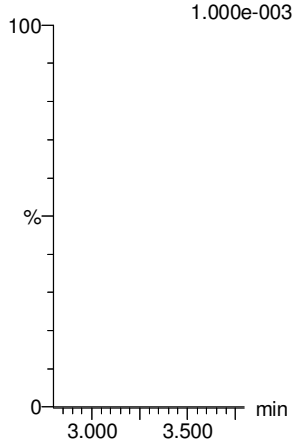

13C3-PFBS

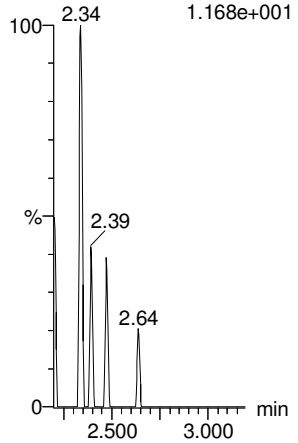

Vista Analytical Laboratory

Dataset: Untitled

Last Altered: Wednesday, September 19, 2018 10:56:02 Pacific Daylight Time
Printed: Wednesday, September 19, 2018 10:56:22 Pacific Daylight Time

Name: 180918M2_12, Date: 18-Sep-2018, Time: 18:19:01, ID: IPA, Description: IPA

6:2 FTS

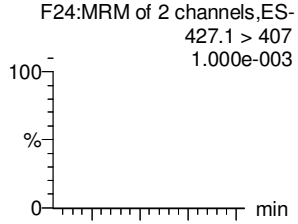

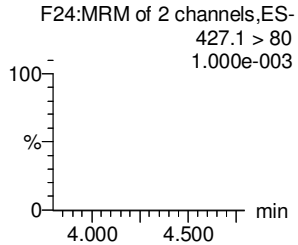

PFHpA

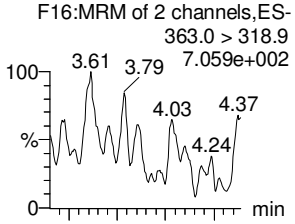

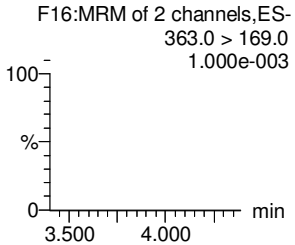

L-PFHxS

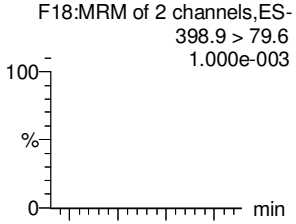

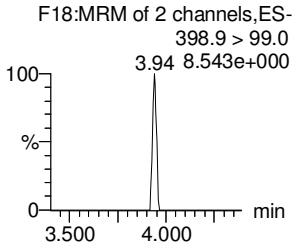

L-PFOA

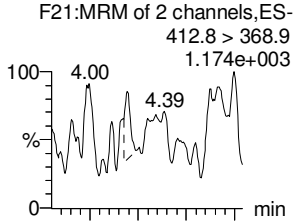

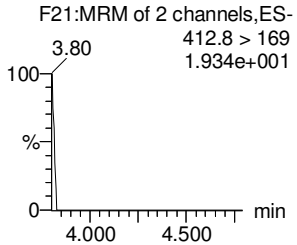

PFHpS

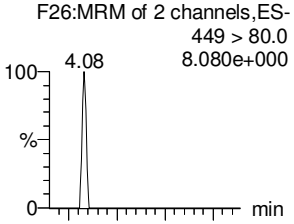

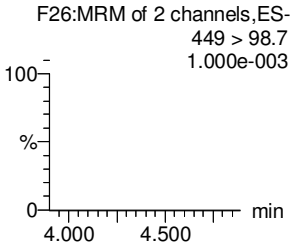

PFNA

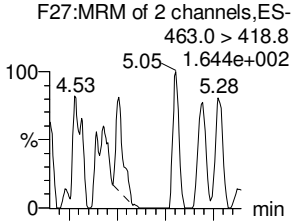

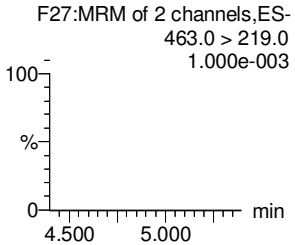

13C2-6:2 FTS

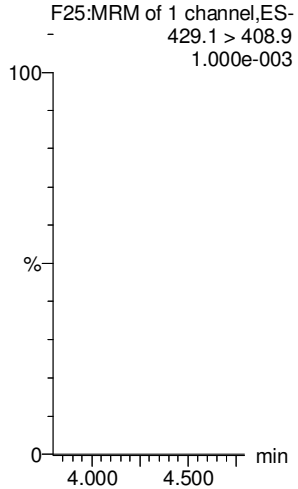

13C4-PFHpA

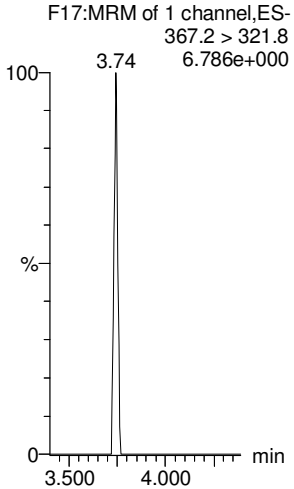

18O2-PFHxS

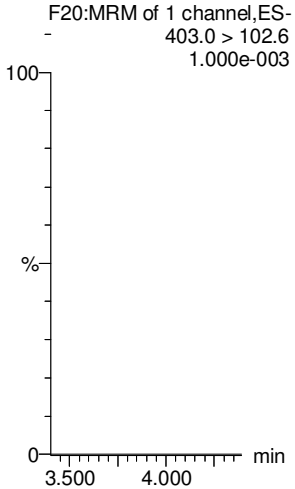

13C2-PFOA

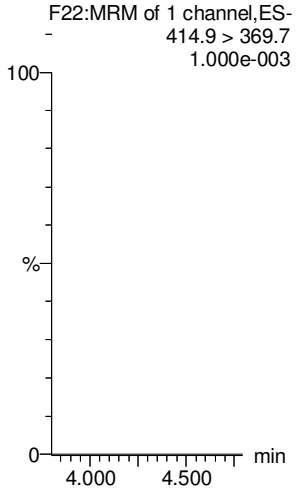

13C8-PFOS

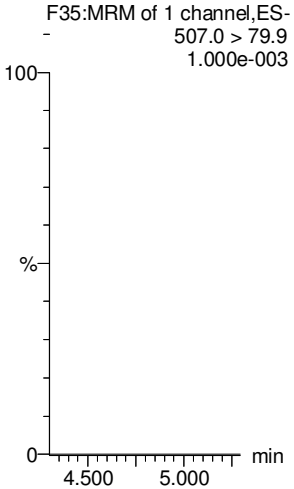

13C5-PFNA

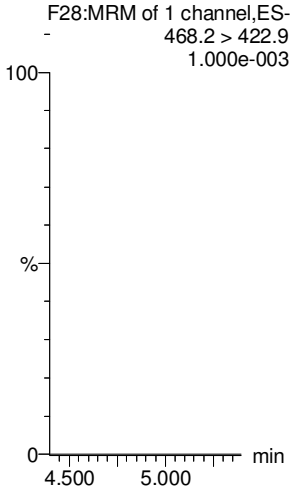

Dataset: Untitled

Last Altered: Wednesday, September 19, 2018 10:56:02 Pacific Daylight Time
Printed: Wednesday, September 19, 2018 10:56:22 Pacific Daylight Time

Name: 180918M2_12, Date: 18-Sep-2018, Time: 18:19:01, ID: IPA, Description: IPA

PFOSA

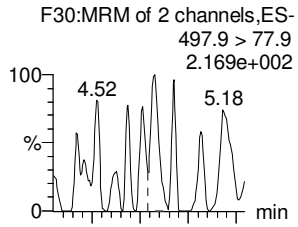

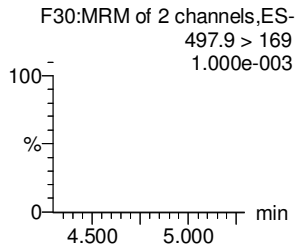

L-PFOS

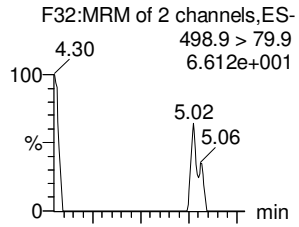

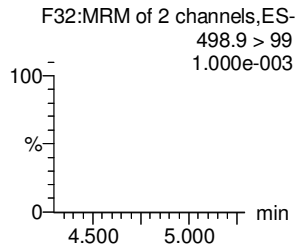

PFDA

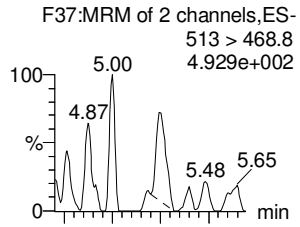

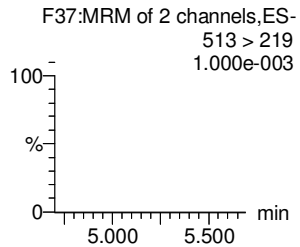

8:2 FTS

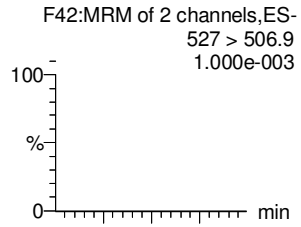

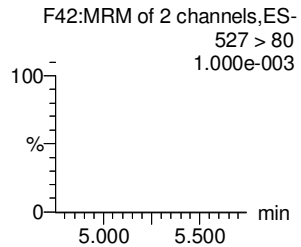

PFNS

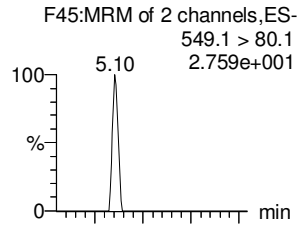

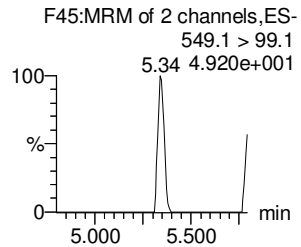

L-MeFOSAA

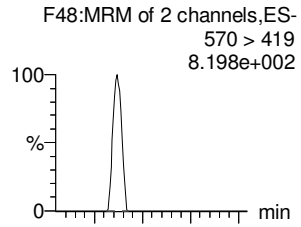

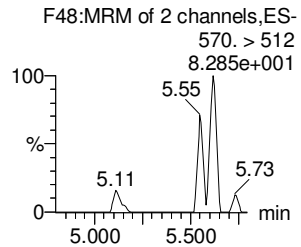

13C8-PFOSA

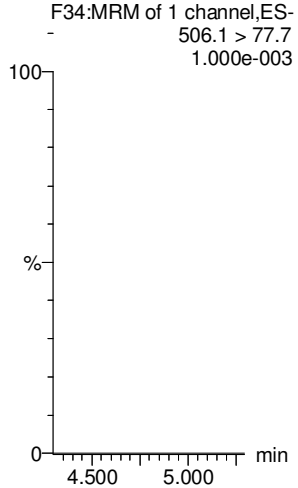

13C8-PFOS

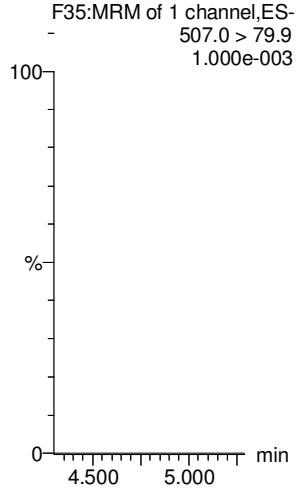

13C2-PFDA

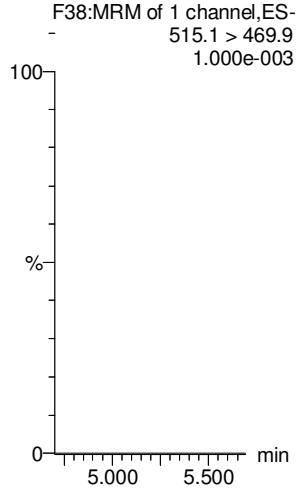

13C2-8:2 FTS

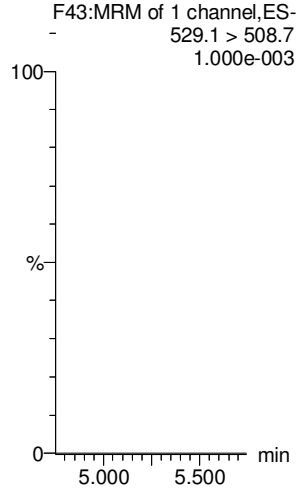

13C8-PFOS

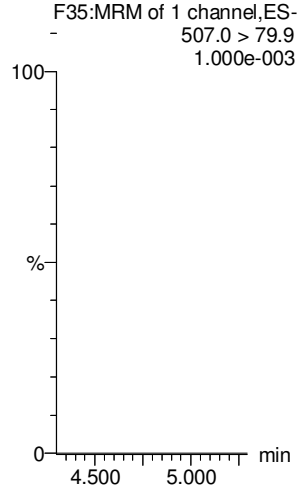

d3-N-MeFOSAA

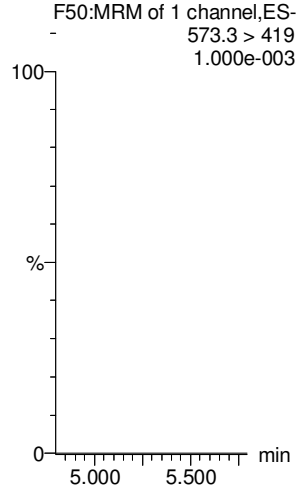

Vista Analytical Laboratory

Dataset: Untitled

Last Altered: Wednesday, September 19, 2018 10:56:02 Pacific Daylight Time
Printed: Wednesday, September 19, 2018 10:56:22 Pacific Daylight Time

Name: 180918M2_12, Date: 18-Sep-2018, Time: 18:19:01, ID: IPA, Description: IPA

L-EtFOSAA

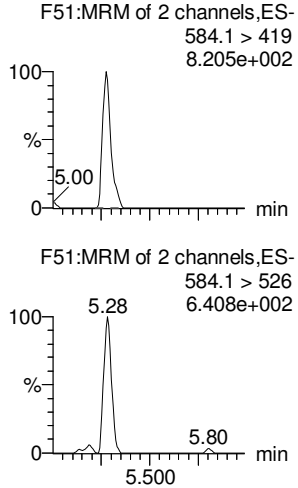

PFDoA

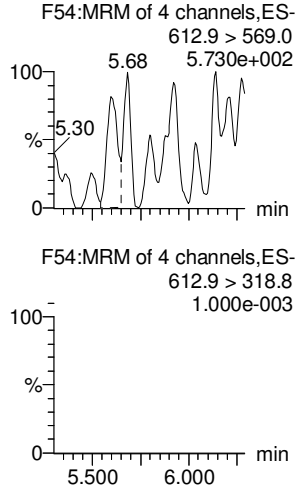

PFDS

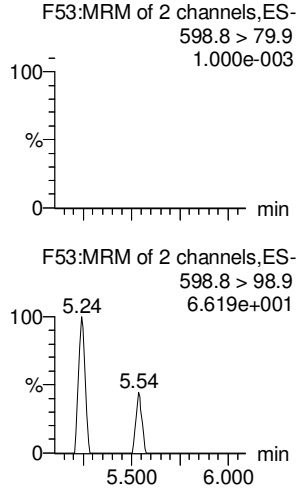

PFUdA

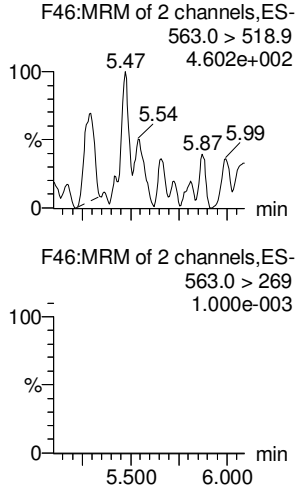

N-MeFOSA

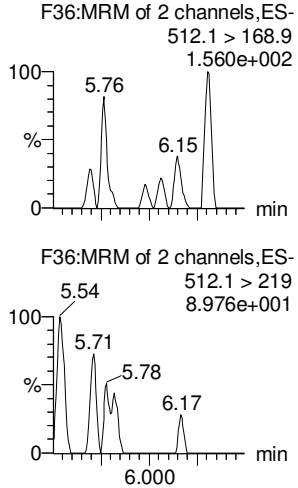

PFTrDA

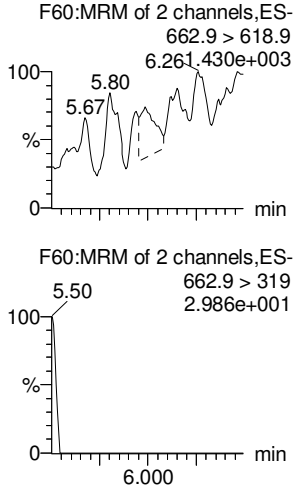

d5-N-EtFOSAA

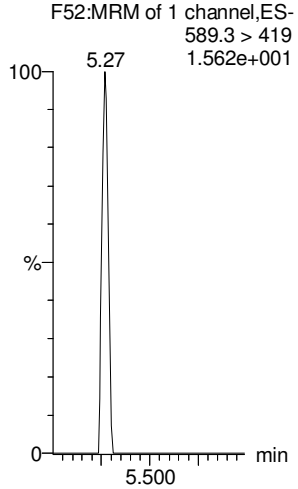

13C2-PFDoA

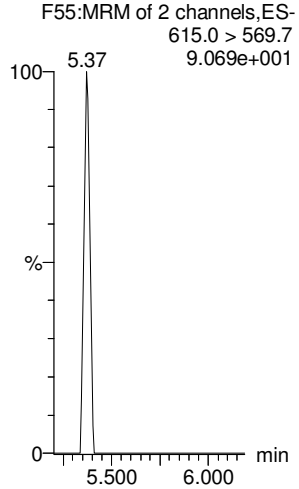

13C8-PFOS

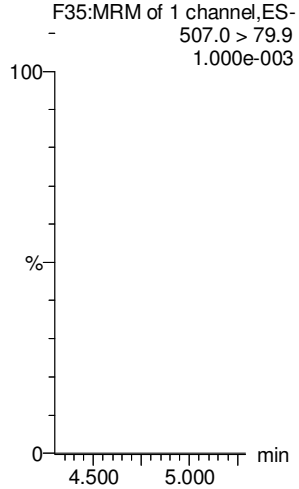

13C2-PFUdA

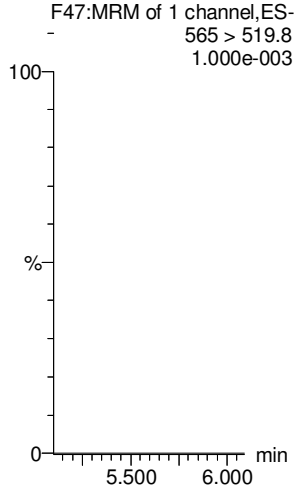

d3-N-MeFOSA

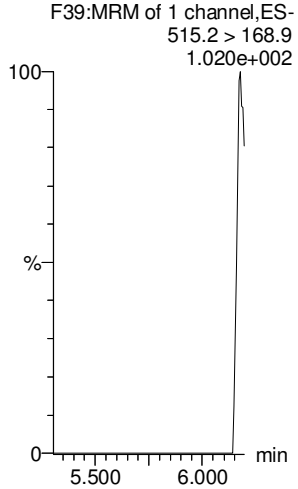

13C2-PFDoA

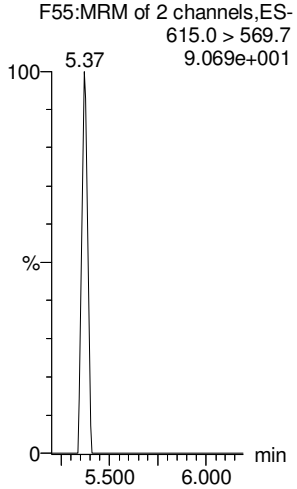

Vista Analytical Laboratory

Dataset: Untitled

Last Altered: Wednesday, September 19, 2018 10:56:02 Pacific Daylight Time
Printed: Wednesday, September 19, 2018 10:56:22 Pacific Daylight Time

Name: 180918M2_12, Date: 18-Sep-2018, Time: 18:19:01, ID: IPA, Description: IPA

PFTeDA

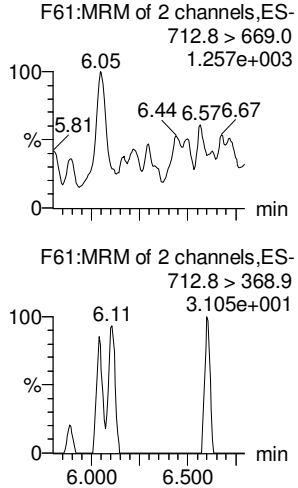

N-EtFOSA

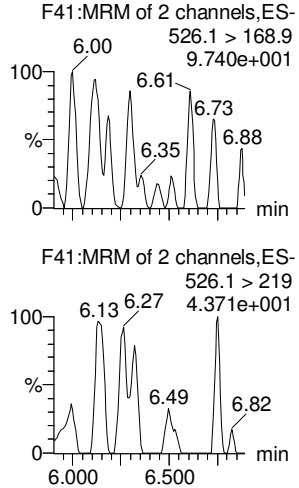

PFHxDA

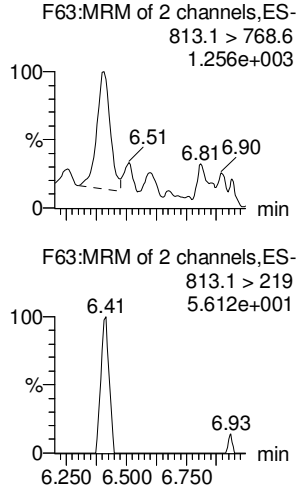

PFODA

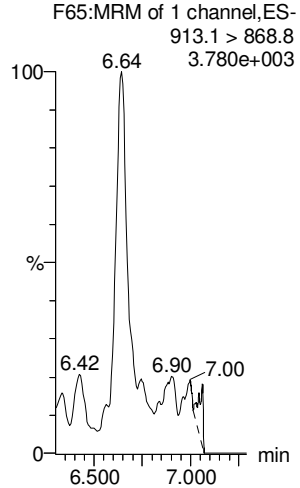

N-MeFOSE

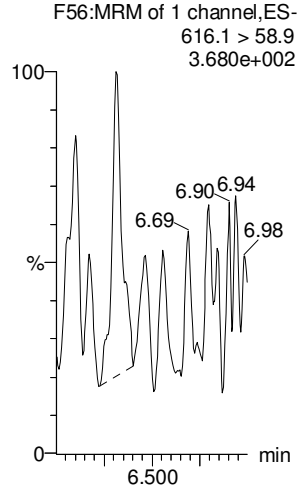

N-EtFOSE

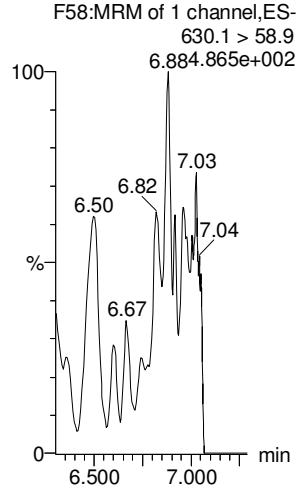

13C2-PFTeDA

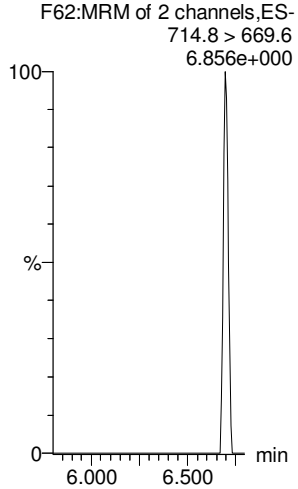

d5-N-ETFOSA

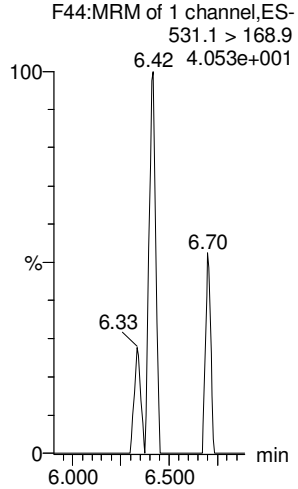

13C2-PFHxDA

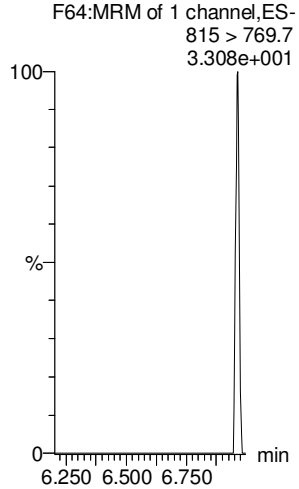

13C2-PFHxDA

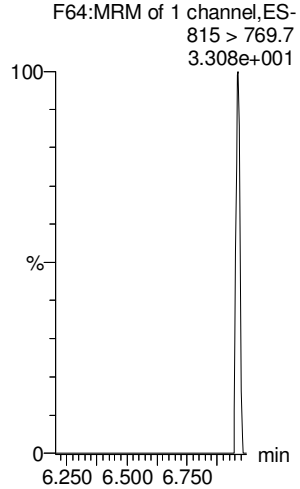

d7-N-MeFOSE

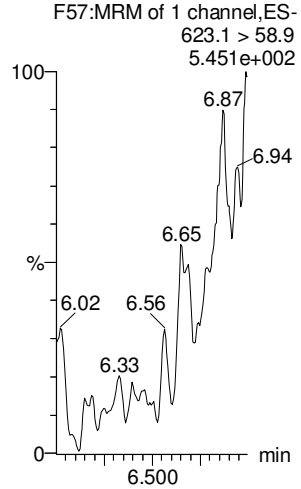

d9-N-EtFOSE

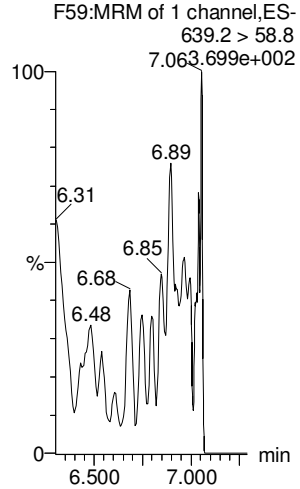

Dataset: Untitled

Last Altered: Wednesday, September 19, 2018 10:56:02 Pacific Daylight Time
Printed: Wednesday, September 19, 2018 10:56:22 Pacific Daylight Time

Name: 180918M2_12, Date: 18-Sep-2018, Time: 18:19:01, ID: IPA, Description: IPA

13C4-PFBA

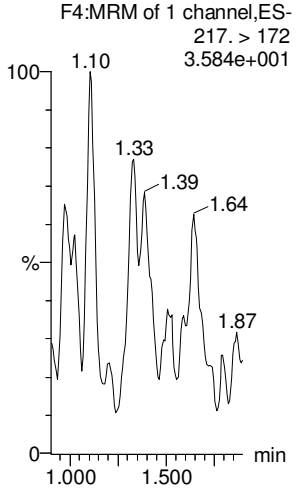

13C5-PFHxA

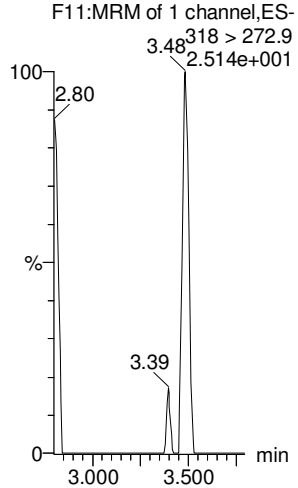

13C3-PFHxS

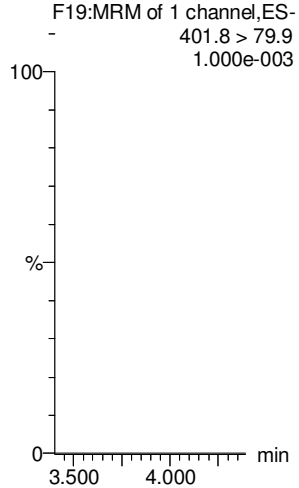

13C8-PFOA

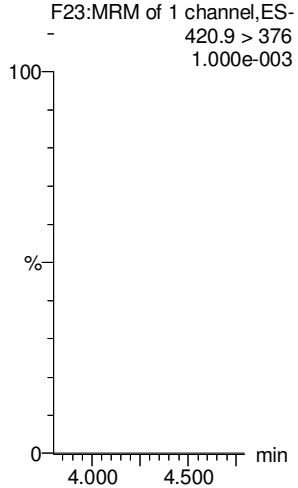

13C9-PFNA

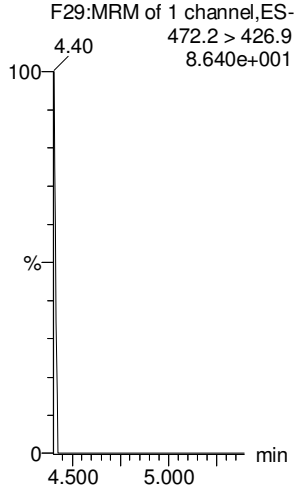

13C4-PFOS

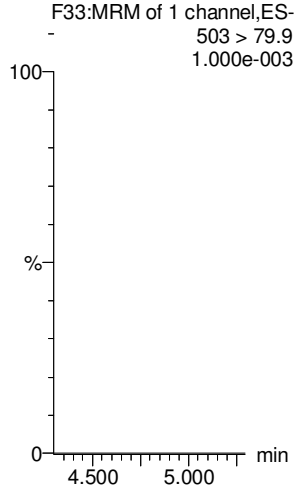

13C6-PFDA

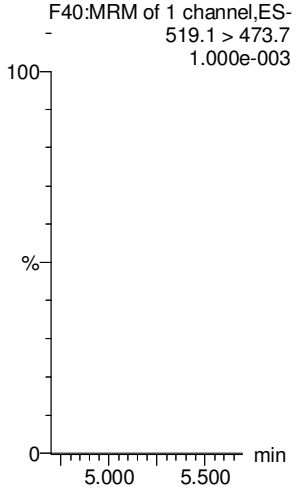

13C7-PFUdA

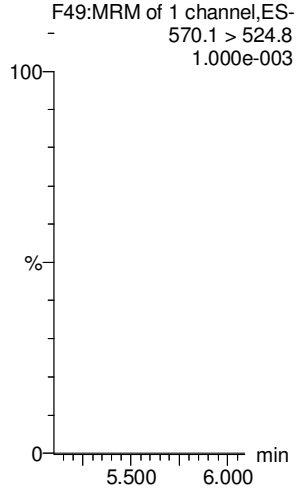

September 26, 2018

Vista Work Order No. 1802887

Ms. Maya Murshak
Merit Laboratories, Inc.
2680 East Lansing Drive
East Lansing, MI 48823

Dear Ms. Murshak,

Enclosed are the results for the sample set received at Vista Analytical Laboratory on September 05, 2018 under your Project Name 'Wurtsmith'.

Vista Analytical Laboratory is committed to serving you effectively. If you require additional information, please contact me at 916-673-1520 or by email at mmaier@vista-analytical.com.

Thank you for choosing Vista as part of your analytical support team.

Sincerely,

Martha Maier
Laboratory Director

Vista Analytical Laboratory certifies that the report herein meets all the requirements set forth by NELAP for those applicable test methods. Results relate only to the samples as received by the laboratory. This report should not be reproduced except in full without the written approval of Vista.

Vista Analytical Laboratory 1104 Windfield Way El Dorado Hills, CA 95762 ph: 916-673-1520 fx: 916-673-0106 www.vista-analytical.com

Vista Work Order No. 1802887
Case Narrative

Sample Condition on Receipt:

Nine aqueous samples were received in good condition and within the method temperature requirements. The samples were received and stored securely in accordance with Vista standard operating procedures and EPA methodology.

Analytical Notes:

PFAS Isotope Dilution Method

Samples "SW1808301600GC" and "PW1808311100GC" contained particulate and were centrifuged prior to extraction. The samples remained deeply colored after being centrifuged.

The samples were extracted and analyzed for a selected list of PFAS using the PFAS Isotope Dilution Method (Modified EPA Method 537). The results for PFHxS, PFOA, PFOS, MeFOSAA and EtFOSAA include both linear and branched isomers. Results for all other analytes include the linear isomers only.

Holding Times

The samples were extracted and analyzed within the method hold times.

Quality Control

The Initial Calibration and Continuing Calibration Verifications met the method acceptance criteria.

A Method Blank and Ongoing Precision and Recovery (OPR) sample were extracted and analyzed with the preparation batch. No analytes were detected in the Method Blank above 1/2 the LOQ. The OPR recoveries were within the method acceptance criteria.

The labeled standard recoveries outside of the acceptance criteria are listed in the table below.

QC Anomalies

LabNumber	SampleName	Analysis	Analyte	Flag	%Rec
1802887-09	FB1808311110GC	PFAS Isotope Dilution Method	13C2-PFDA	H	55.5
1802887-09	FB1808311110GC	PFAS Isotope Dilution Method	13C2-PFUnA	H	57.9

H = Recovery was outside laboratory acceptance criteria.

TABLE OF CONTENTS

Case Narrative..... 1

Table of Contents..... 3

Sample Inventory..... 4

Analytical Results..... 5

Qualifiers..... 28

Certifications..... 29

Sample Receipt..... 32

Extraction Information..... 34

Sample Data - PFAS Isotope Dilution Method..... 39

Continuing Calibration..... 162

Initial Calibration..... 195

Sample Inventory Report

Vista Sample ID	Client Sample ID	Sampled	Received	Components/Containers
1802887-01	SW1808300930GC	30-Aug-18 09:30	05-Sep-18 09:23	HDPE Bottle, 250 mL
				HDPE Bottle, 250 mL
1802887-02	PW1808301215GC	30-Aug-18 12:15	05-Sep-18 09:23	HDPE Bottle, 250 mL
				HDPE Bottle, 250 mL
1802887-03	SW1808301515GC	30-Aug-18 15:15	05-Sep-18 09:23	HDPE Bottle, 250 mL
				HDPE Bottle, 250 mL
1802887-04	FD1808301515GC	30-Aug-18 15:15	05-Sep-18 09:23	HDPE Bottle, 250 mL
				HDPE Bottle, 250 mL
1802887-05	SW1808301600GC	30-Aug-18 16:00	05-Sep-18 09:23	HDPE Bottle, 250 mL
				HDPE Bottle, 250 mL
1802887-06	SW1808310950GC	31-Aug-18 09:50	05-Sep-18 09:23	HDPE Bottle, 250 mL
				HDPE Bottle, 250 mL
1802887-07	FD1808310950GC	31-Aug-18 09:50	05-Sep-18 09:23	HDPE Bottle, 250 mL
				HDPE Bottle, 250 mL
1802887-08	PW1808311100GC	31-Aug-18 11:00	05-Sep-18 09:23	HDPE Bottle, 250 mL
				HDPE Bottle, 250 mL
1802887-09	FB1808311110GC	31-Aug-18 11:10	05-Sep-18 09:23	HDPE Bottle, 250 mL
				HDPE Bottle, 250 mL

ANALYTICAL RESULTS

Sample ID: Method Blank

PFAS Isotope Dilution Method

Client Data

Name: Merit Laboratories, Inc. Matrix: Aqueous

Project: Wurtsmith

Laboratory Data

Lab Sample: B8I0043-BLK1 Column: BEH C18

Analyte	Conc. (ng/L)	DL	LOD	LOQ	Qualifiers	Batch	Extracted	Samp Size	Analyzed	Dilution
L-PFBA	ND	1.37	2.00	4.00		B8I0043	13-Sep-18	0.250 L	25-Sep-18 20:48	1
L-PFPeA	ND	1.37	2.00	4.00		B8I0043	13-Sep-18	0.250 L	25-Sep-18 20:48	1
L-PFBS	ND	1.37	2.00	4.00		B8I0043	13-Sep-18	0.250 L	25-Sep-18 20:48	1
L-4:2 FTS	ND	1.37	2.00	4.00		B8I0043	13-Sep-18	0.250 L	25-Sep-18 20:48	1
L-PFHxA	ND	1.37	2.00	4.00		B8I0043	13-Sep-18	0.250 L	25-Sep-18 20:48	1
L-PFPeS	ND	1.37	2.00	4.00		B8I0043	13-Sep-18	0.250 L	25-Sep-18 20:48	1
L-PFHpA	ND	1.37	2.00	4.00		B8I0043	13-Sep-18	0.250 L	25-Sep-18 20:48	1
L-PFHxS	ND	1.37	2.00	4.00		B8I0043	13-Sep-18	0.250 L	25-Sep-18 20:48	1
Br-PFHxS	ND	1.37	2.00	4.00		B8I0043	13-Sep-18	0.250 L	25-Sep-18 20:48	1
Total PFHxS	ND	1.37	2.00	4.00		B8I0043	13-Sep-18	0.250 L	25-Sep-18 20:48	1
L-6:2 FTS	ND	1.37	2.00	4.00		B8I0043	13-Sep-18	0.250 L	25-Sep-18 20:48	1
L-PFOA	ND	1.37	2.00	4.00		B8I0043	13-Sep-18	0.250 L	25-Sep-18 20:48	1
Br-PFOA	ND	1.37	2.00	4.00		B8I0043	13-Sep-18	0.250 L	25-Sep-18 20:48	1
Total PFOA	ND	1.37	2.00	4.00		B8I0043	13-Sep-18	0.250 L	25-Sep-18 20:48	1
L-PFHpS	ND	1.37	2.00	4.00		B8I0043	13-Sep-18	0.250 L	25-Sep-18 20:48	1
L-PFNA	ND	1.37	2.00	4.00		B8I0043	13-Sep-18	0.250 L	25-Sep-18 20:48	1
L-PFOSA	ND	1.37	2.00	4.00		B8I0043	13-Sep-18	0.250 L	25-Sep-18 20:48	1
L-PFOS	ND	1.37	2.00	4.00		B8I0043	13-Sep-18	0.250 L	25-Sep-18 20:48	1
Br-PFOS	ND	1.37	2.00	4.00		B8I0043	13-Sep-18	0.250 L	25-Sep-18 20:48	1
Total PFOS	ND	1.37	2.00	4.00		B8I0043	13-Sep-18	0.250 L	25-Sep-18 20:48	1
L-PFDA	ND	1.37	2.00	4.00		B8I0043	13-Sep-18	0.250 L	25-Sep-18 20:48	1
L-8:2FTS	ND	1.37	2.00	4.00		B8I0043	13-Sep-18	0.250 L	25-Sep-18 20:48	1
L-PFNS	ND	1.37	2.00	4.00		B8I0043	13-Sep-18	0.250 L	25-Sep-18 20:48	1
L-MeFOSAA	ND	1.37	2.00	4.00		B8I0043	13-Sep-18	0.250 L	25-Sep-18 20:48	1
Br-MeFOSAA	ND	1.37	2.00	4.00		B8I0043	13-Sep-18	0.250 L	25-Sep-18 20:48	1
Total MeFOSAA	ND	1.37	2.00	4.00		B8I0043	13-Sep-18	0.250 L	25-Sep-18 20:48	1
L-EtFOSAA	ND	1.37	2.00	4.00		B8I0043	13-Sep-18	0.250 L	25-Sep-18 20:48	1
Br-EtFOSAA	ND	1.37	2.00	4.00		B8I0043	13-Sep-18	0.250 L	25-Sep-18 20:48	1
Total EtFOSAA	ND	1.37	2.00	4.00		B8I0043	13-Sep-18	0.250 L	25-Sep-18 20:48	1
L-PFUnA	ND	1.37	2.00	4.00		B8I0043	13-Sep-18	0.250 L	25-Sep-18 20:48	1
L-PFDS	ND	1.37	2.00	4.00		B8I0043	13-Sep-18	0.250 L	25-Sep-18 20:48	1
L-PFDoA	ND	1.37	2.00	4.00		B8I0043	13-Sep-18	0.250 L	25-Sep-18 20:48	1
L-PFTrDA	ND	1.37	2.00	4.00		B8I0043	13-Sep-18	0.250 L	25-Sep-18 20:48	1
L-PFTeDA	ND	1.37	2.00	4.00		B8I0043	13-Sep-18	0.250 L	25-Sep-18 20:48	1

Labeled Standards	Type	% Recovery	Limits	Qualifiers	Batch	Extracted	Samp Size	Analyzed	Dilution
13C3-PFBA	IS	100	60 - 130		B8I0043	13-Sep-18	0.250 L	25-Sep-18 20:48	1
13C3-PFPeA	IS	89.2	60 - 150		B8I0043	13-Sep-18	0.250 L	25-Sep-18 20:48	1
13C3-PFBS	IS	99.6	60 - 150		B8I0043	13-Sep-18	0.250 L	25-Sep-18 20:48	1

Sample ID: Method Blank

PFAS Isotope Dilution Method

Client Data

Name: Merit Laboratories, Inc.
Matrix: Aqueous
Project: Wurtsmith

Laboratory Data

Lab Sample: B8I0043-BLK1
Column: BEH C18

Labeled Standards	Type	% Recovery	Limits	Qualifiers	Batch	Extracted	Samp Size	Analyzed	Dilution
13C2-4:2 FTS	IS	97.4	40 - 150		B8I0043	13-Sep-18	0.250 L	25-Sep-18 20:48	1
13C2-PFHxA	IS	96.8	70 - 130		B8I0043	13-Sep-18	0.250 L	25-Sep-18 20:48	1
13C4-PFHpA	IS	93.3	60 - 150		B8I0043	13-Sep-18	0.250 L	25-Sep-18 20:48	1
18O2-PFHxS	IS	98.5	60 - 130		B8I0043	13-Sep-18	0.250 L	25-Sep-18 20:48	1
13C2-6:2 FTS	IS	92.9	40 - 150		B8I0043	13-Sep-18	0.250 L	25-Sep-18 20:48	1
13C2-PFOA	IS	96.5	60 - 130		B8I0043	13-Sep-18	0.250 L	25-Sep-18 20:48	1
13C5-PFNA	IS	84.1	50 - 130		B8I0043	13-Sep-18	0.250 L	25-Sep-18 20:48	1
13C8-PFOSA	IS	44.1	20 - 150		B8I0043	13-Sep-18	0.250 L	25-Sep-18 20:48	1
13C8-PFOS	IS	91.7	60 - 130		B8I0043	13-Sep-18	0.250 L	25-Sep-18 20:48	1
13C2-PFDA	IS	74.9	60 - 130		B8I0043	13-Sep-18	0.250 L	25-Sep-18 20:48	1
13C2-8:2 FTS	IS	101	40 - 150		B8I0043	13-Sep-18	0.250 L	25-Sep-18 20:48	1
d3-MeFOSAA	IS	60.6	50 - 150		B8I0043	13-Sep-18	0.250 L	25-Sep-18 20:48	1
d5-EtFOSAA	IS	68.5	50 - 150		B8I0043	13-Sep-18	0.250 L	25-Sep-18 20:48	1
13C2-PFUnA	IS	69.2	60 - 130		B8I0043	13-Sep-18	0.250 L	25-Sep-18 20:48	1
13C2-PFDoA	IS	74.5	30 - 130		B8I0043	13-Sep-18	0.250 L	25-Sep-18 20:48	1
13C2-PFTeDA	IS	84.5	20 - 150		B8I0043	13-Sep-18	0.250 L	25-Sep-18 20:48	1

DL - Detection Limit
LOD - Limit of Detection
LOQ - Limit of quantitation
Results reported to the DL.

Sample ID: OPR

PFAS Isotope Dilution Method

Client Data

Name: Merit Laboratories, Inc.
Project: Wurtsmith
Matrix: Aqueous

Laboratory Data

Lab Sample: B8I0043-BS1
Column: BEH C18

Analyte	Amt Found (ng/L)	Spike Amt	% Rec	Limits	Qualifiers	Batch	Extracted	Samp Size	Analyzed	Dilution
L-PFBA	44.0	40.0	110	70 - 130		B8I0043	13-Sep-18	0.250 L	25-Sep-18 20:37	1
L-PFPeA	41.6	40.0	104	70 - 130		B8I0043	13-Sep-18	0.250 L	25-Sep-18 20:37	1
L-PFBS	42.9	40.0	107	70 - 130		B8I0043	13-Sep-18	0.250 L	25-Sep-18 20:37	1
L-4:2 FTS	51.3	40.0	128	60 - 130		B8I0043	13-Sep-18	0.250 L	25-Sep-18 20:37	1
L-PFHxA	44.2	40.0	111	70 - 130		B8I0043	13-Sep-18	0.250 L	25-Sep-18 20:37	1
L-PFPeS	42.7	40.0	107	70 - 130		B8I0043	13-Sep-18	0.250 L	25-Sep-18 20:37	1
L-PFHpA	44.2	40.0	110	70 - 130		B8I0043	13-Sep-18	0.250 L	25-Sep-18 20:37	1
Total PFHxS	46.9	40.0	117	70 - 130		B8I0043	13-Sep-18	0.250 L	25-Sep-18 20:37	1
L-6:2 FTS	46.3	40.0	116	60 - 130		B8I0043	13-Sep-18	0.250 L	25-Sep-18 20:37	1
Total PFOA	43.2	40.0	108	70 - 130		B8I0043	13-Sep-18	0.250 L	25-Sep-18 20:37	1
L-PFHpS	44.7	40.0	112	60 - 130		B8I0043	13-Sep-18	0.250 L	25-Sep-18 20:37	1
L-PFNA	43.2	40.0	108	70 - 130		B8I0043	13-Sep-18	0.250 L	25-Sep-18 20:37	1
L-PFOSA	45.9	40.0	115	70 - 130		B8I0043	13-Sep-18	0.250 L	25-Sep-18 20:37	1
Total PFOS	43.4	40.0	109	70 - 130		B8I0043	13-Sep-18	0.250 L	25-Sep-18 20:37	1
L-PFDA	43.0	40.0	108	70 - 130		B8I0043	13-Sep-18	0.250 L	25-Sep-18 20:37	1
L-8:2FTS	46.0	40.0	115	60 - 130		B8I0043	13-Sep-18	0.250 L	25-Sep-18 20:37	1
L-PFNS	40.6	40.0	101	70 - 130		B8I0043	13-Sep-18	0.250 L	25-Sep-18 20:37	1
Total MeFOSAA	41.9	40.0	105	70 - 130		B8I0043	13-Sep-18	0.250 L	25-Sep-18 20:37	1
Total EtFOSAA	44.1	40.0	110	70 - 130		B8I0043	13-Sep-18	0.250 L	25-Sep-18 20:37	1
L-PFUnA	40.1	40.0	100	70 - 130		B8I0043	13-Sep-18	0.250 L	25-Sep-18 20:37	1
L-PFDS	40.1	40.0	100	60 - 130		B8I0043	13-Sep-18	0.250 L	25-Sep-18 20:37	1
L-PFDoA	41.7	40.0	104	70 - 130		B8I0043	13-Sep-18	0.250 L	25-Sep-18 20:37	1
L-PFTrDA	43.4	40.0	108	60 - 130		B8I0043	13-Sep-18	0.250 L	25-Sep-18 20:37	1
L-PFTeDA	42.0	40.0	105	70 - 130		B8I0043	13-Sep-18	0.250 L	25-Sep-18 20:37	1

Labeled Standards	Type	% Rec	Limits	Qualifiers	Batch	Extracted	Samp Size	Analyzed	Dilution
13C3-PFBA	IS	94.1	60- 130		B8I0043	13-Sep-18	0.250 L	25-Sep-18 20:37	1
13C3-PFPeA	IS	88.2	60- 150		B8I0043	13-Sep-18	0.250 L	25-Sep-18 20:37	1
13C3-PFBS	IS	99.7	60- 150		B8I0043	13-Sep-18	0.250 L	25-Sep-18 20:37	1
13C2-4:2 FTS	IS	91.8	40- 150		B8I0043	13-Sep-18	0.250 L	25-Sep-18 20:37	1
13C2-PFHxA	IS	92.9	70- 130		B8I0043	13-Sep-18	0.250 L	25-Sep-18 20:37	1
13C4-PFHpA	IS	93.0	60- 150		B8I0043	13-Sep-18	0.250 L	25-Sep-18 20:37	1
18O2-PFHxS	IS	90.1	60- 130		B8I0043	13-Sep-18	0.250 L	25-Sep-18 20:37	1
13C2-6:2 FTS	IS	90.0	40- 150		B8I0043	13-Sep-18	0.250 L	25-Sep-18 20:37	1
13C2-PFOA	IS	88.9	60- 130		B8I0043	13-Sep-18	0.250 L	25-Sep-18 20:37	1
13C5-PFNA	IS	81.0	50- 130		B8I0043	13-Sep-18	0.250 L	25-Sep-18 20:37	1

Sample ID: OPR

PFAS Isotope Dilution Method

Client Data

Name: Merit Laboratories, Inc.
Project: Wurtsmith
Matrix: Aqueous

Laboratory Data

Lab Sample: B8I0043-BS1
Column: BEH C18

Labeled Standards	Type	% Rec	Limits	Qualifiers	Batch	Extracted	Samp Size	Analyzed	Dilution
13C8-PFOSA	IS	38.1	20- 150		B8I0043	13-Sep-18	0.250 L	25-Sep-18 20:37	1
13C8-PFOS	IS	93.5	60- 130		B8I0043	13-Sep-18	0.250 L	25-Sep-18 20:37	1
13C2-PFDA	IS	66.0	60- 130		B8I0043	13-Sep-18	0.250 L	25-Sep-18 20:37	1
13C2-8:2 FTS	IS	88.4	40- 150		B8I0043	13-Sep-18	0.250 L	25-Sep-18 20:37	1
d3-MeFOSAA	IS	65.7	50- 150		B8I0043	13-Sep-18	0.250 L	25-Sep-18 20:37	1
d5-EtFOSAA	IS	69.1	50- 150		B8I0043	13-Sep-18	0.250 L	25-Sep-18 20:37	1
13C2-PFUnA	IS	68.2	60- 130		B8I0043	13-Sep-18	0.250 L	25-Sep-18 20:37	1
13C2-PFDoA	IS	72.5	30- 130		B8I0043	13-Sep-18	0.250 L	25-Sep-18 20:37	1
13C2-PFTeDA	IS	81.4	20- 150		B8I0043	13-Sep-18	0.250 L	25-Sep-18 20:37	1

Sample ID: SW1808300930GC

PFAS Isotope Dilution Method

Client Data

Name: Merit Laboratories, Inc.
Project: Wurtsmith
Location: SW ASR REA
Matrix: Aqueous
Date Collected: 30-Aug-18 09:30

Laboratory Data

Lab Sample: 1802887-01
Date Received: 05-Sep-18 09:23
Column: BEH C18

Analyte	Conc. (ng/L)	DL	LOD	LOQ	Qualifiers	Batch	Extracted	Samp Size	Analyzed	Dilution
L-PFBA	ND	1.44	2.11	4.22		B8I0043	13-Sep-18	0.237 L	25-Sep-18 20:58	1
L-PFPeA	ND	1.44	2.11	4.22		B8I0043	13-Sep-18	0.237 L	25-Sep-18 20:58	1
L-PFBS	ND	1.44	2.11	4.22		B8I0043	13-Sep-18	0.237 L	25-Sep-18 20:58	1
L-4:2 FTS	ND	1.44	2.11	4.22		B8I0043	13-Sep-18	0.237 L	25-Sep-18 20:58	1
L-PFHxA	ND	1.44	2.11	4.22		B8I0043	13-Sep-18	0.237 L	25-Sep-18 20:58	1
L-PFPeS	ND	1.44	2.11	4.22		B8I0043	13-Sep-18	0.237 L	25-Sep-18 20:58	1
L-PFHpA	ND	1.44	2.11	4.22		B8I0043	13-Sep-18	0.237 L	25-Sep-18 20:58	1
L-PFHxS	ND	1.44	2.11	4.22		B8I0043	13-Sep-18	0.237 L	25-Sep-18 20:58	1
Br-PFHxS	ND	1.44	2.11	4.22		B8I0043	13-Sep-18	0.237 L	25-Sep-18 20:58	1
Total PFHxS	ND	1.44	2.11	4.22		B8I0043	13-Sep-18	0.237 L	25-Sep-18 20:58	1
L-6:2 FTS	ND	1.44	2.11	4.22		B8I0043	13-Sep-18	0.237 L	25-Sep-18 20:58	1
L-PFOA	ND	1.44	2.11	4.22		B8I0043	13-Sep-18	0.237 L	25-Sep-18 20:58	1
Br-PFOA	ND	1.44	2.11	4.22		B8I0043	13-Sep-18	0.237 L	25-Sep-18 20:58	1
Total PFOA	ND	1.44	2.11	4.22		B8I0043	13-Sep-18	0.237 L	25-Sep-18 20:58	1
L-PFHpS	ND	1.44	2.11	4.22		B8I0043	13-Sep-18	0.237 L	25-Sep-18 20:58	1
L-PFNA	ND	1.44	2.11	4.22		B8I0043	13-Sep-18	0.237 L	25-Sep-18 20:58	1
L-PFOSA	ND	1.44	2.11	4.22		B8I0043	13-Sep-18	0.237 L	25-Sep-18 20:58	1
L-PFOS	ND	1.44	2.11	4.22		B8I0043	13-Sep-18	0.237 L	25-Sep-18 20:58	1
Br-PFOS	ND	1.44	2.11	4.22		B8I0043	13-Sep-18	0.237 L	25-Sep-18 20:58	1
Total PFOS	ND	1.44	2.11	4.22		B8I0043	13-Sep-18	0.237 L	25-Sep-18 20:58	1
L-PFDA	ND	1.44	2.11	4.22		B8I0043	13-Sep-18	0.237 L	25-Sep-18 20:58	1
L-8:2FTS	ND	1.44	2.11	4.22		B8I0043	13-Sep-18	0.237 L	25-Sep-18 20:58	1
L-PFNS	ND	1.44	2.11	4.22		B8I0043	13-Sep-18	0.237 L	25-Sep-18 20:58	1
L-MeFOSAA	ND	1.44	2.11	4.22		B8I0043	13-Sep-18	0.237 L	25-Sep-18 20:58	1
Br-MeFOSAA	ND	1.44	2.11	4.22		B8I0043	13-Sep-18	0.237 L	25-Sep-18 20:58	1
Total MeFOSAA	ND	1.44	2.11	4.22		B8I0043	13-Sep-18	0.237 L	25-Sep-18 20:58	1
L-EtFOSAA	ND	1.44	2.11	4.22		B8I0043	13-Sep-18	0.237 L	25-Sep-18 20:58	1
Br-EtFOSAA	ND	1.44	2.11	4.22		B8I0043	13-Sep-18	0.237 L	25-Sep-18 20:58	1
Total EtFOSAA	ND	1.44	2.11	4.22		B8I0043	13-Sep-18	0.237 L	25-Sep-18 20:58	1
L-PFUnA	ND	1.44	2.11	4.22		B8I0043	13-Sep-18	0.237 L	25-Sep-18 20:58	1
L-PFDS	ND	1.44	2.11	4.22		B8I0043	13-Sep-18	0.237 L	25-Sep-18 20:58	1
L-PFDoA	ND	1.44	2.11	4.22		B8I0043	13-Sep-18	0.237 L	25-Sep-18 20:58	1
L-PFTrDA	ND	1.44	2.11	4.22		B8I0043	13-Sep-18	0.237 L	25-Sep-18 20:58	1
L-PFTeDA	ND	1.44	2.11	4.22		B8I0043	13-Sep-18	0.237 L	25-Sep-18 20:58	1

Labeled Standards	Type	% Recovery	Limits	Qualifiers	Batch	Extracted	Samp Size	Analyzed	Dilution
13C3-PFBA	IS	96.6	60 - 130		B8I0043	13-Sep-18	0.237 L	25-Sep-18 20:58	1
13C3-PFPeA	IS	87.4	60 - 150		B8I0043	13-Sep-18	0.237 L	25-Sep-18 20:58	1
13C3-PFBS	IS	102	60 - 150		B8I0043	13-Sep-18	0.237 L	25-Sep-18 20:58	1

Sample ID: SW1808300930GC

PFAS Isotope Dilution Method

Client Data

Name: Merit Laboratories, Inc.
Project: Wurtsmith
Location: SW ASR REA
Matrix: Aqueous
Date Collected: 30-Aug-18 09:30

Laboratory Data

Lab Sample: 1802887-01
Date Received: 05-Sep-18 09:23
Column: BEH C18

Labeled Standards	Type	% Recovery	Limits	Qualifiers	Batch	Extracted	Samp Size	Analyzed	Dilution
13C2-4:2 FTS	IS	105	40 - 150		B8I0043	13-Sep-18	0.237 L	25-Sep-18 20:58	1
13C2-PFHxA	IS	92.2	70 - 130		B8I0043	13-Sep-18	0.237 L	25-Sep-18 20:58	1
13C4-PFHpA	IS	89.9	60 - 150		B8I0043	13-Sep-18	0.237 L	25-Sep-18 20:58	1
18O2-PFHxS	IS	97.9	60 - 130		B8I0043	13-Sep-18	0.237 L	25-Sep-18 20:58	1
13C2-6:2 FTS	IS	99.7	40 - 150		B8I0043	13-Sep-18	0.237 L	25-Sep-18 20:58	1
13C2-PFOA	IS	85.2	60 - 130		B8I0043	13-Sep-18	0.237 L	25-Sep-18 20:58	1
13C5-PFNA	IS	83.1	50 - 130		B8I0043	13-Sep-18	0.237 L	25-Sep-18 20:58	1
13C8-PFOSA	IS	34.9	20 - 150		B8I0043	13-Sep-18	0.237 L	25-Sep-18 20:58	1
13C8-PFOS	IS	100	60 - 130		B8I0043	13-Sep-18	0.237 L	25-Sep-18 20:58	1
13C2-PFDA	IS	73.4	60 - 130		B8I0043	13-Sep-18	0.237 L	25-Sep-18 20:58	1
13C2-8:2 FTS	IS	92.2	40 - 150		B8I0043	13-Sep-18	0.237 L	25-Sep-18 20:58	1
d3-MeFOSAA	IS	81.8	50 - 150		B8I0043	13-Sep-18	0.237 L	25-Sep-18 20:58	1
d5-EtFOSAA	IS	92.4	50 - 150		B8I0043	13-Sep-18	0.237 L	25-Sep-18 20:58	1
13C2-PFUnA	IS	82.0	60 - 130		B8I0043	13-Sep-18	0.237 L	25-Sep-18 20:58	1
13C2-PFDoA	IS	89.8	30 - 130		B8I0043	13-Sep-18	0.237 L	25-Sep-18 20:58	1
13C2-PFTeDA	IS	94.5	20 - 150		B8I0043	13-Sep-18	0.237 L	25-Sep-18 20:58	1

DL - Detection Limit
LOD - Limit of Detection
LOQ - Limit of quantitation
Results reported to the DL.

Sample ID: PW1808301215GC

PFAS Isotope Dilution Method

Client Data

Name: Merit Laboratories, Inc.
Project: Wurtsmith
Location: PW VEL 15
Matrix: Aqueous
Date Collected: 30-Aug-18 12:15

Laboratory Data

Lab Sample: 1802887-02
Date Received: 05-Sep-18 09:23
Column: BEH C18

Analyte	Conc. (ng/L)	DL	LOD	LOQ	Qualifiers	Batch	Extracted	Samp Size	Analyzed	Dilution
L-PFBA	2.47	1.55	2.26	4.52	J	B8I0043	13-Sep-18	0.221 L	25-Sep-18 21:30	1
L-PFPeA	ND	1.55	2.26	4.52		B8I0043	13-Sep-18	0.221 L	25-Sep-18 21:30	1
L-PFBS	ND	1.55	2.26	4.52		B8I0043	13-Sep-18	0.221 L	25-Sep-18 21:30	1
L-4:2 FTS	ND	1.55	2.26	4.52		B8I0043	13-Sep-18	0.221 L	25-Sep-18 21:30	1
L-PFHxA	ND	1.55	2.26	4.52		B8I0043	13-Sep-18	0.221 L	25-Sep-18 21:30	1
L-PFPeS	ND	1.55	2.26	4.52		B8I0043	13-Sep-18	0.221 L	25-Sep-18 21:30	1
L-PFHpA	ND	1.55	2.26	4.52		B8I0043	13-Sep-18	0.221 L	25-Sep-18 21:30	1
L-PFHxS	4.87	1.55	2.26	4.52		B8I0043	13-Sep-18	0.221 L	25-Sep-18 21:30	1
Br-PFHxS	ND	1.55	2.26	4.52		B8I0043	13-Sep-18	0.221 L	25-Sep-18 21:30	1
Total PFHxS	5.57	1.55	2.26	4.52		B8I0043	13-Sep-18	0.221 L	25-Sep-18 21:30	1
L-6:2 FTS	ND	1.55	2.26	4.52		B8I0043	13-Sep-18	0.221 L	25-Sep-18 21:30	1
L-PFOA	ND	1.55	2.26	4.52		B8I0043	13-Sep-18	0.221 L	25-Sep-18 21:30	1
Br-PFOA	ND	1.55	2.26	4.52		B8I0043	13-Sep-18	0.221 L	25-Sep-18 21:30	1
Total PFOA	ND	1.55	2.26	4.52		B8I0043	13-Sep-18	0.221 L	25-Sep-18 21:30	1
L-PFHpS	ND	1.55	2.26	4.52		B8I0043	13-Sep-18	0.221 L	25-Sep-18 21:30	1
L-PFNA	ND	1.55	2.26	4.52		B8I0043	13-Sep-18	0.221 L	25-Sep-18 21:30	1
L-PFOSA	ND	1.55	2.26	4.52		B8I0043	13-Sep-18	0.221 L	25-Sep-18 21:30	1
L-PFOS	33.7	1.55	2.26	4.52		B8I0043	13-Sep-18	0.221 L	25-Sep-18 21:30	1
Br-PFOS	5.03	1.55	2.26	4.52		B8I0043	13-Sep-18	0.221 L	25-Sep-18 21:30	1
Total PFOS	38.7	1.55	2.26	4.52		B8I0043	13-Sep-18	0.221 L	25-Sep-18 21:30	1
L-PFDA	ND	1.55	2.26	4.52		B8I0043	13-Sep-18	0.221 L	25-Sep-18 21:30	1
L-8:2FTS	ND	1.55	2.26	4.52		B8I0043	13-Sep-18	0.221 L	25-Sep-18 21:30	1
L-PFNS	ND	1.55	2.26	4.52		B8I0043	13-Sep-18	0.221 L	25-Sep-18 21:30	1
L-MeFOSAA	ND	1.55	2.26	4.52		B8I0043	13-Sep-18	0.221 L	25-Sep-18 21:30	1
Br-MeFOSAA	ND	1.55	2.26	4.52		B8I0043	13-Sep-18	0.221 L	25-Sep-18 21:30	1
Total MeFOSAA	ND	1.55	2.26	4.52		B8I0043	13-Sep-18	0.221 L	25-Sep-18 21:30	1
L-EtFOSAA	ND	1.55	2.26	4.52		B8I0043	13-Sep-18	0.221 L	25-Sep-18 21:30	1
Br-EtFOSAA	ND	1.55	2.26	4.52		B8I0043	13-Sep-18	0.221 L	25-Sep-18 21:30	1
Total EtFOSAA	ND	1.55	2.26	4.52		B8I0043	13-Sep-18	0.221 L	25-Sep-18 21:30	1
L-PFUnA	ND	1.55	2.26	4.52		B8I0043	13-Sep-18	0.221 L	25-Sep-18 21:30	1
L-PFDS	ND	1.55	2.26	4.52		B8I0043	13-Sep-18	0.221 L	25-Sep-18 21:30	1
L-PFDoA	ND	1.55	2.26	4.52		B8I0043	13-Sep-18	0.221 L	25-Sep-18 21:30	1
L-PFTrDA	ND	1.55	2.26	4.52		B8I0043	13-Sep-18	0.221 L	25-Sep-18 21:30	1
L-PFTeDA	ND	1.55	2.26	4.52		B8I0043	13-Sep-18	0.221 L	25-Sep-18 21:30	1

Labeled Standards	Type	% Recovery	Limits	Qualifiers	Batch	Extracted	Samp Size	Analyzed	Dilution
13C3-PFBA	IS	100	60 - 130		B8I0043	13-Sep-18	0.221 L	25-Sep-18 21:30	1
13C3-PFPeA	IS	89.7	60 - 150		B8I0043	13-Sep-18	0.221 L	25-Sep-18 21:30	1
13C3-PFBS	IS	99.3	60 - 150		B8I0043	13-Sep-18	0.221 L	25-Sep-18 21:30	1

Sample ID: PW1808301215GC

PFAS Isotope Dilution Method

Client Data

Name: Merit Laboratories, Inc.
Project: Wurtsmith
Location: PW VEL 15
Matrix: Aqueous
Date Collected: 30-Aug-18 12:15

Laboratory Data

Lab Sample: 1802887-02
Date Received: 05-Sep-18 09:23
Column: BEH C18

Labeled Standards	Type	% Recovery	Limits	Qualifiers	Batch	Extracted	Samp Size	Analyzed	Dilution
13C2-4:2 FTS	IS	105	40 - 150		B8I0043	13-Sep-18	0.221 L	25-Sep-18 21:30	1
13C2-PFHxA	IS	94.2	70 - 130		B8I0043	13-Sep-18	0.221 L	25-Sep-18 21:30	1
13C4-PFHpA	IS	99.8	60 - 150		B8I0043	13-Sep-18	0.221 L	25-Sep-18 21:30	1
18O2-PFHxS	IS	102	60 - 130		B8I0043	13-Sep-18	0.221 L	25-Sep-18 21:30	1
13C2-6:2 FTS	IS	109	40 - 150		B8I0043	13-Sep-18	0.221 L	25-Sep-18 21:30	1
13C2-PFOA	IS	96.7	60 - 130		B8I0043	13-Sep-18	0.221 L	25-Sep-18 21:30	1
13C5-PFNA	IS	93.5	50 - 130		B8I0043	13-Sep-18	0.221 L	25-Sep-18 21:30	1
13C8-PFOSA	IS	60.0	20 - 150		B8I0043	13-Sep-18	0.221 L	25-Sep-18 21:30	1
13C8-PFOS	IS	101	60 - 130		B8I0043	13-Sep-18	0.221 L	25-Sep-18 21:30	1
13C2-PFDA	IS	84.9	60 - 130		B8I0043	13-Sep-18	0.221 L	25-Sep-18 21:30	1
13C2-8:2 FTS	IS	101	40 - 150		B8I0043	13-Sep-18	0.221 L	25-Sep-18 21:30	1
d3-MeFOSAA	IS	89.6	50 - 150		B8I0043	13-Sep-18	0.221 L	25-Sep-18 21:30	1
d5-EtFOSAA	IS	89.7	50 - 150		B8I0043	13-Sep-18	0.221 L	25-Sep-18 21:30	1
13C2-PFUnA	IS	91.1	60 - 130		B8I0043	13-Sep-18	0.221 L	25-Sep-18 21:30	1
13C2-PFDoA	IS	95.2	30 - 130		B8I0043	13-Sep-18	0.221 L	25-Sep-18 21:30	1
13C2-PFTeDA	IS	99.9	20 - 150		B8I0043	13-Sep-18	0.221 L	25-Sep-18 21:30	1

DL - Detection Limit
LOD - Limit of Detection
LOQ - Limit of quantitation
Results reported to the DL.

Sample ID: SW1808301515GC

PFAS Isotope Dilution Method

Client Data

Name: Merit Laboratories, Inc.
Project: Wurtsmith
Location: SW CM P23D
Matrix: Aqueous
Date Collected: 30-Aug-18 15:15

Laboratory Data

Lab Sample: 1802887-03
Date Received: 05-Sep-18 09:23
Column: BEH C18

Analyte	Conc. (ng/L)	DL	LOD	LOQ	Qualifiers	Batch	Extracted	Samp Size	Analyzed	Dilution
L-PFBA	16.6	1.52	2.22	4.44		B8I0043	13-Sep-18	0.225 L	25-Sep-18 21:41	1
L-PFPeA	48.7	1.52	2.22	4.44		B8I0043	13-Sep-18	0.225 L	25-Sep-18 21:41	1
L-PFBS	ND	1.52	2.22	4.44		B8I0043	13-Sep-18	0.225 L	25-Sep-18 21:41	1
L-4:2 FTS	1.73	1.52	2.22	4.44	J	B8I0043	13-Sep-18	0.225 L	25-Sep-18 21:41	1
L-PFHxA	38.1	1.52	2.22	4.44		B8I0043	13-Sep-18	0.225 L	25-Sep-18 21:41	1
L-PFPeS	2.24	1.52	2.22	4.44	J	B8I0043	13-Sep-18	0.225 L	25-Sep-18 21:41	1
L-PFHpA	11.4	1.52	2.22	4.44		B8I0043	13-Sep-18	0.225 L	25-Sep-18 21:41	1
L-PFHxS	138	1.52	2.22	4.44		B8I0043	13-Sep-18	0.225 L	25-Sep-18 21:41	1
Br-PFHxS	15.3	1.52	2.22	4.44		B8I0043	13-Sep-18	0.225 L	25-Sep-18 21:41	1
Total PFHxS	153	1.52	2.22	4.44		B8I0043	13-Sep-18	0.225 L	25-Sep-18 21:41	1
L-6:2 FTS	44.6	1.52	2.22	4.44		B8I0043	13-Sep-18	0.225 L	25-Sep-18 21:41	1
L-PFOA	31.7	1.52	2.22	4.44		B8I0043	13-Sep-18	0.225 L	25-Sep-18 21:41	1
Br-PFOA	ND	1.52	2.22	4.44		B8I0043	13-Sep-18	0.225 L	25-Sep-18 21:41	1
Total PFOA	33.0	1.52	2.22	4.44		B8I0043	13-Sep-18	0.225 L	25-Sep-18 21:41	1
L-PFHpS	10.8	1.52	2.22	4.44		B8I0043	13-Sep-18	0.225 L	25-Sep-18 21:41	1
L-PFNA	1.91	1.52	2.22	4.44	J	B8I0043	13-Sep-18	0.225 L	25-Sep-18 21:41	1
L-PFOSA	ND	1.52	2.22	4.44		B8I0043	13-Sep-18	0.225 L	25-Sep-18 21:41	1
L-PFOS	124	1.52	2.22	4.44		B8I0043	13-Sep-18	0.225 L	25-Sep-18 21:41	1
Br-PFOS	157	1.52	2.22	4.44		B8I0043	13-Sep-18	0.225 L	25-Sep-18 21:41	1
Total PFOS	281	1.52	2.22	4.44		B8I0043	13-Sep-18	0.225 L	25-Sep-18 21:41	1
L-PFDA	ND	1.52	2.22	4.44		B8I0043	13-Sep-18	0.225 L	25-Sep-18 21:41	1
L-8:2FTS	ND	1.52	2.22	4.44		B8I0043	13-Sep-18	0.225 L	25-Sep-18 21:41	1
L-PFNS	ND	1.52	2.22	4.44		B8I0043	13-Sep-18	0.225 L	25-Sep-18 21:41	1
L-MeFOSAA	ND	1.52	2.22	4.44		B8I0043	13-Sep-18	0.225 L	25-Sep-18 21:41	1
Br-MeFOSAA	ND	1.52	2.22	4.44		B8I0043	13-Sep-18	0.225 L	25-Sep-18 21:41	1
Total MeFOSAA	ND	1.52	2.22	4.44		B8I0043	13-Sep-18	0.225 L	25-Sep-18 21:41	1
L-EtFOSAA	ND	1.52	2.22	4.44		B8I0043	13-Sep-18	0.225 L	25-Sep-18 21:41	1
Br-EtFOSAA	ND	1.52	2.22	4.44		B8I0043	13-Sep-18	0.225 L	25-Sep-18 21:41	1
Total EtFOSAA	ND	1.52	2.22	4.44		B8I0043	13-Sep-18	0.225 L	25-Sep-18 21:41	1
L-PFUnA	ND	1.52	2.22	4.44		B8I0043	13-Sep-18	0.225 L	25-Sep-18 21:41	1
L-PFDS	ND	1.52	2.22	4.44		B8I0043	13-Sep-18	0.225 L	25-Sep-18 21:41	1
L-PFDoA	ND	1.52	2.22	4.44		B8I0043	13-Sep-18	0.225 L	25-Sep-18 21:41	1
L-PFTrDA	ND	1.52	2.22	4.44		B8I0043	13-Sep-18	0.225 L	25-Sep-18 21:41	1
L-PFTeDA	ND	1.52	2.22	4.44		B8I0043	13-Sep-18	0.225 L	25-Sep-18 21:41	1

Labeled Standards	Type	% Recovery	Limits	Qualifiers	Batch	Extracted	Samp Size	Analyzed	Dilution
13C3-PFBA	IS	97.9	60 - 130		B8I0043	13-Sep-18	0.225 L	25-Sep-18 21:41	1
13C3-PFPeA	IS	91.6	60 - 150		B8I0043	13-Sep-18	0.225 L	25-Sep-18 21:41	1
13C3-PFBS	IS	105	60 - 150		B8I0043	13-Sep-18	0.225 L	25-Sep-18 21:41	1

Sample ID: SW1808301515GC

PFAS Isotope Dilution Method

Client Data

Name: Merit Laboratories, Inc.
Project: Wurtsmith
Location: SW CM P23D
Matrix: Aqueous
Date Collected: 30-Aug-18 15:15

Laboratory Data

Lab Sample: 1802887-03
Date Received: 05-Sep-18 09:23
Column: BEH C18

Labeled Standards	Type	% Recovery	Limits	Qualifiers	Batch	Extracted	Samp Size	Analyzed	Dilution
13C2-4:2 FTS	IS	97.2	40 - 150		B8I0043	13-Sep-18	0.225 L	25-Sep-18 21:41	1
13C2-PFHxA	IS	93.8	70 - 130		B8I0043	13-Sep-18	0.225 L	25-Sep-18 21:41	1
13C4-PFHpA	IS	96.8	60 - 150		B8I0043	13-Sep-18	0.225 L	25-Sep-18 21:41	1
18O2-PFHxS	IS	98.2	60 - 130		B8I0043	13-Sep-18	0.225 L	25-Sep-18 21:41	1
13C2-6:2 FTS	IS	109	40 - 150		B8I0043	13-Sep-18	0.225 L	25-Sep-18 21:41	1
13C2-PFOA	IS	91.5	60 - 130		B8I0043	13-Sep-18	0.225 L	25-Sep-18 21:41	1
13C5-PFNA	IS	90.7	50 - 130		B8I0043	13-Sep-18	0.225 L	25-Sep-18 21:41	1
13C8-PFOSA	IS	59.1	20 - 150		B8I0043	13-Sep-18	0.225 L	25-Sep-18 21:41	1
13C8-PFOS	IS	103	60 - 130		B8I0043	13-Sep-18	0.225 L	25-Sep-18 21:41	1
13C2-PFDA	IS	83.8	60 - 130		B8I0043	13-Sep-18	0.225 L	25-Sep-18 21:41	1
13C2-8:2 FTS	IS	102	40 - 150		B8I0043	13-Sep-18	0.225 L	25-Sep-18 21:41	1
d3-MeFOSAA	IS	73.6	50 - 150		B8I0043	13-Sep-18	0.225 L	25-Sep-18 21:41	1
d5-EtFOSAA	IS	77.1	50 - 150		B8I0043	13-Sep-18	0.225 L	25-Sep-18 21:41	1
13C2-PFUnA	IS	87.3	60 - 130		B8I0043	13-Sep-18	0.225 L	25-Sep-18 21:41	1
13C2-PFDoA	IS	89.4	30 - 130		B8I0043	13-Sep-18	0.225 L	25-Sep-18 21:41	1
13C2-PFTeDA	IS	89.9	20 - 150		B8I0043	13-Sep-18	0.225 L	25-Sep-18 21:41	1

DL - Detection Limit
LOD - Limit of Detection
LOQ - Limit of quantitation
Results reported to the DL.

Sample ID: FD1808301515GC

PFAS Isotope Dilution Method

Client Data

Name: Merit Laboratories, Inc.
Project: Wurtsmith
Location: SW CM P23D
Matrix: Aqueous
Date Collected: 30-Aug-18 15:15

Laboratory Data

Lab Sample: 1802887-04
Date Received: 05-Sep-18 09:23
Column: BEH C18

Analyte	Conc. (ng/L)	DL	LOD	LOQ	Qualifiers	Batch	Extracted	Samp Size	Analyzed	Dilution
L-PFBA	17.2	1.51	2.20	4.40		B8I0043	13-Sep-18	0.227 L	25-Sep-18 21:51	1
L-PFPeA	48.7	1.51	2.20	4.40		B8I0043	13-Sep-18	0.227 L	25-Sep-18 21:51	1
L-PFBS	ND	1.51	2.20	4.40		B8I0043	13-Sep-18	0.227 L	25-Sep-18 21:51	1
L-4:2 FTS	1.90	1.51	2.20	4.40	J	B8I0043	13-Sep-18	0.227 L	25-Sep-18 21:51	1
L-PFHxA	37.1	1.51	2.20	4.40		B8I0043	13-Sep-18	0.227 L	25-Sep-18 21:51	1
L-PFPeS	2.25	1.51	2.20	4.40	J	B8I0043	13-Sep-18	0.227 L	25-Sep-18 21:51	1
L-PFHpA	10.8	1.51	2.20	4.40		B8I0043	13-Sep-18	0.227 L	25-Sep-18 21:51	1
L-PFHxS	137	1.51	2.20	4.40		B8I0043	13-Sep-18	0.227 L	25-Sep-18 21:51	1
Br-PFHxS	14.3	1.51	2.20	4.40		B8I0043	13-Sep-18	0.227 L	25-Sep-18 21:51	1
Total PFHxS	151	1.51	2.20	4.40		B8I0043	13-Sep-18	0.227 L	25-Sep-18 21:51	1
L-6:2 FTS	47.7	1.51	2.20	4.40		B8I0043	13-Sep-18	0.227 L	25-Sep-18 21:51	1
L-PFOA	31.9	1.51	2.20	4.40		B8I0043	13-Sep-18	0.227 L	25-Sep-18 21:51	1
Br-PFOA	ND	1.51	2.20	4.40		B8I0043	13-Sep-18	0.227 L	25-Sep-18 21:51	1
Total PFOA	33.2	1.51	2.20	4.40		B8I0043	13-Sep-18	0.227 L	25-Sep-18 21:51	1
L-PFHpS	12.6	1.51	2.20	4.40		B8I0043	13-Sep-18	0.227 L	25-Sep-18 21:51	1
L-PFNA	1.60	1.51	2.20	4.40	J	B8I0043	13-Sep-18	0.227 L	25-Sep-18 21:51	1
L-PFOSA	ND	1.51	2.20	4.40		B8I0043	13-Sep-18	0.227 L	25-Sep-18 21:51	1
L-PFOS	121	1.51	2.20	4.40		B8I0043	13-Sep-18	0.227 L	25-Sep-18 21:51	1
Br-PFOS	151	1.51	2.20	4.40		B8I0043	13-Sep-18	0.227 L	25-Sep-18 21:51	1
Total PFOS	271	1.51	2.20	4.40		B8I0043	13-Sep-18	0.227 L	25-Sep-18 21:51	1
L-PFDA	ND	1.51	2.20	4.40		B8I0043	13-Sep-18	0.227 L	25-Sep-18 21:51	1
L-8:2FTS	ND	1.51	2.20	4.40		B8I0043	13-Sep-18	0.227 L	25-Sep-18 21:51	1
L-PFNS	ND	1.51	2.20	4.40		B8I0043	13-Sep-18	0.227 L	25-Sep-18 21:51	1
L-MeFOSAA	ND	1.51	2.20	4.40		B8I0043	13-Sep-18	0.227 L	25-Sep-18 21:51	1
Br-MeFOSAA	ND	1.51	2.20	4.40		B8I0043	13-Sep-18	0.227 L	25-Sep-18 21:51	1
Total MeFOSAA	ND	1.51	2.20	4.40		B8I0043	13-Sep-18	0.227 L	25-Sep-18 21:51	1
L-EtFOSAA	ND	1.51	2.20	4.40		B8I0043	13-Sep-18	0.227 L	25-Sep-18 21:51	1
Br-EtFOSAA	ND	1.51	2.20	4.40		B8I0043	13-Sep-18	0.227 L	25-Sep-18 21:51	1
Total EtFOSAA	ND	1.51	2.20	4.40		B8I0043	13-Sep-18	0.227 L	25-Sep-18 21:51	1
L-PFUnA	ND	1.51	2.20	4.40		B8I0043	13-Sep-18	0.227 L	25-Sep-18 21:51	1
L-PFDS	ND	1.51	2.20	4.40		B8I0043	13-Sep-18	0.227 L	25-Sep-18 21:51	1
L-PFDoA	ND	1.51	2.20	4.40		B8I0043	13-Sep-18	0.227 L	25-Sep-18 21:51	1
L-PFTrDA	ND	1.51	2.20	4.40		B8I0043	13-Sep-18	0.227 L	25-Sep-18 21:51	1
L-PFTeDA	ND	1.51	2.20	4.40		B8I0043	13-Sep-18	0.227 L	25-Sep-18 21:51	1

Labeled Standards	Type	% Recovery	Limits	Qualifiers	Batch	Extracted	Samp Size	Analyzed	Dilution
13C3-PFBA	IS	96.8	60 - 130		B8I0043	13-Sep-18	0.227 L	25-Sep-18 21:51	1
13C3-PFPeA	IS	91.3	60 - 150		B8I0043	13-Sep-18	0.227 L	25-Sep-18 21:51	1
13C3-PFBS	IS	94.5	60 - 150		B8I0043	13-Sep-18	0.227 L	25-Sep-18 21:51	1

Sample ID: FD1808301515GC

PFAS Isotope Dilution Method

Client Data

Name: Merit Laboratories, Inc.
Project: Wurtsmith
Location: SW CM P23D
Matrix: Aqueous
Date Collected: 30-Aug-18 15:15

Laboratory Data

Lab Sample: 1802887-04
Date Received: 05-Sep-18 09:23
Column: BEH C18

Labeled Standards	Type	% Recovery	Limits	Qualifiers	Batch	Extracted	Samp Size	Analyzed	Dilution
13C2-4:2 FTS	IS	95.4	40 - 150		B8I0043	13-Sep-18	0.227 L	25-Sep-18 21:51	1
13C2-PFHxA	IS	96.4	70 - 130		B8I0043	13-Sep-18	0.227 L	25-Sep-18 21:51	1
13C4-PFHpA	IS	99.3	60 - 150		B8I0043	13-Sep-18	0.227 L	25-Sep-18 21:51	1
18O2-PFHxS	IS	96.1	60 - 130		B8I0043	13-Sep-18	0.227 L	25-Sep-18 21:51	1
13C2-6:2 FTS	IS	103	40 - 150		B8I0043	13-Sep-18	0.227 L	25-Sep-18 21:51	1
13C2-PFOA	IS	95.9	60 - 130		B8I0043	13-Sep-18	0.227 L	25-Sep-18 21:51	1
13C5-PFNA	IS	88.7	50 - 130		B8I0043	13-Sep-18	0.227 L	25-Sep-18 21:51	1
13C8-PFOSA	IS	63.3	20 - 150		B8I0043	13-Sep-18	0.227 L	25-Sep-18 21:51	1
13C8-PFOS	IS	98.4	60 - 130		B8I0043	13-Sep-18	0.227 L	25-Sep-18 21:51	1
13C2-PFDA	IS	81.2	60 - 130		B8I0043	13-Sep-18	0.227 L	25-Sep-18 21:51	1
13C2-8:2 FTS	IS	101	40 - 150		B8I0043	13-Sep-18	0.227 L	25-Sep-18 21:51	1
d3-MeFOSAA	IS	77.7	50 - 150		B8I0043	13-Sep-18	0.227 L	25-Sep-18 21:51	1
d5-EtFOSAA	IS	79.3	50 - 150		B8I0043	13-Sep-18	0.227 L	25-Sep-18 21:51	1
13C2-PFUnA	IS	85.9	60 - 130		B8I0043	13-Sep-18	0.227 L	25-Sep-18 21:51	1
13C2-PFDoA	IS	88.2	30 - 130		B8I0043	13-Sep-18	0.227 L	25-Sep-18 21:51	1
13C2-PFTeDA	IS	92.1	20 - 150		B8I0043	13-Sep-18	0.227 L	25-Sep-18 21:51	1

DL - Detection Limit
LOD - Limit of Detection
LOQ - Limit of quantitation
Results reported to the DL.

Sample ID: SW1808301600GC

PFAS Isotope Dilution Method

Client Data

Name: Merit Laboratories, Inc.
Project: Wurtsmith
Location: SW CM P12D
Matrix: Aqueous
Date Collected: 30-Aug-18 16:00

Laboratory Data

Lab Sample: 1802887-05
Date Received: 05-Sep-18 09:23
Column: BEH C18

Analyte	Conc. (ng/L)	DL	LOD	LOQ	Qualifiers	Batch	Extracted	Samp Size	Analyzed	Dilution
L-PFBA	33.3	1.44	2.10	4.21		B8I0043	13-Sep-18	0.238 L	25-Sep-18 22:02	1
L-PFPeA	110	1.44	2.10	4.21		B8I0043	13-Sep-18	0.238 L	25-Sep-18 22:02	1
L-PFBS	8.43	1.44	2.10	4.21		B8I0043	13-Sep-18	0.238 L	25-Sep-18 22:02	1
L-4:2 FTS	ND	1.44	2.10	4.21		B8I0043	13-Sep-18	0.238 L	25-Sep-18 22:02	1
L-PFHxA	131	1.44	2.10	4.21		B8I0043	13-Sep-18	0.238 L	25-Sep-18 22:02	1
L-PFPeS	12.6	1.44	2.10	4.21		B8I0043	13-Sep-18	0.238 L	25-Sep-18 22:02	1
L-PFHpA	48.8	1.44	2.10	4.21		B8I0043	13-Sep-18	0.238 L	25-Sep-18 22:02	1
L-PFHxS	421	1.44	2.10	4.21		B8I0043	13-Sep-18	0.238 L	25-Sep-18 22:02	1
Br-PFHxS	56.8	1.44	2.10	4.21		B8I0043	13-Sep-18	0.238 L	25-Sep-18 22:02	1
Total PFHxS	478	1.44	2.10	4.21		B8I0043	13-Sep-18	0.238 L	25-Sep-18 22:02	1
L-6:2 FTS	75.1	1.44	2.10	4.21		B8I0043	13-Sep-18	0.238 L	25-Sep-18 22:02	1
L-PFOA	135	1.44	2.10	4.21		B8I0043	13-Sep-18	0.238 L	25-Sep-18 22:02	1
Br-PFOA	10.1	1.44	2.10	4.21		B8I0043	13-Sep-18	0.238 L	25-Sep-18 22:02	1
Total PFOA	145	1.44	2.10	4.21		B8I0043	13-Sep-18	0.238 L	25-Sep-18 22:02	1
L-PFHpS	19.2	1.44	2.10	4.21		B8I0043	13-Sep-18	0.238 L	25-Sep-18 22:02	1
L-PFNA	8.86	1.44	2.10	4.21		B8I0043	13-Sep-18	0.238 L	25-Sep-18 22:02	1
L-PFOSA	5.31	1.44	2.10	4.21		B8I0043	13-Sep-18	0.238 L	25-Sep-18 22:02	1
L-PFOS	927	1.44	2.10	4.21		B8I0043	13-Sep-18	0.238 L	25-Sep-18 22:02	1
Br-PFOS	485	1.44	2.10	4.21		B8I0043	13-Sep-18	0.238 L	25-Sep-18 22:02	1
Total PFOS	1410	1.44	2.10	4.21		B8I0043	13-Sep-18	0.238 L	25-Sep-18 22:02	1
L-PFDA	ND	1.44	2.10	4.21		B8I0043	13-Sep-18	0.238 L	25-Sep-18 22:02	1
L-8:2FTS	3.86	1.44	2.10	4.21	J	B8I0043	13-Sep-18	0.238 L	25-Sep-18 22:02	1
L-PFNS	ND	1.44	2.10	4.21		B8I0043	13-Sep-18	0.238 L	25-Sep-18 22:02	1
L-MeFOSAA	ND	1.44	2.10	4.21		B8I0043	13-Sep-18	0.238 L	25-Sep-18 22:02	1
Br-MeFOSAA	ND	1.44	2.10	4.21		B8I0043	13-Sep-18	0.238 L	25-Sep-18 22:02	1
Total MeFOSAA	ND	1.44	2.10	4.21		B8I0043	13-Sep-18	0.238 L	25-Sep-18 22:02	1
L-EtFOSAA	ND	1.44	2.10	4.21		B8I0043	13-Sep-18	0.238 L	25-Sep-18 22:02	1
Br-EtFOSAA	ND	1.44	2.10	4.21		B8I0043	13-Sep-18	0.238 L	25-Sep-18 22:02	1
Total EtFOSAA	ND	1.44	2.10	4.21		B8I0043	13-Sep-18	0.238 L	25-Sep-18 22:02	1
L-PFUnA	ND	1.44	2.10	4.21		B8I0043	13-Sep-18	0.238 L	25-Sep-18 22:02	1
L-PFDS	ND	1.44	2.10	4.21		B8I0043	13-Sep-18	0.238 L	25-Sep-18 22:02	1
L-PFDoA	ND	1.44	2.10	4.21		B8I0043	13-Sep-18	0.238 L	25-Sep-18 22:02	1
L-PFTrDA	ND	1.44	2.10	4.21		B8I0043	13-Sep-18	0.238 L	25-Sep-18 22:02	1
L-PFTeDA	ND	1.44	2.10	4.21		B8I0043	13-Sep-18	0.238 L	25-Sep-18 22:02	1

Labeled Standards	Type	% Recovery	Limits	Qualifiers	Batch	Extracted	Samp Size	Analyzed	Dilution
13C3-PFBA	IS	91.6	60 - 130		B8I0043	13-Sep-18	0.238 L	25-Sep-18 22:02	1
13C3-PFPeA	IS	81.7	60 - 150		B8I0043	13-Sep-18	0.238 L	25-Sep-18 22:02	1
13C3-PFBS	IS	95.4	60 - 150		B8I0043	13-Sep-18	0.238 L	25-Sep-18 22:02	1

Sample ID: SW1808301600GC

PFAS Isotope Dilution Method

Client Data

Name: Merit Laboratories, Inc.
Project: Wurtsmith
Location: SW CM P12D
Matrix: Aqueous
Date Collected: 30-Aug-18 16:00

Laboratory Data

Lab Sample: 1802887-05
Date Received: 05-Sep-18 09:23
Column: BEH C18

Labeled Standards	Type	% Recovery	Limits	Qualifiers	Batch	Extracted	Samp Size	Analyzed	Dilution
13C2-4:2 FTS	IS	94.6	40 - 150		B8I0043	13-Sep-18	0.238 L	25-Sep-18 22:02	1
13C2-PFHxA	IS	88.1	70 - 130		B8I0043	13-Sep-18	0.238 L	25-Sep-18 22:02	1
13C4-PFHpA	IS	90.9	60 - 150		B8I0043	13-Sep-18	0.238 L	25-Sep-18 22:02	1
18O2-PFHxS	IS	88.6	60 - 130		B8I0043	13-Sep-18	0.238 L	25-Sep-18 22:02	1
13C2-6:2 FTS	IS	99.3	40 - 150		B8I0043	13-Sep-18	0.238 L	25-Sep-18 22:02	1
13C2-PFOA	IS	95.8	60 - 130		B8I0043	13-Sep-18	0.238 L	25-Sep-18 22:02	1
13C5-PFNA	IS	89.0	50 - 130		B8I0043	13-Sep-18	0.238 L	25-Sep-18 22:02	1
13C8-PFOSA	IS	50.8	20 - 150		B8I0043	13-Sep-18	0.238 L	25-Sep-18 22:02	1
13C8-PFOS	IS	86.4	60 - 130		B8I0043	13-Sep-18	0.238 L	25-Sep-18 22:02	1
13C2-PFDA	IS	75.8	60 - 130		B8I0043	13-Sep-18	0.238 L	25-Sep-18 22:02	1
13C2-8:2 FTS	IS	97.4	40 - 150		B8I0043	13-Sep-18	0.238 L	25-Sep-18 22:02	1
d3-MeFOSAA	IS	75.2	50 - 150		B8I0043	13-Sep-18	0.238 L	25-Sep-18 22:02	1
d5-EtFOSAA	IS	77.7	50 - 150		B8I0043	13-Sep-18	0.238 L	25-Sep-18 22:02	1
13C2-PFUnA	IS	82.7	60 - 130		B8I0043	13-Sep-18	0.238 L	25-Sep-18 22:02	1
13C2-PFDoA	IS	81.5	30 - 130		B8I0043	13-Sep-18	0.238 L	25-Sep-18 22:02	1
13C2-PFTeDA	IS	90.1	20 - 150		B8I0043	13-Sep-18	0.238 L	25-Sep-18 22:02	1

DL - Detection Limit
LOD - Limit of Detection
LOQ - Limit of quantitation
Results reported to the DL.

Sample ID: SW1808310950GC

PFAS Isotope Dilution Method

Client Data

Name: Merit Laboratories, Inc.
Project: Wurtsmith
Location: SW CM P3D
Matrix: Aqueous
Date Collected: 31-Aug-18 09:50

Laboratory Data

Lab Sample: 1802887-06
Date Received: 05-Sep-18 09:23
Column: BEH C18

Analyte	Conc. (ng/L)	DL	LOD	LOQ	Qualifiers	Batch	Extracted	Samp Size	Analyzed	Dilution
L-PFBA	25.1	1.45	2.12	4.24		B8I0043	13-Sep-18	0.236 L	25-Sep-18 22:12	1
L-PFPeA	59.4	1.45	2.12	4.24		B8I0043	13-Sep-18	0.236 L	25-Sep-18 22:12	1
L-PFBS	2.35	1.45	2.12	4.24	J	B8I0043	13-Sep-18	0.236 L	25-Sep-18 22:12	1
L-4:2 FTS	ND	1.45	2.12	4.24		B8I0043	13-Sep-18	0.236 L	25-Sep-18 22:12	1
L-PFHxA	50.2	1.45	2.12	4.24		B8I0043	13-Sep-18	0.236 L	25-Sep-18 22:12	1
L-PFPeS	3.38	1.45	2.12	4.24	J	B8I0043	13-Sep-18	0.236 L	25-Sep-18 22:12	1
L-PFHpA	19.3	1.45	2.12	4.24		B8I0043	13-Sep-18	0.236 L	25-Sep-18 22:12	1
L-PFHxS	93.2	1.45	2.12	4.24		B8I0043	13-Sep-18	0.236 L	25-Sep-18 22:12	1
Br-PFHxS	12.9	1.45	2.12	4.24		B8I0043	13-Sep-18	0.236 L	25-Sep-18 22:12	1
Total PFHxS	106	1.45	2.12	4.24		B8I0043	13-Sep-18	0.236 L	25-Sep-18 22:12	1
L-6:2 FTS	9.20	1.45	2.12	4.24		B8I0043	13-Sep-18	0.236 L	25-Sep-18 22:12	1
L-PFOA	30.2	1.45	2.12	4.24		B8I0043	13-Sep-18	0.236 L	25-Sep-18 22:12	1
Br-PFOA	1.78	1.45	2.12	4.24	J	B8I0043	13-Sep-18	0.236 L	25-Sep-18 22:12	1
Total PFOA	31.9	1.45	2.12	4.24		B8I0043	13-Sep-18	0.236 L	25-Sep-18 22:12	1
L-PFHpS	3.89	1.45	2.12	4.24	J	B8I0043	13-Sep-18	0.236 L	25-Sep-18 22:12	1
L-PFNA	ND	1.45	2.12	4.24		B8I0043	13-Sep-18	0.236 L	25-Sep-18 22:12	1
L-PFOSA	ND	1.45	2.12	4.24		B8I0043	13-Sep-18	0.236 L	25-Sep-18 22:12	1
L-PFOS	38.3	1.45	2.12	4.24		B8I0043	13-Sep-18	0.236 L	25-Sep-18 22:12	1
Br-PFOS	44.8	1.45	2.12	4.24		B8I0043	13-Sep-18	0.236 L	25-Sep-18 22:12	1
Total PFOS	83.0	1.45	2.12	4.24		B8I0043	13-Sep-18	0.236 L	25-Sep-18 22:12	1
L-PFDA	ND	1.45	2.12	4.24		B8I0043	13-Sep-18	0.236 L	25-Sep-18 22:12	1
L-8:2FTS	ND	1.45	2.12	4.24		B8I0043	13-Sep-18	0.236 L	25-Sep-18 22:12	1
L-PFNS	ND	1.45	2.12	4.24		B8I0043	13-Sep-18	0.236 L	25-Sep-18 22:12	1
L-MeFOSAA	ND	1.45	2.12	4.24		B8I0043	13-Sep-18	0.236 L	25-Sep-18 22:12	1
Br-MeFOSAA	ND	1.45	2.12	4.24		B8I0043	13-Sep-18	0.236 L	25-Sep-18 22:12	1
Total MeFOSAA	ND	1.45	2.12	4.24		B8I0043	13-Sep-18	0.236 L	25-Sep-18 22:12	1
L-EtFOSAA	ND	1.45	2.12	4.24		B8I0043	13-Sep-18	0.236 L	25-Sep-18 22:12	1
Br-EtFOSAA	ND	1.45	2.12	4.24		B8I0043	13-Sep-18	0.236 L	25-Sep-18 22:12	1
Total EtFOSAA	ND	1.45	2.12	4.24		B8I0043	13-Sep-18	0.236 L	25-Sep-18 22:12	1
L-PFUnA	ND	1.45	2.12	4.24		B8I0043	13-Sep-18	0.236 L	25-Sep-18 22:12	1
L-PFDS	ND	1.45	2.12	4.24		B8I0043	13-Sep-18	0.236 L	25-Sep-18 22:12	1
L-PFDoA	ND	1.45	2.12	4.24		B8I0043	13-Sep-18	0.236 L	25-Sep-18 22:12	1
L-PFTrDA	ND	1.45	2.12	4.24		B8I0043	13-Sep-18	0.236 L	25-Sep-18 22:12	1
L-PFTeDA	ND	1.45	2.12	4.24		B8I0043	13-Sep-18	0.236 L	25-Sep-18 22:12	1

Labeled Standards	Type	% Recovery	Limits	Qualifiers	Batch	Extracted	Samp Size	Analyzed	Dilution
13C3-PFBA	IS	95.2	60 - 130		B8I0043	13-Sep-18	0.236 L	25-Sep-18 22:12	1
13C3-PFPeA	IS	87.4	60 - 150		B8I0043	13-Sep-18	0.236 L	25-Sep-18 22:12	1
13C3-PFBS	IS	99.5	60 - 150		B8I0043	13-Sep-18	0.236 L	25-Sep-18 22:12	1

Sample ID: SW1808310950GC

PFAS Isotope Dilution Method

Client Data

Name: Merit Laboratories, Inc.
Project: Wurtsmith
Location: SW CM P3D
Matrix: Aqueous
Date Collected: 31-Aug-18 09:50

Laboratory Data

Lab Sample: 1802887-06
Date Received: 05-Sep-18 09:23
Column: BEH C18

Labeled Standards	Type	% Recovery	Limits	Qualifiers	Batch	Extracted	Samp Size	Analyzed	Dilution
13C2-4:2 FTS	IS	99.6	40 - 150		B8I0043	13-Sep-18	0.236 L	25-Sep-18 22:12	1
13C2-PFHxA	IS	90.3	70 - 130		B8I0043	13-Sep-18	0.236 L	25-Sep-18 22:12	1
13C4-PFHpA	IS	101	60 - 150		B8I0043	13-Sep-18	0.236 L	25-Sep-18 22:12	1
18O2-PFHxS	IS	98.5	60 - 130		B8I0043	13-Sep-18	0.236 L	25-Sep-18 22:12	1
13C2-6:2 FTS	IS	94.2	40 - 150		B8I0043	13-Sep-18	0.236 L	25-Sep-18 22:12	1
13C2-PFOA	IS	96.4	60 - 130		B8I0043	13-Sep-18	0.236 L	25-Sep-18 22:12	1
13C5-PFNA	IS	88.9	50 - 130		B8I0043	13-Sep-18	0.236 L	25-Sep-18 22:12	1
13C8-PFOSA	IS	64.9	20 - 150		B8I0043	13-Sep-18	0.236 L	25-Sep-18 22:12	1
13C8-PFOS	IS	102	60 - 130		B8I0043	13-Sep-18	0.236 L	25-Sep-18 22:12	1
13C2-PFDA	IS	80.9	60 - 130		B8I0043	13-Sep-18	0.236 L	25-Sep-18 22:12	1
13C2-8:2 FTS	IS	108	40 - 150		B8I0043	13-Sep-18	0.236 L	25-Sep-18 22:12	1
d3-MeFOSAA	IS	82.2	50 - 150		B8I0043	13-Sep-18	0.236 L	25-Sep-18 22:12	1
d5-EtFOSAA	IS	86.6	50 - 150		B8I0043	13-Sep-18	0.236 L	25-Sep-18 22:12	1
13C2-PFUnA	IS	85.1	60 - 130		B8I0043	13-Sep-18	0.236 L	25-Sep-18 22:12	1
13C2-PFDoA	IS	89.4	30 - 130		B8I0043	13-Sep-18	0.236 L	25-Sep-18 22:12	1
13C2-PFTeDA	IS	91.8	20 - 150		B8I0043	13-Sep-18	0.236 L	25-Sep-18 22:12	1

DL - Detection Limit
LOD - Limit of Detection
LOQ - Limit of quantitation
Results reported to the DL.

Sample ID: FD1808310950GC

PFAS Isotope Dilution Method

Client Data

Name: Merit Laboratories, Inc.
Project: Wurtsmith
Location: SW CM P3D
Matrix: Aqueous
Date Collected: 31-Aug-18 09:50

Laboratory Data

Lab Sample: 1802887-07
Date Received: 05-Sep-18 09:23
Column: BEH C18

Analyte	Conc. (ng/L)	DL	LOD	LOQ	Qualifiers	Batch	Extracted	Samp Size	Analyzed	Dilution
L-PFBA	25.2	1.46	2.13	4.26		B8I0043	13-Sep-18	0.235 L	25-Sep-18 22:23	1
L-PFPeA	59.1	1.46	2.13	4.26		B8I0043	13-Sep-18	0.235 L	25-Sep-18 22:23	1
L-PFBS	2.31	1.46	2.13	4.26	J	B8I0043	13-Sep-18	0.235 L	25-Sep-18 22:23	1
L-4:2 FTS	ND	1.46	2.13	4.26		B8I0043	13-Sep-18	0.235 L	25-Sep-18 22:23	1
L-PFHxA	51.5	1.46	2.13	4.26		B8I0043	13-Sep-18	0.235 L	25-Sep-18 22:23	1
L-PFPeS	2.95	1.46	2.13	4.26	J	B8I0043	13-Sep-18	0.235 L	25-Sep-18 22:23	1
L-PFHpA	20.3	1.46	2.13	4.26		B8I0043	13-Sep-18	0.235 L	25-Sep-18 22:23	1
L-PFHxS	104	1.46	2.13	4.26		B8I0043	13-Sep-18	0.235 L	25-Sep-18 22:23	1
Br-PFHxS	12.1	1.46	2.13	4.26		B8I0043	13-Sep-18	0.235 L	25-Sep-18 22:23	1
Total PFHxS	116	1.46	2.13	4.26		B8I0043	13-Sep-18	0.235 L	25-Sep-18 22:23	1
L-6:2 FTS	8.25	1.46	2.13	4.26		B8I0043	13-Sep-18	0.235 L	25-Sep-18 22:23	1
L-PFOA	29.1	1.46	2.13	4.26		B8I0043	13-Sep-18	0.235 L	25-Sep-18 22:23	1
Br-PFOA	1.70	1.46	2.13	4.26	J	B8I0043	13-Sep-18	0.235 L	25-Sep-18 22:23	1
Total PFOA	30.8	1.46	2.13	4.26		B8I0043	13-Sep-18	0.235 L	25-Sep-18 22:23	1
L-PFHpS	3.95	1.46	2.13	4.26	J	B8I0043	13-Sep-18	0.235 L	25-Sep-18 22:23	1
L-PFNA	ND	1.46	2.13	4.26		B8I0043	13-Sep-18	0.235 L	25-Sep-18 22:23	1
L-PFOSA	ND	1.46	2.13	4.26		B8I0043	13-Sep-18	0.235 L	25-Sep-18 22:23	1
L-PFOS	40.1	1.46	2.13	4.26		B8I0043	13-Sep-18	0.235 L	25-Sep-18 22:23	1
Br-PFOS	47.9	1.46	2.13	4.26		B8I0043	13-Sep-18	0.235 L	25-Sep-18 22:23	1
Total PFOS	88.0	1.46	2.13	4.26		B8I0043	13-Sep-18	0.235 L	25-Sep-18 22:23	1
L-PFDA	ND	1.46	2.13	4.26		B8I0043	13-Sep-18	0.235 L	25-Sep-18 22:23	1
L-8:2FTS	ND	1.46	2.13	4.26		B8I0043	13-Sep-18	0.235 L	25-Sep-18 22:23	1
L-PFNS	ND	1.46	2.13	4.26		B8I0043	13-Sep-18	0.235 L	25-Sep-18 22:23	1
L-MeFOSAA	ND	1.46	2.13	4.26		B8I0043	13-Sep-18	0.235 L	25-Sep-18 22:23	1
Br-MeFOSAA	ND	1.46	2.13	4.26		B8I0043	13-Sep-18	0.235 L	25-Sep-18 22:23	1
Total MeFOSAA	ND	1.46	2.13	4.26		B8I0043	13-Sep-18	0.235 L	25-Sep-18 22:23	1
L-EtFOSAA	ND	1.46	2.13	4.26		B8I0043	13-Sep-18	0.235 L	25-Sep-18 22:23	1
Br-EtFOSAA	ND	1.46	2.13	4.26		B8I0043	13-Sep-18	0.235 L	25-Sep-18 22:23	1
Total EtFOSAA	ND	1.46	2.13	4.26		B8I0043	13-Sep-18	0.235 L	25-Sep-18 22:23	1
L-PFUnA	ND	1.46	2.13	4.26		B8I0043	13-Sep-18	0.235 L	25-Sep-18 22:23	1
L-PFDS	ND	1.46	2.13	4.26		B8I0043	13-Sep-18	0.235 L	25-Sep-18 22:23	1
L-PFDoA	ND	1.46	2.13	4.26		B8I0043	13-Sep-18	0.235 L	25-Sep-18 22:23	1
L-PFTrDA	ND	1.46	2.13	4.26		B8I0043	13-Sep-18	0.235 L	25-Sep-18 22:23	1
L-PFTeDA	ND	1.46	2.13	4.26		B8I0043	13-Sep-18	0.235 L	25-Sep-18 22:23	1

Labeled Standards	Type	% Recovery	Limits	Qualifiers	Batch	Extracted	Samp Size	Analyzed	Dilution
13C3-PFBA	IS	95.2	60 - 130		B8I0043	13-Sep-18	0.235 L	25-Sep-18 22:23	1
13C3-PFPeA	IS	87.9	60 - 150		B8I0043	13-Sep-18	0.235 L	25-Sep-18 22:23	1
13C3-PFBS	IS	97.0	60 - 150		B8I0043	13-Sep-18	0.235 L	25-Sep-18 22:23	1

Sample ID: FD1808310950GC

PFAS Isotope Dilution Method

Client Data

Name: Merit Laboratories, Inc.
Project: Wurtsmith
Location: SW CM P3D
Matrix: Aqueous
Date Collected: 31-Aug-18 09:50

Laboratory Data

Lab Sample: 1802887-07
Date Received: 05-Sep-18 09:23
Column: BEH C18

Labeled Standards	Type	% Recovery	Limits	Qualifiers	Batch	Extracted	Samp Size	Analyzed	Dilution
13C2-4:2 FTS	IS	99.1	40 - 150		B8I0043	13-Sep-18	0.235 L	25-Sep-18 22:23	1
13C2-PFHxA	IS	90.4	70 - 130		B8I0043	13-Sep-18	0.235 L	25-Sep-18 22:23	1
13C4-PFHpA	IS	91.0	60 - 150		B8I0043	13-Sep-18	0.235 L	25-Sep-18 22:23	1
18O2-PFHxS	IS	90.1	60 - 130		B8I0043	13-Sep-18	0.235 L	25-Sep-18 22:23	1
13C2-6:2 FTS	IS	95.4	40 - 150		B8I0043	13-Sep-18	0.235 L	25-Sep-18 22:23	1
13C2-PFOA	IS	94.5	60 - 130		B8I0043	13-Sep-18	0.235 L	25-Sep-18 22:23	1
13C5-PFNA	IS	83.6	50 - 130		B8I0043	13-Sep-18	0.235 L	25-Sep-18 22:23	1
13C8-PFOSA	IS	54.8	20 - 150		B8I0043	13-Sep-18	0.235 L	25-Sep-18 22:23	1
13C8-PFOS	IS	101	60 - 130		B8I0043	13-Sep-18	0.235 L	25-Sep-18 22:23	1
13C2-PFDA	IS	77.6	60 - 130		B8I0043	13-Sep-18	0.235 L	25-Sep-18 22:23	1
13C2-8:2 FTS	IS	91.3	40 - 150		B8I0043	13-Sep-18	0.235 L	25-Sep-18 22:23	1
d3-MeFOSAA	IS	78.0	50 - 150		B8I0043	13-Sep-18	0.235 L	25-Sep-18 22:23	1
d5-EtFOSAA	IS	78.8	50 - 150		B8I0043	13-Sep-18	0.235 L	25-Sep-18 22:23	1
13C2-PFUnA	IS	80.7	60 - 130		B8I0043	13-Sep-18	0.235 L	25-Sep-18 22:23	1
13C2-PFDoA	IS	82.4	30 - 130		B8I0043	13-Sep-18	0.235 L	25-Sep-18 22:23	1
13C2-PFTeDA	IS	83.2	20 - 150		B8I0043	13-Sep-18	0.235 L	25-Sep-18 22:23	1

DL - Detection Limit
LOD - Limit of Detection
LOQ - Limit of quantitation
Results reported to the DL.

Sample ID: PW1808311100GC

PFAS Isotope Dilution Method

Client Data

Name: Merit Laboratories, Inc.
Project: Wurtsmith
Location: PW CM 01
Matrix: Aqueous
Date Collected: 31-Aug-18 11:00

Laboratory Data

Lab Sample: 1802887-08
Date Received: 05-Sep-18 09:23
Column: BEH C18

Analyte	Conc. (ng/L)	DL	LOD	LOQ	Qualifiers	Batch	Extracted	Samp Size	Analyzed	Dilution
L-PFBA	196	1.65	2.40	4.81		B8I0043	13-Sep-18	0.208 L	25-Sep-18 22:34	1
L-PFPeA	310	1.65	2.40	4.81		B8I0043	13-Sep-18	0.208 L	25-Sep-18 22:34	1
L-PFBS	21.3	1.65	2.40	4.81		B8I0043	13-Sep-18	0.208 L	25-Sep-18 22:34	1
L-4:2 FTS	ND	1.65	2.40	4.81		B8I0043	13-Sep-18	0.208 L	25-Sep-18 22:34	1
L-PFHxA	260	1.65	2.40	4.81		B8I0043	13-Sep-18	0.208 L	25-Sep-18 22:34	1
L-PFPeS	15.3	1.65	2.40	4.81		B8I0043	13-Sep-18	0.208 L	25-Sep-18 22:34	1
L-PFHpA	77.1	1.65	2.40	4.81		B8I0043	13-Sep-18	0.208 L	25-Sep-18 22:34	1
L-PFHxS	311	1.65	2.40	4.81		B8I0043	13-Sep-18	0.208 L	25-Sep-18 22:34	1
Br-PFHxS	47.4	1.65	2.40	4.81		B8I0043	13-Sep-18	0.208 L	25-Sep-18 22:34	1
Total PFHxS	358	1.65	2.40	4.81		B8I0043	13-Sep-18	0.208 L	25-Sep-18 22:34	1
L-6:2 FTS	27.7	1.65	2.40	4.81		B8I0043	13-Sep-18	0.208 L	25-Sep-18 22:34	1
L-PFOA	152	1.65	2.40	4.81		B8I0043	13-Sep-18	0.208 L	25-Sep-18 22:34	1
Br-PFOA	9.98	1.65	2.40	4.81		B8I0043	13-Sep-18	0.208 L	25-Sep-18 22:34	1
Total PFOA	162	1.65	2.40	4.81		B8I0043	13-Sep-18	0.208 L	25-Sep-18 22:34	1
L-PFHpS	7.48	1.65	2.40	4.81		B8I0043	13-Sep-18	0.208 L	25-Sep-18 22:34	1
L-PFNA	5.49	1.65	2.40	4.81		B8I0043	13-Sep-18	0.208 L	25-Sep-18 22:34	1
L-PFOSA	ND	1.65	2.40	4.81		B8I0043	13-Sep-18	0.208 L	25-Sep-18 22:34	1
L-PFOS	63.6	1.65	2.40	4.81		B8I0043	13-Sep-18	0.208 L	25-Sep-18 22:34	1
Br-PFOS	82.9	1.65	2.40	4.81		B8I0043	13-Sep-18	0.208 L	25-Sep-18 22:34	1
Total PFOS	146	1.65	2.40	4.81		B8I0043	13-Sep-18	0.208 L	25-Sep-18 22:34	1
L-PFDA	ND	1.65	2.40	4.81		B8I0043	13-Sep-18	0.208 L	25-Sep-18 22:34	1
L-8:2FTS	ND	1.65	2.40	4.81		B8I0043	13-Sep-18	0.208 L	25-Sep-18 22:34	1
L-PFNS	ND	1.65	2.40	4.81		B8I0043	13-Sep-18	0.208 L	25-Sep-18 22:34	1
L-MeFOSAA	ND	1.65	2.40	4.81		B8I0043	13-Sep-18	0.208 L	25-Sep-18 22:34	1
Br-MeFOSAA	ND	1.65	2.40	4.81		B8I0043	13-Sep-18	0.208 L	25-Sep-18 22:34	1
Total MeFOSAA	ND	1.65	2.40	4.81		B8I0043	13-Sep-18	0.208 L	25-Sep-18 22:34	1
L-EtFOSAA	ND	1.65	2.40	4.81		B8I0043	13-Sep-18	0.208 L	25-Sep-18 22:34	1
Br-EtFOSAA	ND	1.65	2.40	4.81		B8I0043	13-Sep-18	0.208 L	25-Sep-18 22:34	1
Total EtFOSAA	ND	1.65	2.40	4.81		B8I0043	13-Sep-18	0.208 L	25-Sep-18 22:34	1
L-PFUnA	ND	1.65	2.40	4.81		B8I0043	13-Sep-18	0.208 L	25-Sep-18 22:34	1
L-PFDS	ND	1.65	2.40	4.81		B8I0043	13-Sep-18	0.208 L	25-Sep-18 22:34	1
L-PFDoA	ND	1.65	2.40	4.81		B8I0043	13-Sep-18	0.208 L	25-Sep-18 22:34	1
L-PFTrDA	ND	1.65	2.40	4.81		B8I0043	13-Sep-18	0.208 L	25-Sep-18 22:34	1
L-PFTeDA	ND	1.65	2.40	4.81		B8I0043	13-Sep-18	0.208 L	25-Sep-18 22:34	1

Labeled Standards	Type	% Recovery	Limits	Qualifiers	Batch	Extracted	Samp Size	Analyzed	Dilution
13C3-PFBA	IS	91.0	60 - 130		B8I0043	13-Sep-18	0.208 L	25-Sep-18 22:34	1
13C3-PFPeA	IS	84.2	60 - 150		B8I0043	13-Sep-18	0.208 L	25-Sep-18 22:34	1
13C3-PFBS	IS	90.0	60 - 150		B8I0043	13-Sep-18	0.208 L	25-Sep-18 22:34	1

Sample ID: PW1808311100GC

PFAS Isotope Dilution Method

Client Data

Name: Merit Laboratories, Inc.
Project: Wurtsmith
Location: PW CM 01
Matrix: Aqueous
Date Collected: 31-Aug-18 11:00

Laboratory Data

Lab Sample: 1802887-08
Date Received: 05-Sep-18 09:23
Column: BEH C18

Labeled Standards	Type	% Recovery	Limits	Qualifiers	Batch	Extracted	Samp Size	Analyzed	Dilution
13C2-4:2 FTS	IS	89.9	40 - 150		B8I0043	13-Sep-18	0.208 L	25-Sep-18 22:34	1
13C2-PFHxA	IS	87.0	70 - 130		B8I0043	13-Sep-18	0.208 L	25-Sep-18 22:34	1
13C4-PFHpA	IS	92.5	60 - 150		B8I0043	13-Sep-18	0.208 L	25-Sep-18 22:34	1
18O2-PFHxS	IS	93.0	60 - 130		B8I0043	13-Sep-18	0.208 L	25-Sep-18 22:34	1
13C2-6:2 FTS	IS	96.1	40 - 150		B8I0043	13-Sep-18	0.208 L	25-Sep-18 22:34	1
13C2-PFOA	IS	84.6	60 - 130		B8I0043	13-Sep-18	0.208 L	25-Sep-18 22:34	1
13C5-PFNA	IS	75.4	50 - 130		B8I0043	13-Sep-18	0.208 L	25-Sep-18 22:34	1
13C8-PFOSA	IS	60.3	20 - 150		B8I0043	13-Sep-18	0.208 L	25-Sep-18 22:34	1
13C8-PFOS	IS	92.2	60 - 130		B8I0043	13-Sep-18	0.208 L	25-Sep-18 22:34	1
13C2-PFDA	IS	71.8	60 - 130		B8I0043	13-Sep-18	0.208 L	25-Sep-18 22:34	1
13C2-8:2 FTS	IS	91.3	40 - 150		B8I0043	13-Sep-18	0.208 L	25-Sep-18 22:34	1
d3-MeFOSAA	IS	81.9	50 - 150		B8I0043	13-Sep-18	0.208 L	25-Sep-18 22:34	1
d5-EtFOSAA	IS	83.0	50 - 150		B8I0043	13-Sep-18	0.208 L	25-Sep-18 22:34	1
13C2-PFUnA	IS	83.6	60 - 130		B8I0043	13-Sep-18	0.208 L	25-Sep-18 22:34	1
13C2-PFDoA	IS	77.6	30 - 130		B8I0043	13-Sep-18	0.208 L	25-Sep-18 22:34	1
13C2-PFTeDA	IS	89.5	20 - 150		B8I0043	13-Sep-18	0.208 L	25-Sep-18 22:34	1

DL - Detection Limit
LOD - Limit of Detection
LOQ - Limit of quantitation
Results reported to the DL.

Sample ID: FB1808311110GC

PFAS Isotope Dilution Method

Client Data

Name: Merit Laboratories, Inc.
Project: Wurtsmith
Matrix: Aqueous
Date Collected: 31-Aug-18 11:10

Laboratory Data

Lab Sample: 1802887-09
Date Received: 05-Sep-18 09:23
Column: BEH C18

Analyte	Conc. (ng/L)	DL	LOD	LOQ	Qualifiers	Batch	Extracted	Samp Size	Analyzed	Dilution
L-PFBA	ND	1.40	2.05	4.10		B8I0043	13-Sep-18	0.244 L	25-Sep-18 22:44	1
L-PFPeA	ND	1.40	2.05	4.10		B8I0043	13-Sep-18	0.244 L	25-Sep-18 22:44	1
L-PFBS	ND	1.40	2.05	4.10		B8I0043	13-Sep-18	0.244 L	25-Sep-18 22:44	1
L-4:2 FTS	ND	1.40	2.05	4.10		B8I0043	13-Sep-18	0.244 L	25-Sep-18 22:44	1
L-PFHxA	ND	1.40	2.05	4.10		B8I0043	13-Sep-18	0.244 L	25-Sep-18 22:44	1
L-PFPeS	ND	1.40	2.05	4.10		B8I0043	13-Sep-18	0.244 L	25-Sep-18 22:44	1
L-PFHpA	ND	1.40	2.05	4.10		B8I0043	13-Sep-18	0.244 L	25-Sep-18 22:44	1
L-PFHxS	ND	1.40	2.05	4.10		B8I0043	13-Sep-18	0.244 L	25-Sep-18 22:44	1
Br-PFHxS	ND	1.40	2.05	4.10		B8I0043	13-Sep-18	0.244 L	25-Sep-18 22:44	1
Total PFHxS	ND	1.40	2.05	4.10		B8I0043	13-Sep-18	0.244 L	25-Sep-18 22:44	1
L-6:2 FTS	ND	1.40	2.05	4.10		B8I0043	13-Sep-18	0.244 L	25-Sep-18 22:44	1
L-PFOA	ND	1.40	2.05	4.10		B8I0043	13-Sep-18	0.244 L	25-Sep-18 22:44	1
Br-PFOA	ND	1.40	2.05	4.10		B8I0043	13-Sep-18	0.244 L	25-Sep-18 22:44	1
Total PFOA	ND	1.40	2.05	4.10		B8I0043	13-Sep-18	0.244 L	25-Sep-18 22:44	1
L-PFHpS	ND	1.40	2.05	4.10		B8I0043	13-Sep-18	0.244 L	25-Sep-18 22:44	1
L-PFNA	ND	1.40	2.05	4.10		B8I0043	13-Sep-18	0.244 L	25-Sep-18 22:44	1
L-PFOSA	ND	1.40	2.05	4.10		B8I0043	13-Sep-18	0.244 L	25-Sep-18 22:44	1
L-PFOS	ND	1.40	2.05	4.10		B8I0043	13-Sep-18	0.244 L	25-Sep-18 22:44	1
Br-PFOS	ND	1.40	2.05	4.10		B8I0043	13-Sep-18	0.244 L	25-Sep-18 22:44	1
Total PFOS	ND	1.40	2.05	4.10		B8I0043	13-Sep-18	0.244 L	25-Sep-18 22:44	1
L-PFDA	ND	1.40	2.05	4.10		B8I0043	13-Sep-18	0.244 L	25-Sep-18 22:44	1
L-8:2FTS	ND	1.40	2.05	4.10		B8I0043	13-Sep-18	0.244 L	25-Sep-18 22:44	1
L-PFNS	ND	1.40	2.05	4.10		B8I0043	13-Sep-18	0.244 L	25-Sep-18 22:44	1
L-MeFOSAA	ND	1.40	2.05	4.10		B8I0043	13-Sep-18	0.244 L	25-Sep-18 22:44	1
Br-MeFOSAA	ND	1.40	2.05	4.10		B8I0043	13-Sep-18	0.244 L	25-Sep-18 22:44	1
Total MeFOSAA	ND	1.40	2.05	4.10		B8I0043	13-Sep-18	0.244 L	25-Sep-18 22:44	1
L-EtFOSAA	ND	1.40	2.05	4.10		B8I0043	13-Sep-18	0.244 L	25-Sep-18 22:44	1
Br-EtFOSAA	ND	1.40	2.05	4.10		B8I0043	13-Sep-18	0.244 L	25-Sep-18 22:44	1
Total EtFOSAA	ND	1.40	2.05	4.10		B8I0043	13-Sep-18	0.244 L	25-Sep-18 22:44	1
L-PFUnA	ND	1.40	2.05	4.10		B8I0043	13-Sep-18	0.244 L	25-Sep-18 22:44	1
L-PFDS	ND	1.40	2.05	4.10		B8I0043	13-Sep-18	0.244 L	25-Sep-18 22:44	1
L-PFDoA	ND	1.40	2.05	4.10		B8I0043	13-Sep-18	0.244 L	25-Sep-18 22:44	1
L-PFTrDA	ND	1.40	2.05	4.10		B8I0043	13-Sep-18	0.244 L	25-Sep-18 22:44	1
L-PFTeDA	ND	1.40	2.05	4.10		B8I0043	13-Sep-18	0.244 L	25-Sep-18 22:44	1

Labeled Standards	Type	% Recovery	Limits	Qualifiers	Batch	Extracted	Samp Size	Analyzed	Dilution
13C3-PFBA	IS	99.3	60 - 130		B8I0043	13-Sep-18	0.244 L	25-Sep-18 22:44	1
13C3-PFPeA	IS	95.7	60 - 150		B8I0043	13-Sep-18	0.244 L	25-Sep-18 22:44	1
13C3-PFBS	IS	99.1	60 - 150		B8I0043	13-Sep-18	0.244 L	25-Sep-18 22:44	1

Sample ID: FB1808311110GC

PFAS Isotope Dilution Method

Client Data

Name: Merit Laboratories, Inc.
Project: Wurtsmith
Matrix: Aqueous
Date Collected: 31-Aug-18 11:10

Laboratory Data

Lab Sample: 1802887-09
Date Received: 05-Sep-18 09:23
Column: BEH C18

Labeled Standards	Type	% Recovery	Limits	Qualifiers	Batch	Extracted	Samp Size	Analyzed	Dilution
13C2-4:2 FTS	IS	94.2	40 - 150		B8I0043	13-Sep-18	0.244 L	25-Sep-18 22:44	1
13C2-PFHxA	IS	91.4	70 - 130		B8I0043	13-Sep-18	0.244 L	25-Sep-18 22:44	1
13C4-PFHpA	IS	94.2	60 - 150		B8I0043	13-Sep-18	0.244 L	25-Sep-18 22:44	1
18O2-PFHxS	IS	97.8	60 - 130		B8I0043	13-Sep-18	0.244 L	25-Sep-18 22:44	1
13C2-6:2 FTS	IS	92.0	40 - 150		B8I0043	13-Sep-18	0.244 L	25-Sep-18 22:44	1
13C2-PFOA	IS	89.6	60 - 130		B8I0043	13-Sep-18	0.244 L	25-Sep-18 22:44	1
13C5-PFNA	IS	78.4	50 - 130		B8I0043	13-Sep-18	0.244 L	25-Sep-18 22:44	1
13C8-PFOSA	IS	48.4	20 - 150		B8I0043	13-Sep-18	0.244 L	25-Sep-18 22:44	1
13C8-PFOS	IS	95.1	60 - 130		B8I0043	13-Sep-18	0.244 L	25-Sep-18 22:44	1
13C2-PFDA	IS	55.5	60 - 130	H	B8I0043	13-Sep-18	0.244 L	25-Sep-18 22:44	1
13C2-8:2 FTS	IS	80.1	40 - 150		B8I0043	13-Sep-18	0.244 L	25-Sep-18 22:44	1
d3-MeFOSAA	IS	70.6	50 - 150		B8I0043	13-Sep-18	0.244 L	25-Sep-18 22:44	1
d5-EtFOSAA	IS	70.6	50 - 150		B8I0043	13-Sep-18	0.244 L	25-Sep-18 22:44	1
13C2-PFUnA	IS	57.9	60 - 130	H	B8I0043	13-Sep-18	0.244 L	25-Sep-18 22:44	1
13C2-PFDoA	IS	61.0	30 - 130		B8I0043	13-Sep-18	0.244 L	25-Sep-18 22:44	1
13C2-PFTeDA	IS	74.1	20 - 150		B8I0043	13-Sep-18	0.244 L	25-Sep-18 22:44	1

DL - Detection Limit
LOD - Limit of Detection
LOQ - Limit of quantitation
Results reported to the DL.

DATA QUALIFIERS & ABBREVIATIONS

B	**This compound was also detected in the method blank**
Conc.	**Concentration**
D	**Dilution**
DL	**Detection limit**
E	**The associated compound concentration exceeded the calibration range of the instrument**
H	**Recovery and/or RPD was outside laboratory acceptance limits**
I	**Chemical Interference**
J	**The amount detected is below the Reporting Limit/LOQ**
LOD	**Limits of Detection**
LOQ	**Limits of Quantitation**
M	**Estimated Maximum Possible Concentration (CA Region 2 projects only)**
NA	**Not applicable**
ND	**Not Detected**
Q	**Ion ratio outside of 70-130% of Standard Ratio. (DOD PFAS projects only)**
TEQ	**Toxic Equivalency**
U	**Not Detected (specific projects only)**
*****	**See Cover Letter**

Unless otherwise noted, solid sample results are reported in dry weight. Tissue samples are reported in wet weight.

CERTIFICATIONS

Accrediting Authority	Certificate Number
Alaska Department of Environmental Conservation	17-013
Arkansas Department of Environmental Quality	18-008-0
California Department of Health – ELAP	2892
DoD ELAP - A2LA Accredited - ISO/IEC 17025:2005	3091.01
Florida Department of Health	E87777-18
Hawaii Department of Health	N/A
Louisiana Department of Environmental Quality	01977
Maine Department of Health	2018017
Minnesota Department of Health	1322288
New Hampshire Environmental Accreditation Program	207717
New Jersey Department of Environmental Protection	CA003
New York Department of Health	11411
Oregon Laboratory Accreditation Program	4042-009
Pennsylvania Department of Environmental Protection	014
Texas Commission on Environmental Quality	T104704189-18-8
Virginia Department of General Services	9077
Washington Department of Ecology	C584
Wisconsin Department of Natural Resources	998036160

Current certificates and lists of licensed parameters are located in the Quality Assurance office and are available upon request.

NELAP Accredited Test Methods

MATRIX: Air	
Description of Test	**Method**
Determination of Polychlorinated p-Dioxins & Polychlorinated Dibenzofurans	EPA 23

MATRIX: Biological Tissue	
Description of Test	**Method**
Tetra- through Octa-Chlorinated Dioxins and Furans by Isotope Dilution GC/HRMS	EPA 1613B
Brominated Diphenyl Ethers by HRGC/HRMS	EPA 1614A
Chlorinated Biphenyl Congeners in Water, Soil, Sediment, and Tissue by GC/HRMS	EPA 1668A/C
Pesticides in Water, Soil, Sediment, Biosolids, and Tissue by HRGC/HRMS	EPA 1699
Perfluorinated Alkyl Acids in Drinking Water by SPE and LC/MS/MS	EPA 537
Polychlorinated Dibenzo-p-Dioxins and Polychlorinated Dibenzofurans by GC/HRMS	EPA 8280A/B
Polychlorinated Dibenzodioxins (PCDDs) and Polychlorinated Dibenzofurans (PCDFs) by GC/HRMS	EPA 8290/8290A

MATRIX: Drinking Water	
Description of Test	**Method**
2,3,7,8-Tetrachlorodibenzo- p-dioxin (2,3,7,8-TCDD) GC/HRMS	EPA 1613
Perfluorinated Alkyl Acids in Drinking Water by SPE and LC/MS/MS	EPA 537

MATRIX: Non-Potable Water	
Description of Test	**Method**
Tetra- through Octa-Chlorinated Dioxins and Furans by Isotope Dilution GC/HRMS	EPA 1613B
Brominated Diphenyl Ethers by HRGC/HRMS	EPA 1614A
Chlorinated Biphenyl Congeners in Water, Soil, Sediment, and Tissue by GC/HRMS	EPA 1668A/C
Pesticides in Water, Soil, Sediment, Biosolids, and Tissue by HRGC/HRMS	EPA 1699
Perfluorinated Alkyl Acids in Drinking Water by SPE and LC/MS/MS	EPA 537
Dioxin by GC/HRMS	EPA 613
Polychlorinated Dibenzo-p-Dioxins and Polychlorinated Dibenzofurans by GC/HRMS	EPA 8280A/B
Polychlorinated Dibenzodioxins (PCDDs) and Polychlorinated Dibenzofurans (PCDFs) by GC/HRMS	EPA 8290/8290A

MATRIX: Solids	
Description of Test	**Method**
Tetra-Octa Chlorinated Dioxins and Furans by Isotope Dilution GC/HRMS	EPA 1613
Tetra- through Octa-Chlorinated Dioxins and Furans by Isotope Dilution GC/HRMS	EPA 1613B
Brominated Diphenyl Ethers by HRGC/HRMS	EPA 1614A
Chlorinated Biphenyl Congeners in Water, Soil, Sediment, and Tissue by GC/HRMS	EPA 1668A/C
Perfluorinated Alkyl Acids in Drinking Water by SPE and LC/MS/MS	EPA 537
Polychlorinated Dibenzo-p-Dioxins and Polychlorinated Dibenzofurans by GC/HRMS	EPA 8280A/B
Polychlorinated Dibenzodioxins (PCDDs) and Polychlorinated Dibenzofurans (PCDFs) by GC/HRMS	EPA 8290/8290A

Vista Analytical Laboratory

CHAIN OF CUSTODY

For Laboratory Use Only
Work Order #: 1802887 Temp: 0.8 °C
Storage ID: WR-2 Storage Secured: Yes ☑ No ☐

Project ID: **Wurtsmith** PO#: **60518528** Sampler: **Ron Friend, Garth Cousineau** (name)

TAT (check one): Standard: [X] 21 days; Rush (surcharge may apply): [ ] 14 days [ ] 7 days Specify:

Invoice to: Name	Company	Address	City	State	Ph#	Fax#
Mike Jury	MDEQ	4001 Ketchum St, Suite B	Bay City	MI	989-894-6255	989-891-9237

Relinquished by (printed name and signature)	Date	Time	Received by (printed name and signature)	Date	Time
Jeremiah Morse Jeremiah Morse	09/04/2018	1800	B. Benedict Bett Benedict	09/5/18	0930
Relinquished by (printed name and signature)	Date	Time	Received by (printed name and signature)	Date	Time

SHIP TO: Vista Analytical Laboratory
1104 Windfield Way
El Dorado Hills, CA 95762
(916) 673-1520 * Fax (916) 673-0106

ATTN: Jennifer Miller

Method of Shipment:

Tracking No.:

Add Analysis(es) Requested

Sample ID	Date	Time	Location/Sample Description	Container(s) Quantity	Type	Matrix	Mod. EPA Method 537: PFOA/ PFOS	UCMR3 PFAS List:6	537 List: 14	Full List of 24	Other: Please List Below	Branch and Linear	EPA Method 537(DW only): PFOA/ PFOS	UCMR3 PFAS List:6	PFAS List: 14	Comments
SW1808300930GC	8/30/18	930	SW ASR REA	2	P	AQ						X				
PW1808301215GC	8/30/18	1215	PW VEL 15	2	P	AQ						X				
SW1808301515GC	8/30/18	1515	SW CM P23D	2	P	AQ						X				
FD1808301515GC	8/30/18	1515	SW CM P23D	2	P	AQ						X				
SW1808301600GC	8/30/18	1600	SW CM P12D	2	P	AQ						X				
SW1808310950GC	8/31/18	950	SW CM P3D	2	P	AQ						X				
FD1808310950GC	8/31/18	950	SW CM P3D	2	P	AQ						X				
PW1808311100GC	8/31/18	1100	PW CM 01	2	P	AQ						X				
FB1808311110GC	8/31/18	1110		2	P	AQ						X				

Special Instructions/Comments: **Send Results and Acknowledgements to:**
jeremiah.morse@aecom.com
Nic.Ropotos@aecom.com Dorin.Bogdan@aecom.com
Robert.Kennedy@aecom.com
Geoffrey.Groff@aecom.com
Jim.Carbone@aecom.com

SEND DOCUMENTATION AND RESULTS TO:
Name: **Mike Jury**
Company: **MDEQ - Saginaw Bay District**
Address: **4001 Ketchum St, Suite B**
City: **Bay City** State: MI Zip: 48708
Phone: **989-894-6255** Fax:
Email: Jurlm1@michigan.gov

Container Types: P= HDPE, PJ= HDPE Jar
O = Other:

Bottle Preservation Type: T = Thiosulfate,
TZ = Trizma: None

Matrix Types: AQ = Aqueous, DW = Drinking Water, EF = Effluent, PP = Pulp/Paper, SD = Sediment, SL = Sludge, SO = Soil, WW = Wastewater, B = Blood/Serum, O = Other:

Vista Analytical Laboratory

Sample Log in Checklist

PAGE # 1 of 1
WO# 1802887
SDG#
TAT std

Section 1: Container Receipt

Delivered By: ☒ FedEx ☐ UPS ☐ On Trac ☐ GSO ☐ DHL ☐ Hand Delivered ☐ Other:

Number of Containers	Arrival Date	Arrival time	Cooler Received LR-SLC Initiated By/Date
1	9/5/18	0923	BSB 9/5/18

Section 2: Sample Receipt Condition and Initial Storage

Container Condition	Chain of Custody	Preservation Type	Temperature	Storage Location	Initials/ Date
☑ Shipping container intact ☑ Shipping seals intact ☐ Custody Seals present ☐ Custody seals intact	☒ COC present ☒ Multiple COC's: 2 ☒ "Relinquished By" Section complete	☒ Ice ☐ Blue Ice ☐ Dry Ice ☐ Other	Thermometer ID: **IR-4** ☐ Probe used Temp (uncorrected): 0.9 °C Temp (corrected): 0.8 °C	☑ WR2 ☐ WF2 ☐ NA	BSB 9/5/18

Section 3: Sample Log In

Airbill/Trk # 7826 2202 3160

		By/date
Shipping container ☒ Vista ☐ Client ☒ Retain ☐ Return ☐ Dispose		
Log In Time: 0941	KE 09/06/18	~~BSB 9/5/18~~ KE 9/6/18
COC clearly identifies: • Sample name • Sample matrix • Test method • Sample collection date or time • Collector's name • Preservation type		☐ Acceptable ☐ Not acceptable – anomaly form required BSB 9/5/18
All samples present and accounted for on COC	KE 09/06/18	~~BSB 9/5/18~~ KE 9/6/18
Sample IDs are legible	KE 9/06/18	~~BSB 9/5/18~~ KE 9/6/18
Samples conform to the description on the COC	KE 9/06/18	~~BSB 9/5/18~~ KE 9/6/18
Samples are intact and suitable for testing	KE 09/06/18	~~BSB 9/5/18~~ KE 9/6/18
Preservation documented as required: ☑ NA ☐ $Na_2S_2O_3$ ☐ Trizma ☐ Other _____		~~BSB 9/5/18~~ KE 9/6/18
Samples stored ☒ WR2 Shelf: A3/E3 ☐ WF2 Shelf: _____ ☐ R1 Shelf: _____		~~BSB 9/5/18~~ KE 9/6/18
Comments:		KE 09/06/18

ID.: LR – SLC *Rev No.: 2* *Rev Date: 08/29/18* *Page: 1 of 1*

EXTRACTION INFORMATION

Process Sheet

Workorder: 1802887

Prep Expiration: 2018-Sep-13
Client: Merit Laboratories, Inc.

Workorder Due: 26-Sep-18 00:00

TAT: 21

Method: **537M Linear All/Branched/Total PFHxS/PFOA/PFOS**
Matrix: **Aqueous**

Prep Batch: B8I0043

Prep Data Entered: 9/14/18 -(Date and Initials

Version: MI (24 Analytes) L/B/T

Initial Sequence: S01W60

LabSampID	A/B	Prep Rec	Spike Rec	ClientSampleID	Comments	Location	Container
1802887-01	"A"	☑	☑	SW1808300930GC		WR-2 A-3	HDPE Bottle, 250 mL
1802887-02		☑	☑	PW1808301215GC		WR-2 A-3	HDPE Bottle, 250 mL
1802887-03		☑	☑	SW1808301515GC		WR-2 A-3	HDPE Bottle, 250 mL
1802887-04		☑	☑	FD1808301515GC		WR-2 A-3	HDPE Bottle, 250 mL
1802887-05		☑	☑	SW1808301600GC		WR-2 A-3	HDPE Bottle, 250 mL
1802887-06		☑	☑	SW1808310950GC		WR-2 A-3	HDPE Bottle, 250 mL
1802887-07		☑	☑	FD1808310950GC		WR-2 A-3	HDPE Bottle, 250 mL
1802887-08		☑	☑	PW1808311100GC		WR-2 A-3	HDPE Bottle, 250 mL
1802887-09		☑	☑	FB1808311110GC		WR-2 A-3	HDPE Bottle, 250 mL

WO Comments: **L/B/T PFOA, PFOS, PFHxS, all others linear only.**

Pre-Prep Check Out: 9.7.18 ajm
Pre-Prep Check In: 9.7.18 ajm

Prep Check Out: wy 09/13/18 09/13/18
Prep Check In: NA

Prep Reconciled Initals/Date: 9.7.18 ajm
Spike Reconciled Initals/Date: wy 09/13/18
VialBoxID: Hennessy

PREPARATION BENCH SHEET

Matrix: Aqueous

Method: 537M Linear All/Branched/Total PFHxS/PFOA/

B8I0043

Chemist: 7R

Prep Date: 9·13·18

Prep Time: 9:15

Prepared using: LCMS - SPE Extraction-LCMS

Date/Initals: HB 9/7/18 BalanceID: HRNS-8

Cen	VISTA Sample ID	pH Before	pH After	Chlorine (Cl)	Drops HCl Added	Bottle + Sample (g)	Bottle Only (g) 9/14/18	Sample Amt. (L) 9/14/18	IS/NS CHEM/WIT DATE	SPE	RS CHEM/WIT DATE
☐	B8I0043-BLK1	5	2	0	3	NA	NA	(0.250) ✓	7R wy 9·13·18	wy 09/13/18	KC wy 9/13/18
☐	B8I0043-BS1	5	2	0	3	↓	↓	(0.250) ✓	↓	↓	↓
☐	1802887-01	6	2	0	3	264.71	27.68	0.23703 ✓			
☐	1802887-02	6	2	0	3	259.14	37.75	0.22139 ✓			
☐	1802887-03	6	2	0	3	262.69	37.33	0.22536 ✓			
☐	1802887-04	6	2	0	3	264.60	37.28	0.22732 ✓			
☒	1802887-05 (B)(A)	6	2	0	3	275.41	37.62	0.23779			
☐	1802887-06	6	2	0	3	273.60	37.48	0.23612 ✓			
☐	1802887-07	6	2	0	3	272.29	37.54	0.23475 ✓			
☒	1802887-08 (1)	6	2	0	10	236.22	28.23	0.20799 ✓			
☐	1802887-09	4	2	0	3	271.71	27.71	0.24400 ✓			
☐	1802900-01	6	2	0	3	255.88	37.44	0.21844			
☐	1802900-02	6	2	0	3	262.67	37.39	0.22528			
☐	1802900-03	5	2	0	3	252.81	28.33	0.22448			
☐	1802900-04	5	2	0	3	257.01	37.36	0.21965			
☒	1802900-05 (A)(B)(C)(D)	7	2	0	15	257.67	37.31	0.22036	↓	↓	↓

IS: 18H1301, 10µL (V6)

IS SUP: N/A

NS: 18H1304, 10µL (V4)

RS: 18H1302, 10µL (V6)

SPE Chem: Strata-X-AW 33µm 200mg/6mL

Ele SOLV: MeOH / 0.5% NH4OH in MeOH

Final Volume(s) 1mL

Notes: (A) sample centrifuged but still deeply colored. HB 9/7/18
(B) sample centrifuged 2x HB 9/7/18
(C) microcentrifuge test run using only 2 test tubes was run to determine if sample needed to be fully microcentrifuged; the sample did not need to be microcentrifuged b/c no particulate came out of solution. HB 9/7/18
(D) sample was foamy after being shaken wy 09/13/18

Comments: Assume 1 g = 1 mL

Cen = Centrifuged

PREPARATION BENCH SHEET

Matrix: Aqueous

Method: 537M Linear All/Branched/Total PFHxS/PFOA/

B8I0043

Chemist: 7R

Prep Date: 9·13·18

Prep Time: 9:15

Prepared using: LCMS - SPE Extraction-LCMS

Date/Initals: HB 9/7/18 | BalanceID: HRMS-8

Cen	VISTA Sample ID	pH Before	pH After	Chlorine (Cl)	Drops HCl Added	Bottle + Sample (g)	Bottle Only (g) 9/14/18	Sample Amt. (L) 9/14/18	IS/NS CHEM/WIT DATE	SPE	RS CHEM/WIT DATE
☐	1802900-06	5	2	0	3	273.00	26.89	0.24611	7R VY 9·13·18	VY 09/13/18	VC VY 9/13/18
☐	1802900-07	4	2	0	3	275.02	37.68	0.23734			
☐	1802900-08	6	2	0	3	280.70	37.34	0.24336			
☒	1802900-09 (A)	4	2	0	~~3~~ 6	252.33	37.25	0.21508			
☐	1802900-10	5	2	0	3	272.56	37.26	0.23530			

IS: 18H1301, 10µL (V6)	SPE Chem: Strata-X-AW 33µm 200mg/6mL	Notes: (A) Sample centrifuged but still deeply colored. HB 9/7/18
IS SUP: N/A	Ele SOLV: MeOH / 0.5% NH4OH in MeOH	
NS: 18H1304, 10µL (V4)	Final Volume(s) 1mL	
RS: 18H1302, 10µL (V6)		

Comments: Assume 1 g = 1 mL

Cen = Centrifuged

Batch: B8I0043

Matrix: Aqueous

LabNumber	WetWeight (Initial)	% Solids (Extraction Solids)	DryWeight	Final	Extracted	Ext By	Spike	SpikeAmount	ClientMatrix	Analysis
1802887-01	0.23703	NA	NA	1000	13-Sep-18 09:15	FBR			Aqueous	537M Linear All/Branched/
1802887-02	0.22139			1000	13-Sep-18 09:15	FBR			Aqueous	537M Linear All/Branched/
1802887-03	0.22536			1000	13-Sep-18 09:15	FBR			Aqueous	537M Linear All/Branched/
1802887-04	0.22732			1000	13-Sep-18 09:15	FBR			Aqueous	537M Linear All/Branched/
1802887-05	0.23779			1000	13-Sep-18 09:15	FBR			Aqueous	537M Linear All/Branched/
1802887-06	0.23612			1000	13-Sep-18 09:15	FBR			Aqueous	537M Linear All/Branched/
1802887-07	0.23475			1000	13-Sep-18 09:15	FBR			Aqueous	537M Linear All/Branched/
1802887-08	0.20799			1000	13-Sep-18 09:15	FBR			Aqueous	537M Linear All/Branched/
1802887-09	0.244			1000	13-Sep-18 09:15	FBR			Aqueous	537M Linear All/Branched/
1802900-01	0.21844			1000	13-Sep-18 09:15	FBR			Aqueous	537M Linear All/Branched/
1802900-02	0.22528			1000	13-Sep-18 09:15	FBR			Aqueous	537M Linear All/Branched/
1802900-03	0.22448			1000	13-Sep-18 09:15	FBR			Aqueous	537M Linear All/Branched/
1802900-04	0.21965			1000	13-Sep-18 09:15	FBR			Aqueous	537M Linear All/Branched/
1802900-05	0.22036			1000	13-Sep-18 09:15	FBR			Aqueous	537M Linear All/Branched/
1802900-06	0.24611			1000	13-Sep-18 09:15	FBR			Aqueous	537M Linear All/Branched/
1802900-07	0.23734			1000	13-Sep-18 09:15	FBR			Aqueous	537M Linear All/Branched/
1802900-08	0.24336			1000	13-Sep-18 09:15	FBR			Aqueous	537M Linear All/Branched/
1802900-09	0.21508			1000	13-Sep-18 09:15	FBR			Aqueous	537M Linear All/Branched/
1802900-10	0.2353			1000	13-Sep-18 09:15	FBR			Aqueous	537M Linear All/Branched/
B8I0043-BLK1	0.25			1000	13-Sep-18 09:15	FBR				QC
B8I0043-BS1	0.25			1000	13-Sep-18 09:15	FBR	18H1304	10		QC

AC 9/14/18

Sample Data – PFAS Isotope Dilution Method

MMM 9/26/2018

Dataset: Z:\Projects\PFAS.PRO\Results\180925M1\180925M1-43.qld

Last Altered: Wednesday, September 26, 2018 12:15:28 Pacific Daylight Time
Printed: Wednesday, September 26, 2018 12:15:46 Pacific Daylight Time

Name: 180925M1_43, Date: 25-Sep-2018, Time: 20:48:04, ID: B8I0043-BLK1 Method Blank 0.25, Description: Method Blank

	#	Name	Trace	Area	IS Area	wt/vol	RRF	RT	Respon...	Conc.	%Rec	Ion Ratio	Ratio Out?
1	1	PFBA	213.0 > 168.8		7.57e3	0.250							
2	2	PFPeA	263.1 > 218.9		8.90e3	0.250							
3	3	PFBS	299.0 > 79.7		1.57e3	0.250							
4	4	4:2 FTS	327.2>307.2		2.54e3	0.250							
5	5	PFHxA	313 > 269	4.87e1	7.02e3	0.250	0.000	3.21	0.0346	0.0420		26.0	YES
6	36	13C3-PFBA	216.1 > 171.8	7.57e3	1.02e4	0.250	0.739	1.43	9.24	49.9883	100.0		
7	37	13C3-PFPeA	266. > 221.8	8.90e3	1.82e4	0.250	0.490	2.42	6.12	44.5997	89.2		
8	38	13C3-PFBS	302. > 98.8	1.57e3	3.02e3	0.250	0.520	2.71	6.50	49.8009	99.6		
9	39	13C2-4:2 FTS	329.2>308.9	2.54e3	3.02e3	0.250	0.840	3.12	10.5	48.6924	97.4		
10	40	13C2-PFHxA	315 > 270	7.02e3	1.82e4	0.250	0.966	3.21	4.83	19.3664	96.8		
11	-1												
12	7	PFHpA	363.0 > 318.9		8.94e3	0.250							
13	6	PFPeS	349.1>80.1		1.57e3	0.250							
14	8	L-PFHxS	398.9 > 79.6	6.26e0	1.30e3	0.250	0.000	3.98	0.0601	0.1341		6.82	YES
15	9	Br-PFHxS	398.9 > 79.6		1.30e3	0.250							
16	68	Total PFHxS	398.9 > 79.6	6.26e0	1.30e3	0.250			0.0601	0.1341			
17	38	13C3-PFBS	302. > 98.8	1.57e3	3.02e3	0.250	0.520	2.71	6.50	49.8009	99.6		
18	41	13C4-PFHpA	367.2 > 321.8	8.94e3	1.82e4	0.250	0.492	3.84	6.15	46.6319	93.3		
19	42	18O2-PFHxS	403.0 > 102.6	1.30e3	3.02e3	0.250	0.430	3.98	5.38	49.2368	98.5		
20	42	18O2-PFHxS	403.0 > 102.6	1.30e3	3.02e3	0.250	0.430	3.98	5.38	49.2368	98.5		
21	42	18O2-PFHxS	403.0 > 102.6	1.30e3	3.02e3	0.250	0.430	3.98	5.38	49.2368	98.5		
22	-1												
23	10	6:2 FTS	427.1 > 407	1.06e1	2.77e3	0.250	0.000	4.30	0.0478	0.0274		2.70	NO
24	11	L-PFOA	412.8 > 368.9		1.39e4	0.250							
25	12	Br-PFOA	412.8 > 368.9		1.39e4	0.250							
26	69	Total PFOA	412.8 > 368.9	0.00e0	1.39e4	0.250			0.000				
27	13	PFHpS	449 > 80.0		3.15e3	0.250							
28	43	13C2-6:2 FTS	429.1 > 408.9	2.77e3	3.26e3	0.250	0.849	4.31	10.6	46.4529	92.9		
29	44	13C2-PFOA	414.9 > 369.7	1.39e4	2.54e4	0.250	0.545	4.36	6.82	48.2324	96.5		
30	44	13C2-PFOA	414.9 > 369.7	1.39e4	2.54e4	0.250	0.545	4.36	6.82	48.2324	96.5		
31	44	13C2-PFOA	414.9 > 369.7	1.39e4	2.54e4	0.250	0.545	4.36	6.82	48.2324	96.5		
32	47	13C8-PFOS	507.0 > 79.9	3.15e3	3.26e3	0.250	0.966	4.88	12.1	45.8617	91.7		
33	-1												
34	16	L-PFOS	498.9 > 79.9		3.15e3	0.250							
35	17	Br-PFOS	498.9 > 79.9		3.15e3	0.250							
36	70	Total PFOS	498.9 > 79.9	0.00e0	3.15e3	0.250			0.000				

AD 9/26/2018

MMM 9/26/2018

Dataset: Z:\Projects\PFAS.PRO\Results\180925M1\180925M1-43.qld

Last Altered: Wednesday, September 26, 2018 12:15:28 Pacific Daylight Time
Printed: Wednesday, September 26, 2018 12:15:46 Pacific Daylight Time

Name: 180925M1_43, Date: 25-Sep-2018, Time: 20:48:04, ID: B8I0043-BLK1 Method Blank 0.25, Description: Method Blank

	#	Name	Trace	Area	IS Area	wt/vol	RRF	RT	Respon...	Conc.	%Rec	Ion Ratio	Ratio Out?
37	14	PFNA	463.0 > 418.8	1.58e1	1.60e4	0.250	0.000	4.80	0.0123	0.0290		3.41	NO
38	15	PFOSA	497.9 > 77.9		2.33e3	0.250							
39	47	13C8-PFOS	507.0 > 79.9	3.15e3	3.26e3	0.250	0.966	4.88	12.1	45.8617	91.7		
40	47	13C8-PFOS	507.0 > 79.9	3.15e3	3.26e3	0.250	0.966	4.88	12.1	45.8617	91.7		
41	47	13C8-PFOS	507.0 > 79.9	3.15e3	3.26e3	0.250	0.966	4.88	12.1	45.8617	91.7		
42	45	13C5-PFNA	468.2 > 422.9	1.60e4	1.92e4	0.250	0.832	4.80	10.4	42.0426	84.1		
43	46	13C8-PFOSA	506.1 > 77.7	2.33e3	2.52e4	0.250	0.0925	4.85	1.16	22.0374	44.1		
44	-1												
45	18	PFDA	513 > 468.8	1.55e1	1.39e4	0.250	0.000	5.17	0.0139	0.1117		31.7	YES
46	19	8:2 FTS	527 > 506.9		2.41e3	0.250							
47	20	PFNS	549.1 > 80.1		3.15e3	0.250							
48	25	PFUdA	563.0 > 518.9		1.68e4	0.250							
49	26	PFDS	598.8 > 79.9		3.15e3	0.250							
50	48	13C2-PFDA	515.1 > 469.9	1.39e4	1.73e4	0.250	0.800	5.17	10.0	37.4516	74.9		
51	49	13C2-8:2 FTS	529.1 > 508.7	2.41e3	3.26e3	0.250	0.739	5.14	9.24	50.6927	101.4		
52	47	13C8-PFOS	507.0 > 79.9	3.15e3	3.26e3	0.250	0.966	4.88	12.1	45.8617	91.7		
53	51	13C2-PFUdA	565 > 519.8	1.68e4	2.52e4	0.250	0.669	5.49	8.36	34.6116	69.2		
54	47	13C8-PFOS	507.0 > 79.9	3.15e3	3.26e3	0.250	0.966	4.88	12.1	45.8617	91.7		
55	-1												
56	21	L-MeFOSAA	570 > 419		3.74e3	0.250							
57	22	Br-MeFOSAA	570. > 419		3.74e3	0.250							
58	71	Total N-MeFOSAA	570. > 419	0.00e0	3.74e3	0.250			0.000				
59	27	PFDoA	612.9 > 569.0		1.66e4	0.250							
60	29	PFTrDA	662.9 > 618.9		1.66e4	0.250							
61	50	d3-N-MeFOSAA	573.3 > 419	3.74e3	2.52e4	0.250	0.149	5.31	1.86	30.2759	60.6		
62	50	d3-N-MeFOSAA	573.3 > 419	3.74e3	2.52e4	0.250	0.149	5.31	1.86	30.2759	60.6		
63	50	d3-N-MeFOSAA	573.3 > 419	3.74e3	2.52e4	0.250	0.149	5.31	1.86	30.2759	60.6		
64	53	13C2-PFDoA	615.0 > 569.7	1.66e4	1.73e4	0.250	0.959	5.77	12.0	37.2402	74.5		
65	53	13C2-PFDoA	615.0 > 569.7	1.66e4	1.73e4	0.250	0.959	5.77	12.0	37.2402	74.5		
66	-1												
67	23	L-EtFOSAA	584.1 > 419		4.77e3	0.250							
68	24	Br-ETFOSAA	584.1 > 419		4.77e3	0.250							
69	72	Total N-EtFOSAA	584.1 > 419	0.00e0	4.77e3	0.250			0.000				
70	30	PFTeDA	712.8 > 669.0	5.23e1	1.35e4	0.250	0.000	6.23	0.0485			16.8	NO
71	28	N-MeFOSA	512.1 > 168.9			0.250							
72	52	d5-N-EtFOSAA	589.3 > 419	4.77e3	2.52e4	0.250	0.190	5.47	2.37	34.2562	68.5		

AD 9/26/2018

MMM 9/26/2018

Dataset: Z:\Projects\PFAS.PRO\Results\180925M1\180925M1-43.qld

Last Altered: Wednesday, September 26, 2018 12:15:28 Pacific Daylight Time
Printed: Wednesday, September 26, 2018 12:15:46 Pacific Daylight Time

Name: 180925M1_43, Date: 25-Sep-2018, Time: 20:48:04, ID: B8I0043-BLK1 Method Blank 0.25, Description: Method Blank

	#	Name	Trace	Area	IS Area	wt/vol	RRF	RT	Respon...	Conc.	%Rec	Ion Ratio	Ratio Out?
73	52	d5-N-EtFOSAA	589.3 > 419	4.77e3	2.52e4	0.250	0.190	5.47	2.37	34.2562	68.5		
74	52	d5-N-EtFOSAA	589.3 > 419	4.77e3	2.52e4	0.250	0.190	5.47	2.37	34.2562	68.5		
75	55	13C2-PFTeDA	714.8 > 669.6	1.35e4	2.52e4	0.250	0.536	6.23	6.70	42.2492	84.5		
76	54	d3-N-MeFOSA	515.2 > 168.9		2.52e4	0.250							
77	-1												
78	31	N-EtFOSA	526.1 > 168.9			0.250							
79	32	PFHxDA	813.1 > 768.6	8.95e1	7.30e3	0.250	0.000	6.55	0.0613			20.7	NO
80	33	PFODA	913.1 > 868.8	2.16e1	7.30e3	0.250	0.000	6.77	0.0148	0.0161			
81	34	N-MeFOSE	616.1 > 58.9			0.250							
82	35	N-EtFOSE	630.1 > 58.9			0.250							
83	56	d5-N-ETFOSA	531.1 > 168.9		2.52e4	0.250							
84	57	13C2-PFHxDA	815 > 769.7	7.30e3	2.52e4	0.250	0.725	6.55	3.63	15.4579	77.3		
85	57	13C2-PFHxDA	815 > 769.7	7.30e3	2.52e4	0.250	0.725	6.55	3.63	15.4579	77.3		
86	58	d7-N-MeFOSE	623.1 > 58.9		2.52e4	0.250							
87	59	d9-N-EtFOSE	639.2 > 58.8		2.52e4	0.250							
88	-1												
89	73	TCDA	498.3>106.9			0.250							
90	61	13C5-PFHxA	318 > 272.9	1.82e4	1.82e4	0.250	1.00	3.21	12.5	50.0000	100.0		
91	60	13C4-PFBA	217. > 172	1.02e4	1.02e4	0.250	1.00	1.43	12.5	50.0000	100.0		
92	62	13C3-PFHxS	401.8 > 79.9	3.02e3	3.02e3	0.250	1.00	3.98	12.5	50.0000	100.0		
93	63	13C8-PFOA	420.9 > 376	2.54e4	2.54e4	0.250	1.00	4.36	12.5	50.0000	100.0		
94	47	13C8-PFOS	507.0 > 79.9	3.15e3	3.26e3	0.250	0.966	4.88	12.1	45.8617	91.7		
95	64	13C9-PFNA	472.2 > 426.9	1.92e4	1.92e4	0.250	1.00	4.80	12.5	50.0000	100.0		
96	65	13C4-PFOS	503 > 79.9	3.26e3	3.26e3	0.250	1.00	4.88	12.5	50.0000	100.0		
97	66	13C6-PFDA	519.1 > 473.7	1.73e4	1.73e4	0.250	1.00	5.17	12.5	50.0000	100.0		
98	67	13C7-PFUdA	570.1 > 524.8	2.52e4	2.52e4	0.250	1.00	5.49	12.5	50.0000	100.0		

AD 9/26/2018

Vista Analytical Laboratory

MMM 9/26/2018

Dataset: Z:\Projects\PFAS.PRO\Results\180925M1\180925M1-43.qld

Last Altered: Wednesday, September 26, 2018 12:15:28 Pacific Daylight Time
Printed: Wednesday, September 26, 2018 12:15:46 Pacific Daylight Time

Method: Z:\Projects\PFAS.PRO\MethDB\PFAS_FULL_80C_092518.mdb 26 Sep 2018 09:51:35
Calibration: Z:\Projects\PFAS.PRO\CurveDB\C18_VAL-PFAS_Q4_09-25-18.cdb 26 Sep 2018 10:07:46

Name: 180925M1_43, Date: 25-Sep-2018, Time: 20:48:04, ID: B8I0043-BLK1 Method Blank 0.25, Description: Method Blank

PFBA

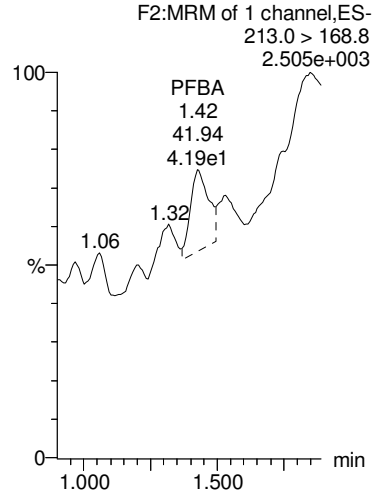

PFPeA

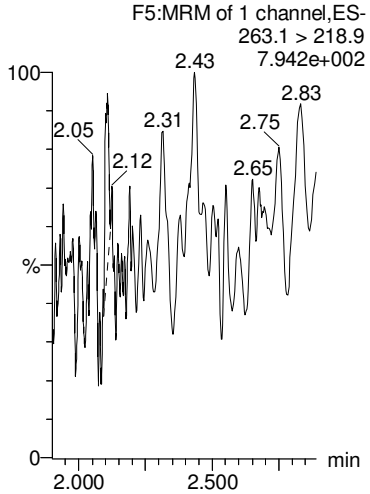

PFBS

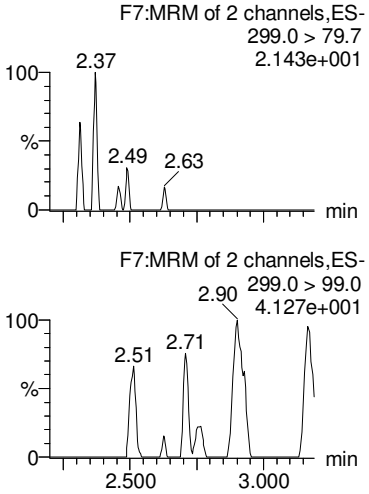

4:2 FTS

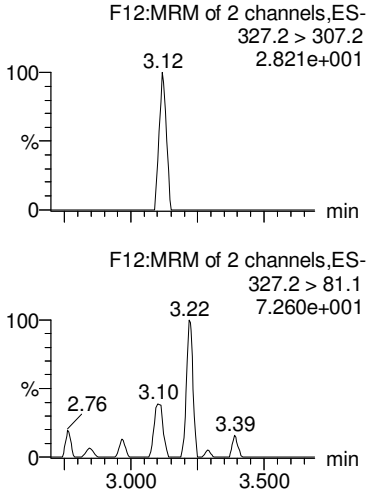

PFHxA

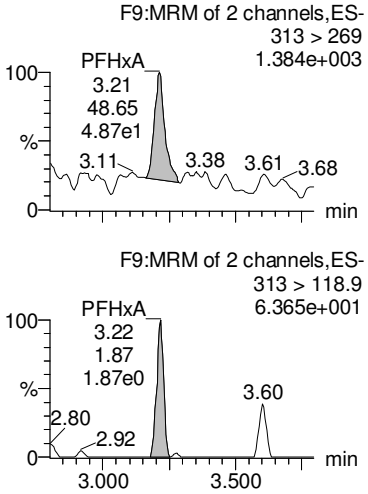

13C3-PFBA

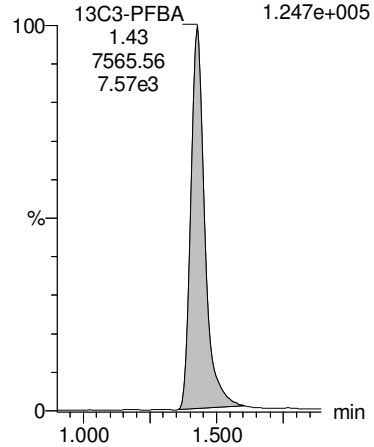

13C3-PFPeA

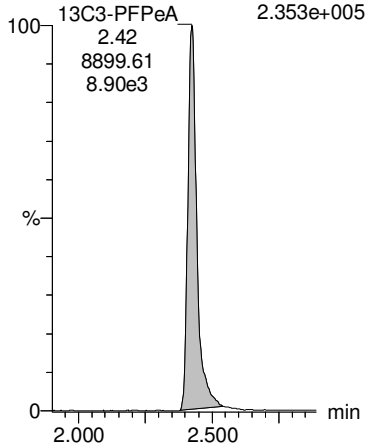

13C3-PFBS

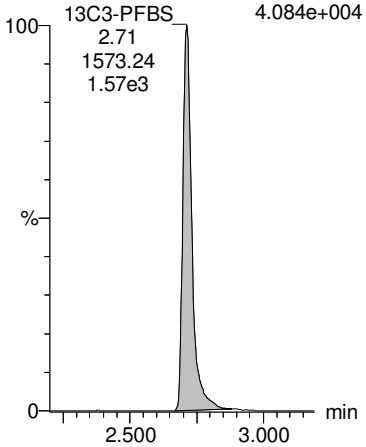

13C2-4:2 FTS

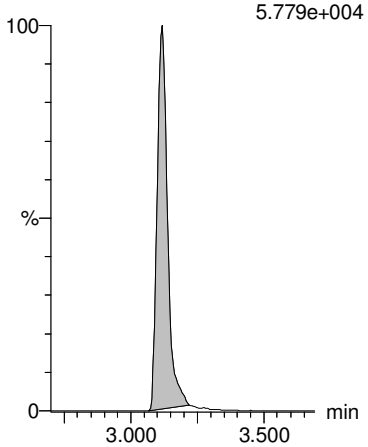

13C2-PFHxA

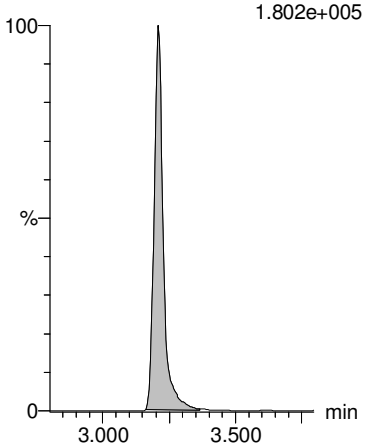

AD 9/26/2018

MMM 9/26/2018

Dataset: Z:\Projects\PFAS.PRO\Results\180925M1\180925M1-43.qld

Last Altered: Wednesday, September 26, 2018 12:15:28 Pacific Daylight Time
Printed: Wednesday, September 26, 2018 12:15:46 Pacific Daylight Time

Name: 180925M1_43, Date: 25-Sep-2018, Time: 20:48:04, ID: B8I0043-BLK1 Method Blank 0.25, Description: Method Blank

PFHpA

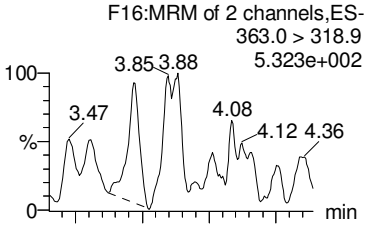

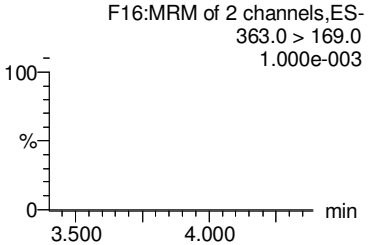

PFPeS

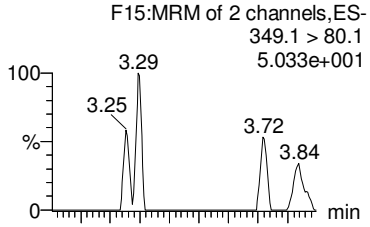

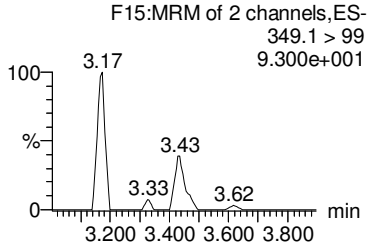

L-PFHxS

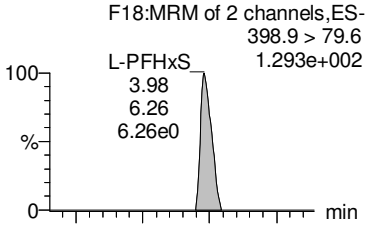

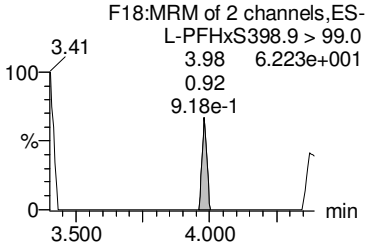

Br-PFHxS

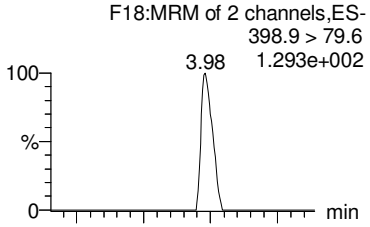

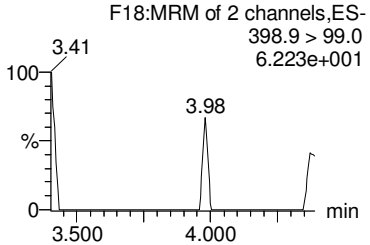

Total PFHxS

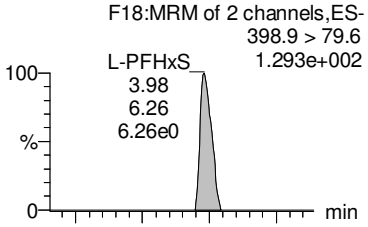

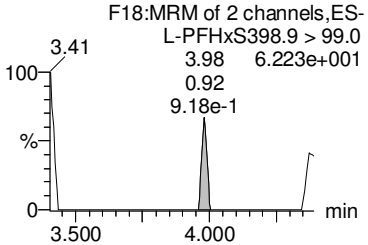

13C3-PFBS

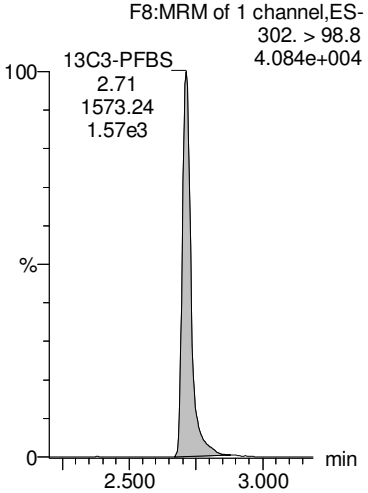

13C4-PFHpA

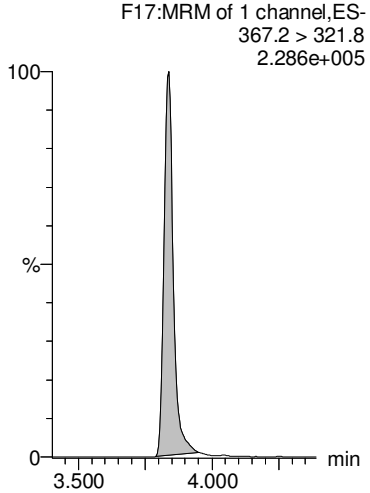

18O2-PFHxS

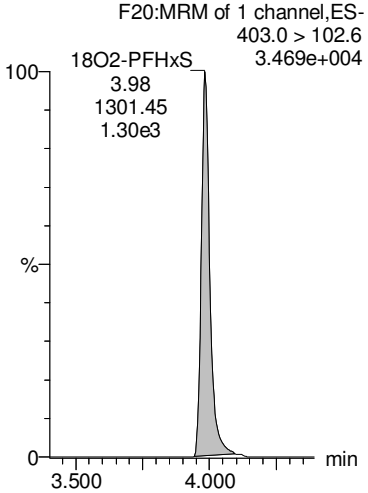

18O2-PFHxS

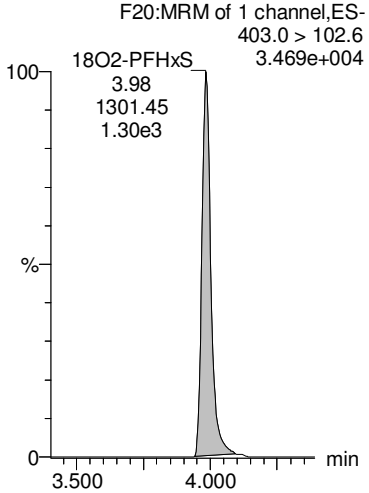

18O2-PFHxS

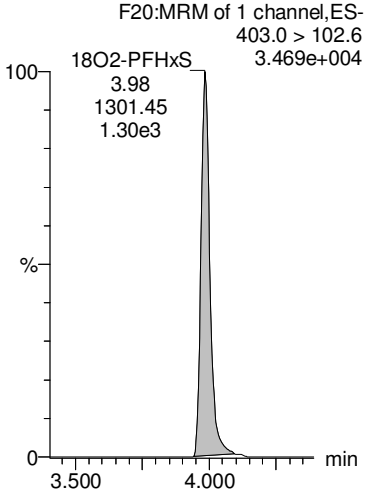

AD 9/26/2018

MMM 9/26/2018

Dataset: Z:\Projects\PFAS.PRO\Results\180925M1\180925M1-43.qld

Last Altered: Wednesday, September 26, 2018 12:15:28 Pacific Daylight Time
Printed: Wednesday, September 26, 2018 12:15:46 Pacific Daylight Time

Name: 180925M1_43, Date: 25-Sep-2018, Time: 20:48:04, ID: B8I0043-BLK1 Method Blank 0.25, Description: Method Blank

6:2 FTS

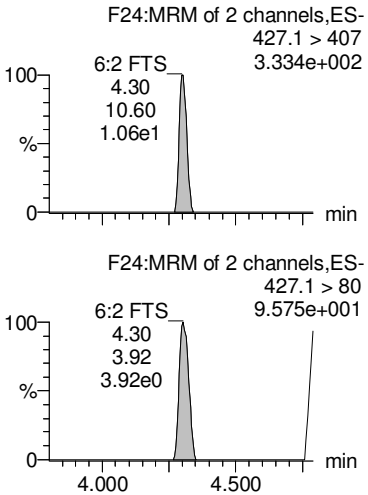

L-PFOA

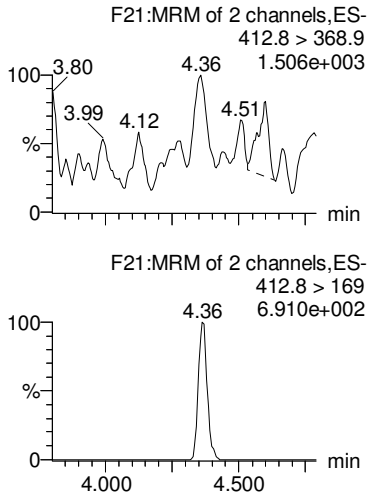

Br-PFOA

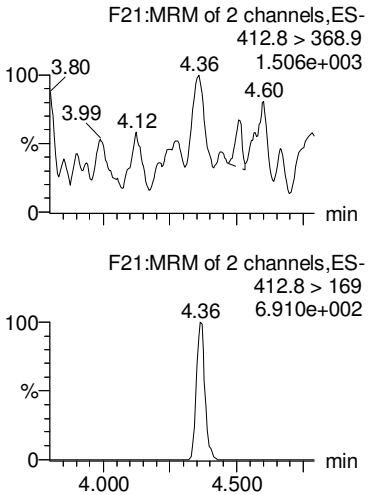

Total PFOA

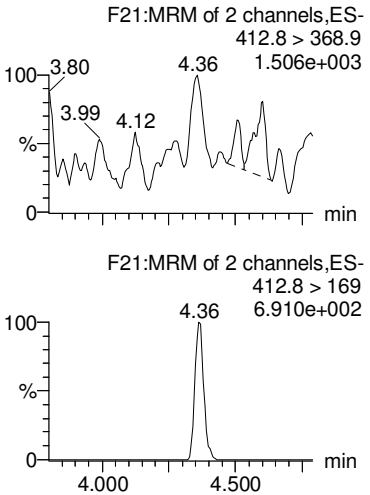

PFHpS

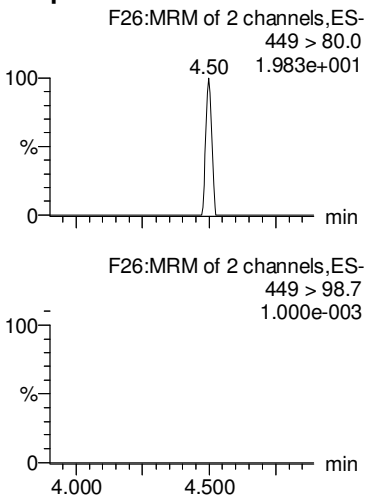

13C2-6:2 FTS

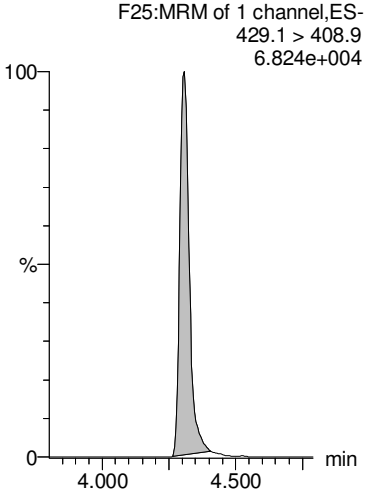

13C2-PFOA

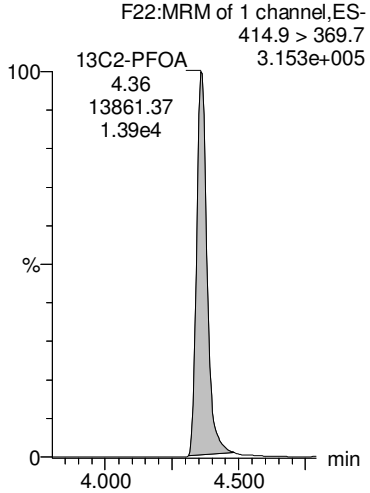

13C2-PFOA

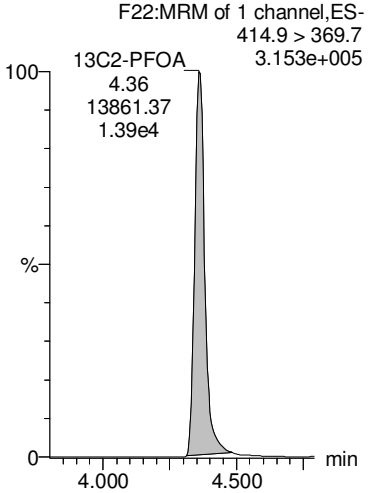

13C2-PFOA

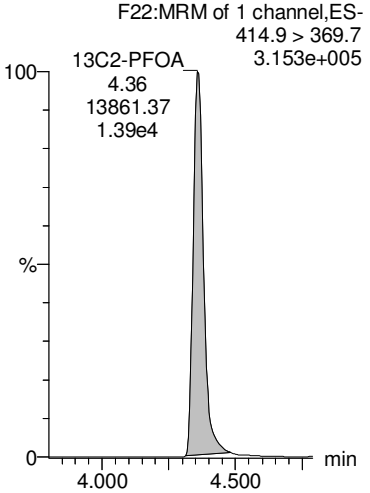

13C8-PFOS

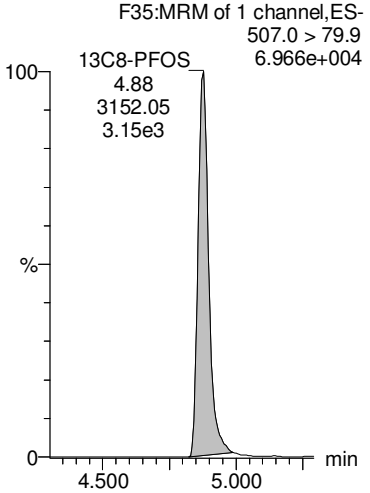

AD 9/26/2018

MMM 9/26/2018

Dataset: Z:\Projects\PFAS.PRO\Results\180925M1\180925M1-43.qld

Last Altered: Wednesday, September 26, 2018 12:15:28 Pacific Daylight Time
Printed: Wednesday, September 26, 2018 12:15:46 Pacific Daylight Time

Name: 180925M1_43, Date: 25-Sep-2018, Time: 20:48:04, ID: B8I0043-BLK1 Method Blank 0.25, Description: Method Blank

L-PFOS

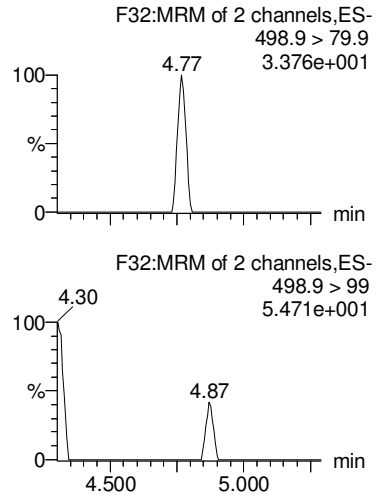

Br-PFOS

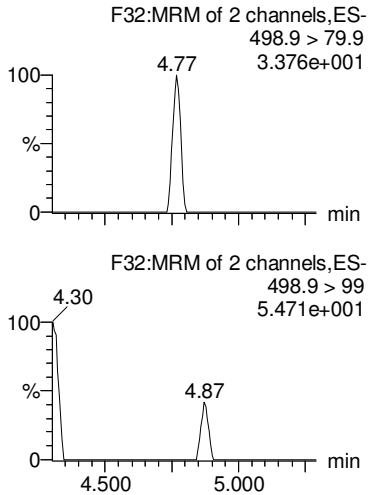

Total PFOS

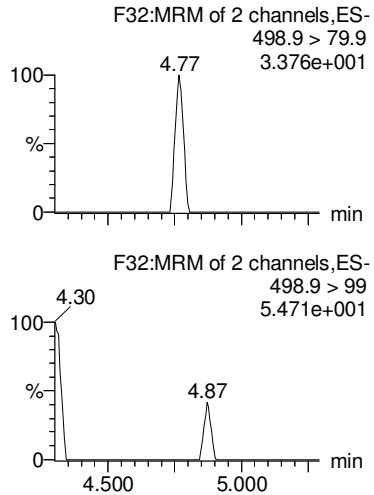

PFNA

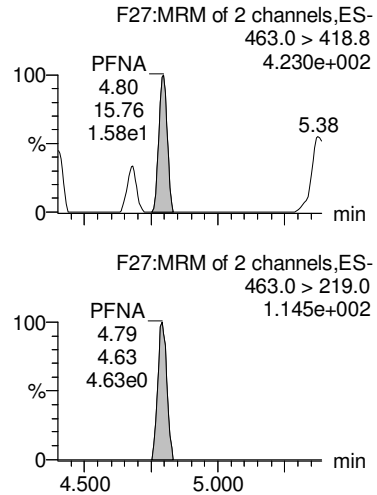

PFOSA

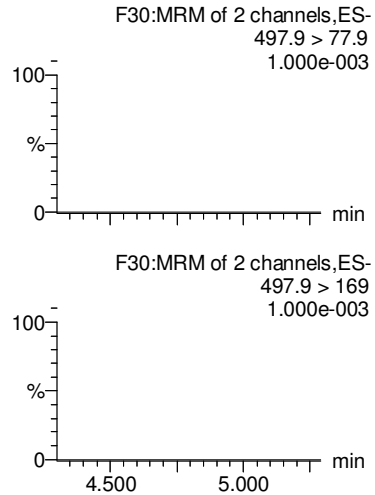

13C8-PFOS

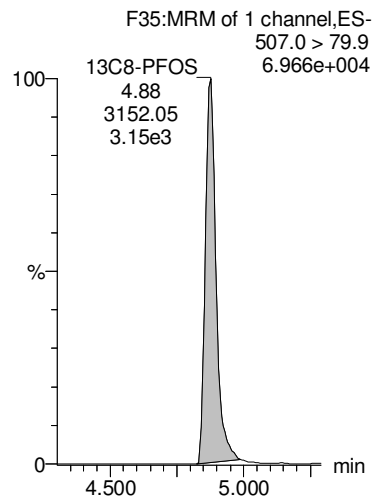

13C8-PFOS

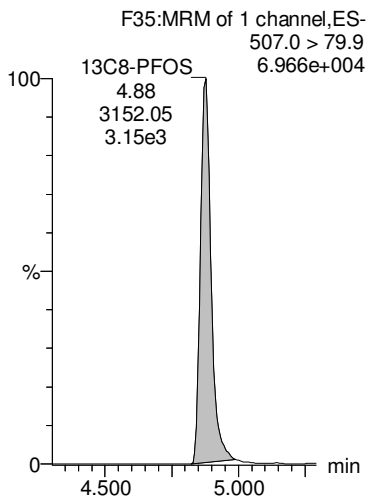

13C8-PFOS

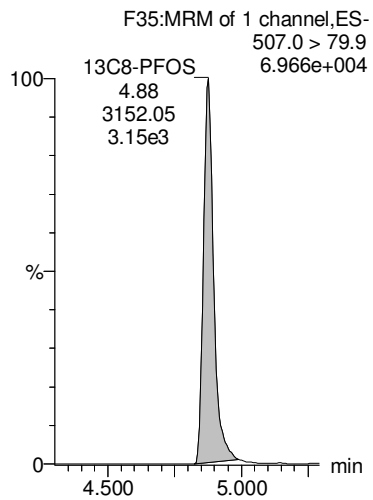

13C5-PFNA

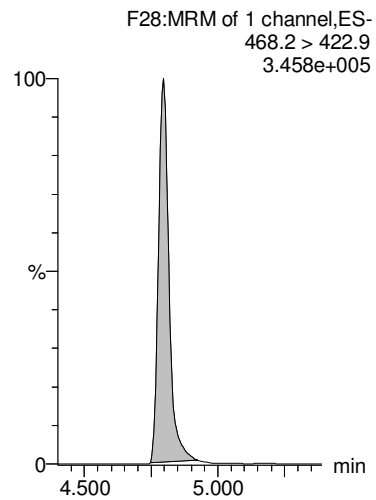

13C8-PFOSA

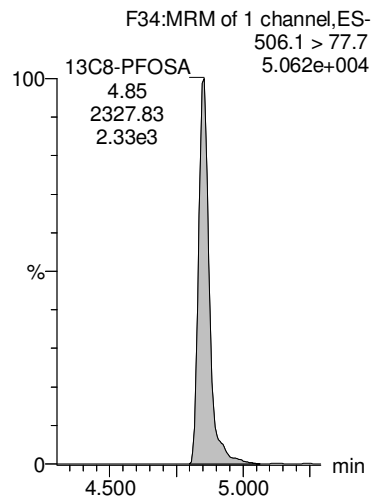

AD 9/26/2018

MMM 9/26/2018

Dataset: Z:\Projects\PFAS.PRO\Results\180925M1\180925M1-43.qld

Last Altered: Wednesday, September 26, 2018 12:15:28 Pacific Daylight Time
Printed: Wednesday, September 26, 2018 12:15:46 Pacific Daylight Time

Name: 180925M1_43, Date: 25-Sep-2018, Time: 20:48:04, ID: B8I0043-BLK1 Method Blank 0.25, Description: Method Blank

PFDA

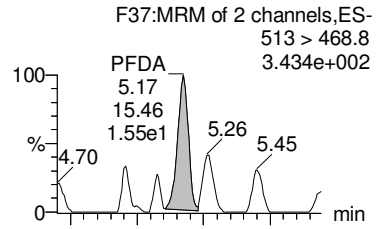

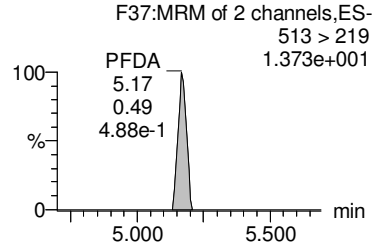

8:2 FTS

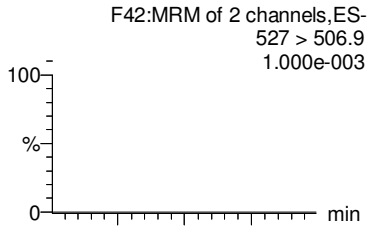

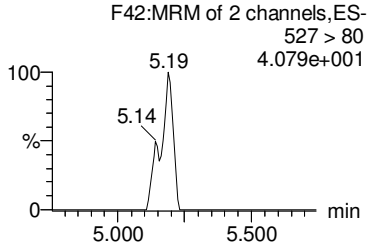

PFNS

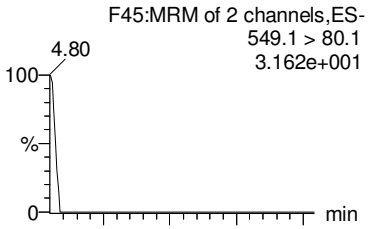

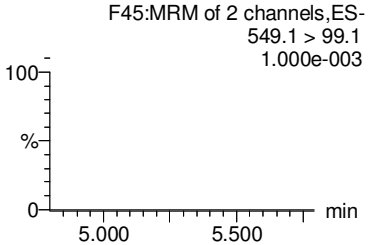

PFUdA

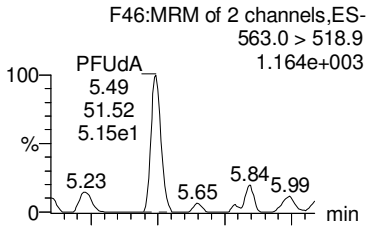

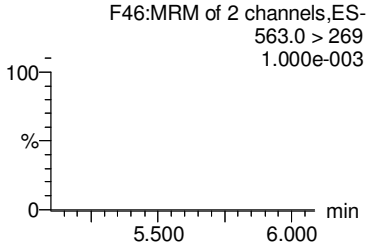

PFDS

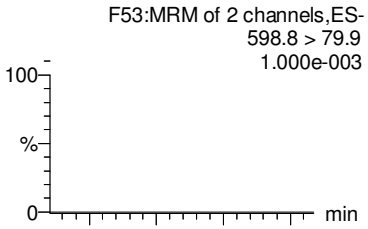

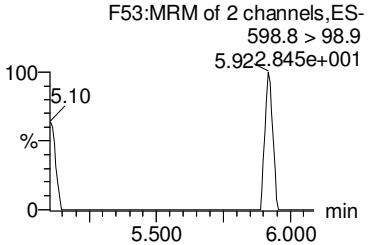

13C2-PFDA

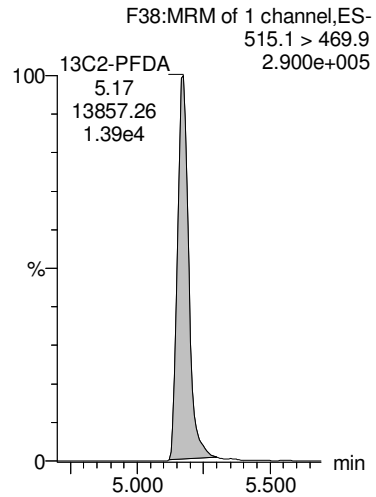

13C2-8:2 FTS

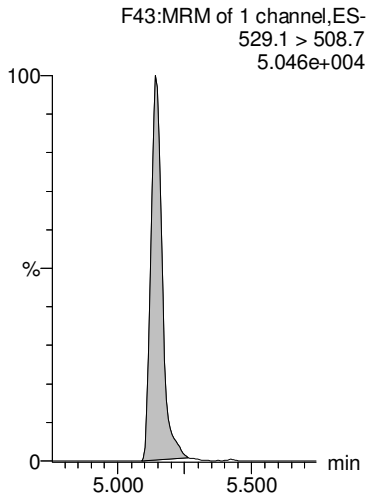

13C8-PFOS

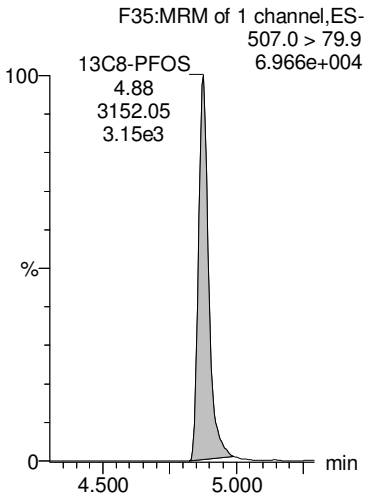

13C2-PFUdA

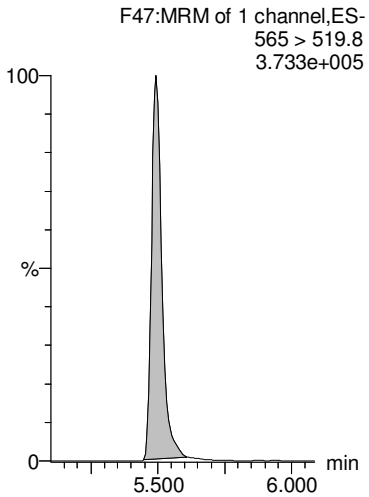

13C8-PFOS

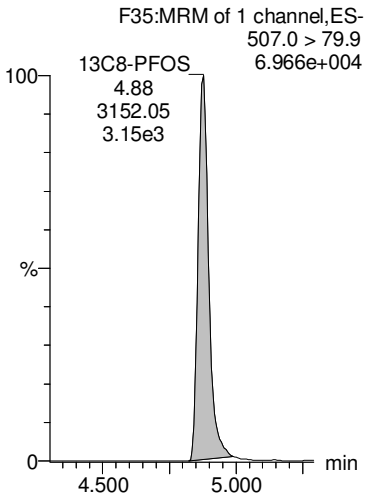

AD 9/26/2018

MMM 9/26/2018

Dataset: Z:\Projects\PFAS.PRO\Results\180925M1\180925M1-43.qld

Last Altered: Wednesday, September 26, 2018 12:15:28 Pacific Daylight Time
Printed: Wednesday, September 26, 2018 12:15:46 Pacific Daylight Time

Name: 180925M1_43, Date: 25-Sep-2018, Time: 20:48:04, ID: B8I0043-BLK1 Method Blank 0.25, Description: Method Blank

L-MeFOSAA

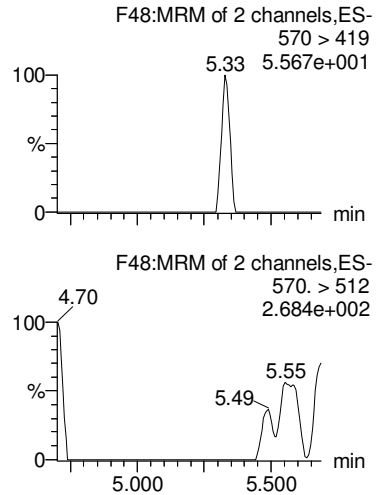

Br-MeFOSAA

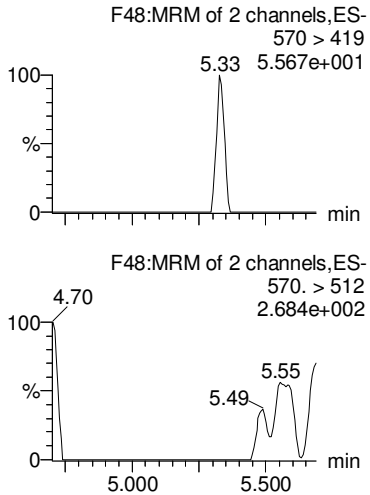

Total N-MeFOSAA

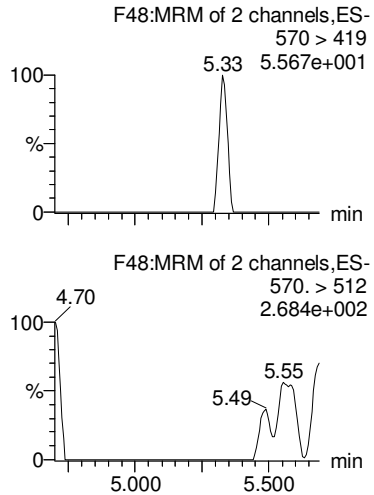

PFDoA

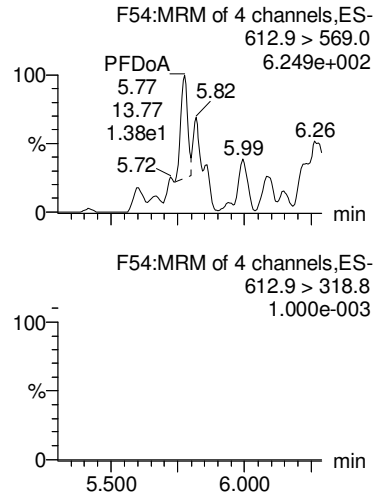

PFTrDA

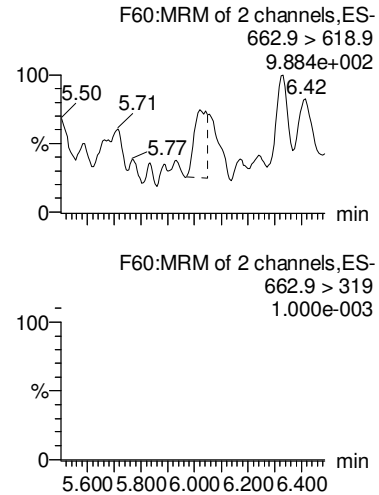

d3-N-MeFOSAA

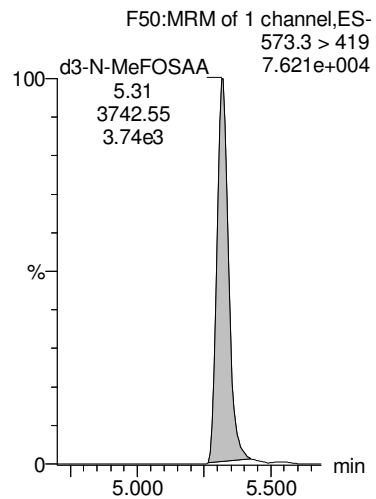

d3-N-MeFOSAA

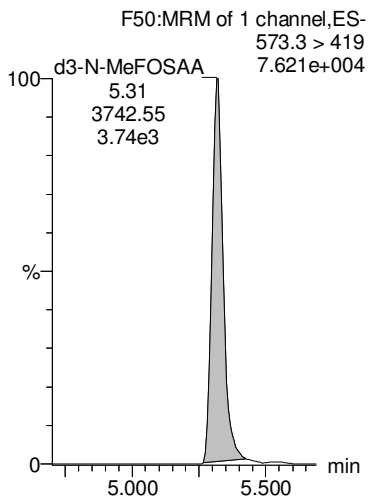

d3-N-MeFOSAA

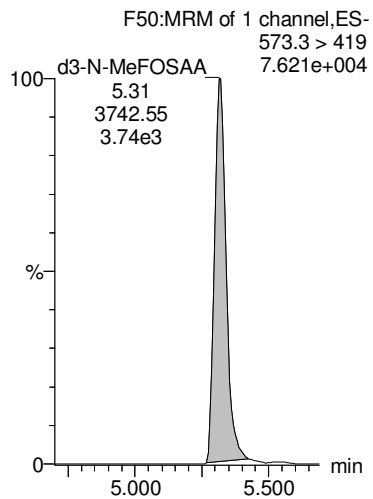

13C2-PFDoA

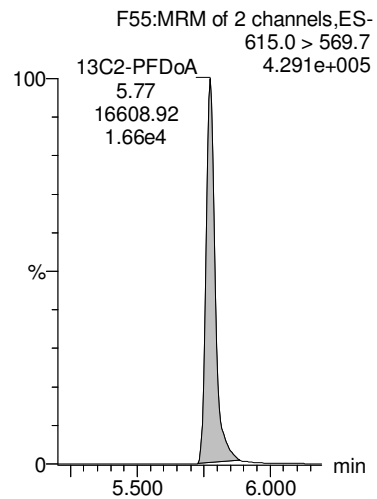

13C2-PFDoA

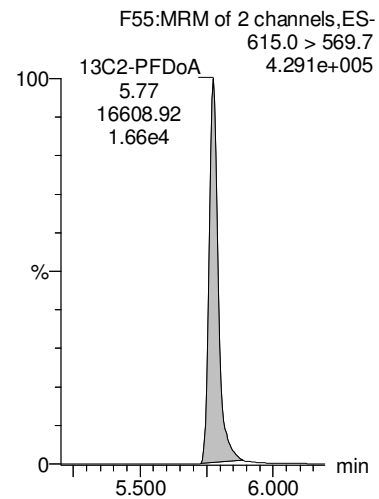

AD 9/26/2018

MMM 9/26/2018

Dataset: Z:\Projects\PFAS.PRO\Results\180925M1\180925M1-43.qld

Last Altered: Wednesday, September 26, 2018 12:15:28 Pacific Daylight Time
Printed: Wednesday, September 26, 2018 12:15:46 Pacific Daylight Time

Name: 180925M1_43, Date: 25-Sep-2018, Time: 20:48:04, ID: B8I0043-BLK1 Method Blank 0.25, Description: Method Blank

L-EtFOSAA

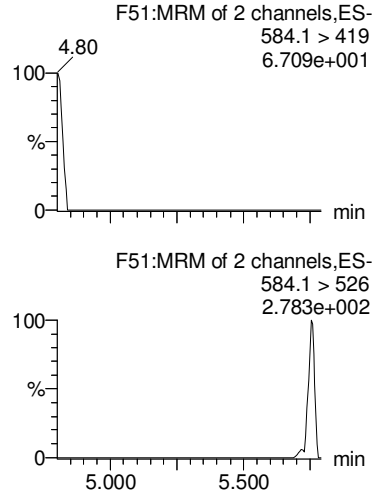

Br-ETFOSAA

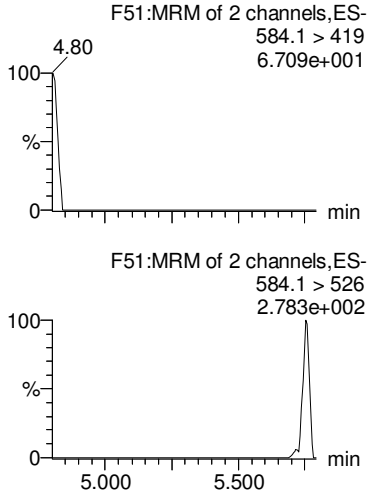

Total N-EtFOSAA

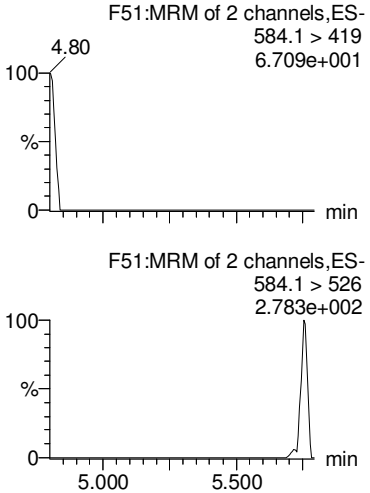

PFTeDA

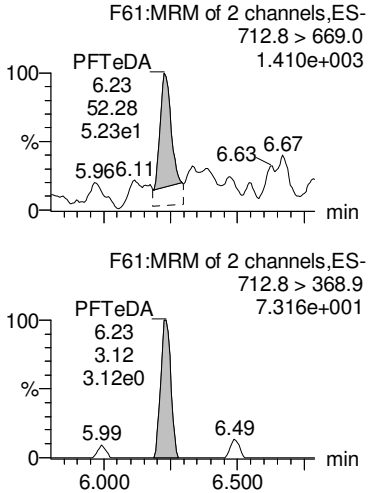

N-MeFOSA

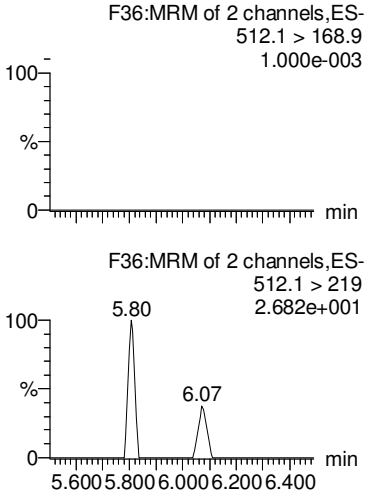

d5-N-EtFOSAA

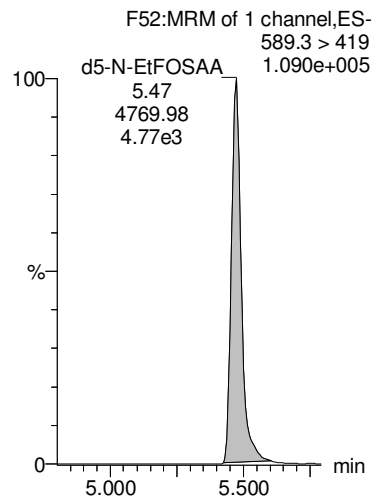

d5-N-EtFOSAA

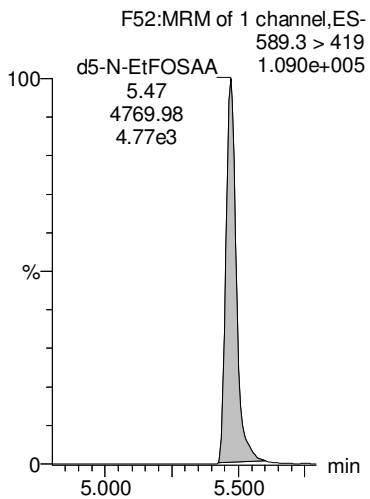

d5-N-EtFOSAA

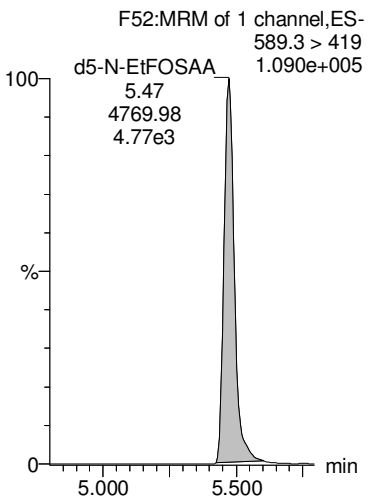

13C2-PFTeDA

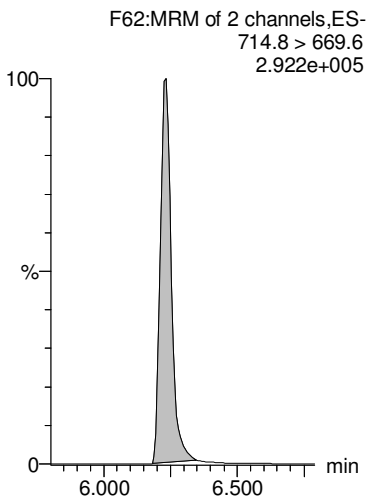

d3-N-MeFOSA

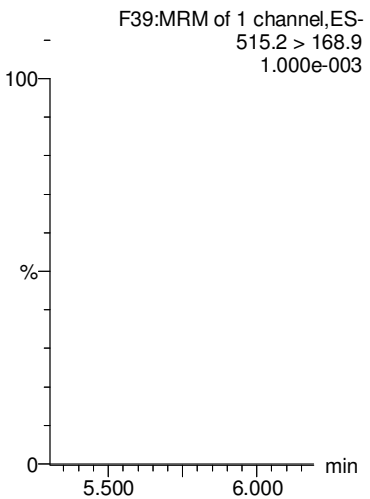

AD 9/26/2018

MMM 9/26/2018

Dataset: Z:\Projects\PFAS.PRO\Results\180925M1\180925M1-43.qld

Last Altered: Wednesday, September 26, 2018 12:15:28 Pacific Daylight Time
Printed: Wednesday, September 26, 2018 12:15:46 Pacific Daylight Time

Name: 180925M1_43, Date: 25-Sep-2018, Time: 20:48:04, ID: B8I0043-BLK1 Method Blank 0.25, Description: Method Blank

N-EtFOSA

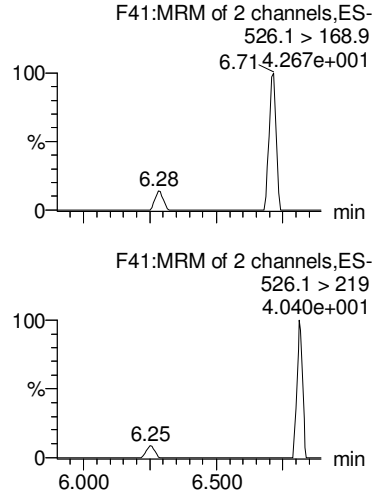

PFHxDA

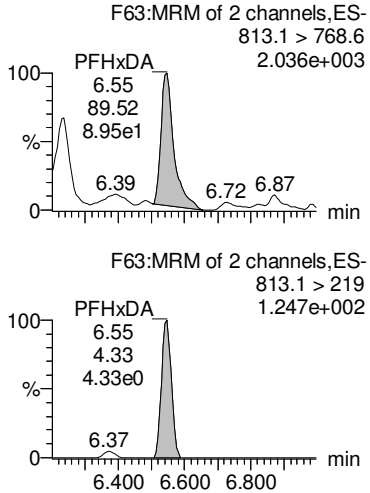

PFODA

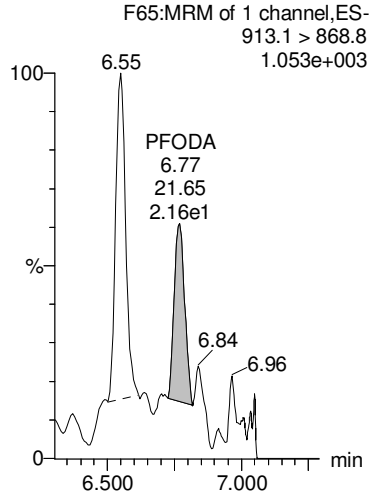

N-MeFOSE

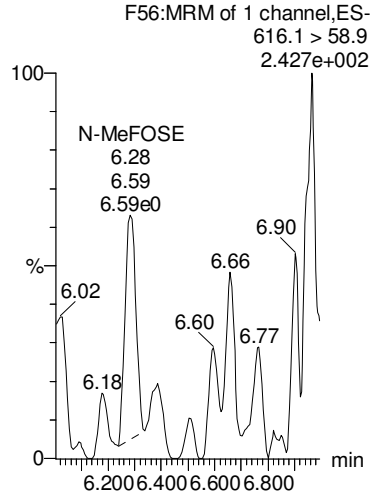

N-EtFOSE

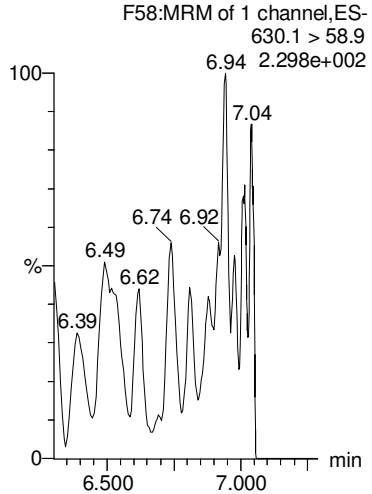

d5-N-ETFOSA

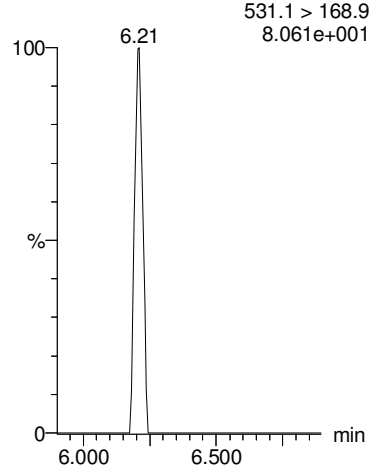

13C2-PFHxDA

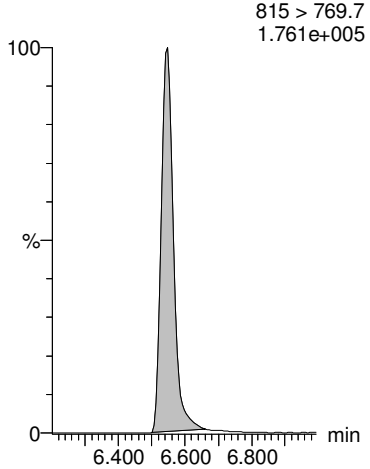

13C2-PFHxDA

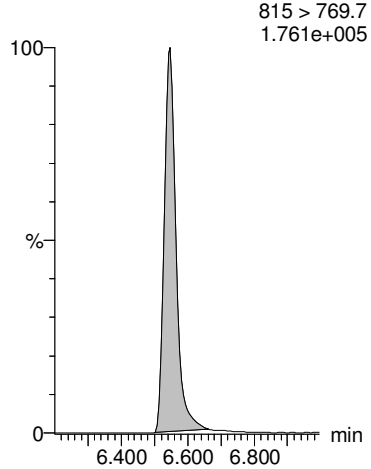

d7-N-MeFOSE

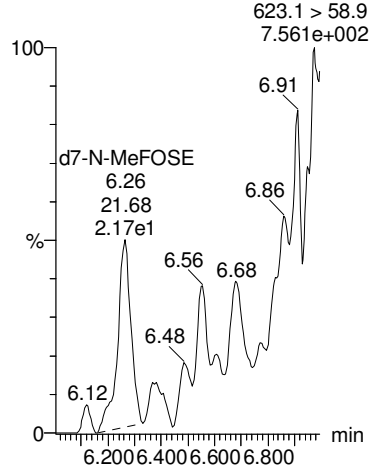

d9-N-EtFOSE

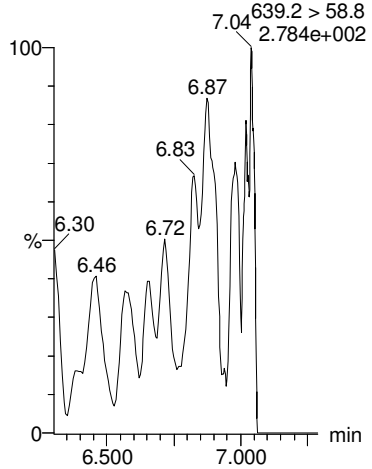

AD 9/26/2018

MMM 9/26/2018

Dataset: Z:\Projects\PFAS.PRO\Results\180925M1\180925M1-43.qld

Last Altered: Wednesday, September 26, 2018 12:15:28 Pacific Daylight Time
Printed: Wednesday, September 26, 2018 12:15:46 Pacific Daylight Time

Name: 180925M1_43, Date: 25-Sep-2018, Time: 20:48:04, ID: B8I0043-BLK1 Method Blank 0.25, Description: Method Blank

TCDA

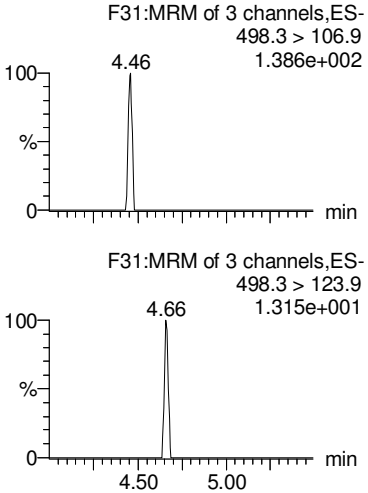

13C5-PFHxA

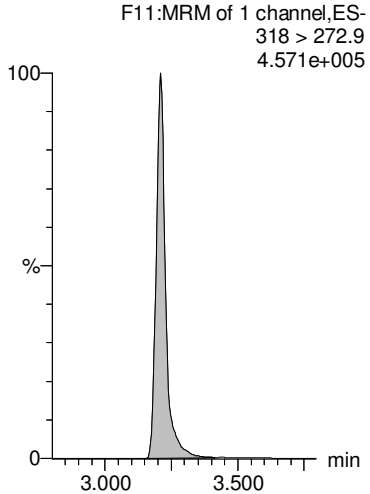

13C4-PFBA

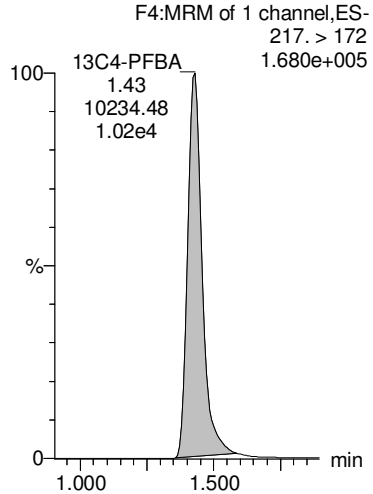

13C3-PFHxS

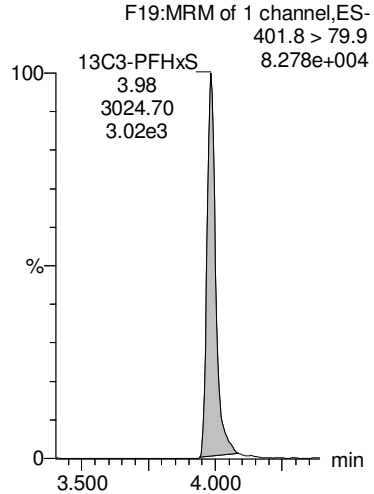

13C8-PFOA

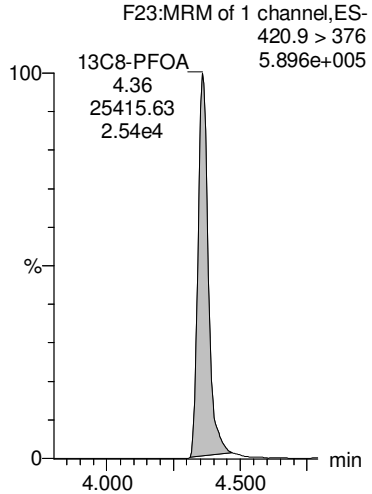

13C8-PFOS

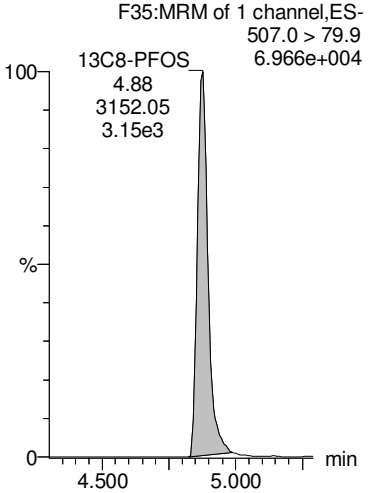

13C9-PFNA

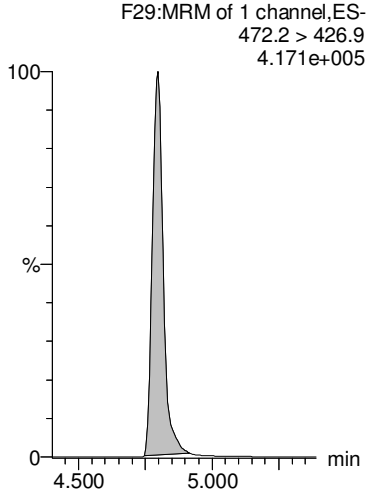

13C4-PFOS

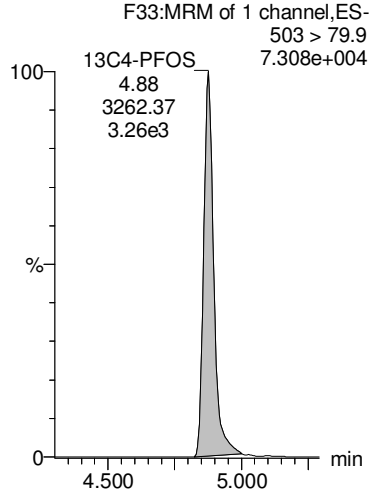

13C6-PFDA

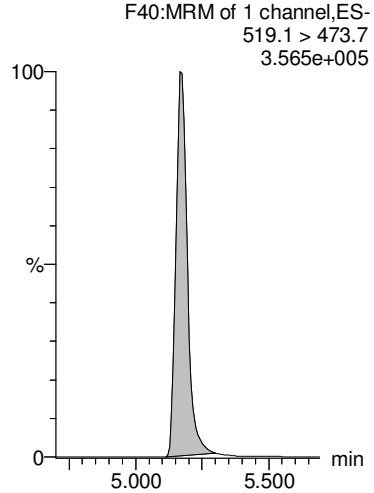

13C7-PFUdA

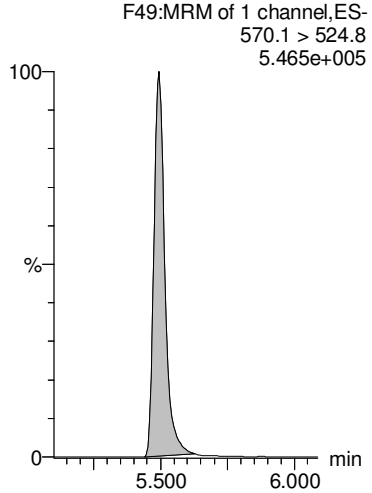

AD 9/26/2018

MMM 9/26/2018

Dataset: Z:\Projects\PFAS.PRO\Results\180925M1\180925M1-42.qld

Last Altered: Wednesday, September 26, 2018 12:11:40 Pacific Daylight Time
Printed: Wednesday, September 26, 2018 12:12:20 Pacific Daylight Time

Name: 180925M1_42, Date: 25-Sep-2018, Time: 20:37:25, ID: B8I0043-BS1 OPR 0.25, Description: OPR

	#	Name	Trace	Area	IS Area	wt/vol	RRF	RT	Respon...	Conc.	%Rec	Ion Ratio	Ratio Out?	
1	1	PFBA	213.0 > 168.8	7.30e3	7.26e3	0.250	1.26	1.42	12.6	44.0099	110.0			
2	2	PFPeA	263.1 > 218.9	7.35e3	8.74e3	0.250	1.05	2.43	10.5	41.5863	104.0			
3	3	PFBS	299.0 > 79.7	2.58e3	1.63e3	0.250	1.98	2.71	19.8	42.8597	107.1	2.70	NO	
4	4	4:2 FTS	327.2>307.2	3.16e3	2.48e3	0.250	1.60	3.12	16.0	51.3101	128.3	2.11	NO	
5	5	PFHxA	313 > 269	1.42e4	6.69e3	0.250	1.07	3.21	10.7	44.2288	110.6	15.1	NO	
6	36	13C3-PFBA	216.1 > 171.8	7.26e3	1.04e4	0.250	0.696	1.42	8.70	47.0656	94.1			
7	37	13C3-PFPeA	266. > 221.8	8.74e3	1.81e4	0.250	0.484	2.42	6.05	44.0965	88.2			
8	38	13C3-PFBS	302. > 98.8	1.63e3	3.13e3	0.250	0.521	2.71	6.51	49.8599	99.7			
9	39	13C2-4:2 FTS	329.2>308.9	2.48e3	3.13e3	0.250	0.791	3.12	9.89	45.8906	91.8			
10	40	13C2-PFHxA	315 > 270	6.69e3	1.81e4	0.250	0.926	3.21	4.63	18.5712	92.9			
11	-1													
12	6	PFPeS	349.1>80.1	2.11e3	1.63e3	0.250	1.61	3.41	16.1	42.6648	106.7	1.45	NO	
13	7	PFHpA	363.0 > 318.9	9.09e3	8.86e3	0.250	1.28	3.84	12.8	44.1843	110.5	10.7	NO	
14	8	L-PFHxS	398.9 > 79.6	2.07e3	1.23e3	0.250	2.10	3.98	21.0	46.9020	117.3	1.71	NO	
15	68	Total PFHxS	398.9 > 79.6	2.07e3	1.23e3	0.250			21.0	46.9020				
16	10	6:2 FTS	427.1 > 407	3.64e3	2.81e3	0.250	1.62	4.31	16.2	46.2644	115.7	3.44	NO	
17	38	13C3-PFBS	302. > 98.8	1.63e3	3.13e3	0.250	0.521	2.71	6.51	49.8599	99.7			
18	41	13C4-PFHpA	367.2 > 321.8	8.86e3	1.81e4	0.250	0.491	3.84	6.13	46.5023	93.0			
19	42	18O2-PFHxS	403.0 > 102.6	1.23e3	3.13e3	0.250	0.394	3.98	4.92	45.0634	90.1			
20	42	18O2-PFHxS	403.0 > 102.6	1.23e3	3.13e3	0.250	0.394	3.98	4.92	45.0634	90.1			
21	43	13C2-6:2 FTS	429.1 > 408.9	2.81e3	3.41e3	0.250	0.822	4.31	10.3	44.9917	90.0			
22	-1													
23	11	L-PFOA	412.8 > 368.9	1.98e4	1.34e4	0.250	1.84	4.36	18.4	43.2086	108.0	3.37	NO	
24	69	Total PFOA	412.8 > 368.9	1.98e4	1.34e4	0.250			18.4	43.2086				
25	13	PFHpS	449 > 80.0	2.55e3	3.36e3	0.250	0.948	4.47	9.48	44.6835	111.7	1.75	NO	
26	16	L-PFOS	498.9 > 79.9	2.90e3	3.36e3	0.250	1.08	4.88	10.8	43.4460	108.6	1.94	NO	
27	70	Total PFOS	498.9 > 79.9	2.90e3	3.36e3	0.250			10.8	43.4460				
28	44	13C2-PFOA	414.9 > 369.7	1.34e4	2.67e4	0.250	0.503	4.36	6.29	44.4712	88.9			
29	44	13C2-PFOA	414.9 > 369.7	1.34e4	2.67e4	0.250	0.503	4.36	6.29	44.4712	88.9			
30	47	13C8-PFOS	507.0 > 79.9	3.36e3	3.41e3	0.250	0.985	4.88	12.3	46.7499	93.5			
31	47	13C8-PFOS	507.0 > 79.9	3.36e3	3.41e3	0.250	0.985	4.88	12.3	46.7499	93.5			
32	47	13C8-PFOS	507.0 > 79.9	3.36e3	3.41e3	0.250	0.985	4.88	12.3	46.7499	93.5			
33	-1													
34	14	PFNA	463.0 > 418.8	1.41e4	1.58e4	0.250	1.12	4.80	11.2	43.1990	108.0	3.78	NO	
35	15	PFOSA	497.9 > 77.9	1.96e3	2.08e3	0.250	1.18	4.85	11.8	45.8713	114.7	40.6	NO	AD 9/26/2018
36	18	PFDA	513 > 468.8	1.43e4	1.33e4	0.250	1.35	5.17	13.5	43.0191	107.5	4.78	NO	

MMM 9/26/2018

Dataset: Z:\Projects\PFAS.PRO\Results\180925M1\180925M1-42.qld

Last Altered: Wednesday, September 26, 2018 12:11:40 Pacific Daylight Time
Printed: Wednesday, September 26, 2018 12:12:20 Pacific Daylight Time

Name: 180925M1_42, Date: 25-Sep-2018, Time: 20:37:25, ID: B8I0043-BS1 OPR 0.25, Description: OPR

	#	Name	Trace	Area	IS Area	wt/vol	RRF	RT	Respon...	Conc.	%Rec	Ion Ratio	Ratio Out?
37	19	8:2 FTS	527 > 506.9	3.09e3	2.20e3	0.250	1.76	5.14	17.6	45.9628	114.9	2.39	NO
38	20	PFNS	549.1 > 80.1	2.02e3	3.36e3	0.250	0.750	5.23	7.50	40.5583	101.4	1.60	NO
39	45	13C5-PFNA	468.2 > 422.9	1.58e4	1.97e4	0.250	0.802	4.80	10.0	40.4944	81.0		
40	46	13C8-PFOSA	506.1 > 77.7	2.08e3	2.60e4	0.250	0.0800	4.85	1.00	19.0710	38.1		
41	48	13C2-PFDA	515.1 > 469.9	1.33e4	1.89e4	0.250	0.705	5.17	8.81	32.9874	66.0		
42	49	13C2-8:2 FTS	529.1 > 508.7	2.20e3	3.41e3	0.250	0.645	5.14	8.06	44.2188	88.4		
43	47	13C8-PFOS	507.0 > 79.9	3.36e3	3.41e3	0.250	0.985	4.88	12.3	46.7499	93.5		
44	-1												
45	21	L-MeFOSAA	570 > 419	5.10e3	4.19e3	0.250	1.52	5.32	15.2	41.8962	104.7	2.43	NO
46	71	Total N-MeFOSAA	570. > 419	5.10e3	4.19e3	0.250			15.2	41.8962			
47	23	L-EtFOSAA	584.1 > 419	4.64e3	4.96e3	0.250	1.17	5.48	11.7	44.0865	110.2	1.63	NO
48	72	Total N-EtFOSAA	584.1 > 419	4.64e3	4.96e3	0.250			11.7	44.0865			
49	25	PFUdA	563.0 > 518.9	1.38e4	1.71e4	0.250	1.01	5.50	10.1	40.1021	100.3	9.17	NO
50	50	d3-N-MeFOSAA	573.3 > 419	4.19e3	2.60e4	0.250	0.161	5.32	2.02	32.8411	65.7		
51	50	d3-N-MeFOSAA	573.3 > 419	4.19e3	2.60e4	0.250	0.161	5.32	2.02	32.8411	65.7		
52	52	d5-N-EtFOSAA	589.3 > 419	4.96e3	2.60e4	0.250	0.191	5.47	2.39	34.5501	69.1		
53	52	d5-N-EtFOSAA	589.3 > 419	4.96e3	2.60e4	0.250	0.191	5.47	2.39	34.5501	69.1		
54	51	13C2-PFUdA	565 > 519.8	1.71e4	2.60e4	0.250	0.659	5.50	8.23	34.1001	68.2		
55	-1												
56	26	PFDS	598.8 > 79.9	2.75e3	3.36e3	0.250	1.02	5.54	10.2	40.0731	100.2	1.72	NO
57	27	PFDoA	612.9 > 569.0	1.87e4	1.76e4	0.250	1.32	5.78	13.2	41.7009	104.3	9.30	NO
58	29	PFTrDA	662.9 > 618.9	2.00e4	1.76e4	0.250	1.42	6.02	14.2	43.3961	108.5	23.7	NO
59	30	PFTeDA	712.8 > 669.0	2.01e4	1.34e4	0.250	1.87	6.23	18.7	42.0391	105.1	14.6	NO
60	28	N-MeFOSA	512.1 > 168.9	8.82e2		0.250	0.000	5.80				1.76	NO
61	47	13C8-PFOS	507.0 > 79.9	3.36e3	3.41e3	0.250	0.985	4.88	12.3	46.7499	93.5		
62	53	13C2-PFDoA	615.0 > 569.7	1.76e4	1.89e4	0.250	0.933	5.78	11.7	36.2302	72.5		
63	53	13C2-PFDoA	615.0 > 569.7	1.76e4	1.89e4	0.250	0.933	5.78	11.7	36.2302	72.5		
64	55	13C2-PFTeDA	714.8 > 669.6	1.34e4	2.60e4	0.250	0.516	6.23	6.45	40.7021	81.4		
65	54	d3-N-MeFOSA	515.2 > 168.9		2.60e4	0.250							
66	-1												
67	31	N-EtFOSA	526.1 > 168.9	8.10e2		0.250	0.000	6.19				1.60	NO
68	32	PFHxDA	813.1 > 768.6	1.03e4	7.89e3	0.250	0.649	6.55	6.49	45.0406	112.6	23.3	NO
69	33	PFODA	913.1 > 868.8	1.32e4	7.89e3	0.250	0.837	6.77	8.37	43.2427	108.1		
70	34	N-MeFOSE	616.1 > 58.9	1.14e3		0.250	0.000	6.33					
71	35	N-EtFOSE	630.1 > 58.9	1.33e3		0.250	0.000	6.48					
72	56	d5-N-ETFOSA	531.1 > 168.9		2.60e4	0.250							

AD 9/26/2018

MMM 9/26/2018

Dataset: Z:\Projects\PFAS.PRO\Results\180925M1\180925M1-42.qld

Last Altered: Wednesday, September 26, 2018 12:11:40 Pacific Daylight Time
Printed: Wednesday, September 26, 2018 12:12:20 Pacific Daylight Time

Name: 180925M1_42, Date: 25-Sep-2018, Time: 20:37:25, ID: B8I0043-BS1 OPR 0.25, Description: OPR

	#	Name	Trace	Area	IS Area	wt/vol	RRF	RT	Respon...	Conc.	%Rec	Ion Ratio	Ratio Out?
73	57	13C2-PFHxDA	815 > 769.7	7.89e3	2.60e4	0.250	0.760	6.55	3.80	16.2032	81.0		
74	57	13C2-PFHxDA	815 > 769.7	7.89e3	2.60e4	0.250	0.760	6.55	3.80	16.2032	81.0		
75	58	d7-N-MeFOSE	623.1 > 58.9		2.60e4	0.250							
76	59	d9-N-EtFOSE	639.2 > 58.8		2.60e4	0.250							
77	-1												
78	73	TCDA	498.3>106.9			0.250							
79	61	13C5-PFHxA	318 > 272.9	1.81e4	1.81e4	0.250	1.00	3.21	12.5	50.0000	100.0		
80	60	13C4-PFBA	217. > 172	1.04e4	1.04e4	0.250	1.00	1.42	12.5	50.0000	100.0		
81	62	13C3-PFHxS	401.8 > 79.9	3.13e3	3.13e3	0.250	1.00	3.98	12.5	50.0000	100.0		
82	63	13C8-PFOA	420.9 > 376	2.67e4	2.67e4	0.250	1.00	4.36	12.5	50.0000	100.0		
83	47	13C8-PFOS	507.0 > 79.9	3.36e3	3.41e3	0.250	0.985	4.88	12.3	46.7499	93.5		
84	64	13C9-PFNA	472.2 > 426.9	1.97e4	1.97e4	0.250	1.00	4.80	12.5	50.0000	100.0		
85	65	13C4-PFOS	503 > 79.9	3.41e3	3.41e3	0.250	1.00	4.88	12.5	50.0000	100.0		
86	66	13C6-PFDA	519.1 > 473.7	1.89e4	1.89e4	0.250	1.00	5.17	12.5	50.0000	100.0		
87	67	13C7-PFUdA	570.1 > 524.8	2.60e4	2.60e4	0.250	1.00	5.50	12.5	50.0000	100.0		

AD 9/26/2018

Vista Analytical Laboratory

MMM 9/26/2018

Dataset: Z:\Projects\PFAS.PRO\Results\180925M1\180925M1-42.qld

Last Altered: Wednesday, September 26, 2018 12:11:40 Pacific Daylight Time
Printed: Wednesday, September 26, 2018 12:12:20 Pacific Daylight Time

Method: Z:\Projects\PFAS.PRO\MethDB\PFAS_FULL_80C_092518.mdb 26 Sep 2018 09:51:35
Calibration: Z:\Projects\PFAS.PRO\CurveDB\C18_VAL-PFAS_Q4_09-25-18.cdb 26 Sep 2018 10:07:46

Name: 180925M1_42, Date: 25-Sep-2018, Time: 20:37:25, ID: B8I0043-BS1 OPR 0.25, Description: OPR

PFBA

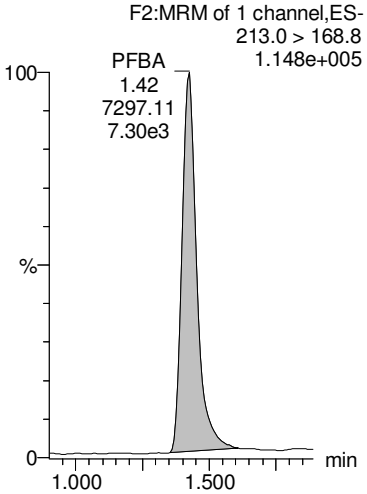

PFPeA

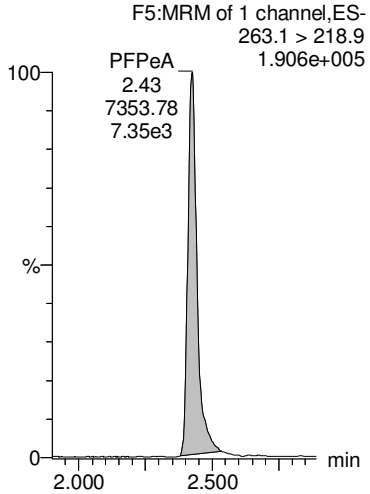

PFBS

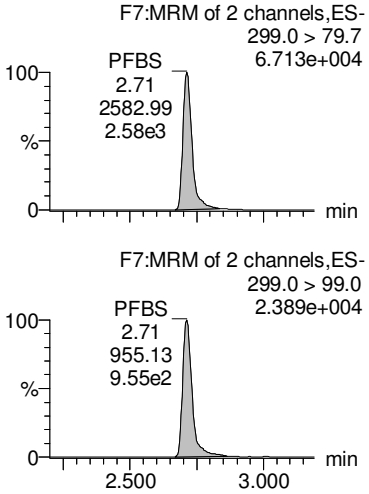

4:2 FTS

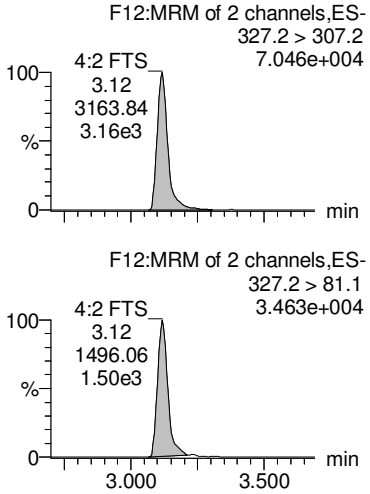

PFHxA

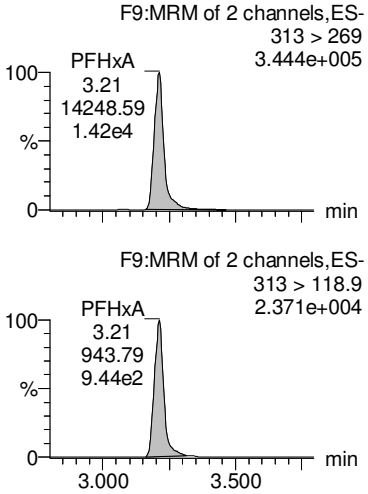

13C3-PFBA

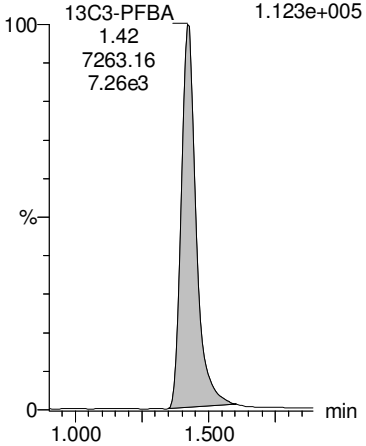

13C3-PFPeA

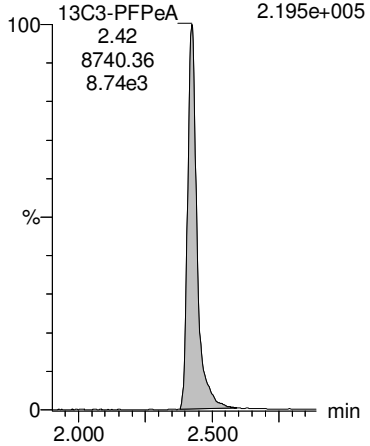

13C3-PFBS

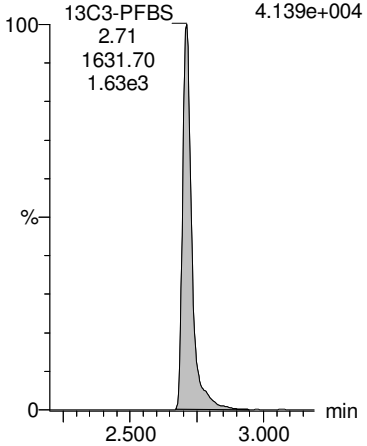

13C2-4:2 FTS

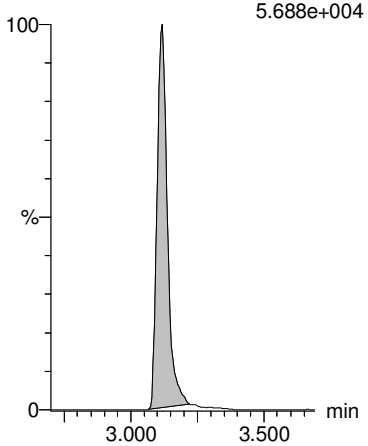

13C2-PFHxA

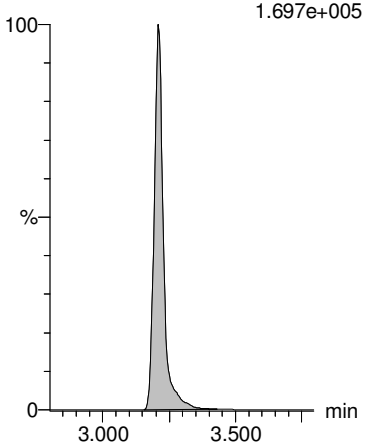

AD 9/26/2018

MMM 9/26/2018

Dataset: Z:\Projects\PFAS.PRO\Results\180925M1\180925M1-42.qld

Last Altered: Wednesday, September 26, 2018 12:11:40 Pacific Daylight Time
Printed: Wednesday, September 26, 2018 12:12:20 Pacific Daylight Time

Name: 180925M1_42, Date: 25-Sep-2018, Time: 20:37:25, ID: B8I0043-BS1 OPR 0.25, Description: OPR

PFPeS

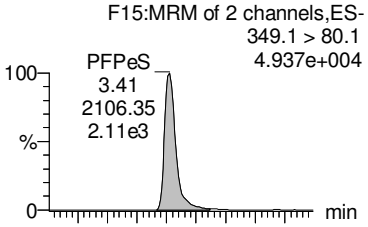

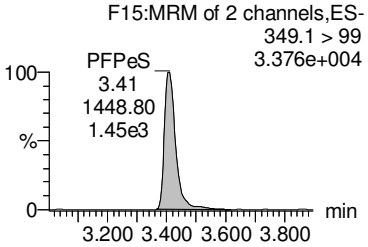

PFHpA

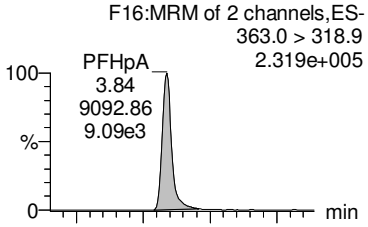

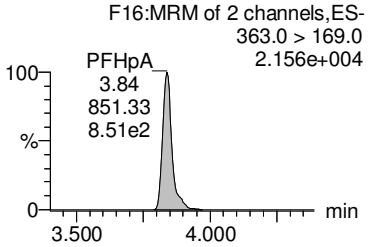

L-PFHxS

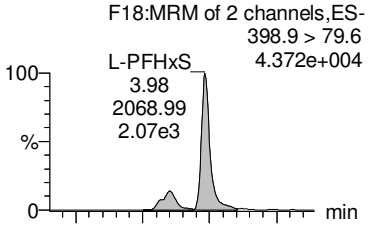

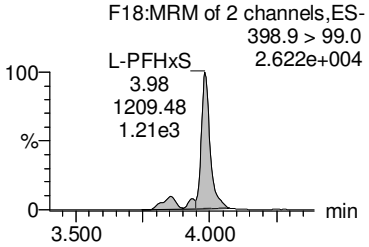

Total PFHxS

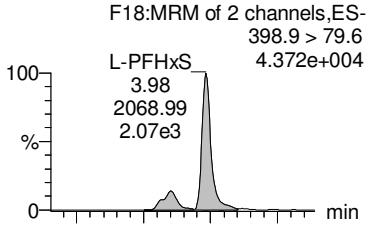

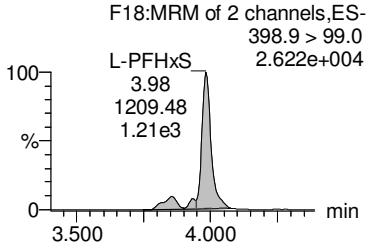

6:2 FTS

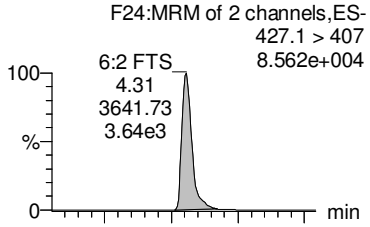

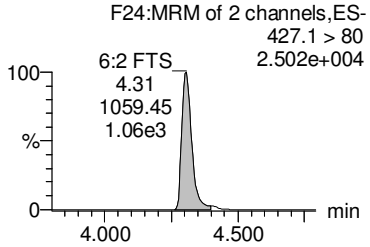

13C3-PFBS

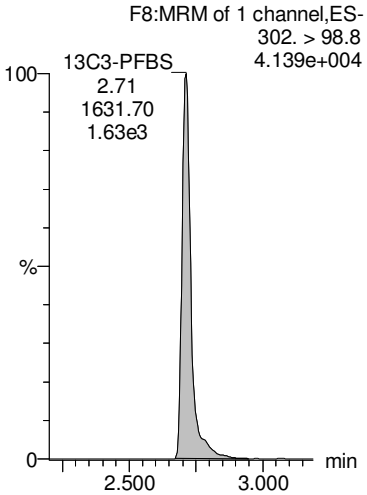

13C4-PFHpA

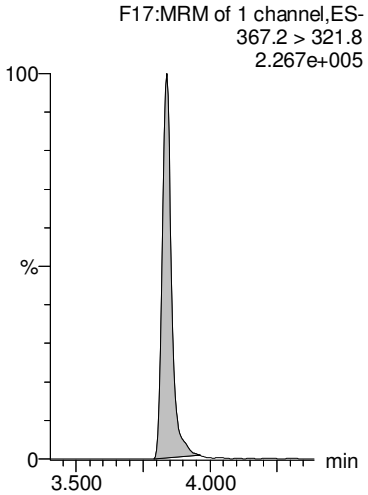

18O2-PFHxS

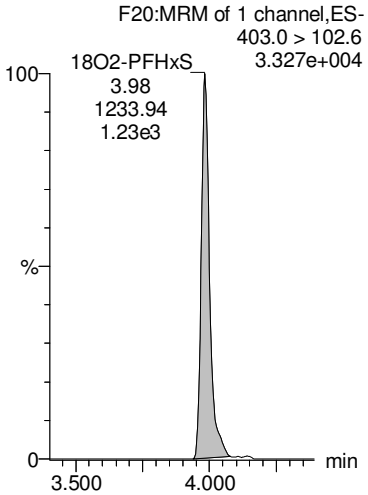

18O2-PFHxS

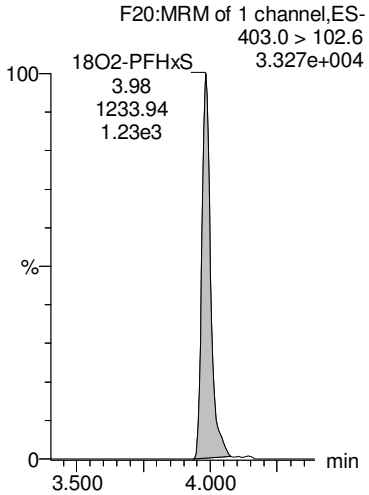

13C2-6:2 FTS

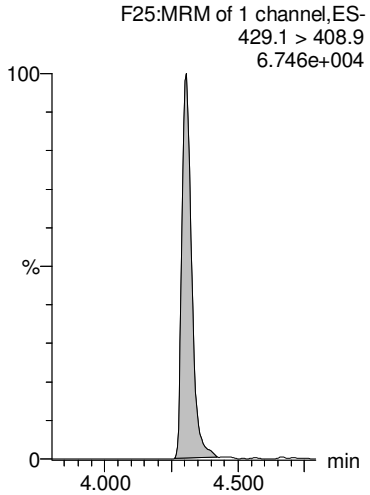

AD 9/26/2018

MMM 9/26/2018

Dataset: Z:\Projects\PFAS.PRO\Results\180925M1\180925M1-42.qld

Last Altered: Wednesday, September 26, 2018 12:11:40 Pacific Daylight Time
Printed: Wednesday, September 26, 2018 12:12:20 Pacific Daylight Time

Name: 180925M1_42, Date: 25-Sep-2018, Time: 20:37:25, ID: B8I0043-BS1 OPR 0.25, Description: OPR

L-PFOA

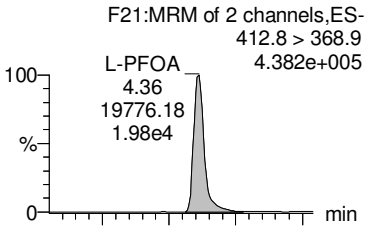

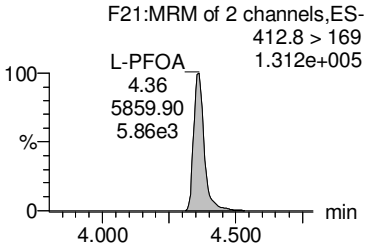

Total PFOA

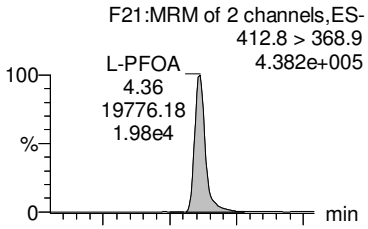

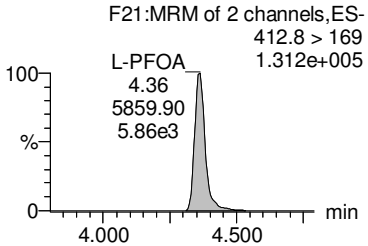

PFHpS

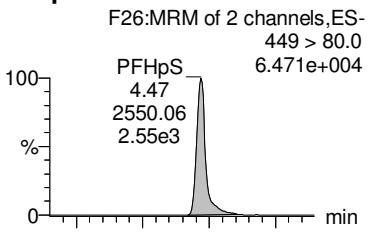

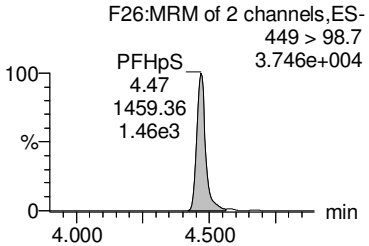

L-PFOS

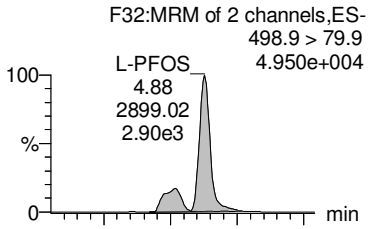

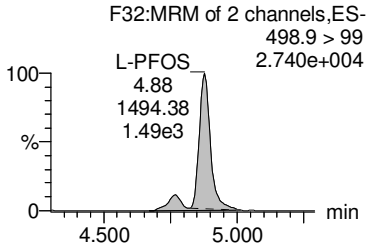

Total PFOS

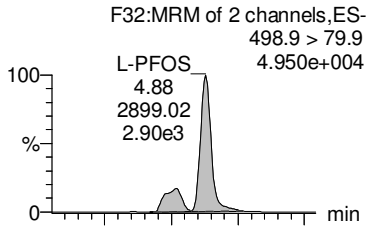

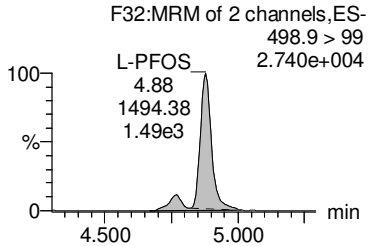

13C2-PFOA

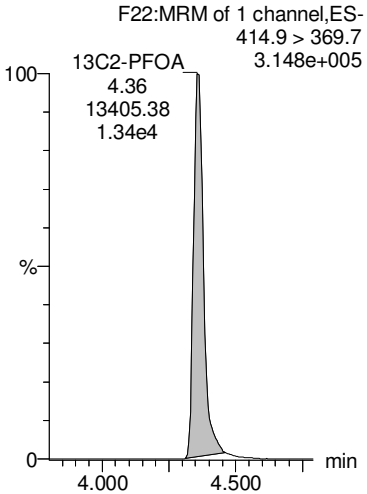

13C2-PFOA

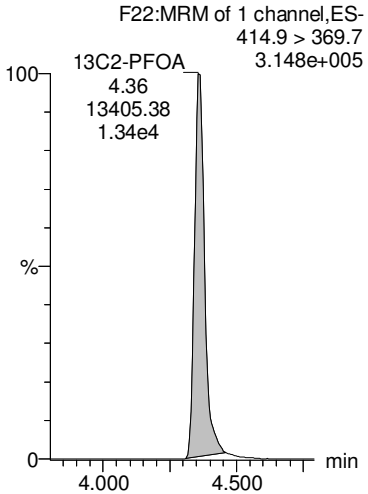

13C8-PFOS

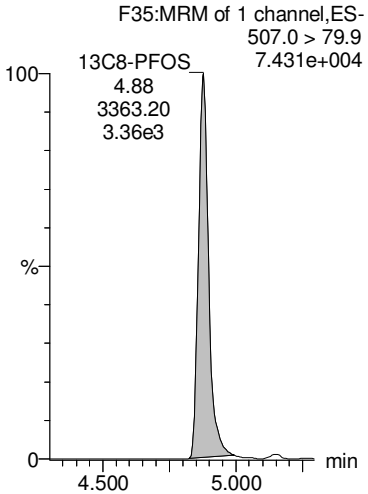

13C8-PFOS

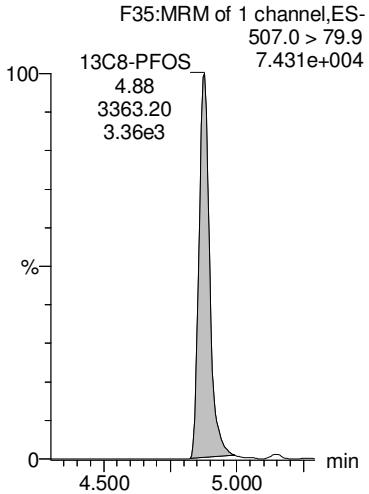

13C8-PFOS

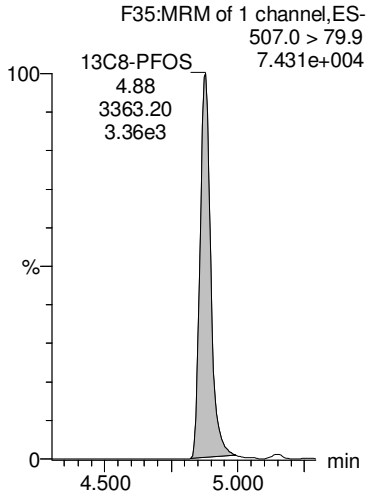

AD 9/26/2018

MMM 9/26/2018

Dataset: Z:\Projects\PFAS.PRO\Results\180925M1\180925M1-42.qld

Last Altered: Wednesday, September 26, 2018 12:11:40 Pacific Daylight Time
Printed: Wednesday, September 26, 2018 12:12:20 Pacific Daylight Time

Name: 180925M1_42, Date: 25-Sep-2018, Time: 20:37:25, ID: B8I0043-BS1 OPR 0.25, Description: OPR

PFNA

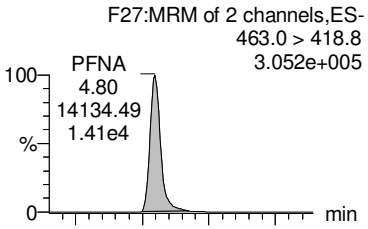

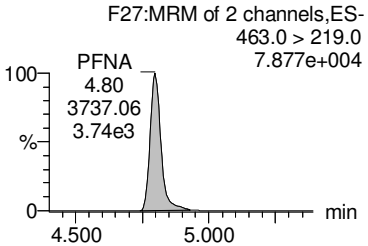

PFOSA

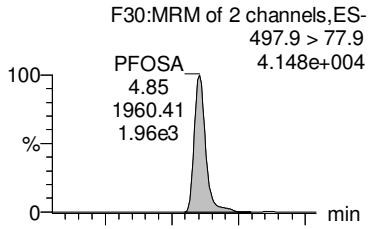

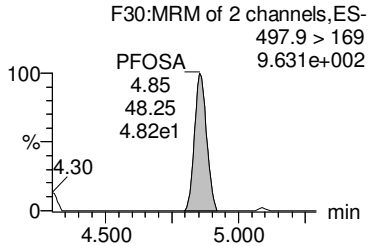

PFDA

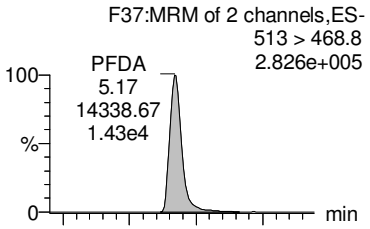

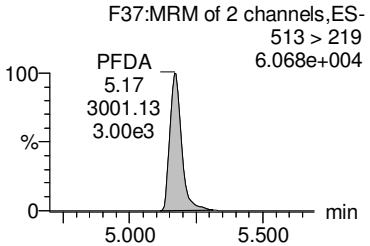

8:2 FTS

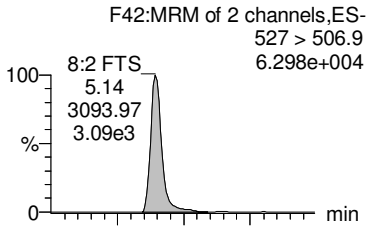

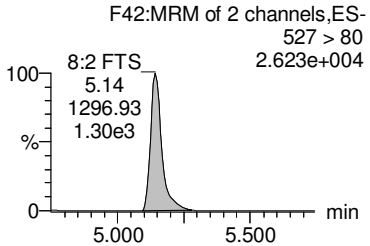

PFNS

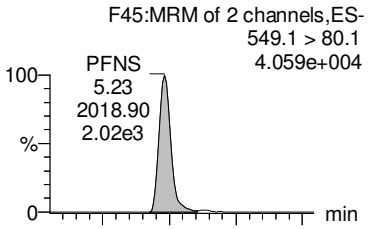

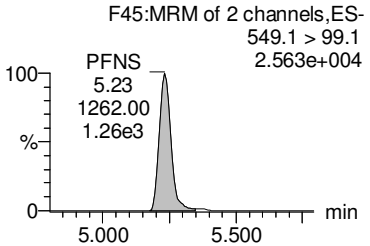

13C5-PFNA

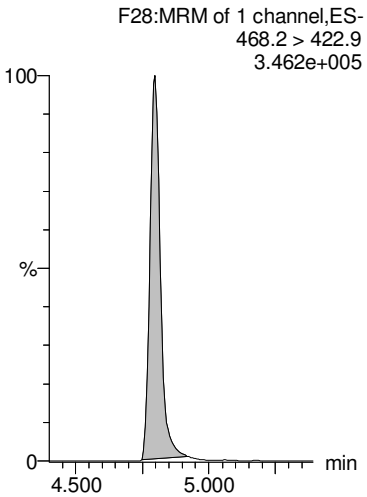

13C8-PFOSA

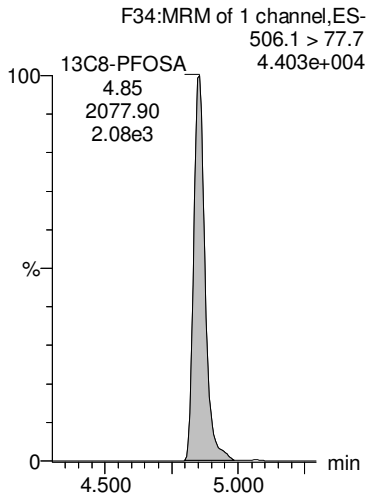

13C2-PFDA

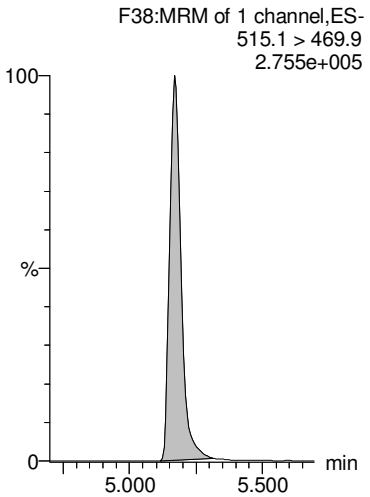

13C2-8:2 FTS

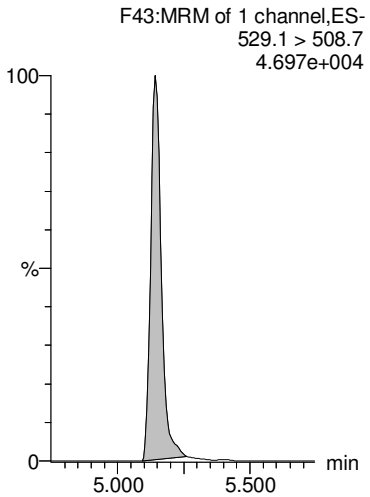

13C8-PFOS

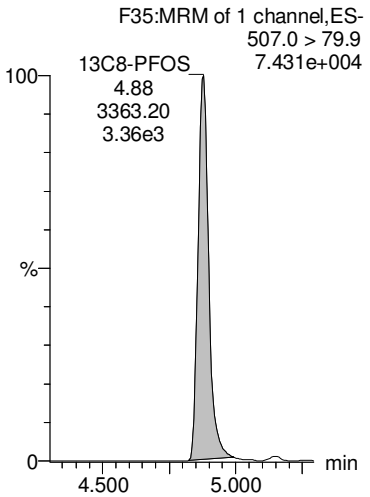

AD 9/26/2018

MMM 9/26/2018

Dataset: Z:\Projects\PFAS.PRO\Results\180925M1\180925M1-42.qld

Last Altered: Wednesday, September 26, 2018 12:11:40 Pacific Daylight Time
Printed: Wednesday, September 26, 2018 12:12:20 Pacific Daylight Time

Name: 180925M1_42, Date: 25-Sep-2018, Time: 20:37:25, ID: B8I0043-BS1 OPR 0.25, Description: OPR

L-MeFOSAA

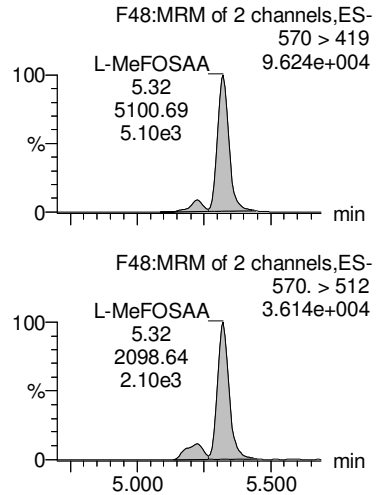

Total N-MeFOSAA

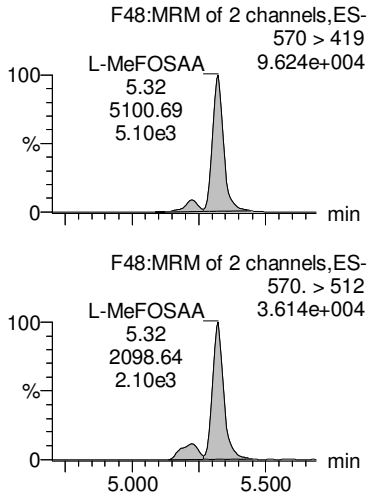

L-EtFOSAA

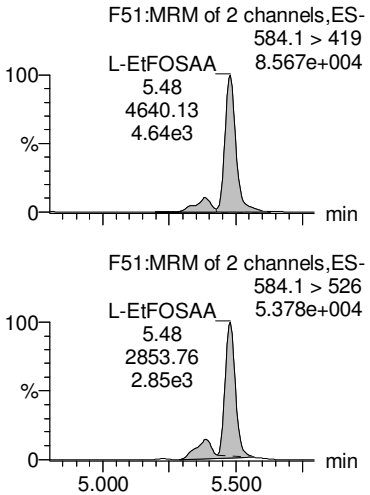

Total N-EtFOSAA

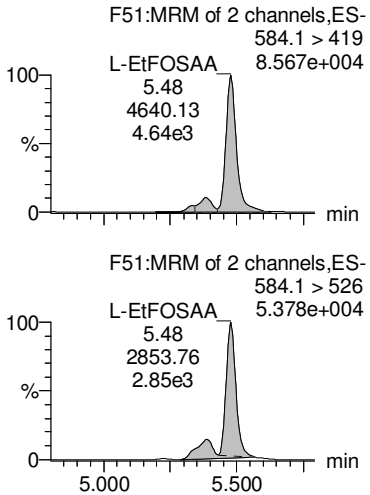

PFUdA

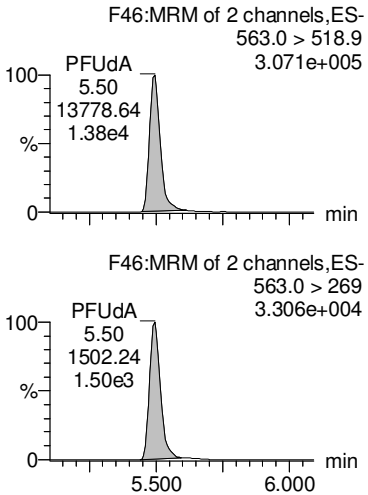

d3-N-MeFOSAA

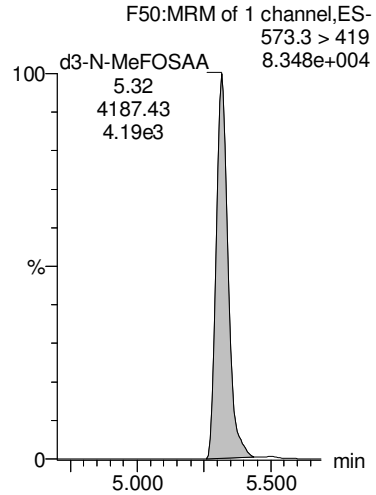

d3-N-MeFOSAA

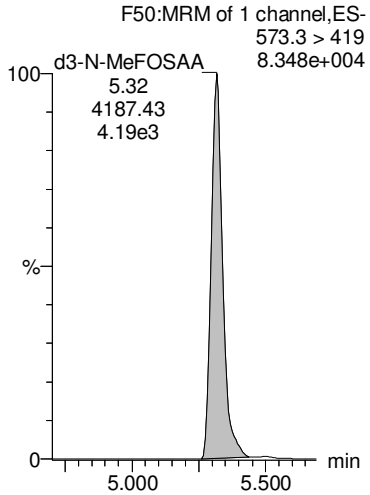

d5-N-EtFOSAA

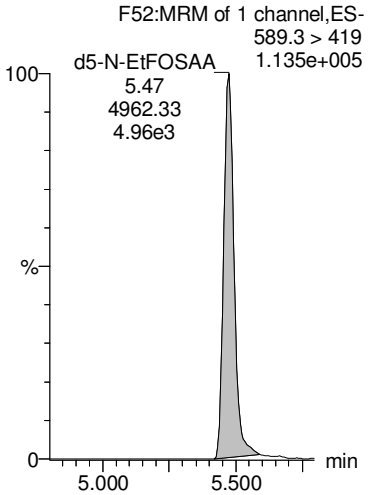

d5-N-EtFOSAA

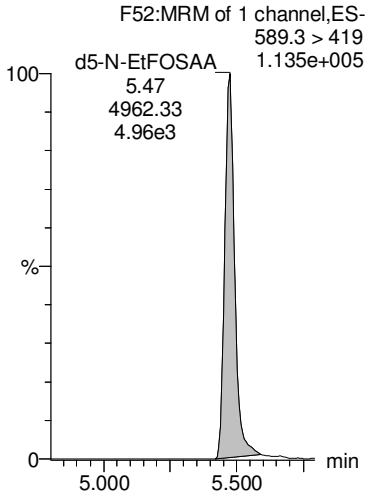

13C2-PFUdA

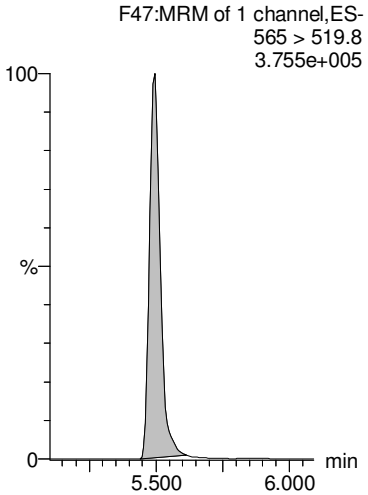

AD 9/26/2018

MMM 9/26/2018

Dataset: Z:\Projects\PFAS.PRO\Results\180925M1\180925M1-42.qld

Last Altered: Wednesday, September 26, 2018 12:11:40 Pacific Daylight Time
Printed: Wednesday, September 26, 2018 12:12:20 Pacific Daylight Time

Name: 180925M1_42, Date: 25-Sep-2018, Time: 20:37:25, ID: B8I0043-BS1 OPR 0.25, Description: OPR

PFDS

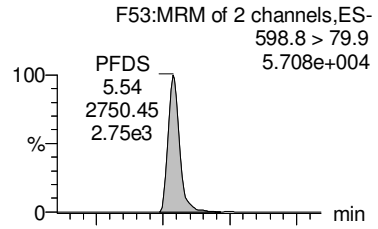

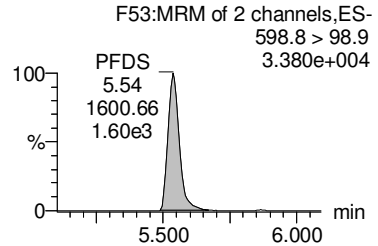

PFDoA

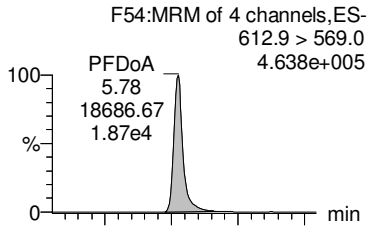

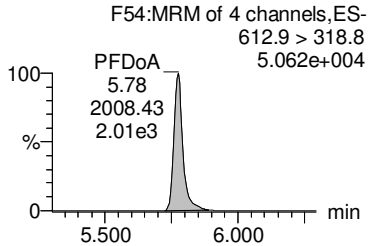

PFTrDA

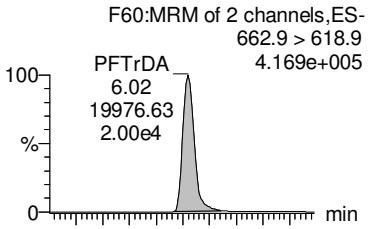

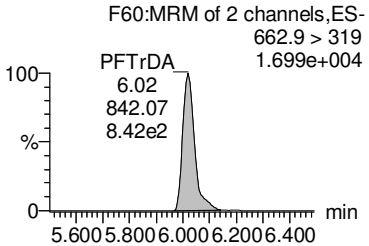

PFTeDA

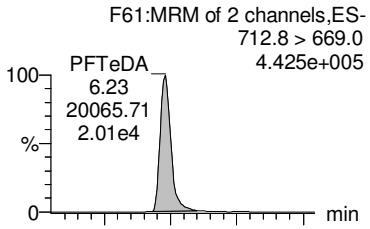

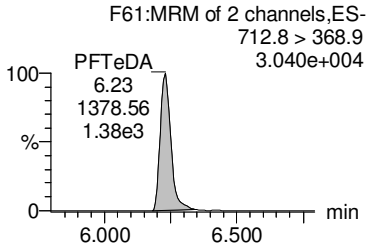

N-MeFOSA

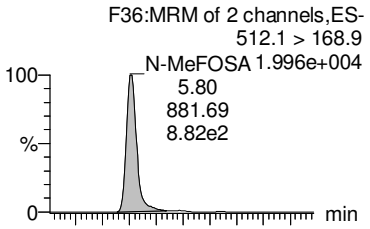

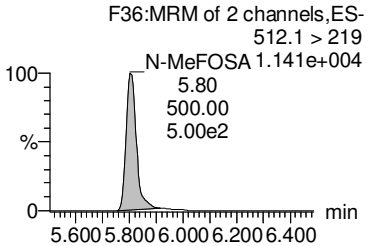

13C8-PFOS

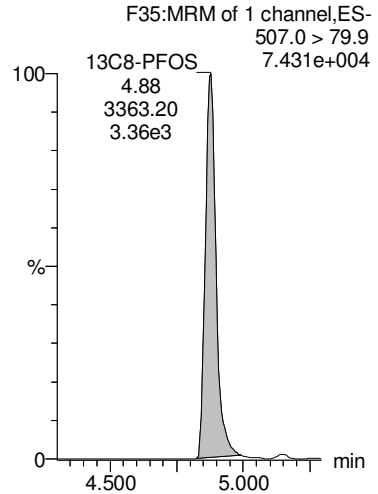

13C2-PFDoA

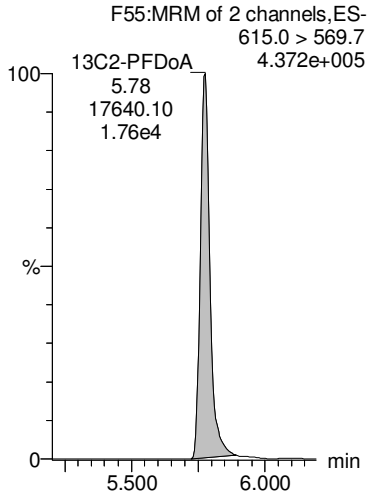

13C2-PFDoA

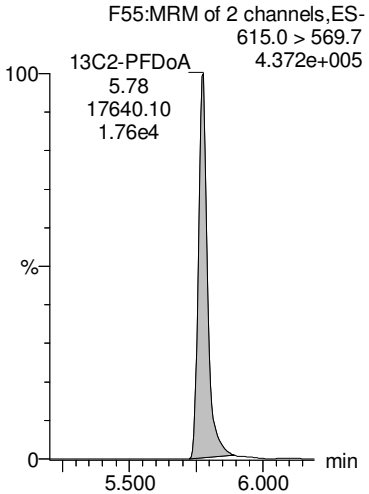

13C2-PFTeDA

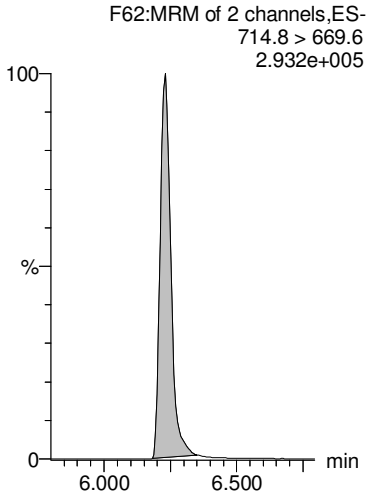

d3-N-MeFOSA

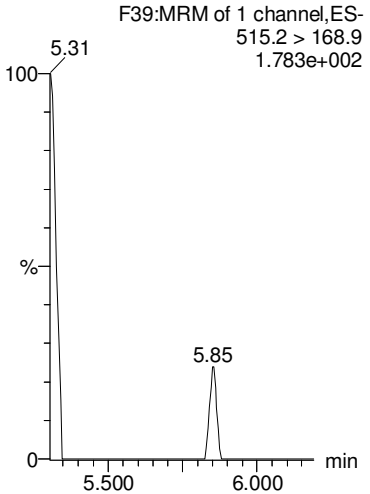

AD 9/26/2018

MMM 9/26/2018

Dataset: Z:\Projects\PFAS.PRO\Results\180925M1\180925M1-42.qld

Last Altered: Wednesday, September 26, 2018 12:11:40 Pacific Daylight Time
Printed: Wednesday, September 26, 2018 12:12:20 Pacific Daylight Time

Name: 180925M1_42, Date: 25-Sep-2018, Time: 20:37:25, ID: B8I0043-BS1 OPR 0.25, Description: OPR

N-EtFOSA

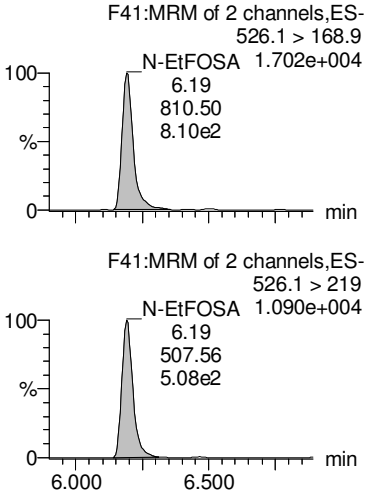

PFHxDA

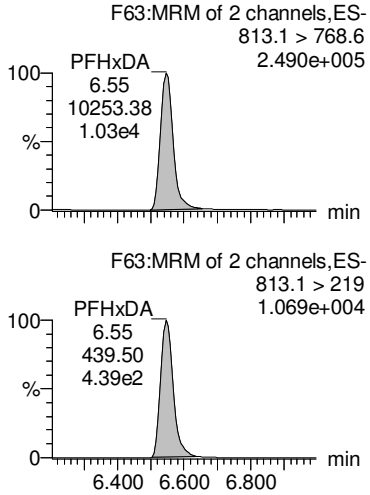

PFODA

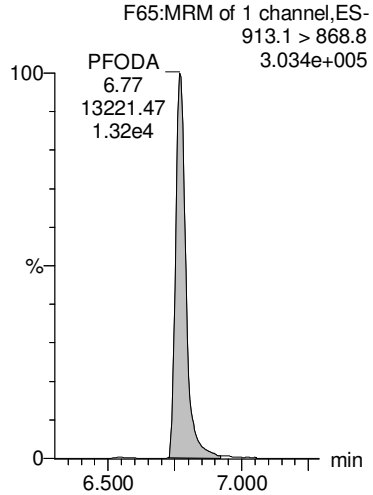

N-MeFOSE

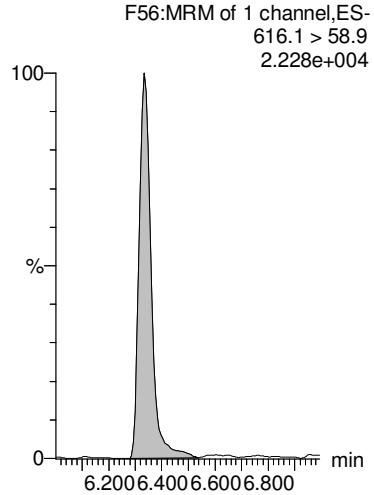

N-EtFOSE

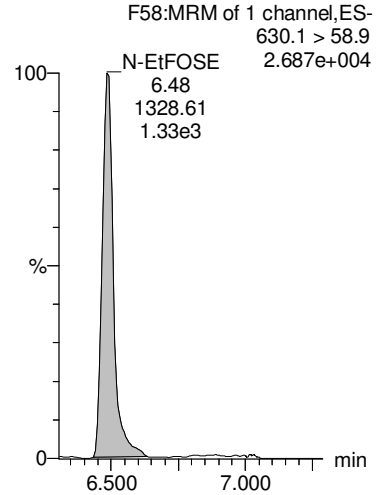

d5-N-ETFOSA

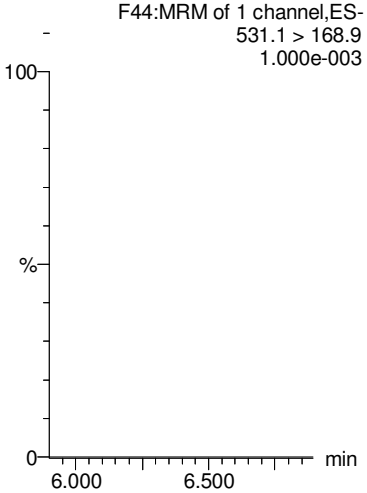

13C2-PFHxDA

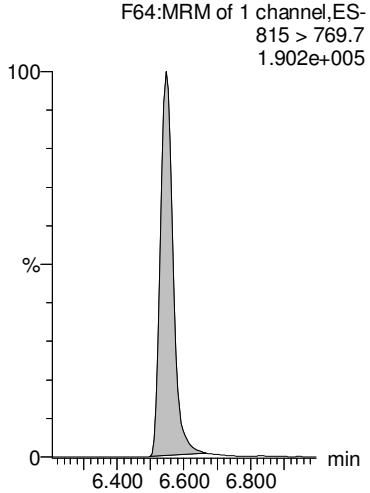

13C2-PFHxDA

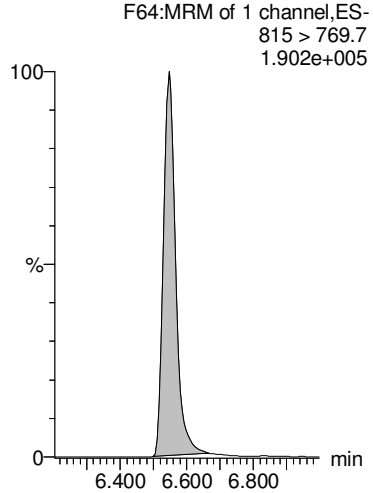

d7-N-MeFOSE

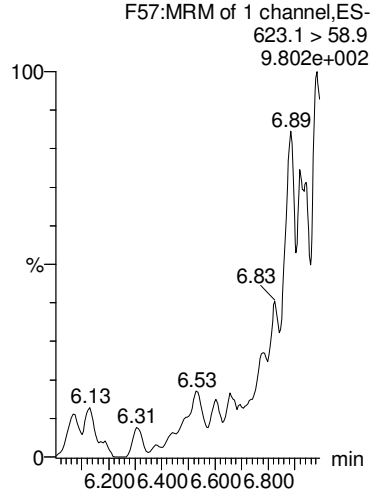

d9-N-EtFOSE

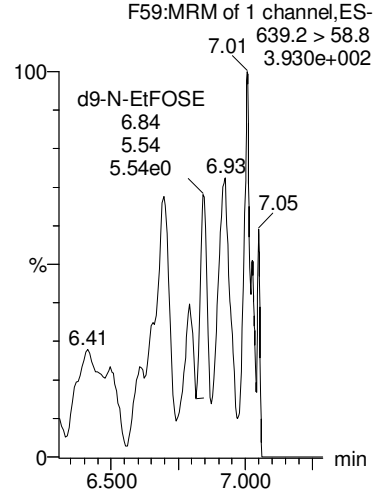

AD 9/26/2018

MMM 9/26/2018

Dataset: Z:\Projects\PFAS.PRO\Results\180925M1\180925M1-42.qld

Last Altered: Wednesday, September 26, 2018 12:11:40 Pacific Daylight Time
Printed: Wednesday, September 26, 2018 12:12:20 Pacific Daylight Time

Name: 180925M1_42, Date: 25-Sep-2018, Time: 20:37:25, ID: B8I0043-BS1 OPR 0.25, Description: OPR

TCDA

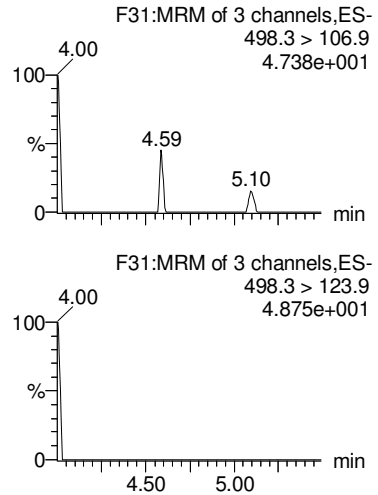

13C5-PFHxA

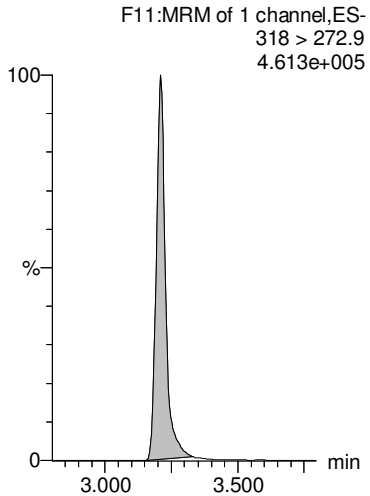

13C4-PFBA

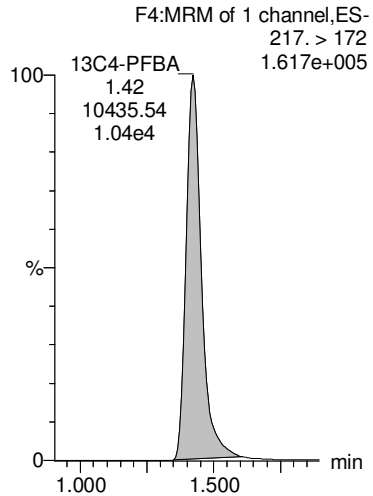

13C3-PFHxS

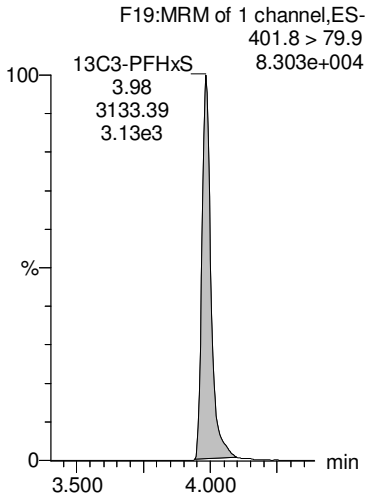

13C8-PFOA

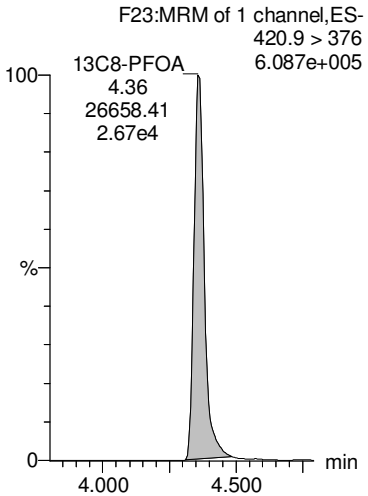

13C8-PFOS

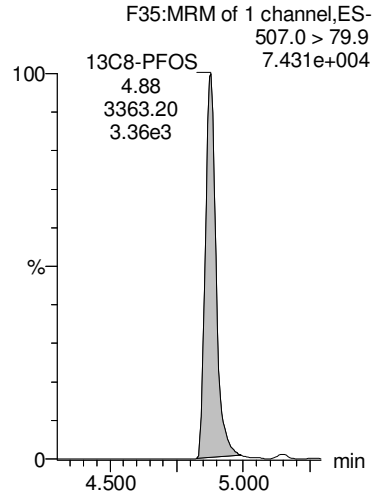

13C9-PFNA

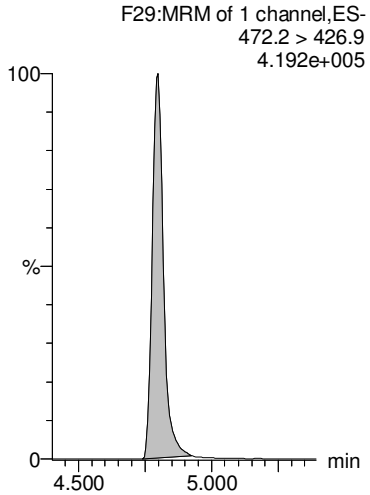

13C4-PFOS

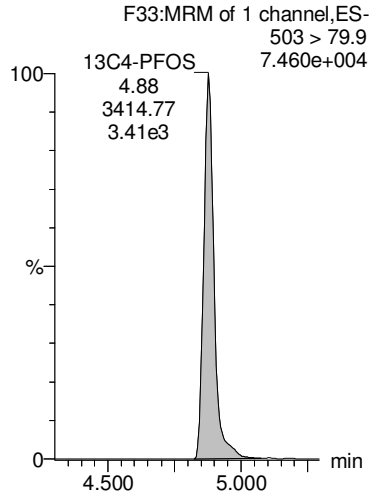

13C6-PFDA

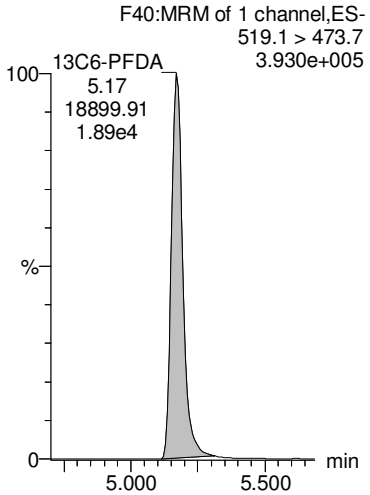

13C7-PFUdA

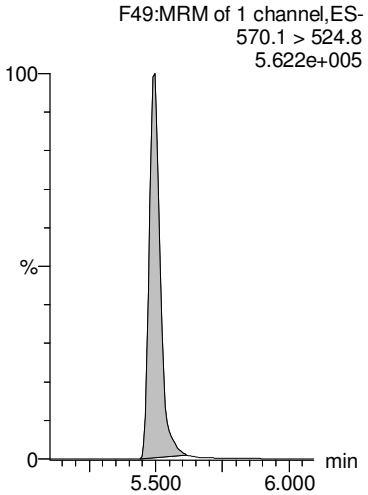

AD 9/26/2018

Dataset: Z:\Projects\PFAS.PRO\Results\180925M1\180925M1-44.qld

MMM 9/26/2018

Last Altered: Wednesday, September 26, 2018 12:43:09 Pacific Daylight Time
Printed: Wednesday, September 26, 2018 12:44:13 Pacific Daylight Time

Name: 180925M1_44, Date: 25-Sep-2018, Time: 20:58:38, ID: 1802887-01 SW1808300930GC 0.23703, Description: SW1808300930GC

	#	Name	Trace	Area	IS Area	Wt/Vol	RRF	RT	Response	Conc.	%Rec	Ion Ratio	Ratio Out?
1	1	PFBA	213.0 > 168.8	1.40e2	7.19e3	0.237	0.000	1.42	0.243	1.0133			
2	2	PFPeA	263.1 > 218.9		8.22e3	0.237							
3	3	PFBS	299.0 > 79.7		1.46e3	0.237							
4	4	4:2 FTS	327.2>307.2		2.50e3	0.237							
5	5	PFHxA	313 > 269		6.30e3	0.237							
6	36	13C3-PFBA	216.1 > 171.8	7.19e3	1.01e4	0.237	0.714	1.42	8.93	50.9601	96.6		
7	37	13C3-PFPeA	266. > 221.8	8.22e3	1.71e4	0.237	0.480	2.42	6.00	46.1038	87.4		
8	38	13C3-PFBS	302. > 98.8	1.46e3	2.76e3	0.237	0.530	2.71	6.63	53.5436	101.5		
9	39	13C2-4:2 FTS	329.2>308.9	2.50e3	2.76e3	0.237	0.904	3.11	11.3	55.2988	104.9		
10	40	13C2-PFHxA	315 > 270	6.30e3	1.71e4	0.237	0.920	3.21	4.60	19.4474	92.2		
11	-1												
12	7	PFHpA	363.0 > 318.9	3.84e1	8.12e3	0.237	0.000	3.84	0.0591	0.0949		41.5	YES
13	6	PFPeS	349.1>80.1		1.46e3	0.237							
14	8	L-PFHxS	398.9 > 79.6	1.04e1	1.18e3	0.237	0.000	4.00	0.110	0.2586		0.821	YES
15	9	Br-PFHxS	398.9 > 79.6		1.18e3	0.237							
16	68	Total PFHxS	398.9 > 79.6	1.04e1	1.18e3	0.237			0.110	0.2586			
17	41	13C4-PFHpA	367.2 > 321.8	8.12e3	1.71e4	0.237	0.474	3.84	5.93	47.4007	89.9		
18	38	13C3-PFBS	302. > 98.8	1.46e3	2.76e3	0.237	0.530	2.71	6.63	53.5436	101.5		
19	42	18O2-PFHxS	403.0 > 102.6	1.18e3	2.76e3	0.237	0.428	3.98	5.35	51.6279	97.9		
20	42	18O2-PFHxS	403.0 > 102.6	1.18e3	2.76e3	0.237	0.428	3.98	5.35	51.6279	97.9		
21	42	18O2-PFHxS	403.0 > 102.6	1.18e3	2.76e3	0.237	0.428	3.98	5.35	51.6279	97.9		
22	-1												
23	10	6:2 FTS	427.1 > 407	1.50e1	2.75e3	0.237	0.000	4.30	0.0679	0.0879		13.4	YES
24	13	PFHpS	449 > 80.0	1.41e-1	3.18e3	0.237	0.000	4.46	0.000554	0.3360		0.446	YES
25	11	L-PFOA	412.8 > 368.9	1.07e2	1.17e4	0.237	0.000	4.36	0.114	0.0931		2.52	NO
26	12	Br-PFOA	412.8 > 368.9		1.17e4	0.237							
27	69	Total PFOA	412.8 > 368.9	1.07e2	1.17e4	0.237			0.114	0.0931			
28	43	13C2-6:2 FTS	429.1 > 408.9	2.75e3	3.02e3	0.237	0.911	4.30	11.4	52.5865	99.7		
29	44	13C2-PFOA	414.9 > 369.7	1.17e4	2.43e4	0.237	0.482	4.36	6.02	44.9555	85.2		
30	44	13C2-PFOA	414.9 > 369.7	1.17e4	2.43e4	0.237	0.482	4.36	6.02	44.9555	85.2		
31	44	13C2-PFOA	414.9 > 369.7	1.17e4	2.43e4	0.237	0.482	4.36	6.02	44.9555	85.2		
32	44	13C2-PFOA	414.9 > 369.7	1.17e4	2.43e4	0.237	0.482	4.36	6.02	44.9555	85.2		
33	-1												
34	14	PFNA	463.0 > 418.8		1.40e4	0.237							
35	15	PFOSA	497.9 > 77.9		1.64e3	0.237							
36	16	L-PFOS	498.9 > 79.9		3.18e3	0.237							
37	17	Br-PFOS	498.9 > 79.9		3.18e3	0.237							

AD 9/26/2018

Dataset: Z:\Projects\PFAS.PRO\Results\180925M1\180925M1-44.qld

MMM 9/26/2018

Last Altered: Wednesday, September 26, 2018 12:43:09 Pacific Daylight Time
Printed: Wednesday, September 26, 2018 12:44:13 Pacific Daylight Time

Name: 180925M1_44, Date: 25-Sep-2018, Time: 20:58:38, ID: 1802887-01 SW1808300930GC 0.23703, Description: SW1808300930GC

	#	Name	Trace	Area	IS Area	Wt/Vol	RRF	RT	Response	Conc.	%Rec	Ion Ratio	Ratio Out?
38	70	Total PFOS	498.9 > 79.9	0.00e0	3.18e3	0.237			0.000				
39	45	13C5-PFNA	468.2 > 422.9	1.40e4	1.71e4	0.237	0.823	4.80	10.3	43.8413	83.1		
40	46	13C8-PFOSA	506.1 > 77.7	1.64e3	2.25e4	0.237	0.0732	4.85	0.915	18.4034	34.9		
41	47	13C8-PFOS	507.0 > 79.9	3.18e3	3.02e3	0.237	1.05	4.88	13.2	52.7380	100.0		
42	47	13C8-PFOS	507.0 > 79.9	3.18e3	3.02e3	0.237	1.05	4.88	13.2	52.7380	100.0		
43	47	13C8-PFOS	507.0 > 79.9	3.18e3	3.02e3	0.237	1.05	4.88	13.2	52.7380	100.0		
44	-1												
45	18	PFDA	513 > 468.8		1.21e4	0.237							
46	19	8:2 FTS	527 > 506.9		2.03e3	0.237							
47	20	PFNS	549.1 > 80.1		3.18e3	0.237							
48	26	PFDS	598.8 > 79.9		3.18e3	0.237							
49	25	PFUdA	563.0 > 518.9		1.78e4	0.237							
50	48	13C2-PFDA	515.1 > 469.9	1.21e4	1.54e4	0.237	0.784	5.17	9.80	38.6904	73.4		
51	49	13C2-8:2 FTS	529.1 > 508.7	2.03e3	3.02e3	0.237	0.673	5.14	8.41	48.6364	92.2		
52	47	13C8-PFOS	507.0 > 79.9	3.18e3	3.02e3	0.237	1.05	4.88	13.2	52.7380	100.0		
53	47	13C8-PFOS	507.0 > 79.9	3.18e3	3.02e3	0.237	1.05	4.88	13.2	52.7380	100.0		
54	51	13C2-PFUdA	565 > 519.8	1.78e4	2.25e4	0.237	0.792	5.49	9.90	43.2555	82.0		
55	-1												
56	21	L-MeFOSAA	570 > 419		4.51e3	0.237							
57	22	Br-MeFOSAA	570. > 419		4.51e3	0.237							
58	71	Total N-MeFOSAA	570. > 419	0.00e0	4.51e3	0.237			0.000				
59	29	PFTrDA	662.9 > 618.9		1.78e4	0.237							
60	30	PFTeDA	712.8 > 669.0		1.35e4	0.237							
61	50	d3-N-MeFOSAA	573.3 > 419	4.51e3	2.25e4	0.237	0.201	5.31	2.51	43.1455	81.8		
62	50	d3-N-MeFOSAA	573.3 > 419	4.51e3	2.25e4	0.237	0.201	5.31	2.51	43.1455	81.8		
63	50	d3-N-MeFOSAA	573.3 > 419	4.51e3	2.25e4	0.237	0.201	5.31	2.51	43.1455	81.8		
64	53	13C2-PFDoA	615.0 > 569.7	1.78e4	1.54e4	0.237	1.16	5.77	14.5	47.3795	89.8		
65	55	13C2-PFTeDA	714.8 > 669.6	1.35e4	2.25e4	0.237	0.599	6.23	7.49	49.8106	94.5		
66	-1												
67	23	L-EtFOSAA	584.1 > 419		5.74e3	0.237							
68	24	Br-ETFOSAA	584.1 > 419		5.74e3	0.237							
69	72	Total N-EtFOSAA	584.1 > 419	0.00e0	5.74e3	0.237			0.000				
70	27	PFDoA	612.9 > 569.0		1.78e4	0.237							
71	73	TCDA	498.3>106.9			0.237							
72	52	d5-N-EtFOSAA	589.3 > 419	5.74e3	2.25e4	0.237	0.256	5.47	3.19	48.7177	92.4		
73	52	d5-N-EtFOSAA	589.3 > 419	5.74e3	2.25e4	0.237	0.256	5.47	3.19	48.7177	92.4		
74	52	d5-N-EtFOSAA	589.3 > 419	5.74e3	2.25e4	0.237	0.256	5.47	3.19	48.7177	92.4		

AD 9/26/2018

Dataset: Z:\Projects\PFAS.PRO\Results\180925M1\180925M1-44.qld

MMM 9/26/2018

Last Altered: Wednesday, September 26, 2018 12:43:09 Pacific Daylight Time
Printed: Wednesday, September 26, 2018 12:44:13 Pacific Daylight Time

Name: 180925M1_44, Date: 25-Sep-2018, Time: 20:58:38, ID: 1802887-01 SW1808300930GC 0.23703, Description: SW1808300930GC

	#	Name	Trace	Area	IS Area	Wt/Vol	RRF	RT	Response	Conc.	%Rec	Ion Ratio	Ratio Out?
75	53	13C2-PFDoA	615.0 > 569.7	1.78e4	1.54e4	0.237	1.16	5.77	14.5	47.3795	89.8		
76	47	13C8-PFOS	507.0 > 79.9	3.18e3	3.02e3	0.237	1.05	4.88	13.2	52.7380	100.0		
77	-1												
78	60	13C4-PFBA	217. > 172	1.01e4	1.01e4	0.237	1.00	1.42	12.5	52.7359	100.0		
79	61	13C5-PFHxA	318 > 272.9	1.71e4	1.71e4	0.237	1.00	3.21	12.5	52.7359	100.0		
80	62	13C3-PFHxS	401.8 > 79.9	2.76e3	2.76e3	0.237	1.00	3.98	12.5	52.7359	100.0		
81	63	13C8-PFOA	420.9 > 376	2.43e4	2.43e4	0.237	1.00	4.36	12.5	52.7359	100.0		
82	64	13C9-PFNA	472.2 > 426.9	1.71e4	1.71e4	0.237	1.00	4.80	12.5	52.7359	100.0		
83	65	13C4-PFOS	503 > 79.9	3.02e3	3.02e3	0.237	1.00	4.88	12.5	52.7359	100.0		
84	66	13C6-PFDA	519.1 > 473.7	1.54e4	1.54e4	0.237	1.00	5.17	12.5	52.7359	100.0		
85	67	13C7-PFUdA	570.1 > 524.8	2.25e4	2.25e4	0.237	1.00	5.49	12.5	52.7359	100.0		

AD 9/26/2018

Dataset: Z:\Projects\PFAS.PRO\Results\180925M1\180925M1-44.qld MMM 9/26/2018

Last Altered: Wednesday, September 26, 2018 12:43:09 Pacific Daylight Time
Printed: Wednesday, September 26, 2018 12:44:13 Pacific Daylight Time

Method: Z:\Projects\PFAS.PRO\MethDB\PFAS_FULL_80C_092518.mdb 26 Sep 2018 09:51:35
Calibration: Z:\Projects\PFAS.PRO\CurveDB\C18_VAL-PFAS_Q4_09-25-18.cdb 26 Sep 2018 10:07:46

Name: 180925M1_44, Date: 25-Sep-2018, Time: 20:58:38, ID: 1802887-01 SW1808300930GC 0.23703, Description: SW1808300930GC

PFBA

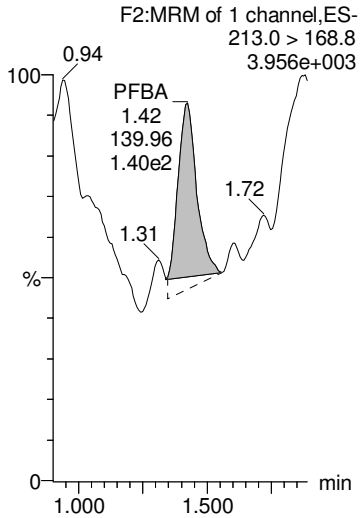

PFPeA

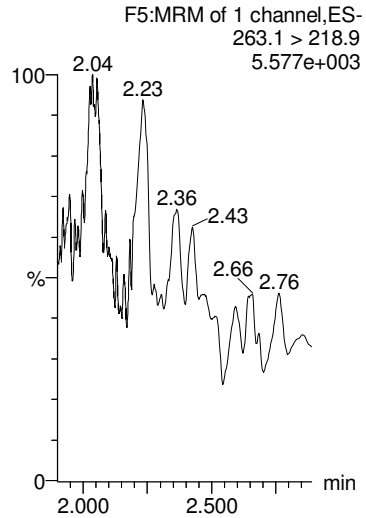

PFBS

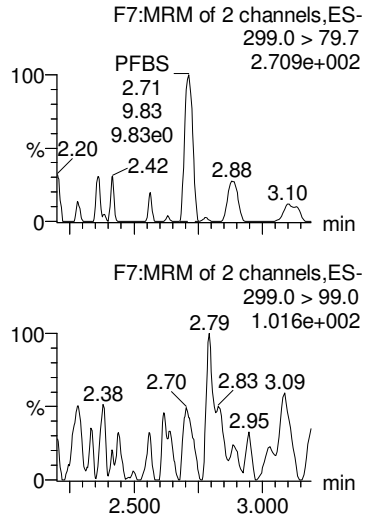

4:2 FTS

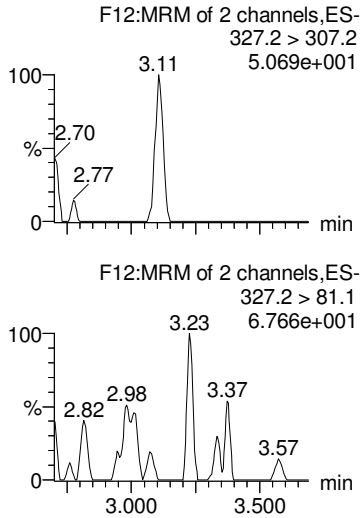

PFHxA

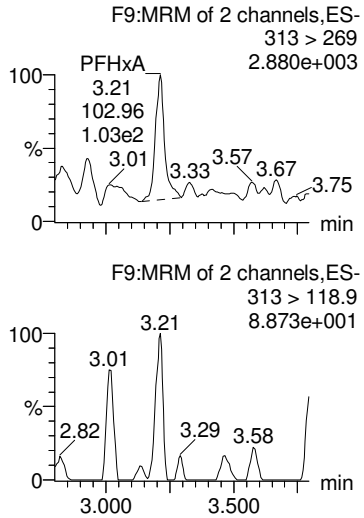

13C3-PFBA

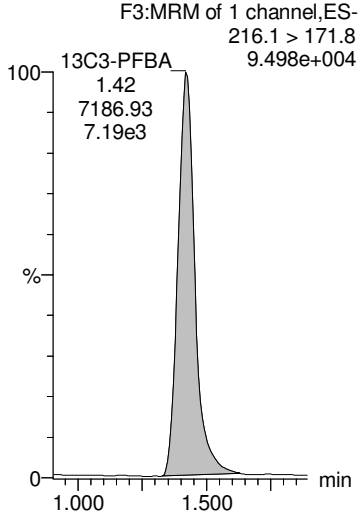

13C3-PFPeA

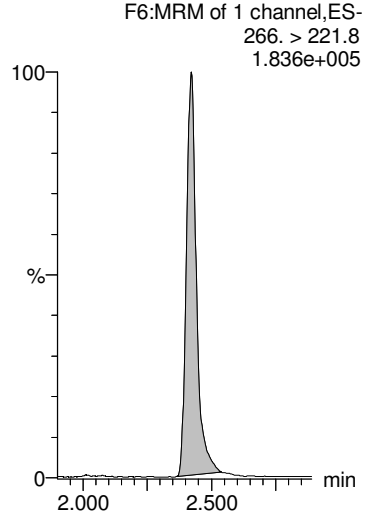

13C3-PFBS

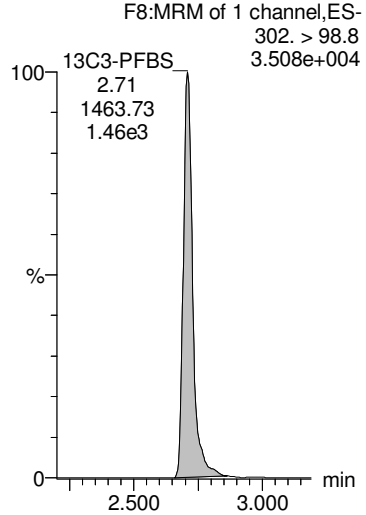

13C2-4:2 FTS

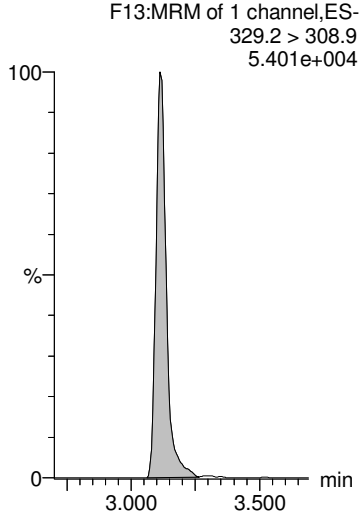

13C2-PFHxA

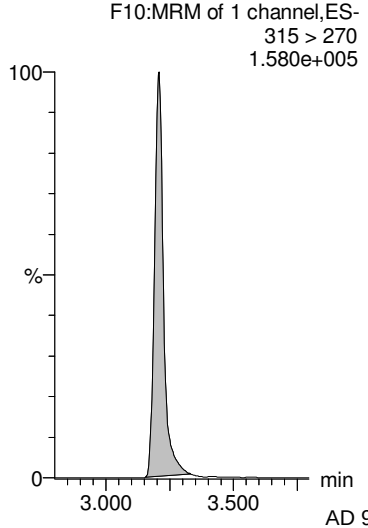

AD 9/26/2018

Dataset: Z:\Projects\PFAS.PRO\Results\180925M1\180925M1-44.qld

MMM 9/26/2018

Last Altered: Wednesday, September 26, 2018 12:43:09 Pacific Daylight Time
Printed: Wednesday, September 26, 2018 12:44:13 Pacific Daylight Time

Name: 180925M1_44, Date: 25-Sep-2018, Time: 20:58:38, ID: 1802887-01 SW1808300930GC 0.23703, Description: SW1808300930GC

PFHpA

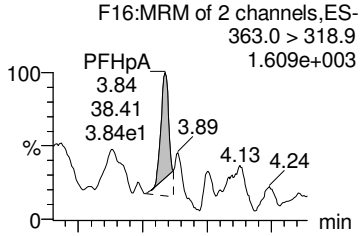

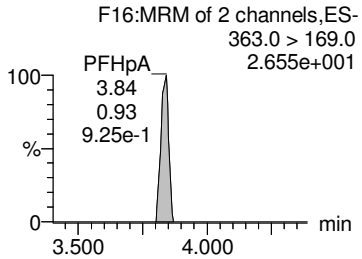

PFPeS

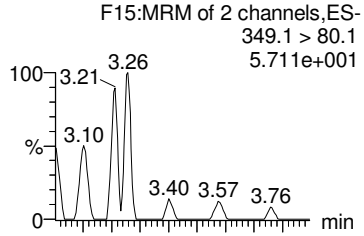

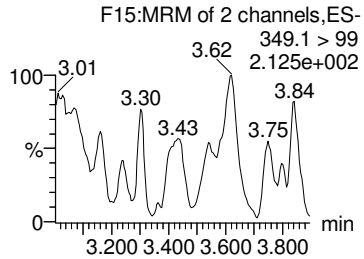

L-PFHxS

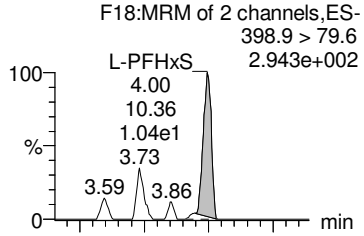

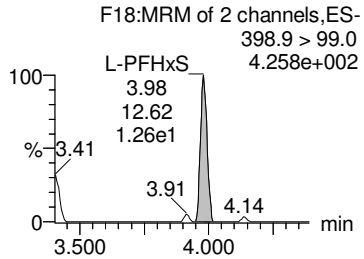

Br-PFHxS

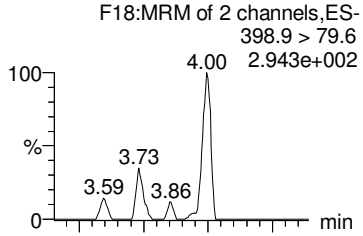

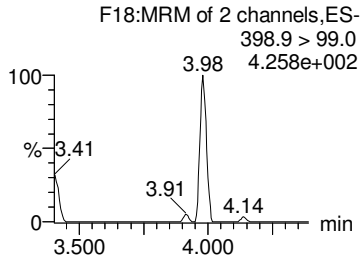

Total PFHxS

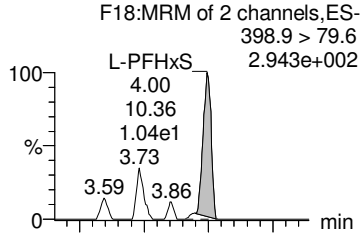

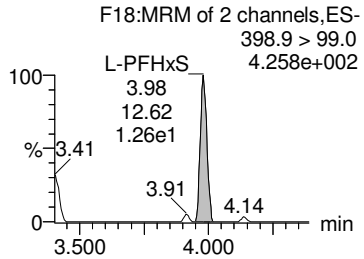

13C4-PFHpA

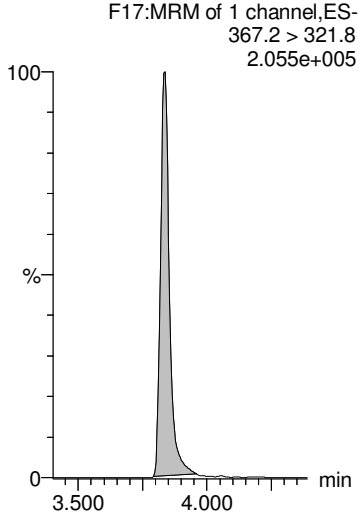

13C3-PFBS

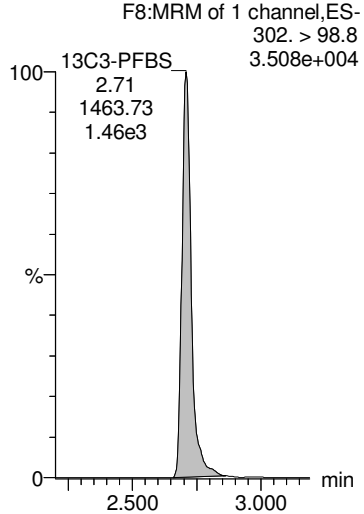

18O2-PFHxS

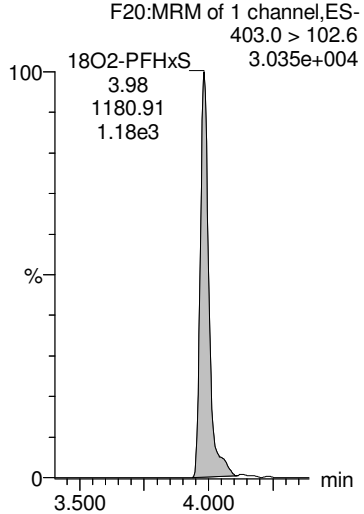

18O2-PFHxS

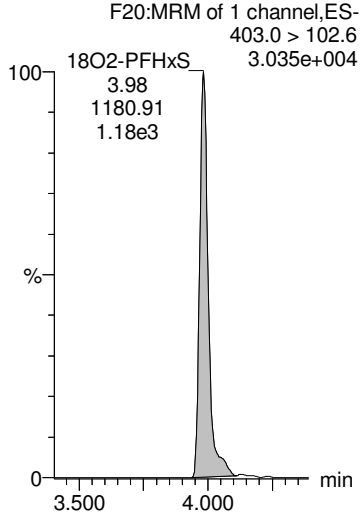

18O2-PFHxS

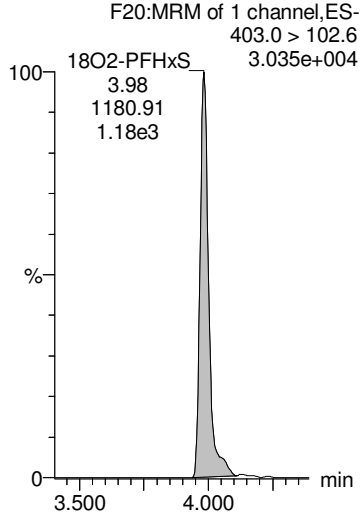

AD 9/26/2018

Dataset: Z:\Projects\PFAS.PRO\Results\180925M1\180925M1-44.qld

MMM 9/26/2018

Last Altered: Wednesday, September 26, 2018 12:43:09 Pacific Daylight Time
Printed: Wednesday, September 26, 2018 12:44:13 Pacific Daylight Time

Name: 180925M1_44, Date: 25-Sep-2018, Time: 20:58:38, ID: 1802887-01 SW1808300930GC 0.23703, Description: SW1808300930GC

6:2 FTS

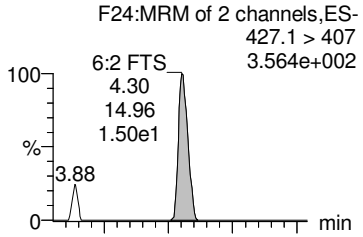

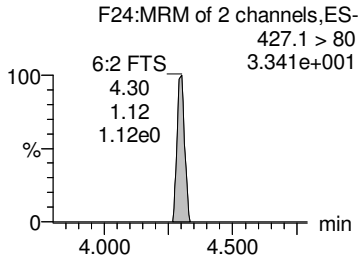

PFHpS

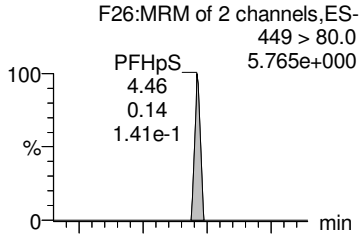

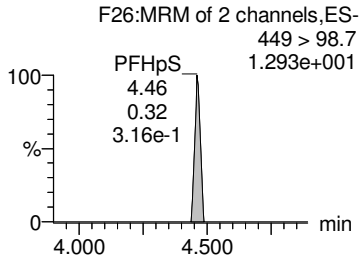

L-PFOA

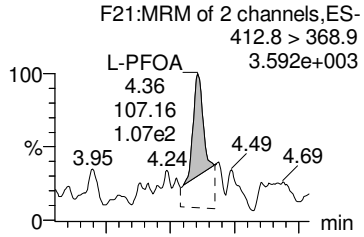

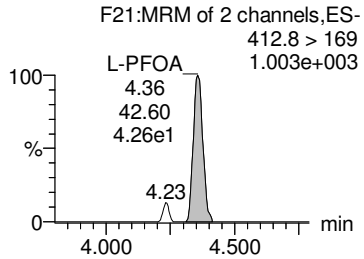

Br-PFOA

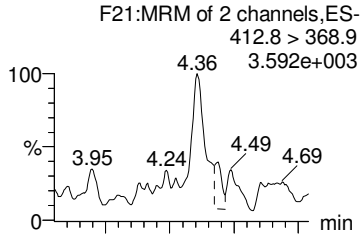

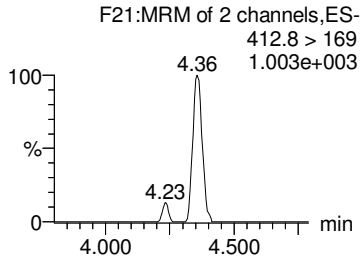

Total PFOA

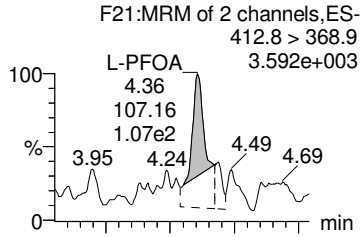

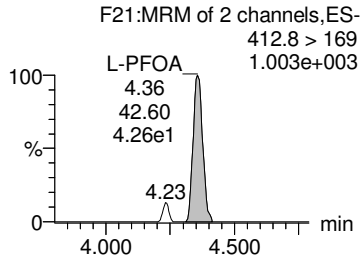

13C2-6:2 FTS

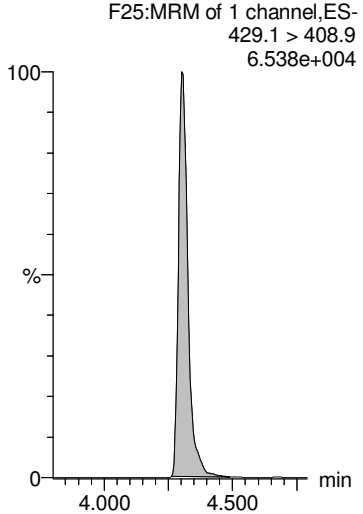

13C2-PFOA

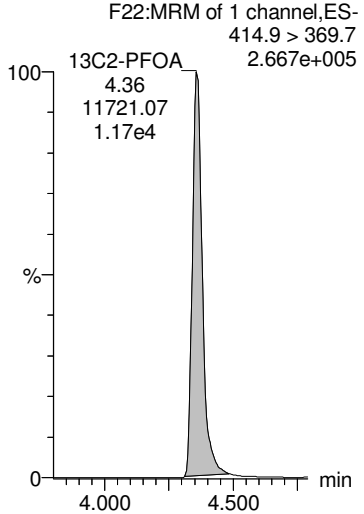

13C2-PFOA

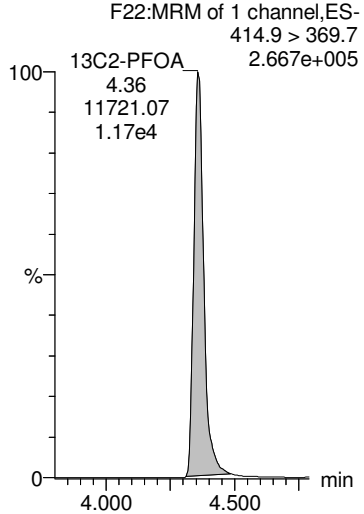

13C2-PFOA

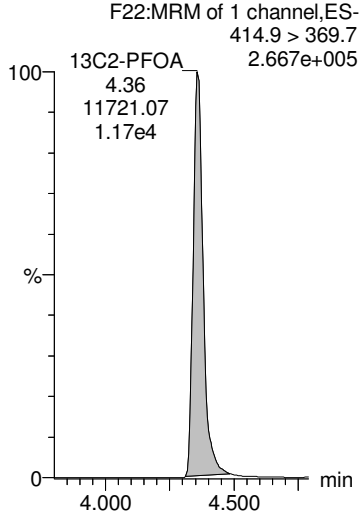

13C2-PFOA

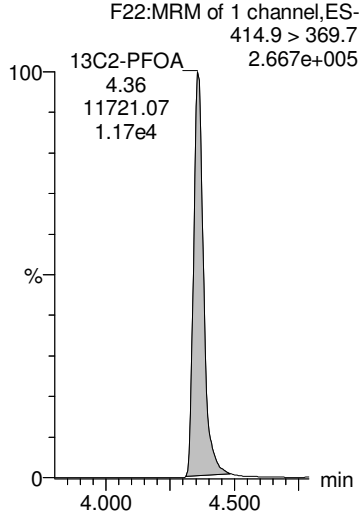

AD 9/26/2018

Dataset: Z:\Projects\PFAS.PRO\Results\180925M1\180925M1-44.qld

MMM 9/26/2018

Last Altered: Wednesday, September 26, 2018 12:43:09 Pacific Daylight Time
Printed: Wednesday, September 26, 2018 12:44:13 Pacific Daylight Time

Name: 180925M1_44, Date: 25-Sep-2018, Time: 20:58:38, ID: 1802887-01 SW1808300930GC 0.23703, Description: SW1808300930GC

PFNA

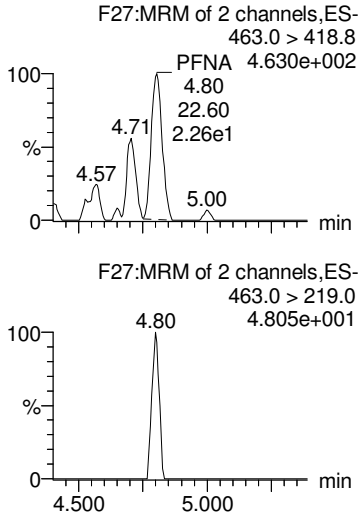

PFOSA

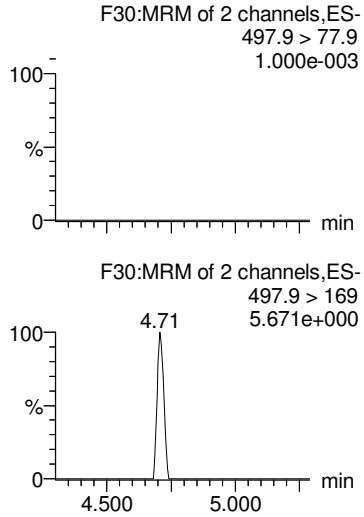

L-PFOS

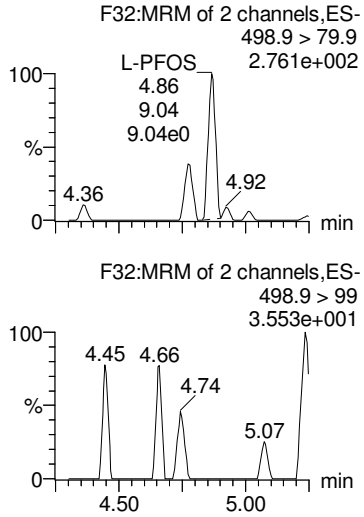

Br-PFOS

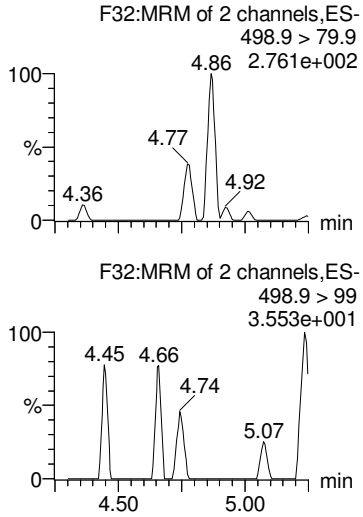

Total PFOS

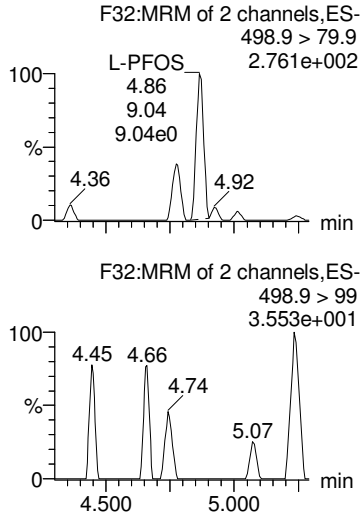

13C5-PFNA

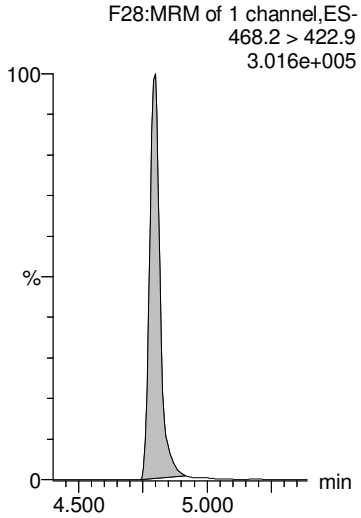

13C8-PFOSA

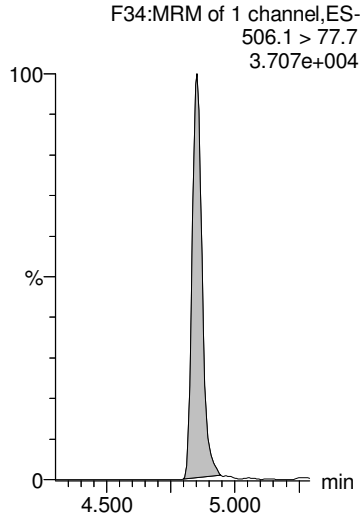

13C8-PFOS

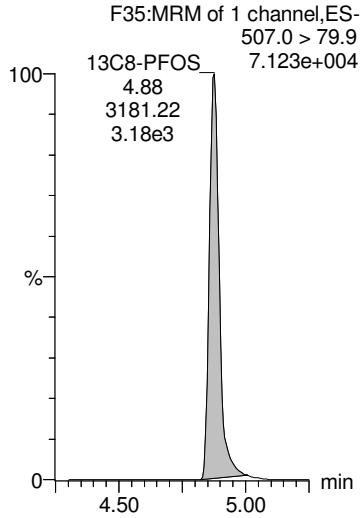

13C8-PFOS

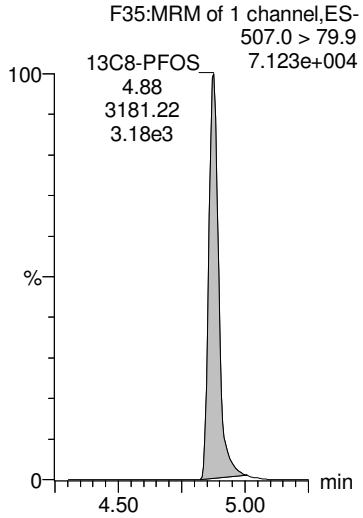

13C8-PFOS

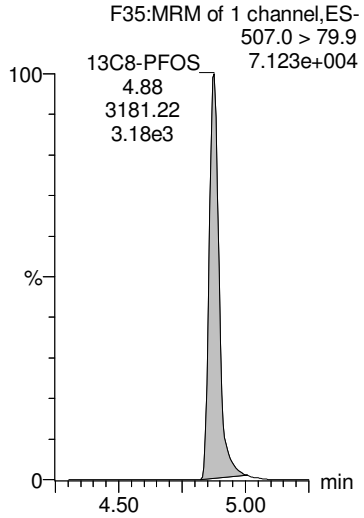

AD 9/26/2018

Dataset: Z:\Projects\PFAS.PRO\Results\180925M1\180925M1-44.qld

MMM 9/26/2018

Last Altered: Wednesday, September 26, 2018 12:43:09 Pacific Daylight Time
Printed: Wednesday, September 26, 2018 12:44:13 Pacific Daylight Time

Name: 180925M1_44, Date: 25-Sep-2018, Time: 20:58:38, ID: 1802887-01 SW1808300930GC 0.23703, Description: SW1808300930GC

PFDA

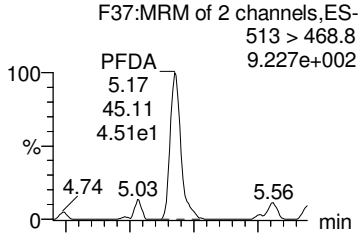

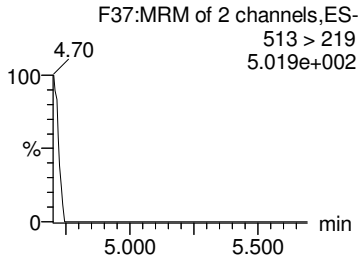

8:2 FTS

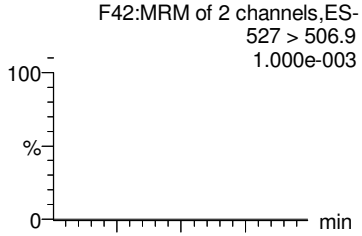

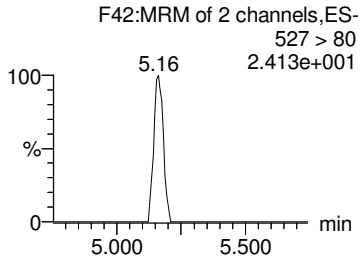

PFNS

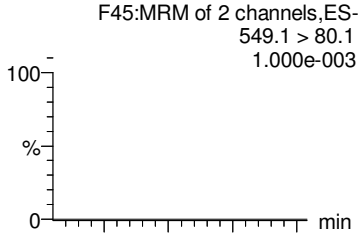

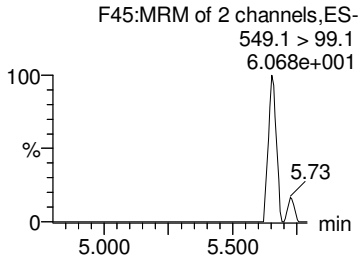

PFDS

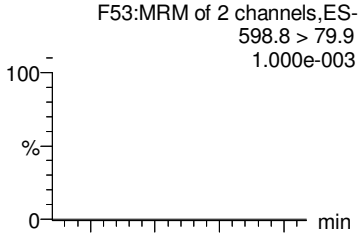

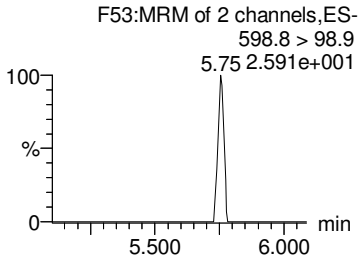

PFUdA

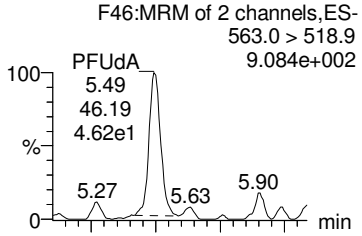

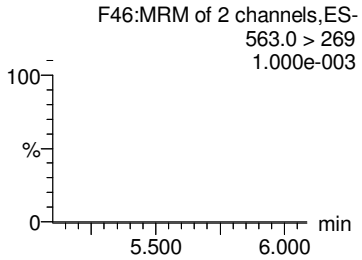

13C2-PFDA

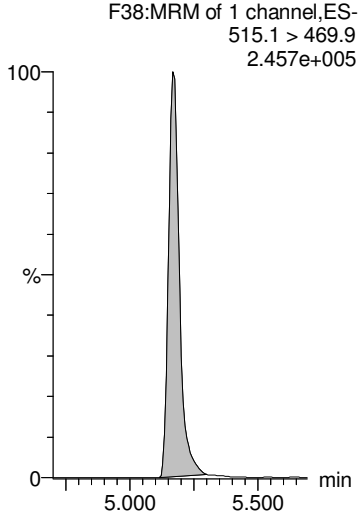

13C2-8:2 FTS

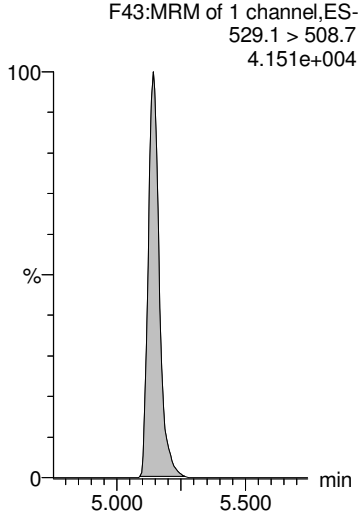

13C8-PFOS

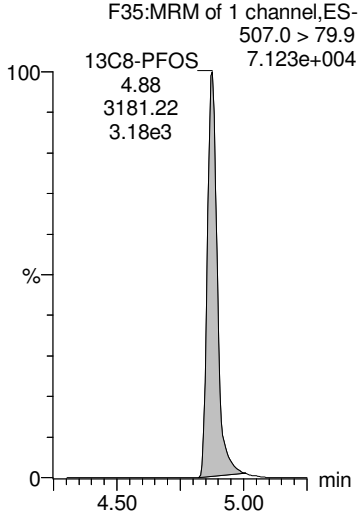

13C8-PFOS

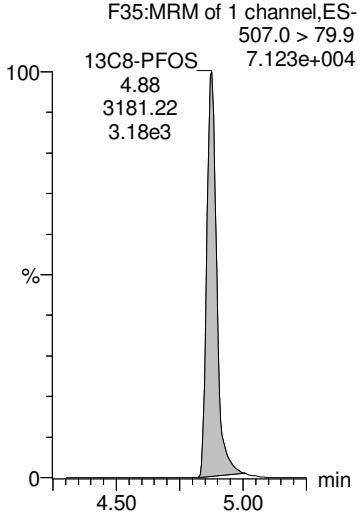

13C2-PFUdA

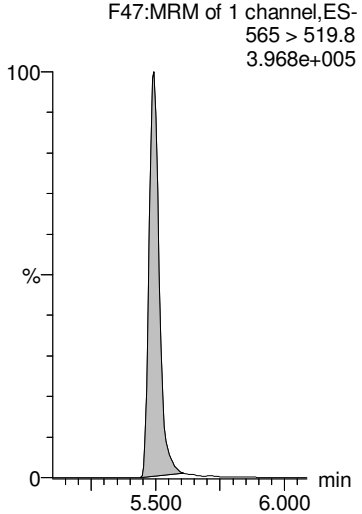

AD 9/26/2018

Dataset: Z:\Projects\PFAS.PRO\Results\180925M1\180925M1-44.qld

MMM 9/26/2018

Last Altered: Wednesday, September 26, 2018 12:43:09 Pacific Daylight Time
Printed: Wednesday, September 26, 2018 12:44:13 Pacific Daylight Time

Name: 180925M1_44, Date: 25-Sep-2018, Time: 20:58:38, ID: 1802887-01 SW1808300930GC 0.23703, Description: SW1808300930GC

L-MeFOSAA

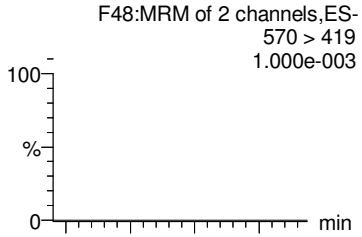

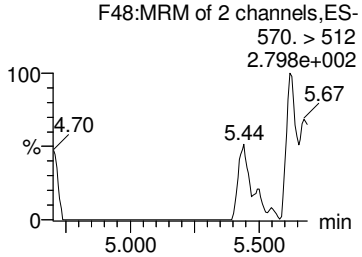

Br-MeFOSAA

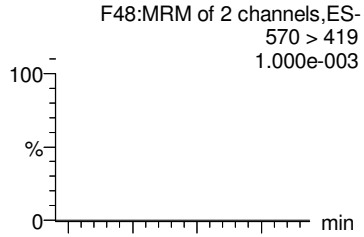

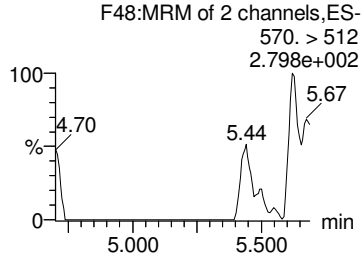

Total N-MeFOSAA

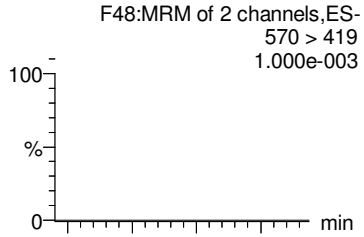

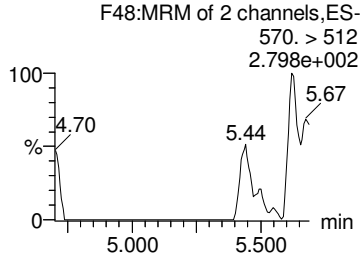

PFTrDA

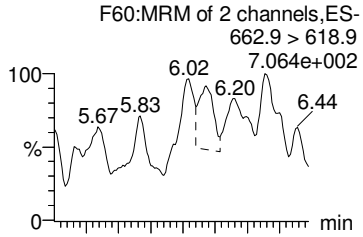

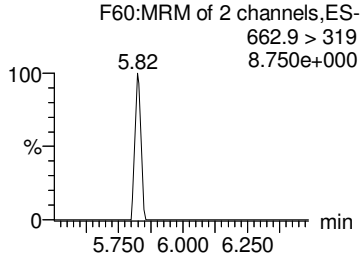

PFTeDA

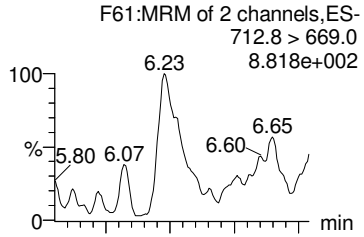

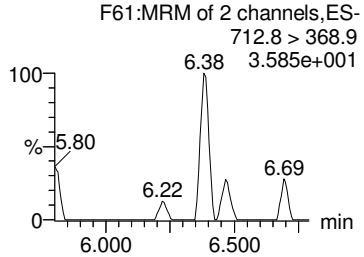

d3-N-MeFOSAA

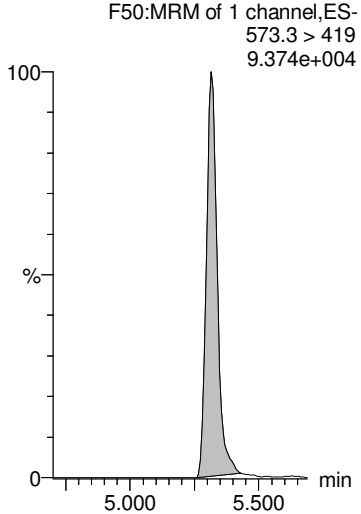

d3-N-MeFOSAA

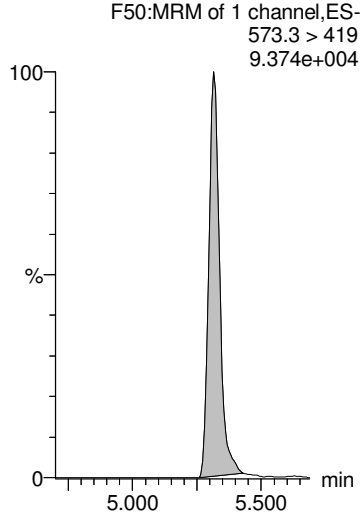

d3-N-MeFOSAA

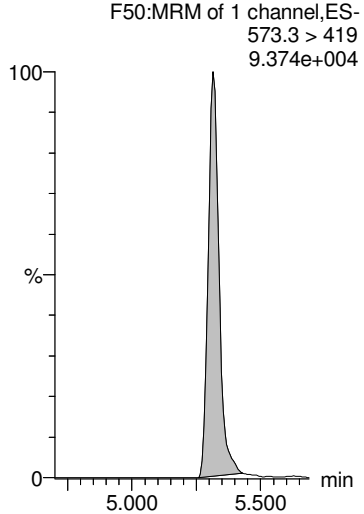

13C2-PFDoA

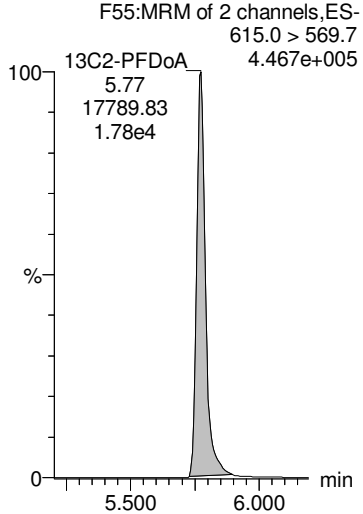

13C2-PFTeDA

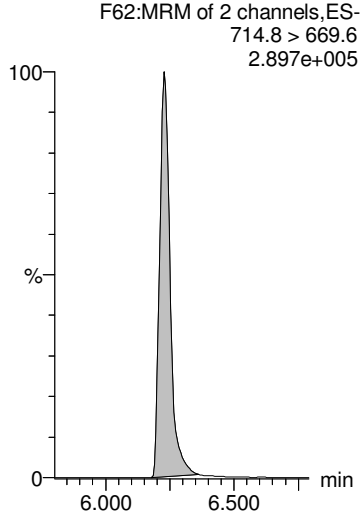

AD 9/26/2018

Dataset: Z:\Projects\PFAS.PRO\Results\180925M1\180925M1-44.qld

MMM 9/26/2018

Last Altered: Wednesday, September 26, 2018 12:43:09 Pacific Daylight Time
Printed: Wednesday, September 26, 2018 12:44:13 Pacific Daylight Time

Name: 180925M1_44, Date: 25-Sep-2018, Time: 20:58:38, ID: 1802887-01 SW1808300930GC 0.23703, Description: SW1808300930GC

L-EtFOSAA

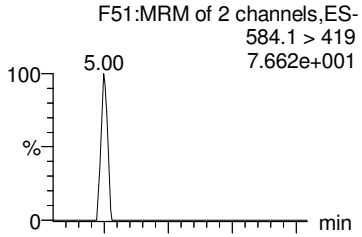

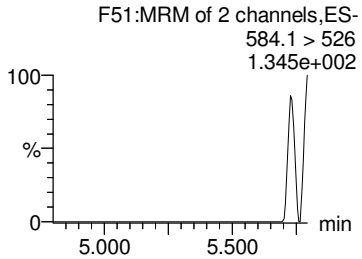

Br-ETFOSAA

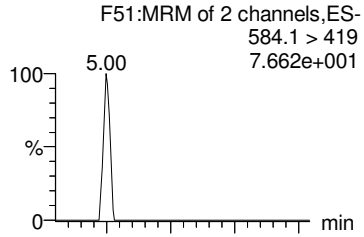

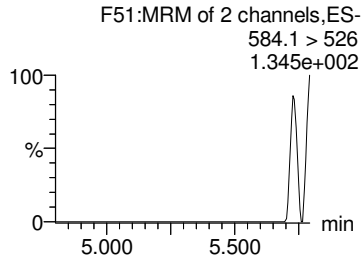

Total N-EtFOSAA

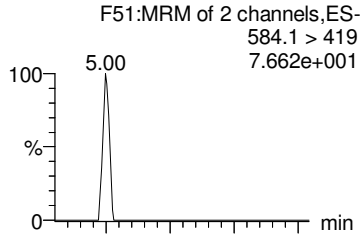

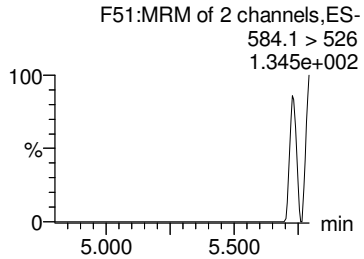

PFDoA

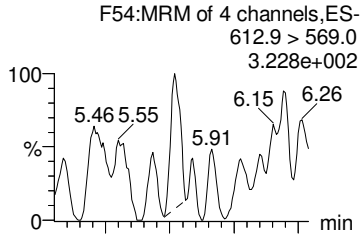

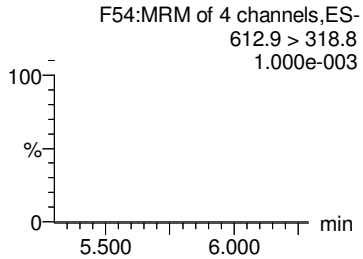

TCDA

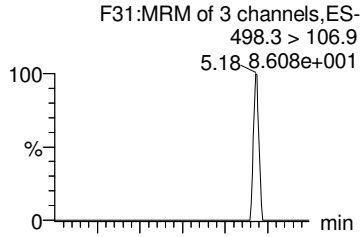

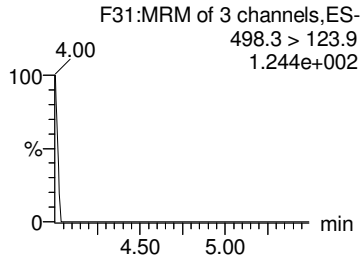

d5-N-EtFOSAA

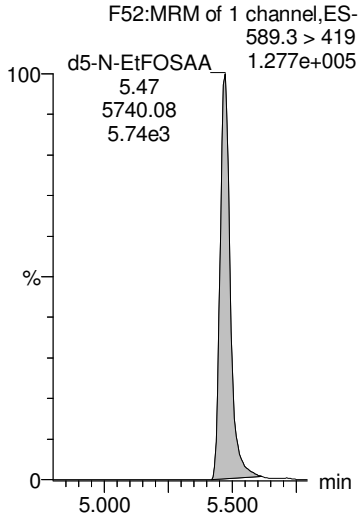

d5-N-EtFOSAA

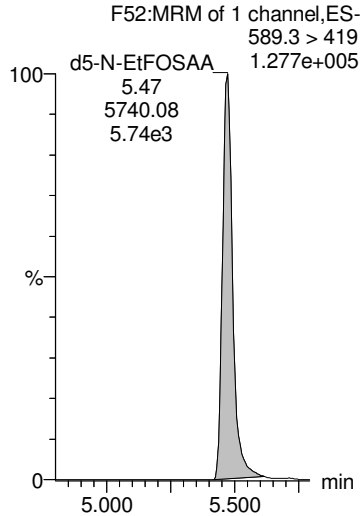

d5-N-EtFOSAA

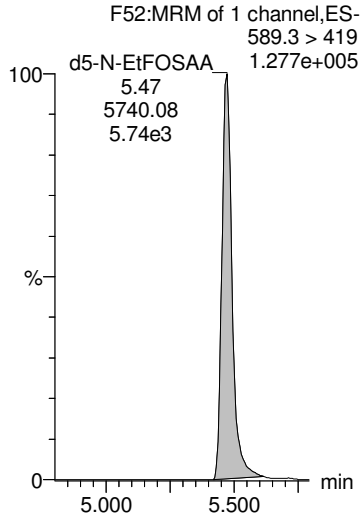

13C2-PFDoA

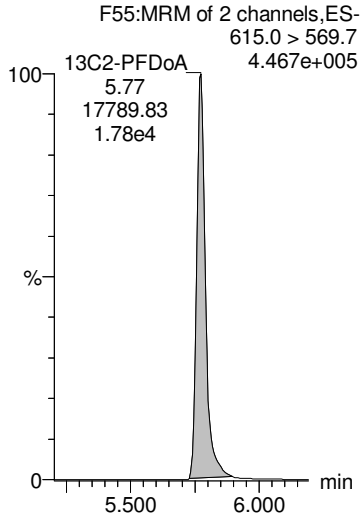

13C8-PFOS

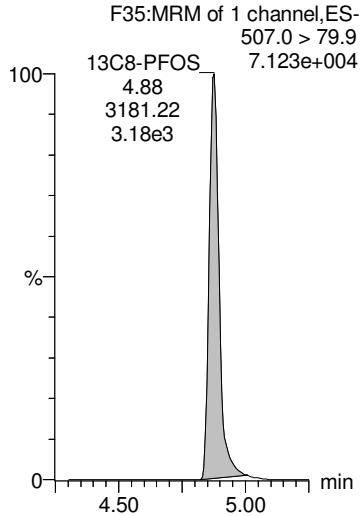

AD 9/26/2018

Dataset: Z:\Projects\PFAS.PRO\Results\180925M1\180925M1-44.qld

MMM 9/26/2018

Last Altered: Wednesday, September 26, 2018 12:43:09 Pacific Daylight Time
Printed: Wednesday, September 26, 2018 12:44:13 Pacific Daylight Time

Name: 180925M1_44, Date: 25-Sep-2018, Time: 20:58:38, ID: 1802887-01 SW1808300930GC 0.23703, Description: SW1808300930GC

13C4-PFBA

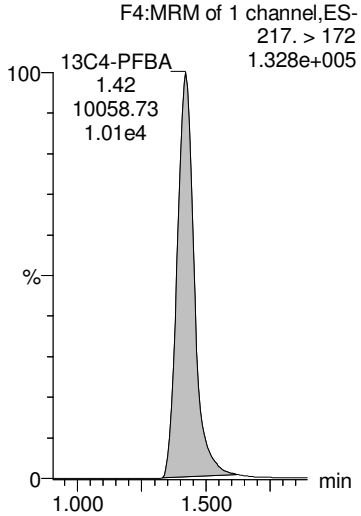

13C5-PFHxA

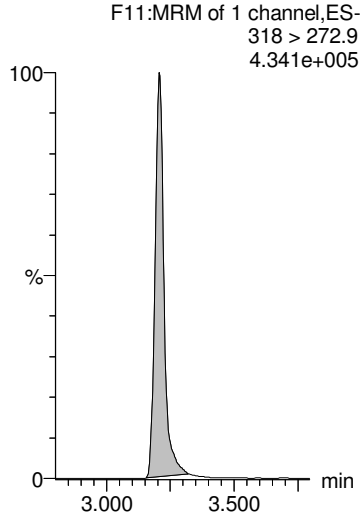

13C3-PFHxS

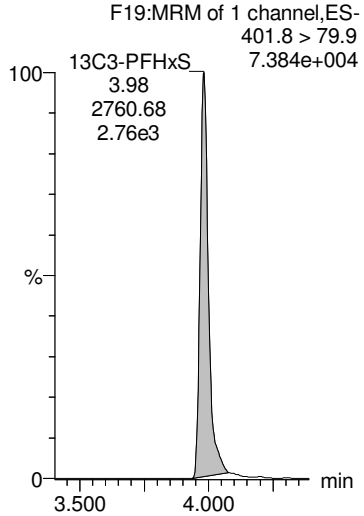

13C8-PFOA

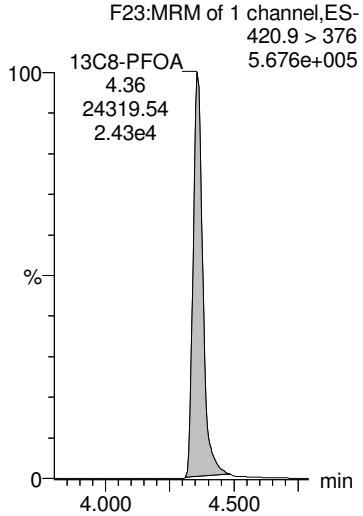

13C9-PFNA

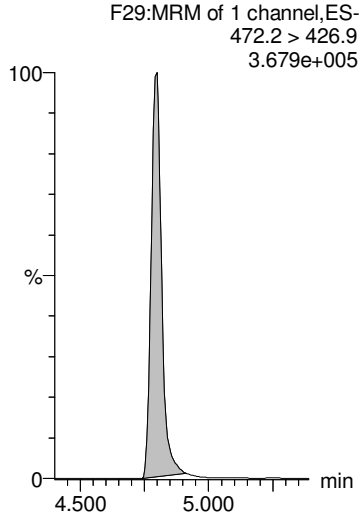

13C4-PFOS

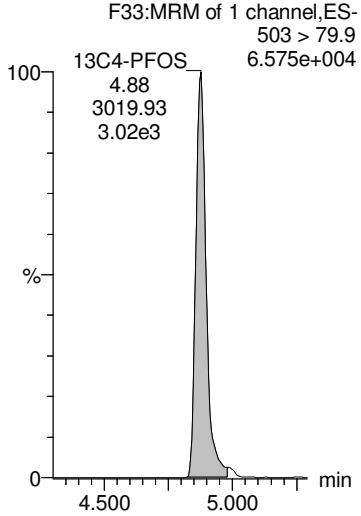

13C6-PFDA

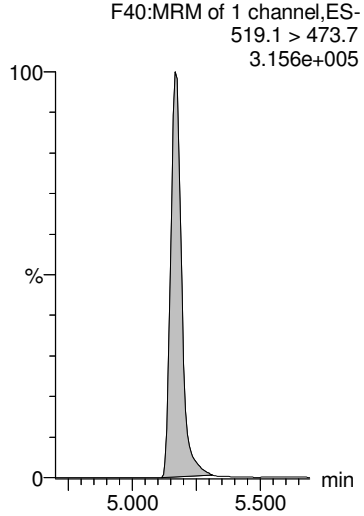

13C7-PFUdA

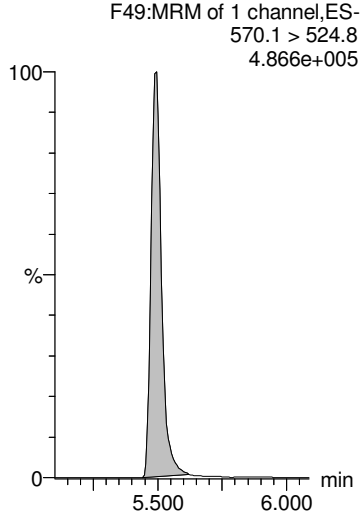

AD 9/26/2018

Dataset: Z:\Projects\PFAS.PRO\Results\180925M1\180925M1-47.qld

MMM 9/26/2018

Last Altered: Wednesday, September 26, 2018 12:48:36 Pacific Daylight Time
Printed: Wednesday, September 26, 2018 12:49:29 Pacific Daylight Time

Name: 180925M1_47, Date: 25-Sep-2018, Time: 21:30:28, ID: 1802887-02 PW1808301215GC 0.22139, Description: PW1808301215GC

	#	Name	Trace	Area	IS Area	Wt/Vol	RRF	RT	Response	Conc.	%Rec	Ion Ratio	Ratio Out?
1	1	PFBA	213.0 > 168.8	3.33e2	7.01e3	0.221	0.000	1.42	0.594	2.4674			
2	2	PFPeA	263.1 > 218.9	1.68e2	8.18e3	0.221	0.000	2.42	0.257	1.0660			
3	3	PFBS	299.0 > 79.7		1.48e3	0.221							
4	4	4:2 FTS	327.2>307.2		2.56e3	0.221							
5	5	PFHxA	313 > 269	3.21e2	6.24e3	0.221	0.000	3.21	0.257	1.0913		17.3	NO
6	36	13C3-PFBA	216.1 > 171.8	7.01e3	9.46e3	0.221	0.741	1.43	9.26	56.5534	100.2		
7	37	13C3-PFPeA	266. > 221.8	8.18e3	1.66e4	0.221	0.492	2.42	6.15	50.6466	89.7		
8	38	13C3-PFBS	302. > 98.8	1.48e3	2.84e3	0.221	0.519	2.70	6.48	56.0865	99.3		
9	39	13C2-4:2 FTS	329.2>308.9	2.56e3	2.84e3	0.221	0.902	3.11	11.3	59.0465	104.6		
10	40	13C2-PFHxA	315 > 270	6.24e3	1.66e4	0.221	0.940	3.20	4.70	21.2735	94.2		
11	-1												
12	7	PFHpA	363.0 > 318.9	1.68e2	8.74e3	0.221	0.000	3.84	0.241	0.8100		76.4	YES
13	6	PFPeS	349.1>80.1		1.48e3	0.221							
14	8	L-PFHxS	398.9 > 79.6	1.96e2	1.27e3	0.221	0.000	3.98	1.93	4.8686		1.69	NO
15	9	Br-PFHxS	398.9 > 79.6	2.82e1	1.27e3	0.221	0.000	3.84	0.276	0.6987		3.24	YES
16	68	Total PFHxS	398.9 > 79.6	2.24e2	1.27e3	0.221			2.20	5.5673			
17	41	13C4-PFHpA	367.2 > 321.8	8.74e3	1.66e4	0.221	0.526	3.83	6.58	56.3393	99.8		
18	38	13C3-PFBS	302. > 98.8	1.48e3	2.84e3	0.221	0.519	2.70	6.48	56.0865	99.3		
19	42	18O2-PFHxS	403.0 > 102.6	1.27e3	2.84e3	0.221	0.448	3.98	5.59	57.8342	102.4		
20	42	18O2-PFHxS	403.0 > 102.6	1.27e3	2.84e3	0.221	0.448	3.98	5.59	57.8342	102.4		
21	42	18O2-PFHxS	403.0 > 102.6	1.27e3	2.84e3	0.221	0.448	3.98	5.59	57.8342	102.4		
22	-1												
23	10	6:2 FTS	427.1 > 407	1.57e1	2.80e3	0.221	0.000	4.30	0.0703	0.1016		1.50	YES
24	13	PFHpS	449 > 80.0		3.00e3	0.221							
25	11	L-PFOA	412.8 > 368.9	3.35e2	1.32e4	0.221	0.000	4.36	0.316	0.6349		3.58	NO
26	12	Br-PFOA	412.8 > 368.9		1.32e4	0.221							
27	69	Total PFOA	412.8 > 368.9	3.35e2	1.32e4	0.221			0.316	0.6349			
28	43	13C2-6:2 FTS	429.1 > 408.9	2.80e3	2.82e3	0.221	0.992	4.30	12.4	61.2698	108.5		
29	44	13C2-PFOA	414.9 > 369.7	1.32e4	2.42e4	0.221	0.547	4.36	6.83	54.6013	96.7		
30	44	13C2-PFOA	414.9 > 369.7	1.32e4	2.42e4	0.221	0.547	4.36	6.83	54.6013	96.7		
31	44	13C2-PFOA	414.9 > 369.7	1.32e4	2.42e4	0.221	0.547	4.36	6.83	54.6013	96.7		
32	44	13C2-PFOA	414.9 > 369.7	1.32e4	2.42e4	0.221	0.547	4.36	6.83	54.6013	96.7		
33	-1												
34	14	PFNA	463.0 > 418.8	1.09e2	1.53e4	0.221	0.000	4.79	0.0889	0.3667		3.70	NO
35	15	PFOSA	497.9 > 77.9		2.69e3	0.221							
36	16	L-PFOS	498.9 > 79.9	1.77e3	3.00e3	0.221	0.000	4.87	7.38	33.6511		1.81	NO
37	17	Br-PFOS	498.9 > 79.9	2.57e2	3.00e3	0.221	0.000	4.73	1.07	5.0262		3.69	NO

AD 9/26/2018

Dataset: Z:\Projects\PFAS.PRO\Results\180925M1\180925M1-47.qld

MMM 9/26/2018

Last Altered: Wednesday, September 26, 2018 12:48:36 Pacific Daylight Time
Printed: Wednesday, September 26, 2018 12:49:29 Pacific Daylight Time

Name: 180925M1_47, Date: 25-Sep-2018, Time: 21:30:28, ID: 1802887-02 PW1808301215GC 0.22139, Description: PW1808301215GC

	#	Name	Trace	Area	IS Area	Wt/Vol	RRF	RT	Response	Conc.	%Rec	Ion Ratio	Ratio Out?
38	70	Total PFOS	498.9 > 79.9	2.03e3	3.00e3	0.221			8.45	38.6774			
39	45	13C5-PFNA	468.2 > 422.9	1.53e4	1.66e4	0.221	0.926	4.79	11.6	52.8075	93.5		
40	46	13C8-PFOSA	506.1 > 77.7	2.69e3	2.13e4	0.221	0.126	4.85	1.57	33.8886	60.0		
41	47	13C8-PFOS	507.0 > 79.9	3.00e3	2.82e3	0.221	1.06	4.87	13.3	56.9670	100.9		
42	47	13C8-PFOS	507.0 > 79.9	3.00e3	2.82e3	0.221	1.06	4.87	13.3	56.9670	100.9		
43	47	13C8-PFOS	507.0 > 79.9	3.00e3	2.82e3	0.221	1.06	4.87	13.3	56.9670	100.9		
44	-1												
45	18	PFDA	513 > 468.8	2.73e2	1.37e4	0.221	0.000	5.17	0.250	0.9732		2.71	YES
46	19	8:2 FTS	527 > 506.9		2.08e3	0.221							
47	20	PFNS	549.1 > 80.1		3.00e3	0.221							
48	26	PFDS	598.8 > 79.9		3.00e3	0.221							
49	25	PFUdA	563.0 > 518.9	3.58e2	1.88e4	0.221	0.000	5.49	0.239	0.9532		6.76	NO
50	48	13C2-PFDA	515.1 > 469.9	1.37e4	1.51e4	0.221	0.908	5.17	11.3	47.9505	84.9		
51	49	13C2-8:2 FTS	529.1 > 508.7	2.08e3	2.82e3	0.221	0.737	5.14	9.21	57.0373	101.0		
52	47	13C8-PFOS	507.0 > 79.9	3.00e3	2.82e3	0.221	1.06	4.87	13.3	56.9670	100.9		
53	47	13C8-PFOS	507.0 > 79.9	3.00e3	2.82e3	0.221	1.06	4.87	13.3	56.9670	100.9		
54	51	13C2-PFUdA	565 > 519.8	1.88e4	2.13e4	0.221	0.880	5.49	11.0	51.4492	91.1		
55	-1												
56	21	L-MeFOSAA	570 > 419		4.69e3	0.221							
57	22	Br-MeFOSAA	570. > 419		4.69e3	0.221							
58	71	Total N-MeFOSAA	570. > 419	0.00e0	4.69e3	0.221			0.000				
59	29	PFTrDA	662.9 > 618.9		1.85e4	0.221							
60	30	PFTeDA	712.8 > 669.0	3.71e1	1.35e4	0.221	0.000	6.23	0.0343			15.4	NO
61	50	d3-N-MeFOSAA	573.3 > 419	4.69e3	2.13e4	0.221	0.220	5.31	2.75	50.5758	89.6		
62	50	d3-N-MeFOSAA	573.3 > 419	4.69e3	2.13e4	0.221	0.220	5.31	2.75	50.5758	89.6		
63	50	d3-N-MeFOSAA	573.3 > 419	4.69e3	2.13e4	0.221	0.220	5.31	2.75	50.5758	89.6		
64	53	13C2-PFDoA	615.0 > 569.7	1.85e4	1.51e4	0.221	1.23	5.77	15.3	53.7437	95.2		
65	55	13C2-PFTeDA	714.8 > 669.6	1.35e4	2.13e4	0.221	0.633	6.22	7.92	56.4113	99.9		
66	-1												
67	23	L-EtFOSAA	584.1 > 419		5.29e3	0.221							
68	24	Br-ETFOSAA	584.1 > 419		5.29e3	0.221							
69	72	Total N-EtFOSAA	584.1 > 419	0.00e0	5.29e3	0.221			0.000				
70	27	PFDoA	612.9 > 569.0		1.85e4	0.221							
71	73	TCDA	498.3>106.9			0.221							
72	52	d5-N-EtFOSAA	589.3 > 419	5.29e3	2.13e4	0.221	0.248	5.47	3.10	50.6289	89.7		
73	52	d5-N-EtFOSAA	589.3 > 419	5.29e3	2.13e4	0.221	0.248	5.47	3.10	50.6289	89.7		
74	52	d5-N-EtFOSAA	589.3 > 419	5.29e3	2.13e4	0.221	0.248	5.47	3.10	50.6289	89.7		

AD 9/26/2018

Dataset: Z:\Projects\PFAS.PRO\Results\180925M1\180925M1-47.qld

MMM 9/26/2018

Last Altered: Wednesday, September 26, 2018 12:48:36 Pacific Daylight Time
Printed: Wednesday, September 26, 2018 12:49:29 Pacific Daylight Time

Name: 180925M1_47, Date: 25-Sep-2018, Time: 21:30:28, ID: 1802887-02 PW1808301215GC 0.22139, Description: PW1808301215GC

	#	Name	Trace	Area	IS Area	Wt/Vol	RRF	RT	Response	Conc.	%Rec	Ion Ratio	Ratio Out?
75	53	13C2-PFDoA	615.0 > 569.7	1.85e4	1.51e4	0.221	1.23	5.77	15.3	53.7437	95.2		
76	47	13C8-PFOS	507.0 > 79.9	3.00e3	2.82e3	0.221	1.06	4.87	13.3	56.9670	100.9		
77	-1												
78	60	13C4-PFBA	217. > 172	9.46e3	9.46e3	0.221	1.00	1.42	12.5	56.4614	100.0		
79	61	13C5-PFHxA	318 > 272.9	1.66e4	1.66e4	0.221	1.00	3.21	12.5	56.4614	100.0		
80	62	13C3-PFHxS	401.8 > 79.9	2.84e3	2.84e3	0.221	1.00	3.98	12.5	56.4614	100.0		
81	63	13C8-PFOA	420.9 > 376	2.42e4	2.42e4	0.221	1.00	4.36	12.5	56.4614	100.0		
82	64	13C9-PFNA	472.2 > 426.9	1.66e4	1.66e4	0.221	1.00	4.79	12.5	56.4614	100.0		
83	65	13C4-PFOS	503 > 79.9	2.82e3	2.82e3	0.221	1.00	4.87	12.5	56.4614	100.0		
84	66	13C6-PFDA	519.1 > 473.7	1.51e4	1.51e4	0.221	1.00	5.17	12.5	56.4614	100.0		
85	67	13C7-PFUdA	570.1 > 524.8	2.13e4	2.13e4	0.221	1.00	5.49	12.5	56.4614	100.0		

AD 9/26/2018

Dataset: Z:\Projects\PFAS.PRO\Results\180925M1\180925M1-47.qld MMM 9/26/2018

Last Altered: Wednesday, September 26, 2018 12:48:36 Pacific Daylight Time
Printed: Wednesday, September 26, 2018 12:49:29 Pacific Daylight Time

Method: Z:\Projects\PFAS.PRO\MethDB\PFAS_FULL_80C_092518.mdb 26 Sep 2018 09:51:35
Calibration: Z:\Projects\PFAS.PRO\CurveDB\C18_VAL-PFAS_Q4_09-25-18.cdb 26 Sep 2018 10:07:46

Name: 180925M1_47, Date: 25-Sep-2018, Time: 21:30:28, ID: 1802887-02 PW1808301215GC 0.22139, Description: PW1808301215GC

PFBA

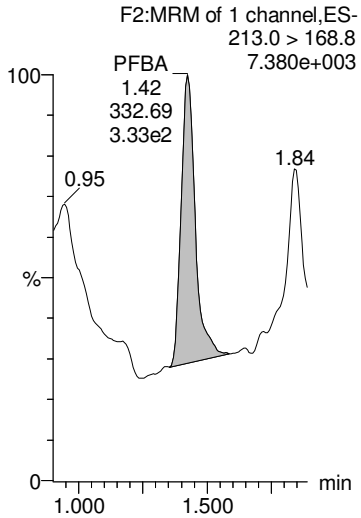

PFPeA

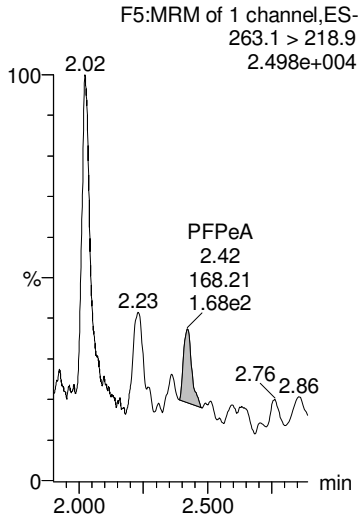

PFBS

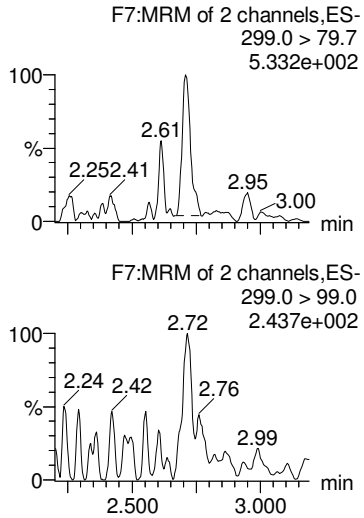

4:2 FTS

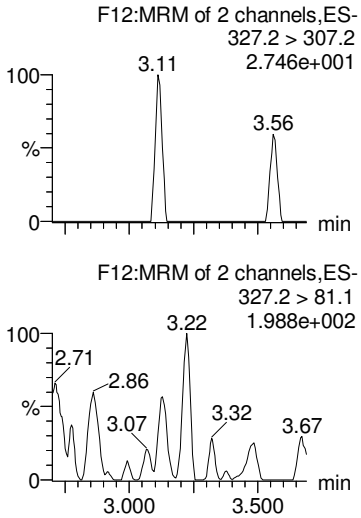

PFHxA

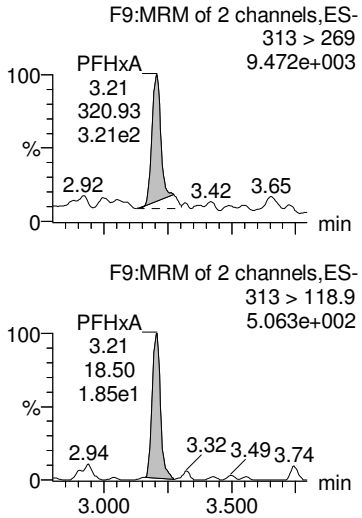

13C3-PFBA

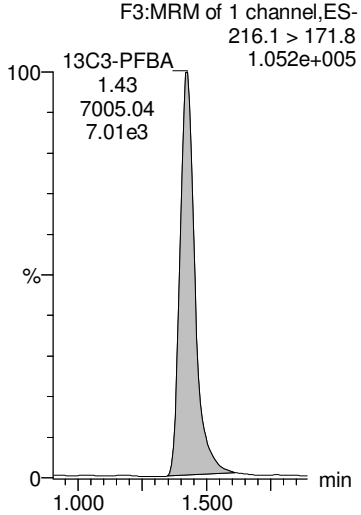

13C3-PFPeA

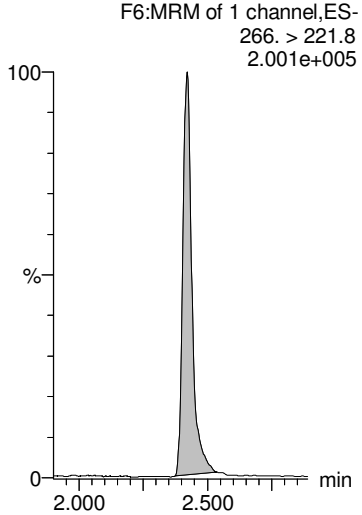

13C3-PFBS

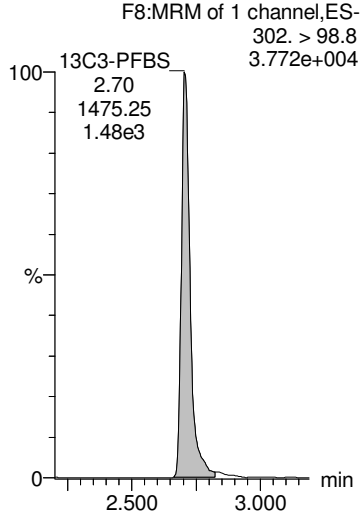

13C2-4:2 FTS

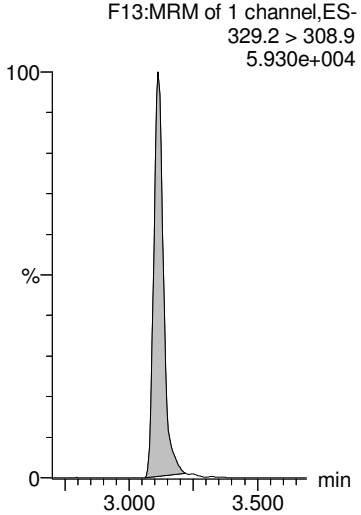

13C2-PFHxA

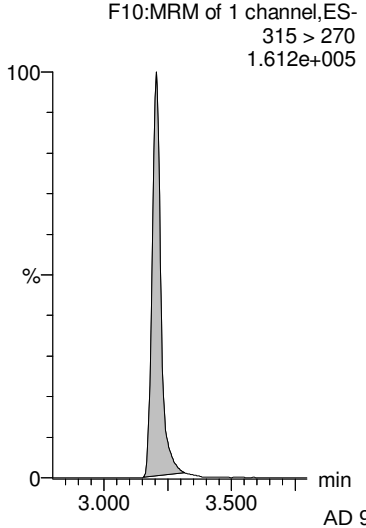

AD 9/26/2018

Dataset: Z:\Projects\PFAS.PRO\Results\180925M1\180925M1-47.qld

MMM 9/26/2018

Last Altered: Wednesday, September 26, 2018 12:48:36 Pacific Daylight Time
Printed: Wednesday, September 26, 2018 12:49:29 Pacific Daylight Time

Name: 180925M1_47, Date: 25-Sep-2018, Time: 21:30:28, ID: 1802887-02 PW1808301215GC 0.22139, Description: PW1808301215GC

PFHpA

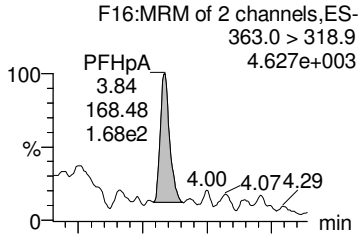

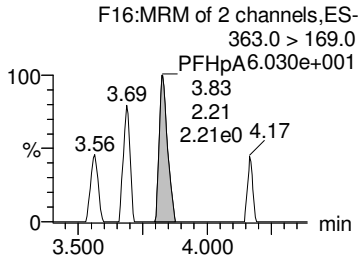

PFPeS

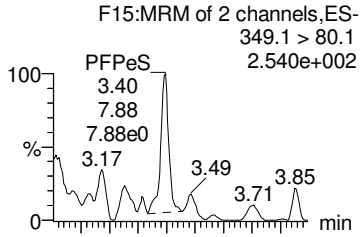

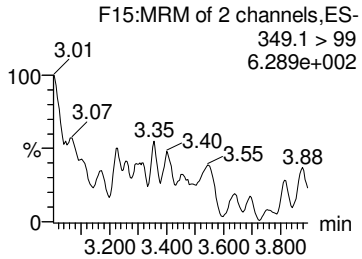

L-PFHxS

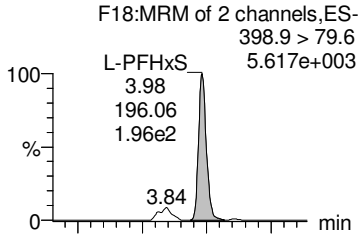

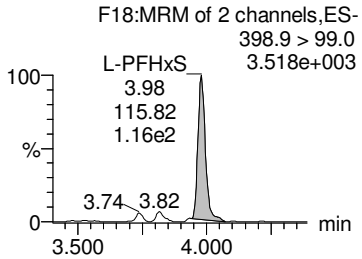

Br-PFHxS

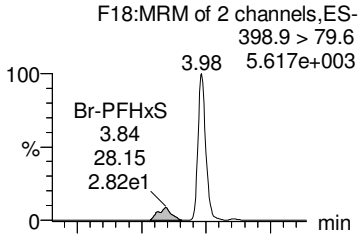

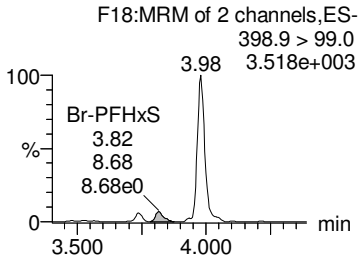

Total PFHxS

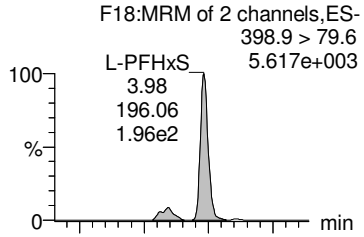

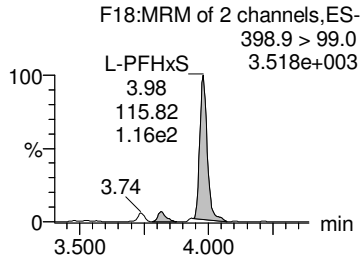

13C4-PFHpA

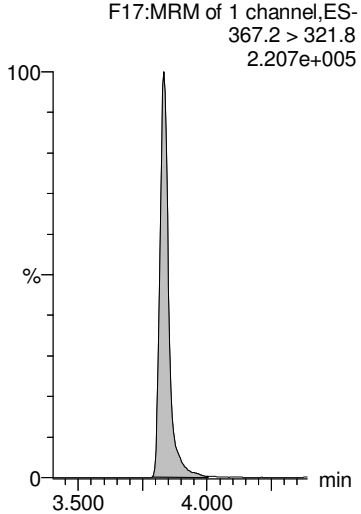

13C3-PFBS

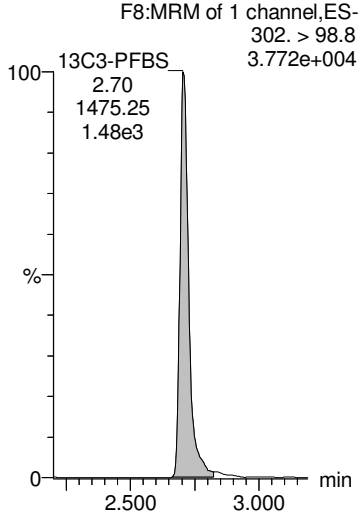

18O2-PFHxS

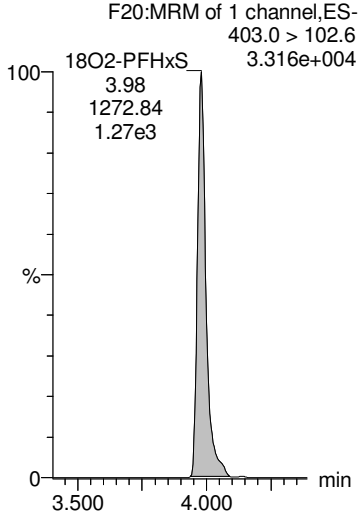

18O2-PFHxS

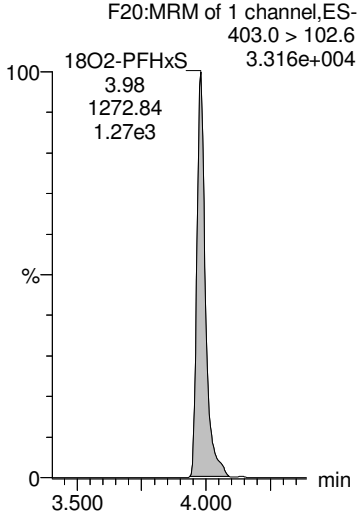

18O2-PFHxS

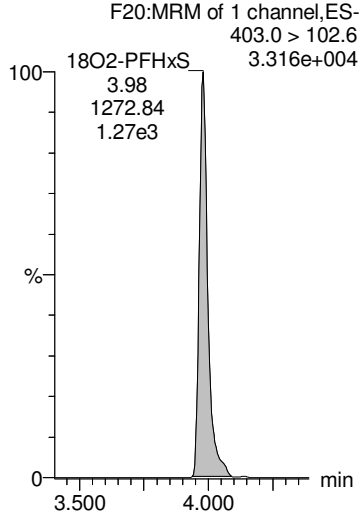

AD 9/26/2018

Dataset: Z:\Projects\PFAS.PRO\Results\180925M1\180925M1-47.qld

MMM 9/26/2018

Last Altered: Wednesday, September 26, 2018 12:48:36 Pacific Daylight Time
Printed: Wednesday, September 26, 2018 12:49:29 Pacific Daylight Time

Name: 180925M1_47, Date: 25-Sep-2018, Time: 21:30:28, ID: 1802887-02 PW1808301215GC 0.22139, Description: PW1808301215GC

6:2 FTS

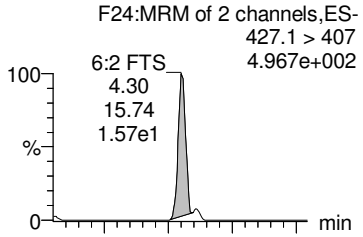

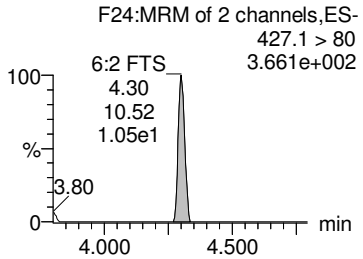

PFHpS

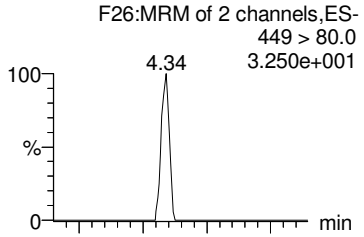

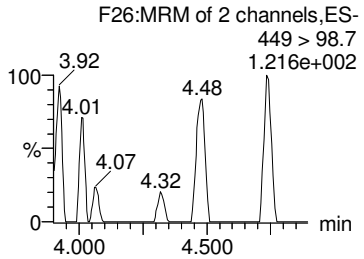

L-PFOA

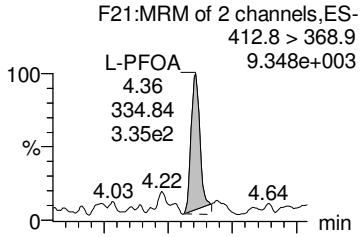

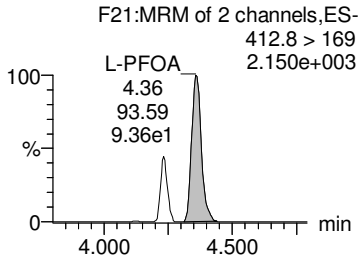

Br-PFOA

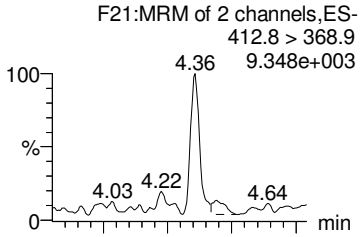

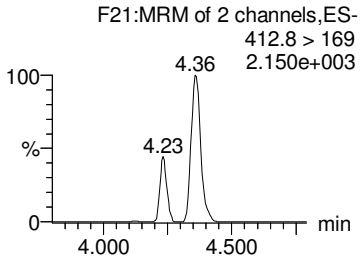

Total PFOA

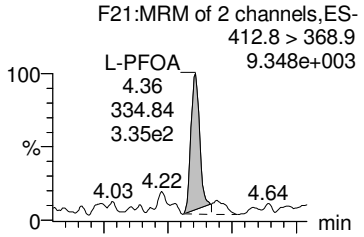

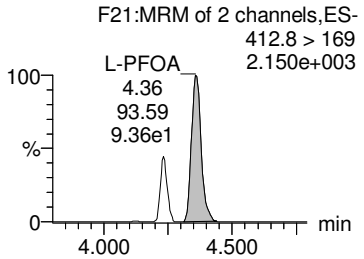

13C2-6:2 FTS

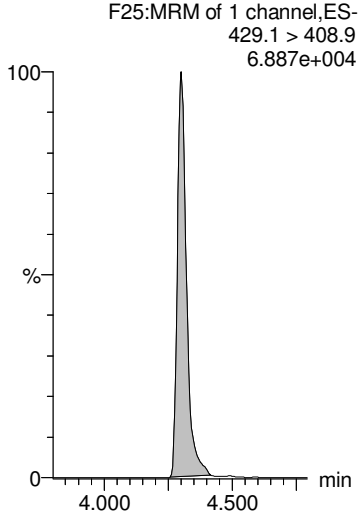

13C2-PFOA

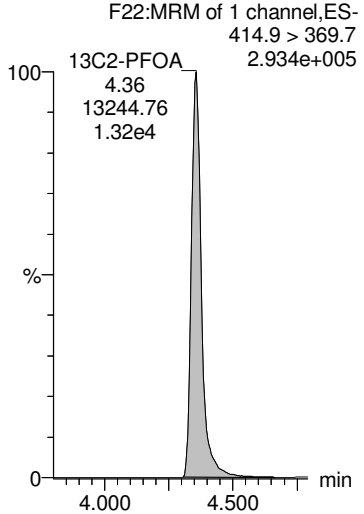

13C2-PFOA

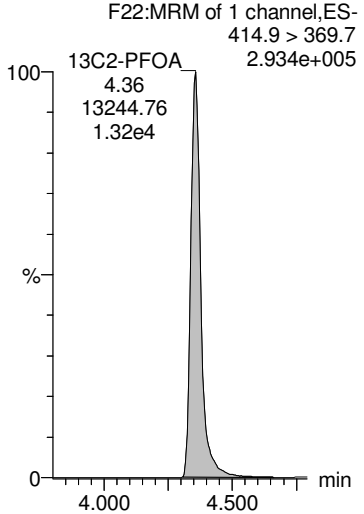

13C2-PFOA

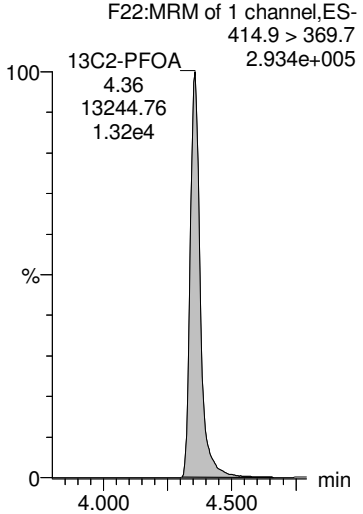

13C2-PFOA

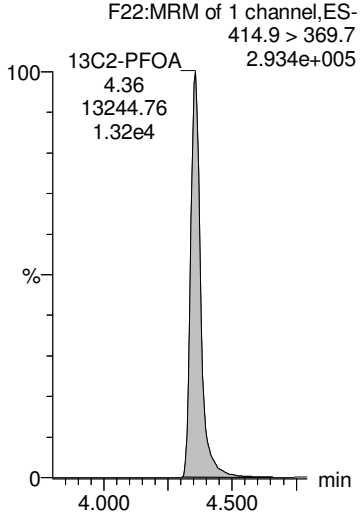

AD 9/26/2018

Dataset: Z:\Projects\PFAS.PRO\Results\180925M1\180925M1-47.qld MMM 9/26/2018

Last Altered: Wednesday, September 26, 2018 12:48:36 Pacific Daylight Time
Printed: Wednesday, September 26, 2018 12:49:29 Pacific Daylight Time

Name: 180925M1_47, Date: 25-Sep-2018, Time: 21:30:28, ID: 1802887-02 PW1808301215GC 0.22139, Description: PW1808301215GC

PFNA

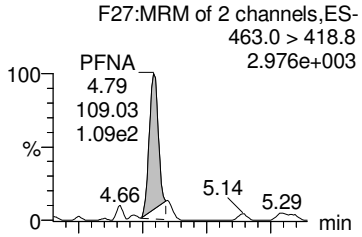

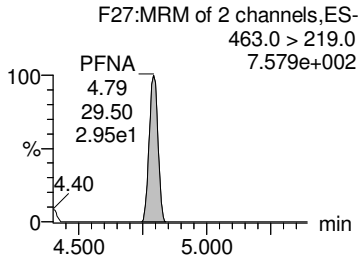

PFOSA

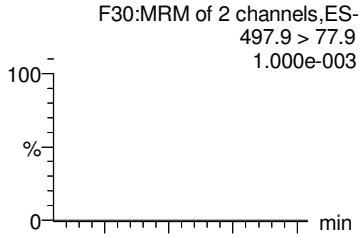

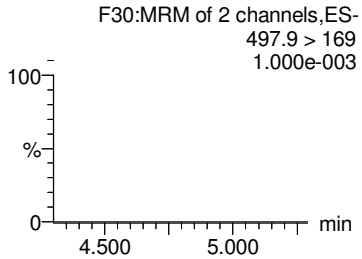

L-PFOS

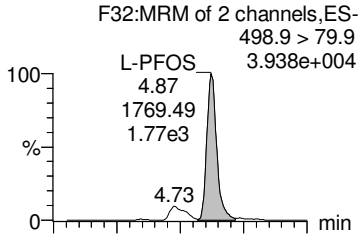

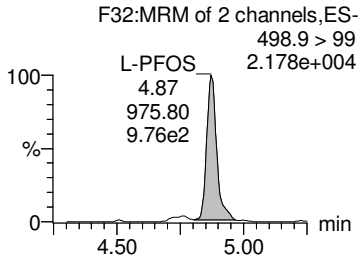

Br-PFOS

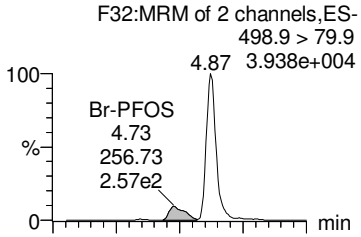

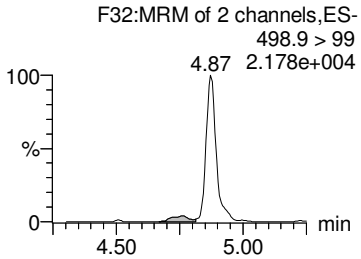

Total PFOS

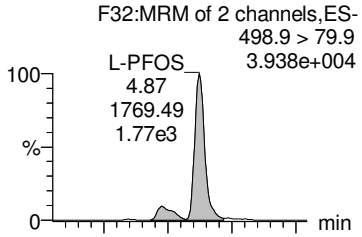

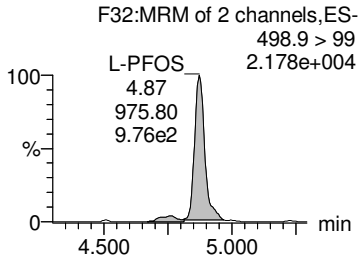

13C5-PFNA

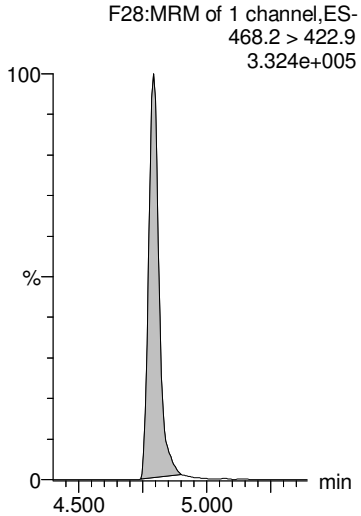

13C8-PFOSA

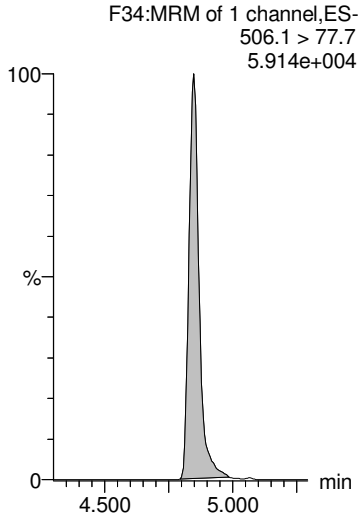

13C8-PFOS

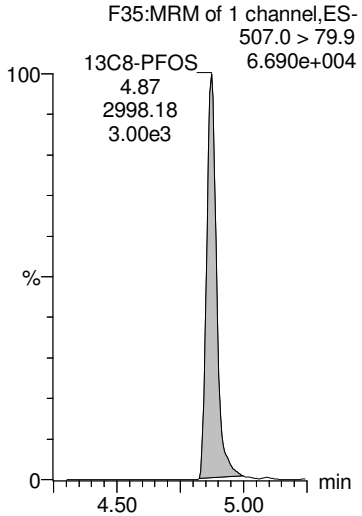

13C8-PFOS

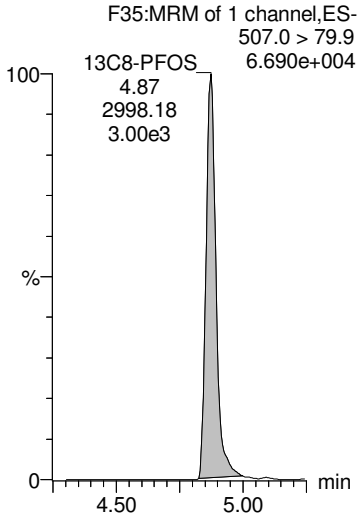

13C8-PFOS

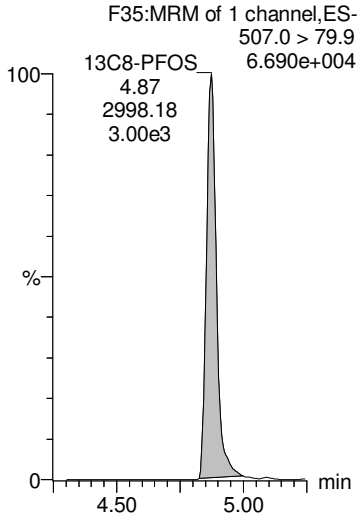

AD 9/26/2018

Dataset: Z:\Projects\PFAS.PRO\Results\180925M1\180925M1-47.qld

MMM 9/26/2018

Last Altered: Wednesday, September 26, 2018 12:48:36 Pacific Daylight Time
Printed: Wednesday, September 26, 2018 12:49:29 Pacific Daylight Time

Name: 180925M1_47, Date: 25-Sep-2018, Time: 21:30:28, ID: 1802887-02 PW1808301215GC 0.22139, Description: PW1808301215GC

PFDA

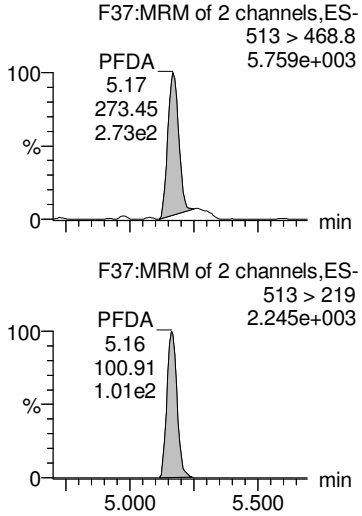

8:2 FTS

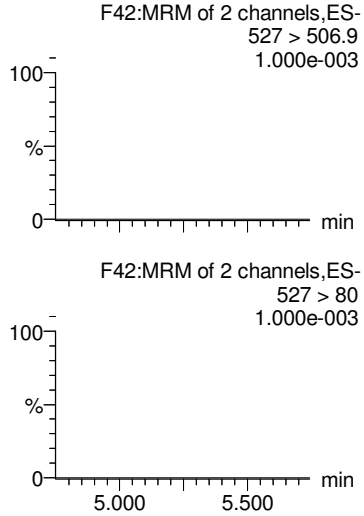

PFNS

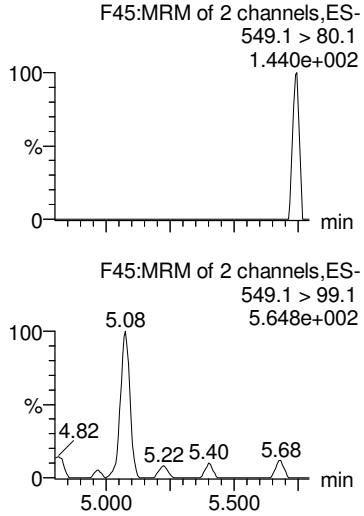

PFDS

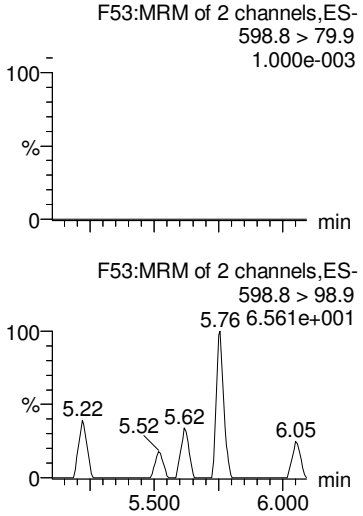

PFUdA

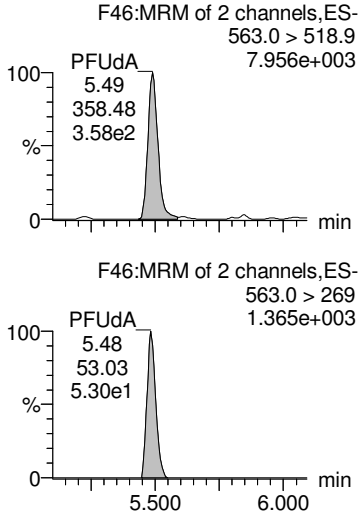

13C2-PFDA

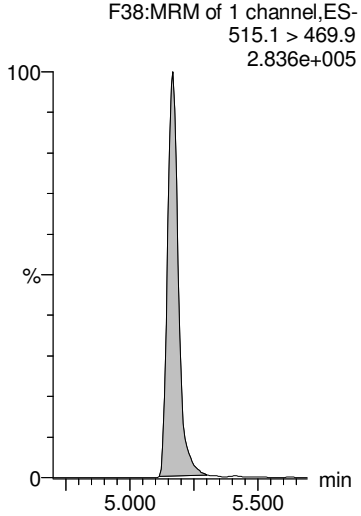

13C2-8:2 FTS

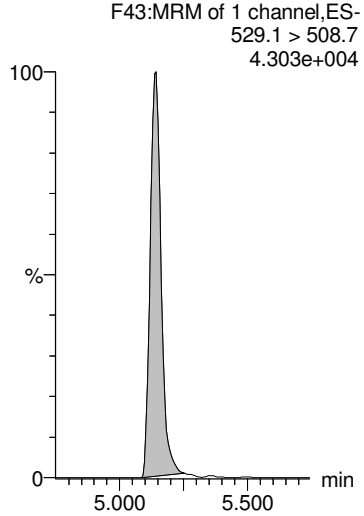

13C8-PFOS

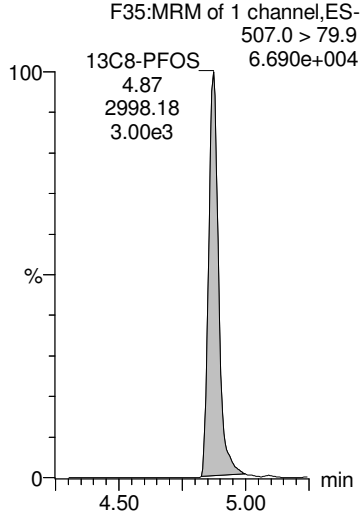

13C8-PFOS

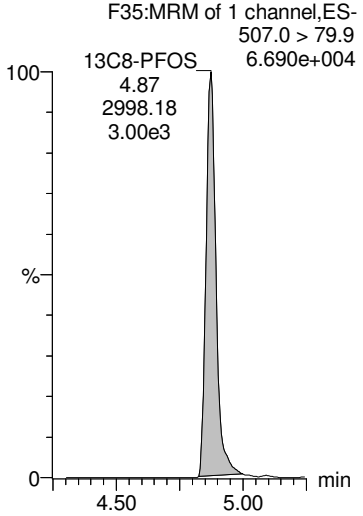

13C2-PFUdA

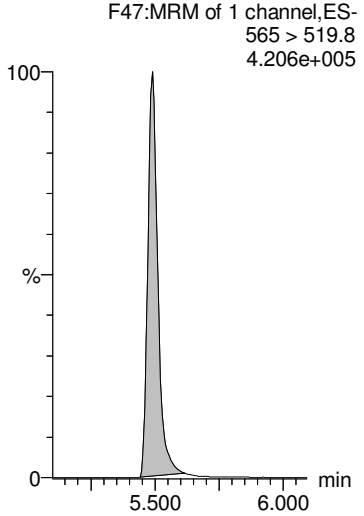

AD 9/26/2018

Dataset: Z:\Projects\PFAS.PRO\Results\180925M1\180925M1-47.qld

MMM 9/26/2018

Last Altered: Wednesday, September 26, 2018 12:48:36 Pacific Daylight Time
Printed: Wednesday, September 26, 2018 12:49:29 Pacific Daylight Time

Name: 180925M1_47, Date: 25-Sep-2018, Time: 21:30:28, ID: 1802887-02 PW1808301215GC 0.22139, Description: PW1808301215GC

L-MeFOSAA

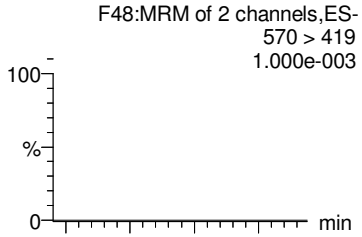

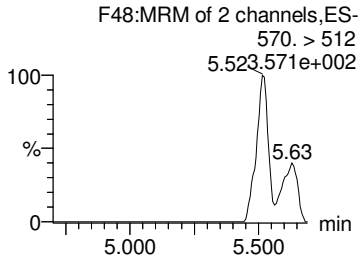

Br-MeFOSAA

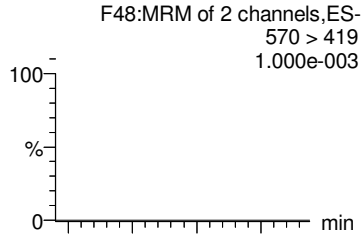

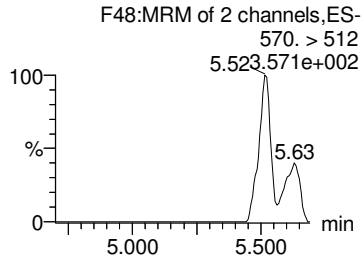

Total N-MeFOSAA

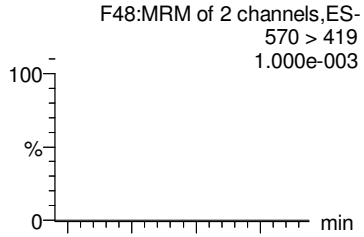

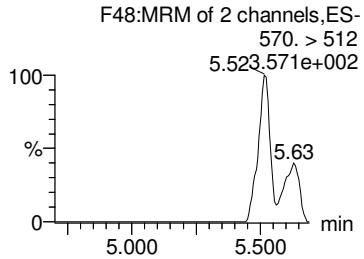

PFTrDA

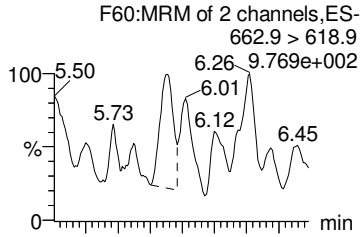

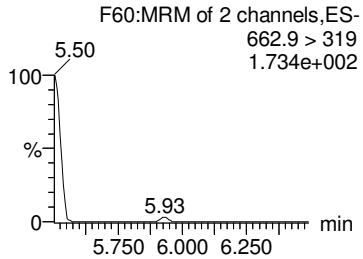

PFTeDA

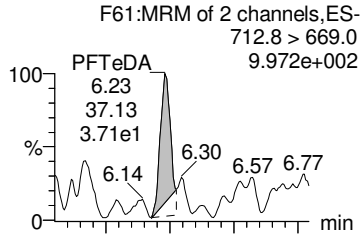

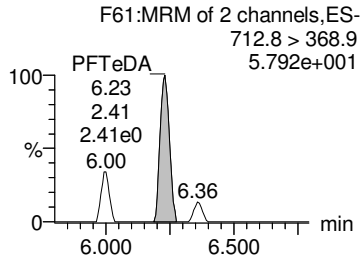

d3-N-MeFOSAA

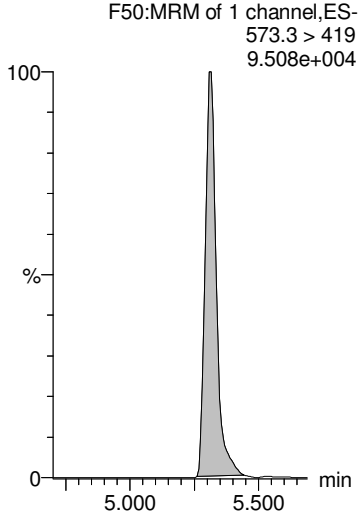

d3-N-MeFOSAA

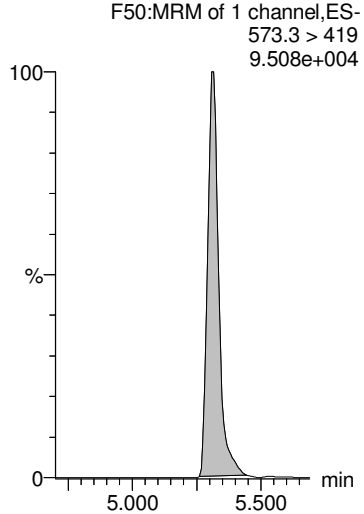

d3-N-MeFOSAA

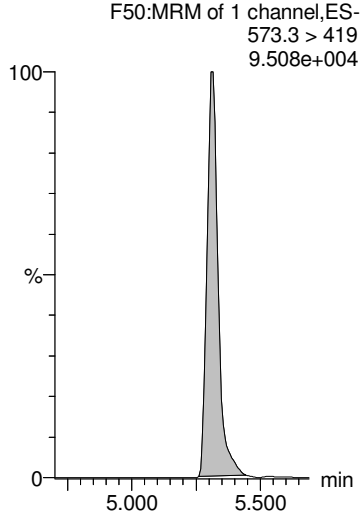

13C2-PFDoA

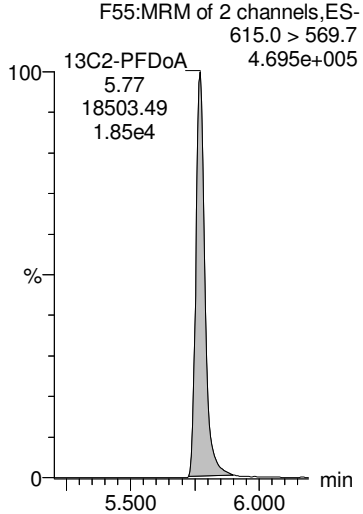

13C2-PFTeDA

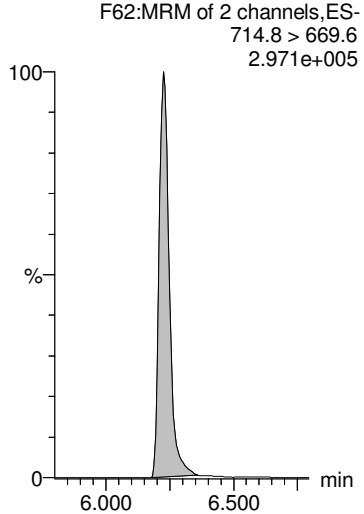

AD 9/26/2018

Dataset: Z:\Projects\PFAS.PRO\Results\180925M1\180925M1-47.qld

MMM 9/26/2018

Last Altered: Wednesday, September 26, 2018 12:48:36 Pacific Daylight Time
Printed: Wednesday, September 26, 2018 12:49:29 Pacific Daylight Time

Name: 180925M1_47, Date: 25-Sep-2018, Time: 21:30:28, ID: 1802887-02 PW1808301215GC 0.22139, Description: PW1808301215GC

L-EtFOSAA

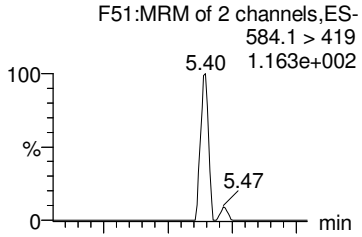

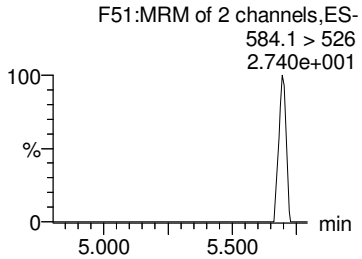

Br-ETFOSAA

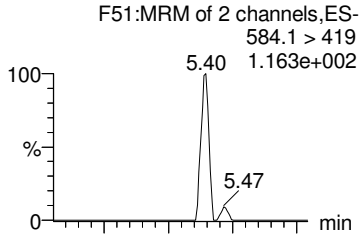

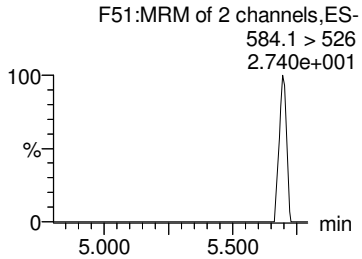

Total N-EtFOSAA

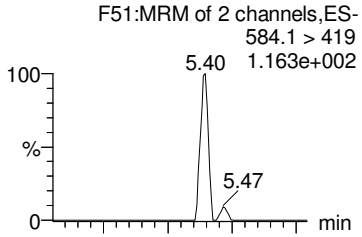

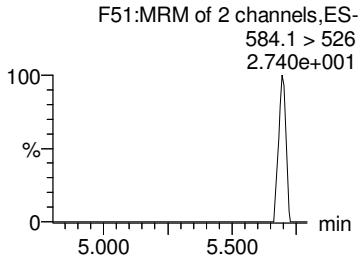

PFDoA

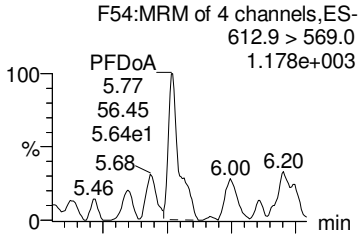

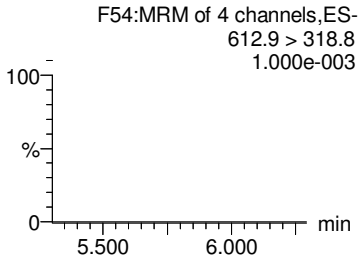

TCDA

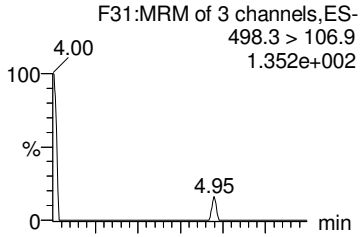

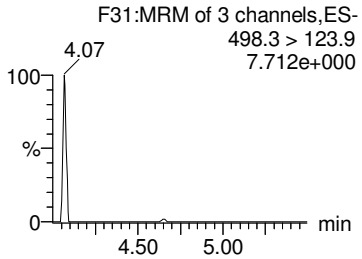

d5-N-EtFOSAA

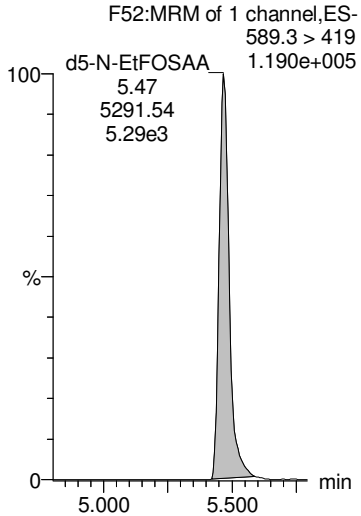

d5-N-EtFOSAA

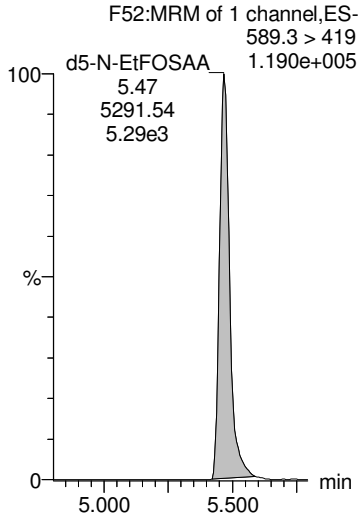

d5-N-EtFOSAA

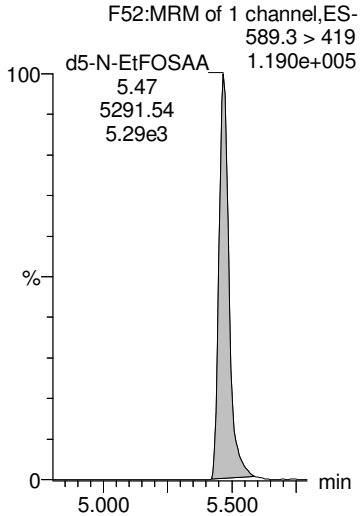

13C2-PFDoA

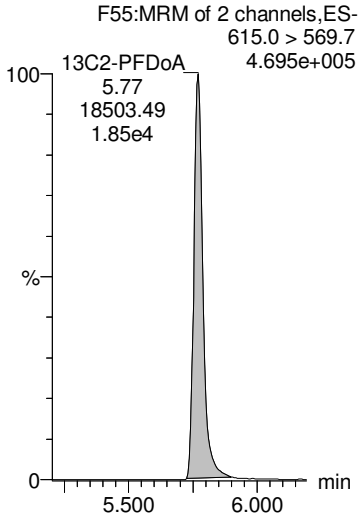

13C8-PFOS

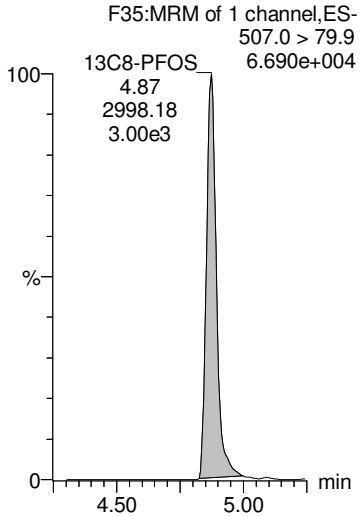

AD 9/26/2018

Dataset: Z:\Projects\PFAS.PRO\Results\180925M1\180925M1-47.qld

MMM 9/26/2018

Last Altered: Wednesday, September 26, 2018 12:48:36 Pacific Daylight Time
Printed: Wednesday, September 26, 2018 12:49:29 Pacific Daylight Time

Name: 180925M1_47, Date: 25-Sep-2018, Time: 21:30:28, ID: 1802887-02 PW1808301215GC 0.22139, Description: PW1808301215GC

13C4-PFBA

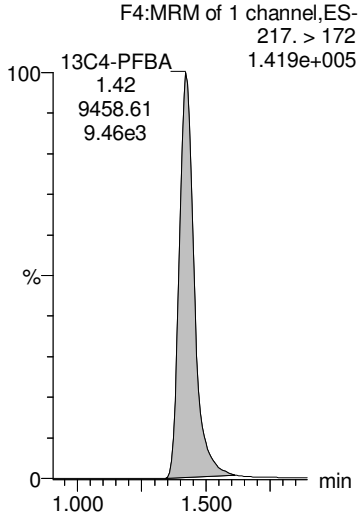

13C5-PFHxA

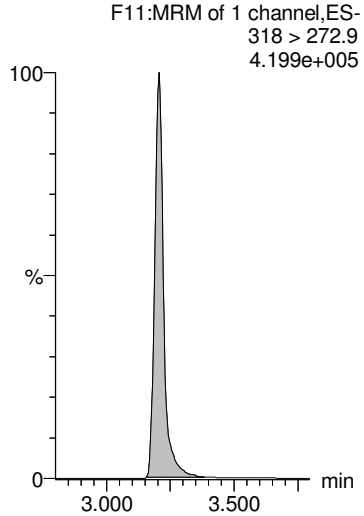

13C3-PFHxS

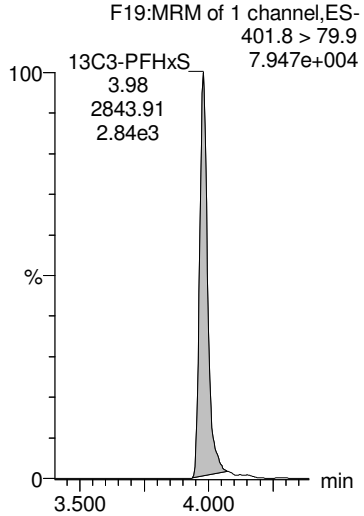

13C8-PFOA

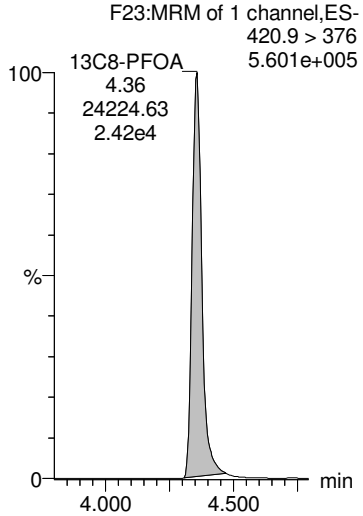

13C9-PFNA

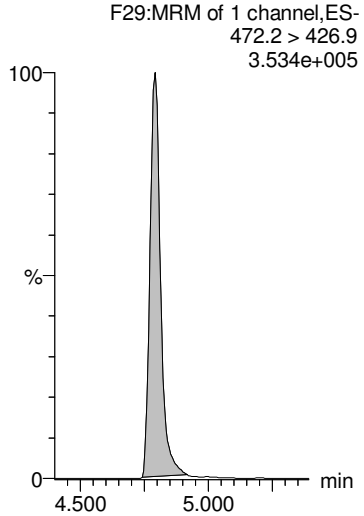

13C4-PFOS

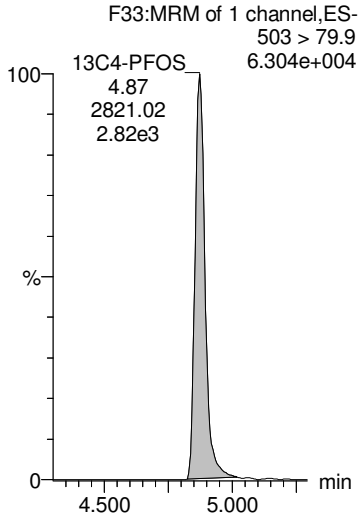

13C6-PFDA

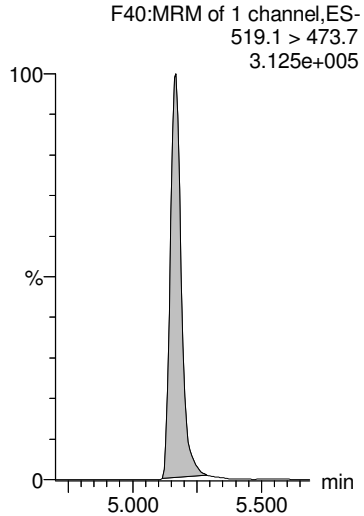

13C7-PFUdA

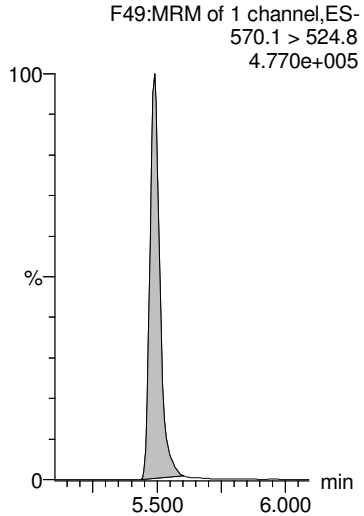

AD 9/26/2018

Dataset: Z:\Projects\PFAS.PRO\Results\180925M1\180925M1-48.qld

MMM 9/26/2018

Last Altered: Wednesday, September 26, 2018 12:53:27 Pacific Daylight Time
Printed: Wednesday, September 26, 2018 12:53:44 Pacific Daylight Time

Name: 180925M1_48, Date: 25-Sep-2018, Time: 21:41:06, ID: 1802887-03 SW1808301515GC 0.22536, Description: SW1808301515GC

	#	Name	Trace	Area	IS Area	Wt/Vol	RRF	RT	Response	Conc.	%Rec	Ion Ratio	Ratio Out?
1	1	PFBA	213.0 > 168.8	2.56e3	7.51e3	0.225	0.000	1.42	4.26	16.6442			
2	2	PFPeA	263.1 > 218.9	7.79e3	8.77e3	0.225	0.000	2.42	11.1	48.7182			
3	3	PFBS	299.0 > 79.7	6.85e1	1.55e3	0.225	0.000	2.71	0.551	1.3897		1.95	NO
4	4	4:2 FTS	327.2>307.2	1.01e2	2.38e3	0.225	0.000	3.12	0.529	1.7341		3.26	YES
5	5	PFHxA	313 > 269	1.08e4	6.53e3	0.225	0.000	3.21	8.27	38.0786		15.0	NO
6	36	13C3-PFBA	216.1 > 171.8	7.51e3	1.04e4	0.225	0.724	1.42	9.05	54.2827	97.9		
7	37	13C3-PFPeA	266. > 221.8	8.77e3	1.75e4	0.225	0.503	2.42	6.28	50.7872	91.6		
8	38	13C3-PFBS	302. > 98.8	1.55e3	2.84e3	0.225	0.547	2.70	6.84	58.0812	104.7		
9	39	13C2-4:2 FTS	329.2>308.9	2.38e3	2.84e3	0.225	0.838	3.11	10.5	53.9036	97.2		
10	40	13C2-PFHxA	315 > 270	6.53e3	1.75e4	0.225	0.935	3.20	4.68	20.8013	93.8		
11	-1												
12	7	PFHpA	363.0 > 318.9	2.14e3	8.91e3	0.225	0.000	3.83	3.01	11.4002		11.8	NO
13	6	PFPeS	349.1>80.1	8.53e1	1.55e3	0.225	0.000	3.40	0.687	2.2426		1.70	NO
14	8	L-PFHxS	398.9 > 79.6	5.42e3	1.22e3	0.225	0.000	3.98	55.6	137.8238		1.69	NO
15	9	Br-PFHxS	398.9 > 79.6	6.01e2	1.22e3	0.225	0.000	3.85	6.17	15.3194		2.62	YES
16	68	Total PFHxS	398.9 > 79.6	6.02e3	1.22e3	0.225			61.8	153.1432			
17	41	13C4-PFHpA	367.2 > 321.8	8.91e3	1.75e4	0.225	0.510	3.83	6.38	53.6693	96.8		
18	38	13C3-PFBS	302. > 98.8	1.55e3	2.84e3	0.225	0.547	2.70	6.84	58.0812	104.7		
19	42	18O2-PFHxS	403.0 > 102.6	1.22e3	2.84e3	0.225	0.429	3.98	5.36	54.4822	98.2		
20	42	18O2-PFHxS	403.0 > 102.6	1.22e3	2.84e3	0.225	0.429	3.98	5.36	54.4822	98.2		
21	42	18O2-PFHxS	403.0 > 102.6	1.22e3	2.84e3	0.225	0.429	3.98	5.36	54.4822	98.2		
22	-1												
23	10	6:2 FTS	427.1 > 407	3.07e3	2.71e3	0.225	0.000	4.30	14.1	44.6136		3.18	NO
24	13	PFHpS	449 > 80.0	4.76e2	2.96e3	0.225	0.000	4.47	2.01	10.8016		1.97	NO
25	11	L-PFOA	412.8 > 368.9	1.31e4	1.34e4	0.225	0.000	4.36	12.2	31.6615		3.30	NO
26	12	Br-PFOA	412.8 > 368.9	6.16e2	1.34e4	0.225	0.000	4.23	0.573	1.2926		2.20	NO
27	69	Total PFOA	412.8 > 368.9	1.37e4	1.34e4	0.225			12.8	32.9541			
28	43	13C2-6:2 FTS	429.1 > 408.9	2.71e3	2.73e3	0.225	0.994	4.30	12.4	60.3467	108.8		
29	44	13C2-PFOA	414.9 > 369.7	1.34e4	2.60e4	0.225	0.517	4.36	6.47	50.7418	91.5		
30	44	13C2-PFOA	414.9 > 369.7	1.34e4	2.60e4	0.225	0.517	4.36	6.47	50.7418	91.5		
31	44	13C2-PFOA	414.9 > 369.7	1.34e4	2.60e4	0.225	0.517	4.36	6.47	50.7418	91.5		
32	44	13C2-PFOA	414.9 > 369.7	1.34e4	2.60e4	0.225	0.517	4.36	6.47	50.7418	91.5		
33	-1												
34	14	PFNA	463.0 > 418.8	5.84e2	1.62e4	0.225	0.000	4.79	0.451	1.9144		4.48	NO
35	15	PFOSA	497.9 > 77.9		2.86e3	0.225							
36	16	L-PFOS	498.9 > 79.9	6.58e3	2.96e3	0.225	0.000	4.87	27.8	123.9070		1.50	NO
37	17	Br-PFOS	498.9 > 79.9	8.32e3	2.96e3	0.225	0.000	4.73	35.2	156.6502		4.42	NO

AD 9/26/2018

Dataset: Z:\Projects\PFAS.PRO\Results\180925M1\180925M1-48.qld

MMM 9/26/2018

Last Altered: Wednesday, September 26, 2018 12:53:27 Pacific Daylight Time
Printed: Wednesday, September 26, 2018 12:53:44 Pacific Daylight Time

Name: 180925M1_48, Date: 25-Sep-2018, Time: 21:41:06, ID: 1802887-03 SW1808301515GC 0.22536, Description: SW1808301515GC

	#	Name	Trace	Area	IS Area	Wt/Vol	RRF	RT	Response	Conc.	%Rec	Ion Ratio	Ratio Out?
38	70	Total PFOS	498.9 > 79.9	1.49e4	2.96e3	0.225			63.0	280.5571			
39	45	13C5-PFNA	468.2 > 422.9	1.62e4	1.80e4	0.225	0.898	4.79	11.2	50.3285	90.7		
40	46	13C8-PFOSA	506.1 > 77.7	2.86e3	2.30e4	0.225	0.124	4.85	1.55	32.7828	59.1		
41	47	13C8-PFOS	507.0 > 79.9	2.96e3	2.73e3	0.225	1.08	4.87	13.5	57.0533	102.9		
42	47	13C8-PFOS	507.0 > 79.9	2.96e3	2.73e3	0.225	1.08	4.87	13.5	57.0533	102.9		
43	47	13C8-PFOS	507.0 > 79.9	2.96e3	2.73e3	0.225	1.08	4.87	13.5	57.0533	102.9		
44	-1												
45	18	PFDA	513 > 468.8	3.36e1	1.44e4	0.225	0.000	5.17	0.0292	0.1779		5.65	NO
46	19	8:2 FTS	527 > 506.9	9.07e0	2.02e3	0.225	0.000	5.13	0.0560			1.07	YES
47	20	PFNS	549.1 > 80.1		2.96e3	0.225							
48	26	PFDS	598.8 > 79.9		2.96e3	0.225							
49	25	PFUdA	563.0 > 518.9		1.94e4	0.225							
50	48	13C2-PFDA	515.1 > 469.9	1.44e4	1.60e4	0.225	0.896	5.17	11.2	46.4922	83.8		
51	49	13C2-8:2 FTS	529.1 > 508.7	2.02e3	2.73e3	0.225	0.741	5.14	9.26	56.3616	101.6		
52	47	13C8-PFOS	507.0 > 79.9	2.96e3	2.73e3	0.225	1.08	4.87	13.5	57.0533	102.9		
53	47	13C8-PFOS	507.0 > 79.9	2.96e3	2.73e3	0.225	1.08	4.87	13.5	57.0533	102.9		
54	51	13C2-PFUdA	565 > 519.8	1.94e4	2.30e4	0.225	0.843	5.49	10.5	48.4243	87.3		
55	-1												
56	21	L-MeFOSAA	570 > 419		4.17e3	0.225							
57	22	Br-MeFOSAA	570. > 419		4.17e3	0.225							
58	71	Total N-MeFOSAA	570. > 419	0.00e0	4.17e3	0.225			0.000				
59	29	PFTrDA	662.9 > 618.9		1.85e4	0.225							
60	30	PFTeDA	712.8 > 669.0		1.31e4	0.225							
61	50	d3-N-MeFOSAA	573.3 > 419	4.17e3	2.30e4	0.225	0.181	5.32	2.26	40.8434	73.6		
62	50	d3-N-MeFOSAA	573.3 > 419	4.17e3	2.30e4	0.225	0.181	5.32	2.26	40.8434	73.6		
63	50	d3-N-MeFOSAA	573.3 > 419	4.17e3	2.30e4	0.225	0.181	5.32	2.26	40.8434	73.6		
64	53	13C2-PFDoA	615.0 > 569.7	1.85e4	1.60e4	0.225	1.15	5.77	14.4	49.5924	89.4		
65	55	13C2-PFTeDA	714.8 > 669.6	1.31e4	2.30e4	0.225	0.570	6.22	7.13	49.8883	89.9		
66	-1												
67	23	L-EtFOSAA	584.1 > 419		4.91e3	0.225							
68	24	Br-ETFOSAA	584.1 > 419		4.91e3	0.225							
69	72	Total N-EtFOSAA	584.1 > 419	0.00e0	4.91e3	0.225			0.000				
70	27	PFDoA	612.9 > 569.0		1.85e4	0.225							
71	73	TCDA	498.3>106.9			0.225							
72	52	d5-N-EtFOSAA	589.3 > 419	4.91e3	2.30e4	0.225	0.213	5.47	2.67	42.7850	77.1		
73	52	d5-N-EtFOSAA	589.3 > 419	4.91e3	2.30e4	0.225	0.213	5.47	2.67	42.7850	77.1		
74	52	d5-N-EtFOSAA	589.3 > 419	4.91e3	2.30e4	0.225	0.213	5.47	2.67	42.7850	77.1		

AD 9/26/2018

Dataset: Z:\Projects\PFAS.PRO\Results\180925M1\180925M1-48.qld

MMM 9/26/2018

Last Altered: Wednesday, September 26, 2018 12:53:27 Pacific Daylight Time
Printed: Wednesday, September 26, 2018 12:53:44 Pacific Daylight Time

Name: 180925M1_48, Date: 25-Sep-2018, Time: 21:41:06, ID: 1802887-03 SW1808301515GC 0.22536, Description: SW1808301515GC

	#	Name	Trace	Area	IS Area	Wt/Vol	RRF	RT	Response	Conc.	%Rec	Ion Ratio	Ratio Out?
75	53	13C2-PFDoA	615.0 > 569.7	1.85e4	1.60e4	0.225	1.15	5.77	14.4	49.5924	89.4		
76	47	13C8-PFOS	507.0 > 79.9	2.96e3	2.73e3	0.225	1.08	4.87	13.5	57.0533	102.9		
77	-1												
78	60	13C4-PFBA	217. > 172	1.04e4	1.04e4	0.225	1.00	1.42	12.5	55.4668	100.0		
79	61	13C5-PFHxA	318 > 272.9	1.75e4	1.75e4	0.225	1.00	3.21	12.5	55.4668	100.0		
80	62	13C3-PFHxS	401.8 > 79.9	2.84e3	2.84e3	0.225	1.00	3.98	12.5	55.4668	100.0		
81	63	13C8-PFOA	420.9 > 376	2.60e4	2.60e4	0.225	1.00	4.36	12.5	55.4668	100.0		
82	64	13C9-PFNA	472.2 > 426.9	1.80e4	1.80e4	0.225	1.00	4.79	12.5	55.4668	100.0		
83	65	13C4-PFOS	503 > 79.9	2.73e3	2.73e3	0.225	1.00	4.87	12.5	55.4668	100.0		
84	66	13C6-PFDA	519.1 > 473.7	1.60e4	1.60e4	0.225	1.00	5.17	12.5	55.4668	100.0		
85	67	13C7-PFUdA	570.1 > 524.8	2.30e4	2.30e4	0.225	1.00	5.49	12.5	55.4668	100.0		

AD 9/26/2018

Dataset: Z:\Projects\PFAS.PRO\Results\180925M1\180925M1-48.qld

MMM 9/26/2018

Last Altered: Wednesday, September 26, 2018 12:53:27 Pacific Daylight Time
Printed: Wednesday, September 26, 2018 12:53:44 Pacific Daylight Time

Method: Z:\Projects\PFAS.PRO\MethDB\PFAS_FULL_80C_092518.mdb 26 Sep 2018 09:51:35
Calibration: Z:\Projects\PFAS.PRO\CurveDB\C18_VAL-PFAS_Q4_09-25-18.cdb 26 Sep 2018 10:07:46

Name: 180925M1_48, Date: 25-Sep-2018, Time: 21:41:06, ID: 1802887-03 SW1808301515GC 0.22536, Description: SW1808301515GC

PFBA

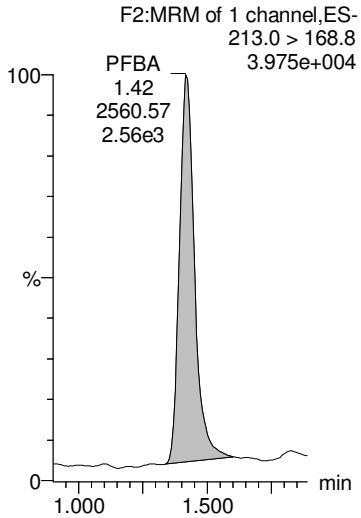

PFPeA

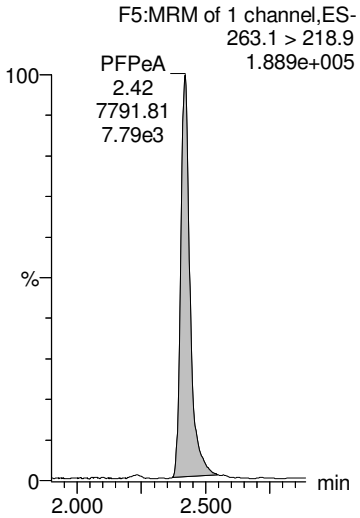

PFBS

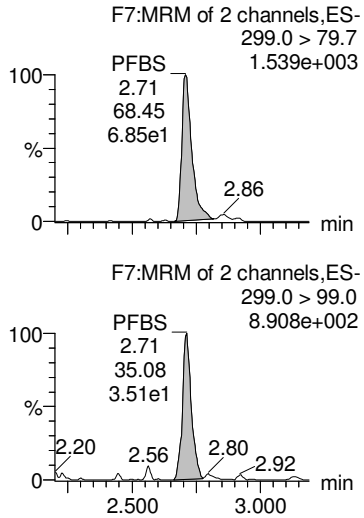

4:2 FTS

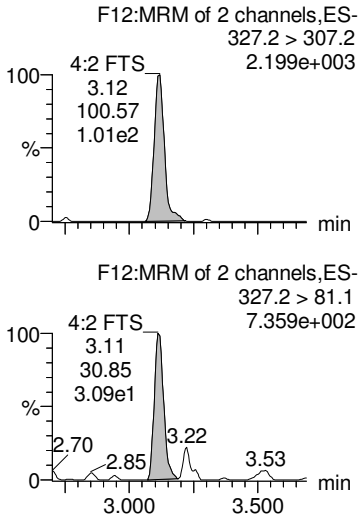

PFHxA

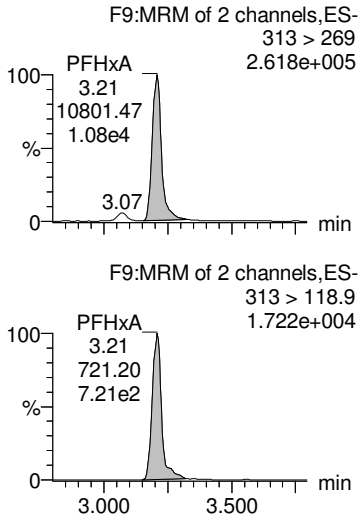

13C3-PFBA

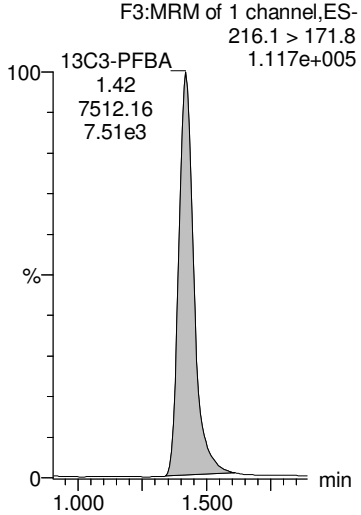

13C3-PFPeA

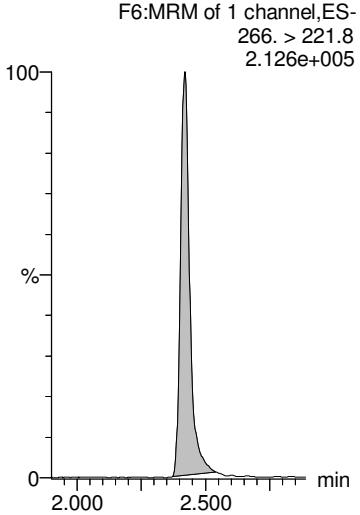

13C3-PFBS

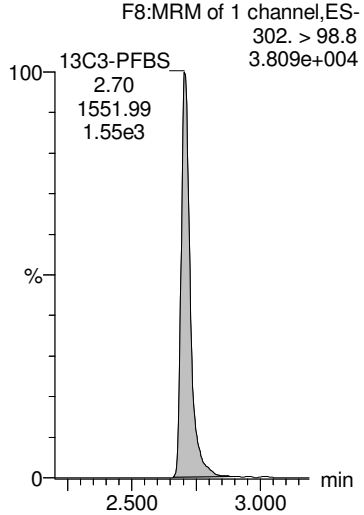

13C2-4:2 FTS

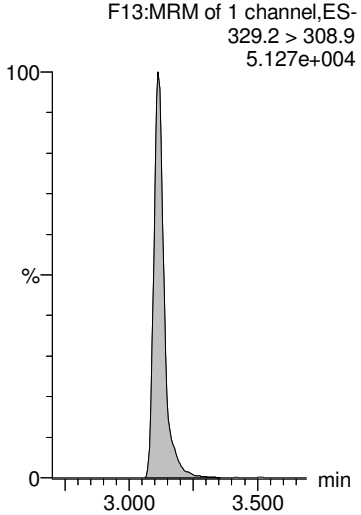

13C2-PFHxA

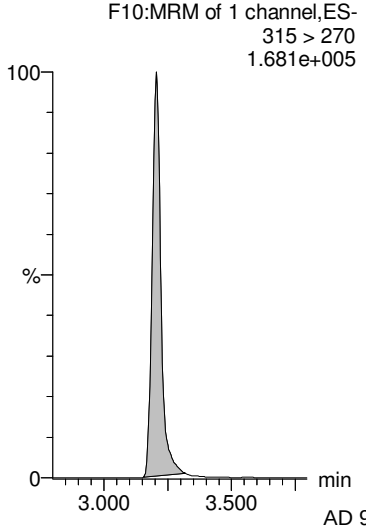

AD 9/26/2018

Dataset: Z:\Projects\PFAS.PRO\Results\180925M1\180925M1-48.qld

MMM 9/26/2018

Last Altered: Wednesday, September 26, 2018 12:53:27 Pacific Daylight Time
Printed: Wednesday, September 26, 2018 12:53:44 Pacific Daylight Time

Name: 180925M1_48, Date: 25-Sep-2018, Time: 21:41:06, ID: 1802887-03 SW1808301515GC 0.22536, Description: SW1808301515GC

PFHpA

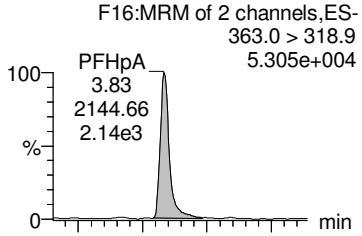

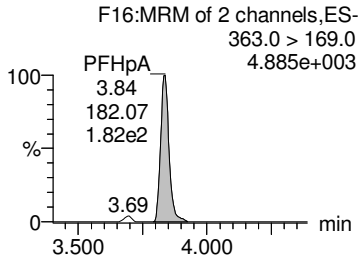

PFPeS

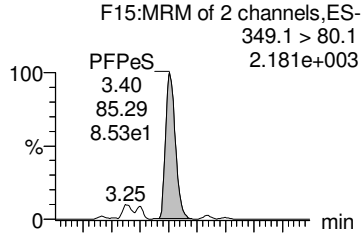

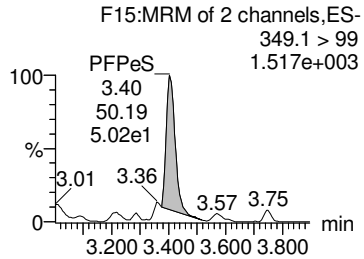

L-PFHxS

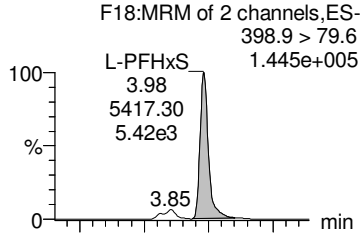

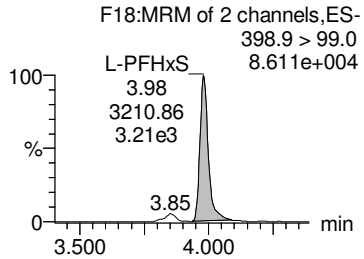

Br-PFHxS

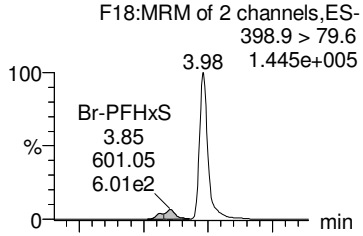

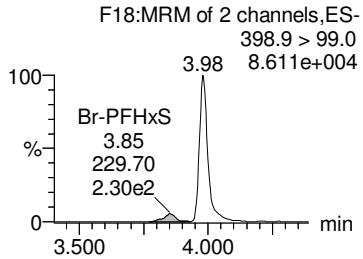

Total PFHxS

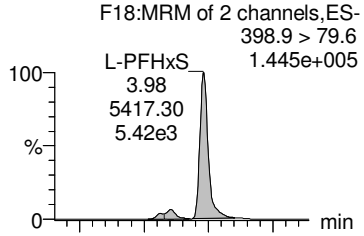

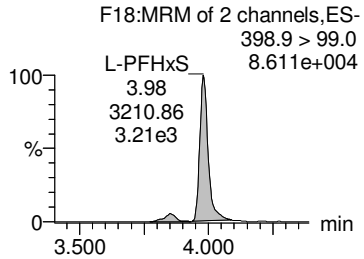

13C4-PFHpA

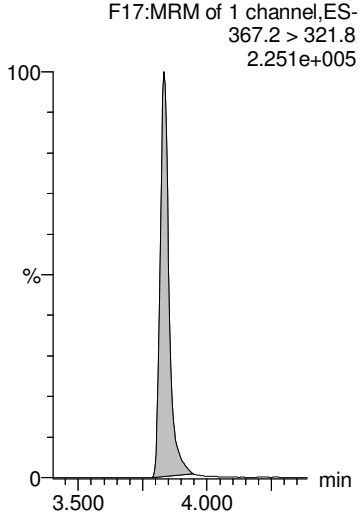

13C3-PFBS

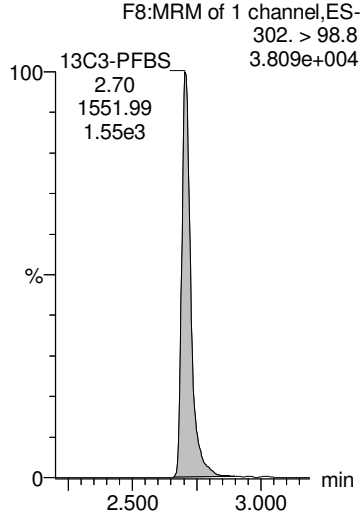

18O2-PFHxS

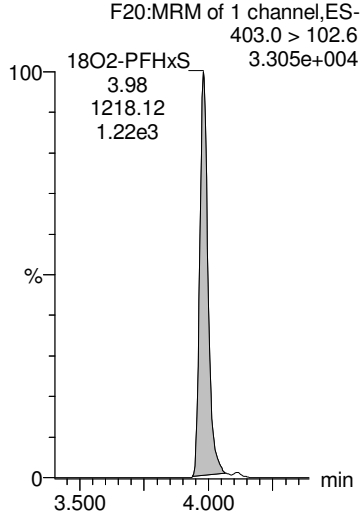

18O2-PFHxS

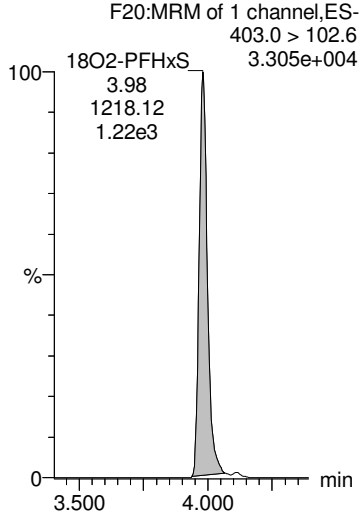

18O2-PFHxS

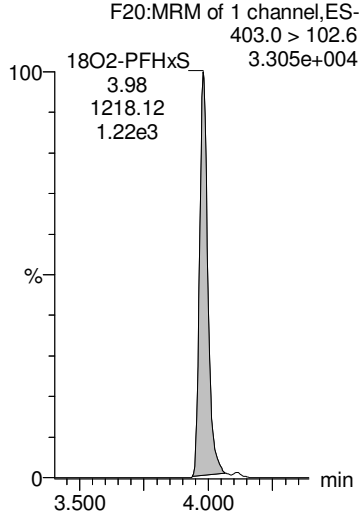

AD 9/26/2018

Dataset: Z:\Projects\PFAS.PRO\Results\180925M1\180925M1-48.qld

MMM 9/26/2018

Last Altered: Wednesday, September 26, 2018 12:53:27 Pacific Daylight Time
Printed: Wednesday, September 26, 2018 12:53:44 Pacific Daylight Time

Name: 180925M1_48, Date: 25-Sep-2018, Time: 21:41:06, ID: 1802887-03 SW1808301515GC 0.22536, Description: SW1808301515GC

6:2 FTS

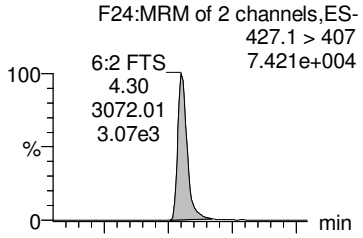

PFHpS

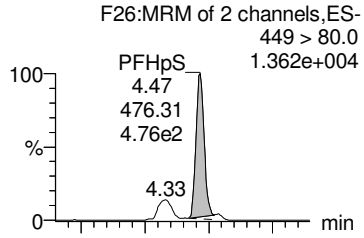

L-PFOA

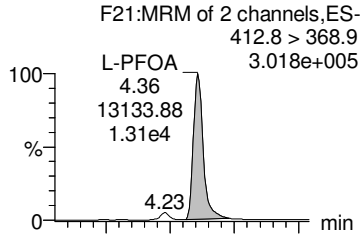

Br-PFOA

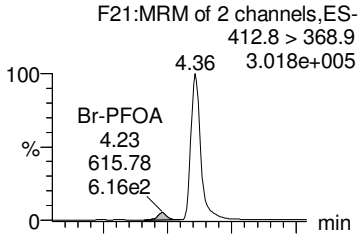

Total PFOA

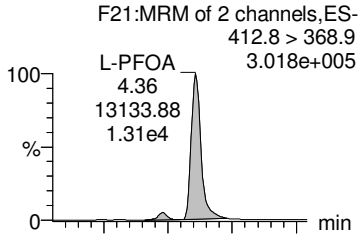

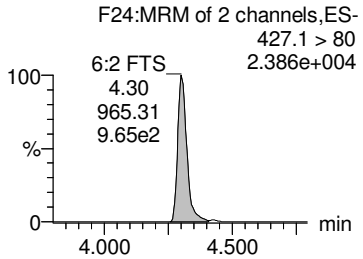

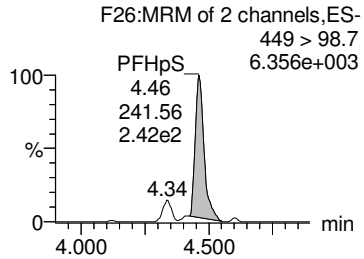

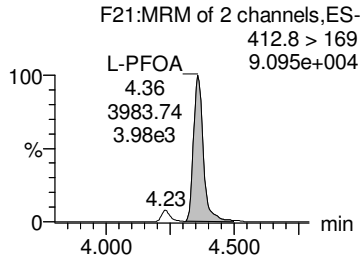

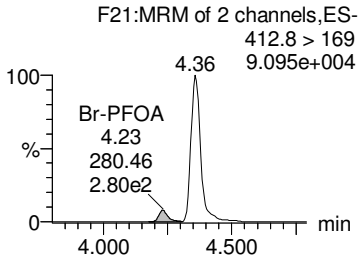

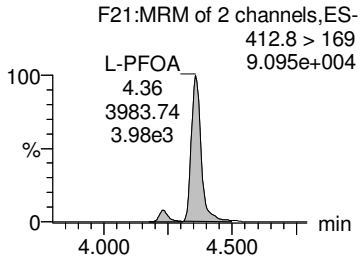

13C2-6:2 FTS

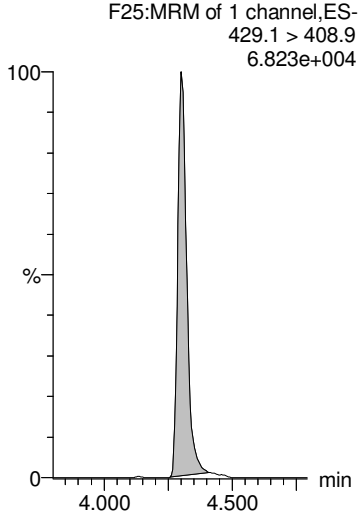

13C2-PFOA

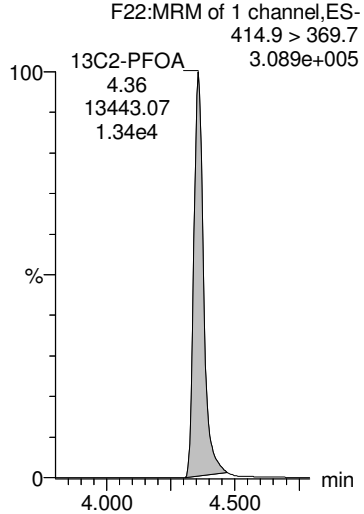

13C2-PFOA

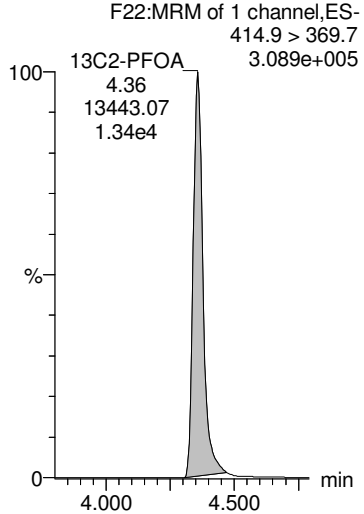

13C2-PFOA

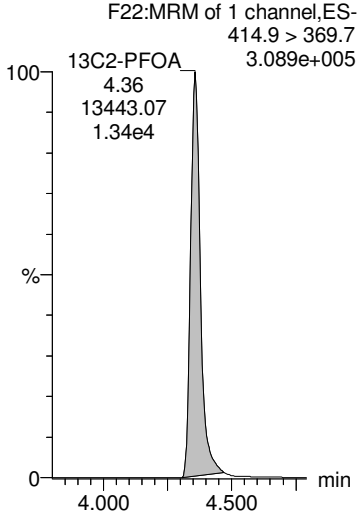

13C2-PFOA

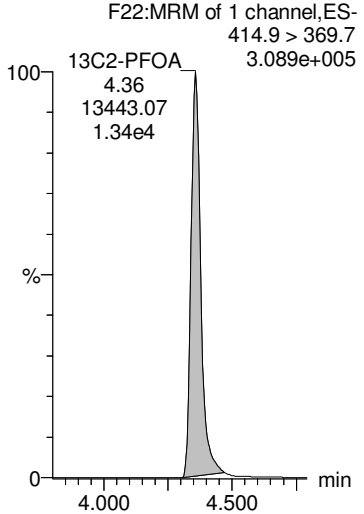

AD 9/26/2018

Dataset: Z:\Projects\PFAS.PRO\Results\180925M1\180925M1-48.qld MMM 9/26/2018

Last Altered: Wednesday, September 26, 2018 12:53:27 Pacific Daylight Time
Printed: Wednesday, September 26, 2018 12:53:44 Pacific Daylight Time

Name: 180925M1_48, Date: 25-Sep-2018, Time: 21:41:06, ID: 1802887-03 SW1808301515GC 0.22536, Description: SW1808301515GC

PFNA

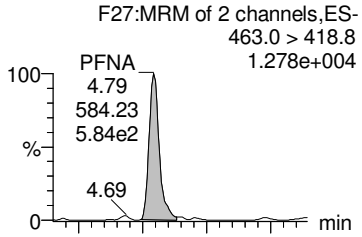

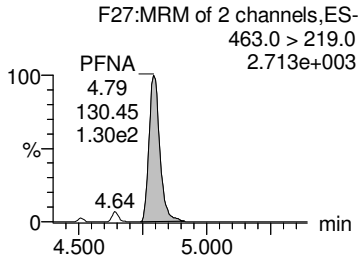

PFOSA

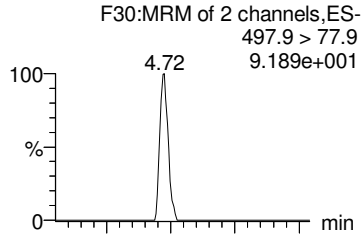

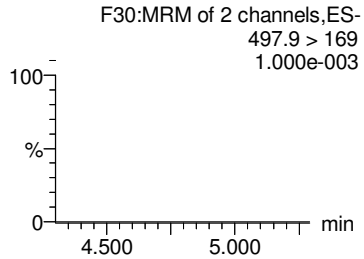

L-PFOS

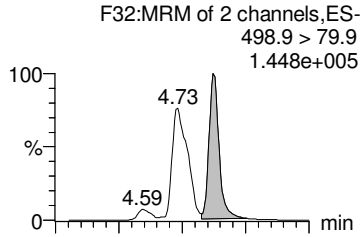

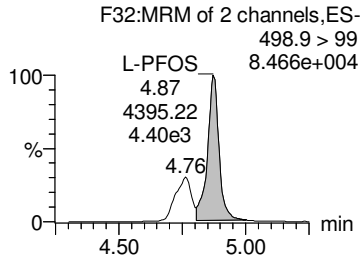

Br-PFOS

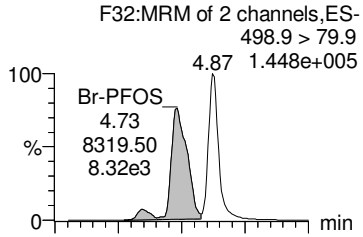

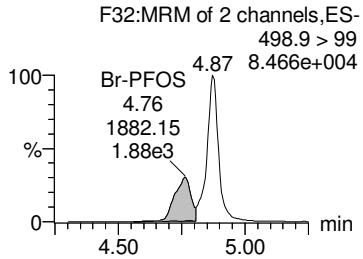

Total PFOS

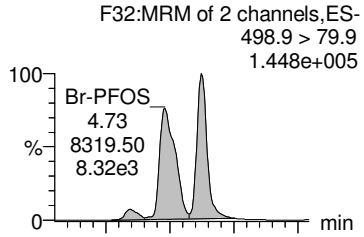

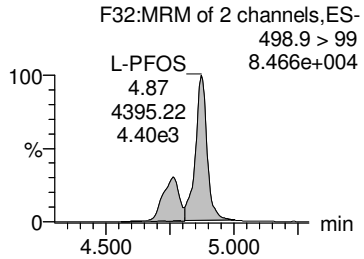

13C5-PFNA

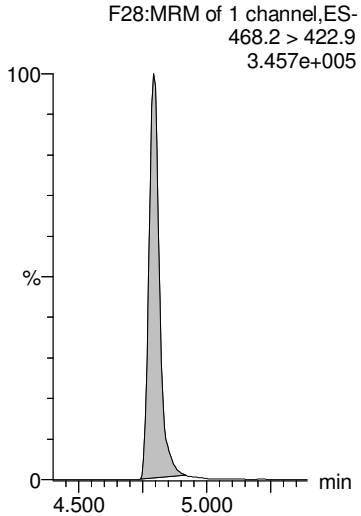

13C8-PFOSA

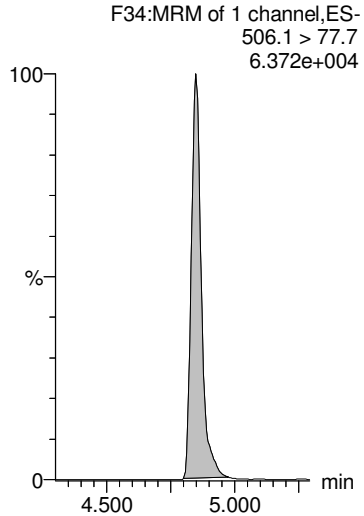

13C8-PFOS

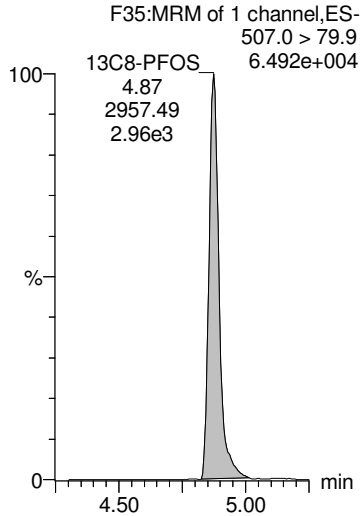

13C8-PFOS

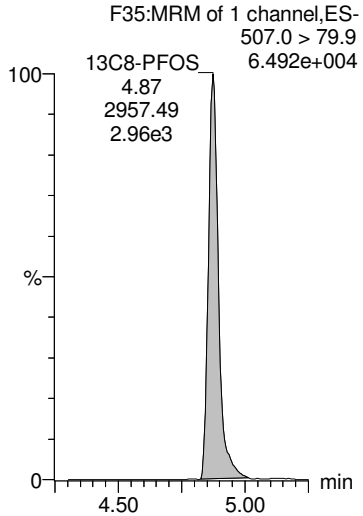

13C8-PFOS

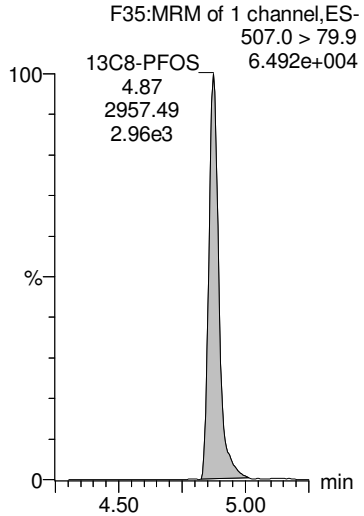

AD 9/26/2018

Dataset: Z:\Projects\PFAS.PRO\Results\180925M1\180925M1-48.qld

MMM 9/26/2018

Last Altered: Wednesday, September 26, 2018 12:53:27 Pacific Daylight Time
Printed: Wednesday, September 26, 2018 12:53:44 Pacific Daylight Time

Name: 180925M1_48, Date: 25-Sep-2018, Time: 21:41:06, ID: 1802887-03 SW1808301515GC 0.22536, Description: SW1808301515GC

PFDA

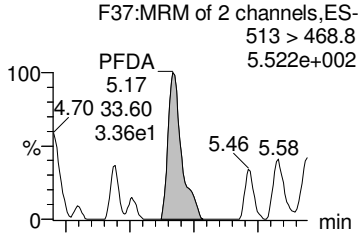

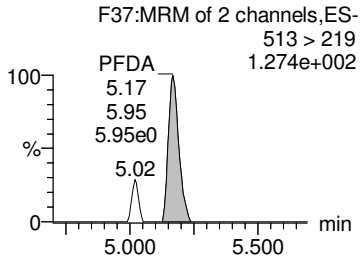

8:2 FTS

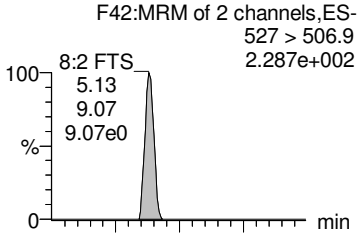

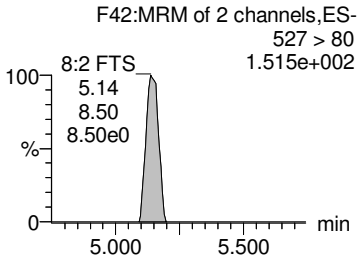

PFNS

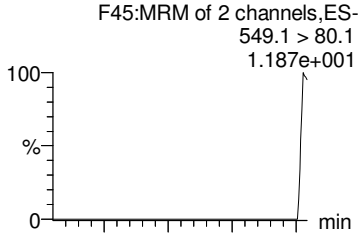

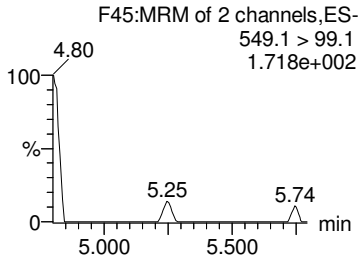

PFDS

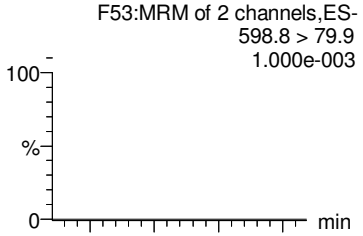

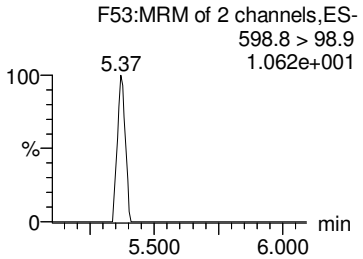

PFUdA

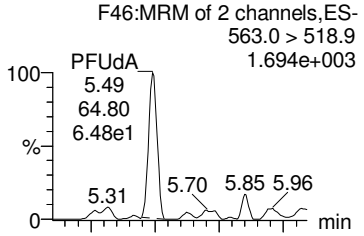

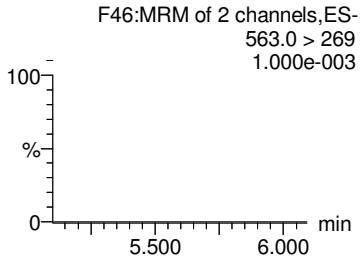

13C2-PFDA

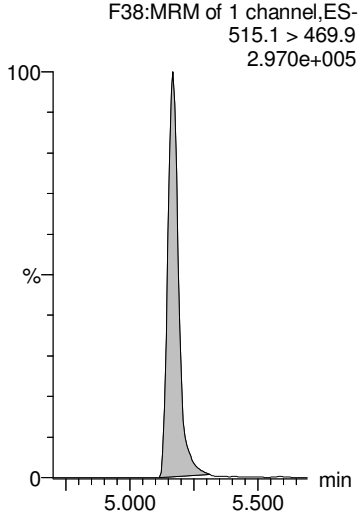

13C2-8:2 FTS

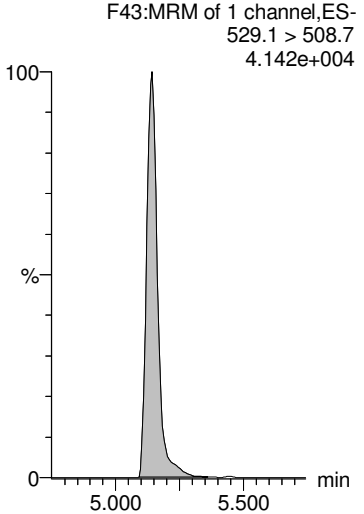

13C8-PFOS

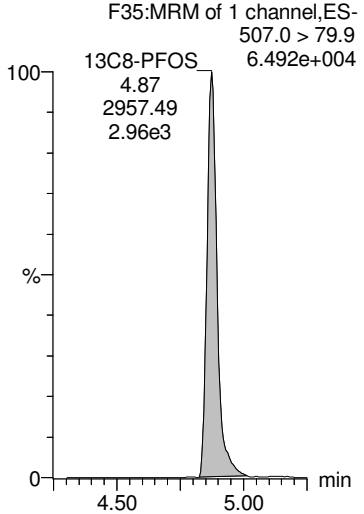

13C8-PFOS

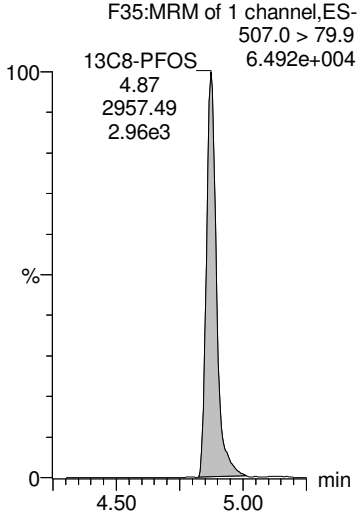

13C2-PFUdA

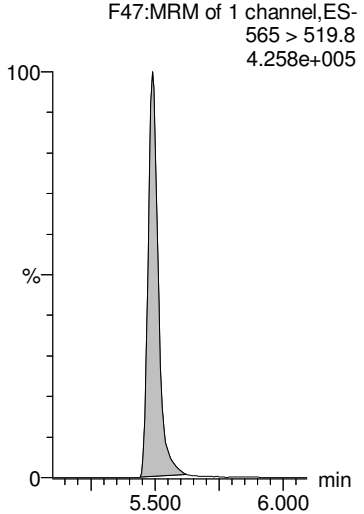

AD 9/26/2018

Dataset: Z:\Projects\PFAS.PRO\Results\180925M1\180925M1-48.qld

MMM 9/26/2018

Last Altered: Wednesday, September 26, 2018 12:53:27 Pacific Daylight Time
Printed: Wednesday, September 26, 2018 12:53:44 Pacific Daylight Time

Name: 180925M1_48, Date: 25-Sep-2018, Time: 21:41:06, ID: 1802887-03 SW1808301515GC 0.22536, Description: SW1808301515GC

L-MeFOSAA

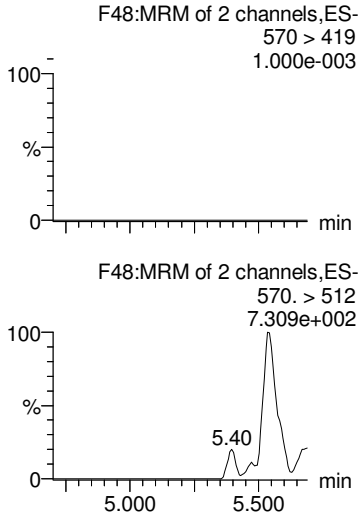

Br-MeFOSAA

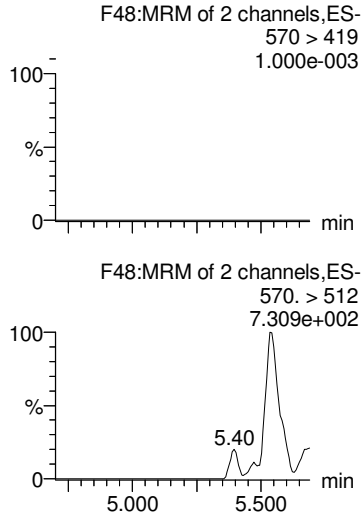

Total N-MeFOSAA

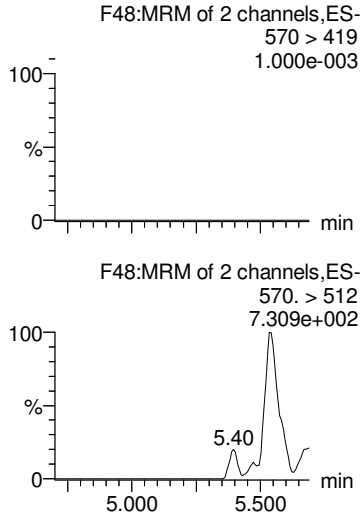

PFTrDA

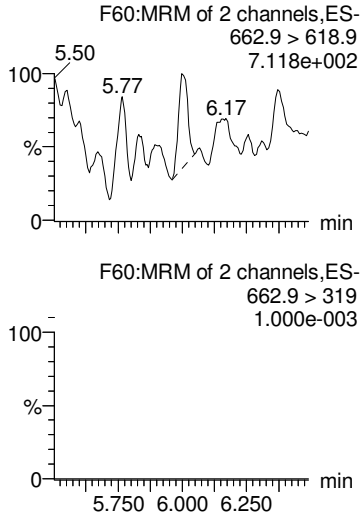

PFTeDA

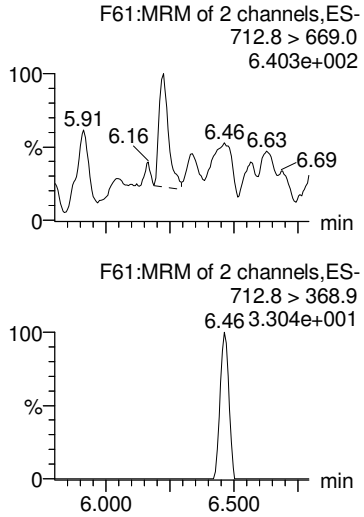

d3-N-MeFOSAA

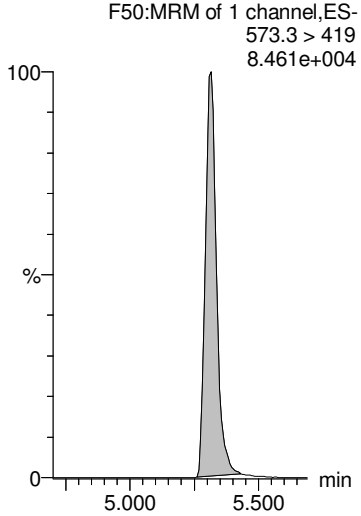

d3-N-MeFOSAA

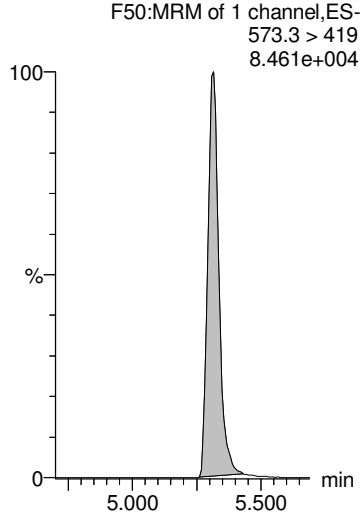

d3-N-MeFOSAA

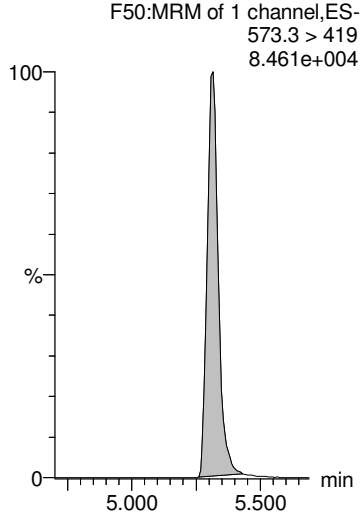

13C2-PFDoA

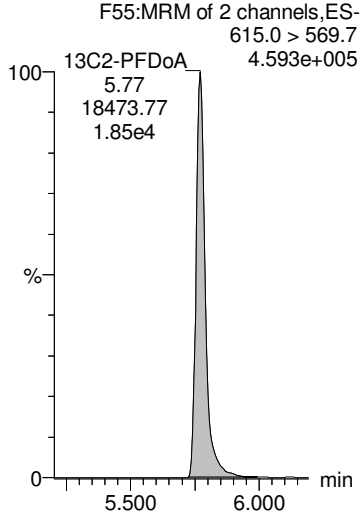

13C2-PFTeDA

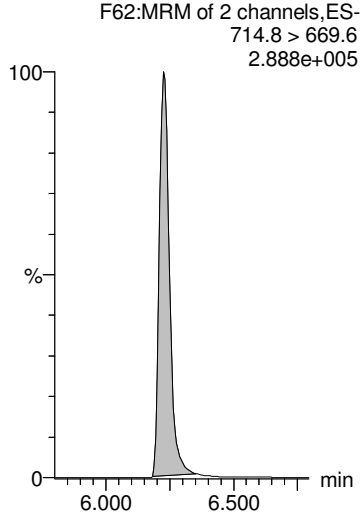

AD 9/26/2018

Dataset: Z:\Projects\PFAS.PRO\Results\180925M1\180925M1-48.qld

MMM 9/26/2018

Last Altered: Wednesday, September 26, 2018 12:53:27 Pacific Daylight Time
Printed: Wednesday, September 26, 2018 12:53:44 Pacific Daylight Time

Name: 180925M1_48, Date: 25-Sep-2018, Time: 21:41:06, ID: 1802887-03 SW1808301515GC 0.22536, Description: SW1808301515GC

L-EtFOSAA

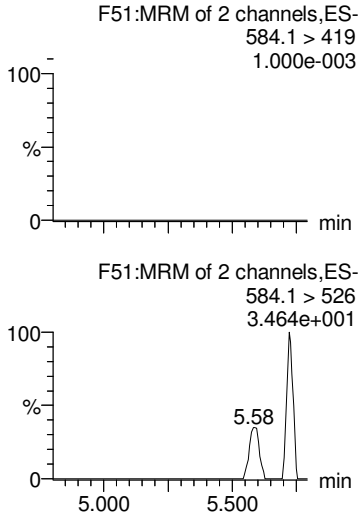

Br-ETFOSAA

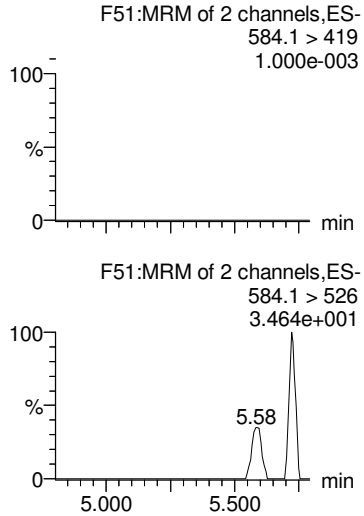

Total N-EtFOSAA

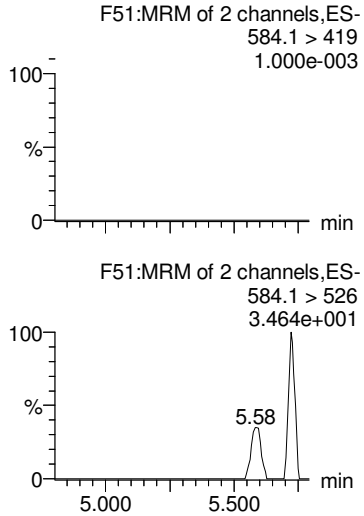

PFDoA

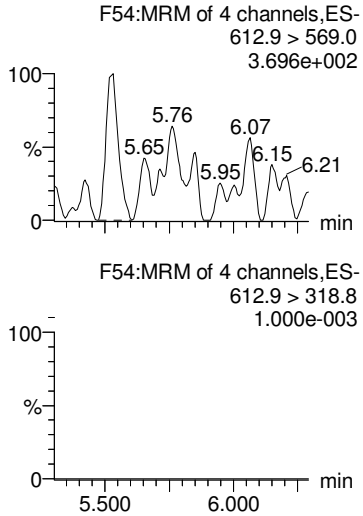

TCDA

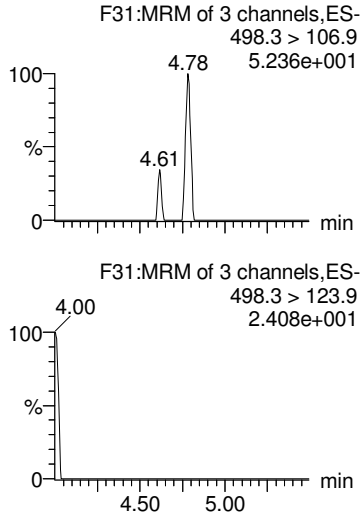

d5-N-EtFOSAA

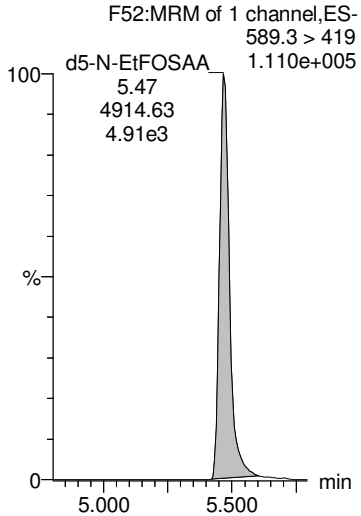

d5-N-EtFOSAA

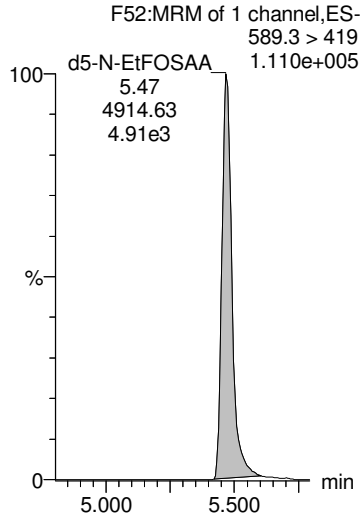

d5-N-EtFOSAA

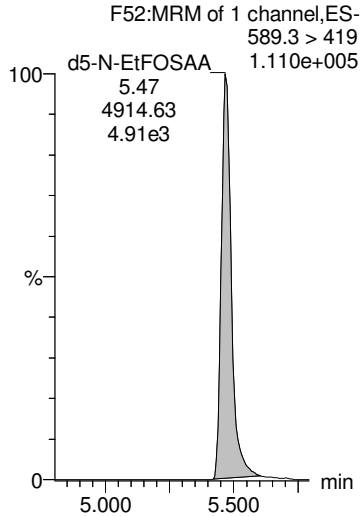

13C2-PFDoA

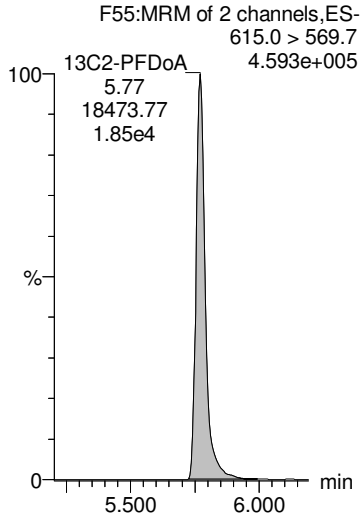

13C8-PFOS

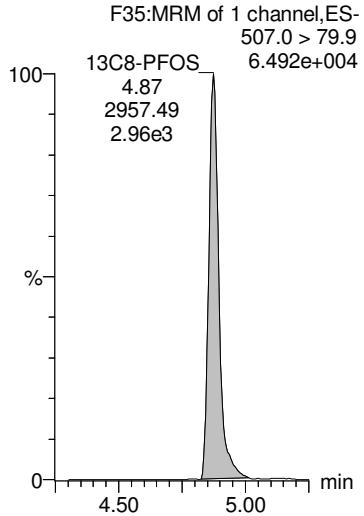

AD 9/26/2018

Dataset: Z:\Projects\PFAS.PRO\Results\180925M1\180925M1-48.qld

MMM 9/26/2018

Last Altered: Wednesday, September 26, 2018 12:53:27 Pacific Daylight Time
Printed: Wednesday, September 26, 2018 12:53:44 Pacific Daylight Time

Name: 180925M1_48, Date: 25-Sep-2018, Time: 21:41:06, ID: 1802887-03 SW1808301515GC 0.22536, Description: SW1808301515GC

13C4-PFBA

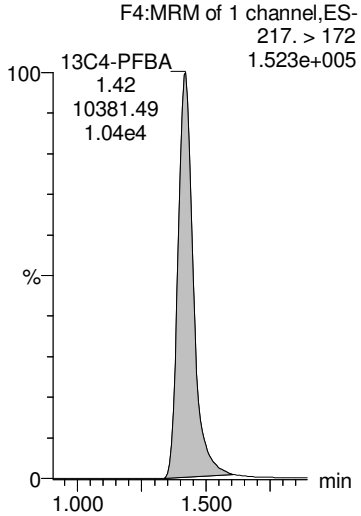

13C5-PFHxA

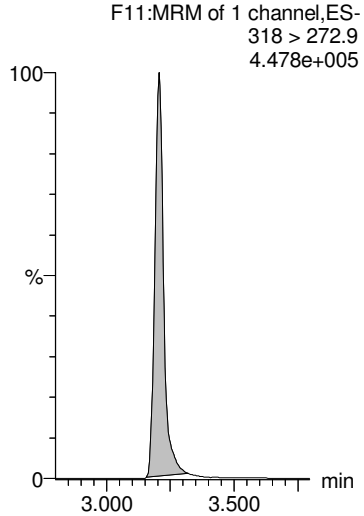

13C3-PFHxS

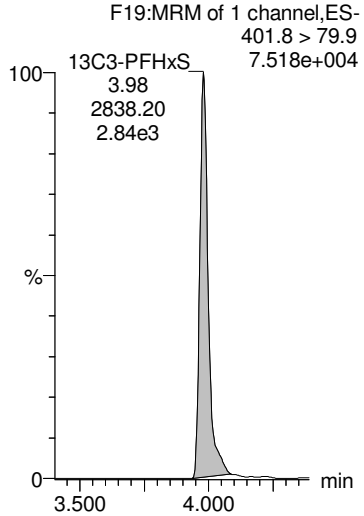

13C8-PFOA

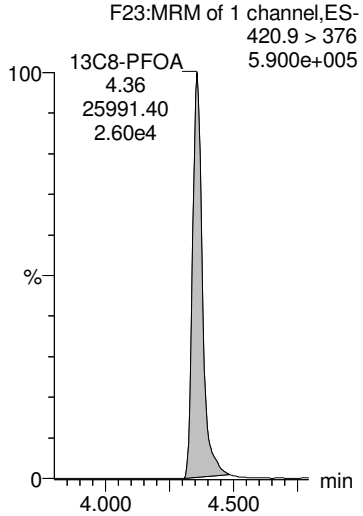

13C9-PFNA

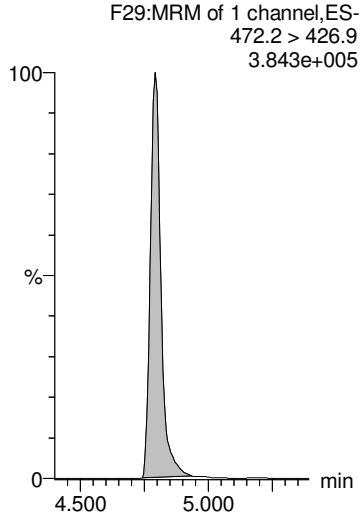

13C4-PFOS

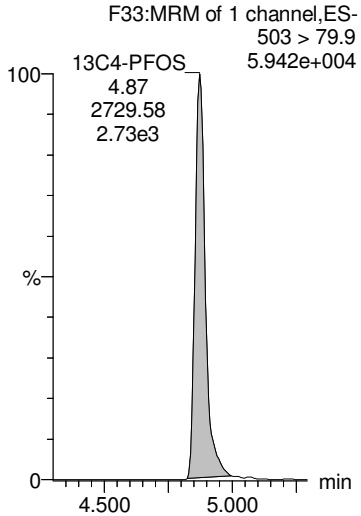

13C6-PFDA

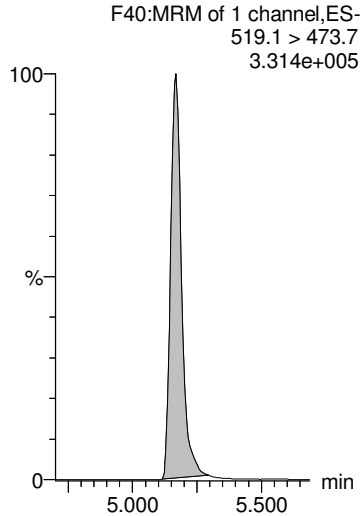

13C7-PFUdA

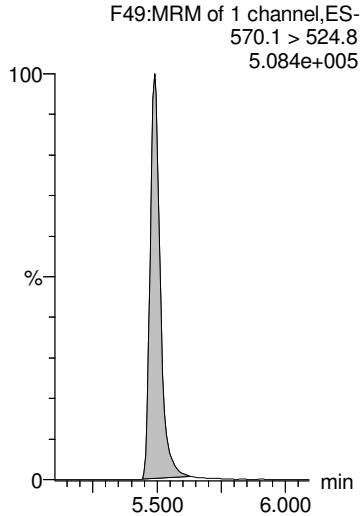

AD 9/26/2018

Dataset: Z:\Projects\PFAS.PRO\Results\180925M1\180925M1-49.qld

MMM 9/26/2018

Last Altered: Wednesday, September 26, 2018 12:56:04 Pacific Daylight Time
Printed: Wednesday, September 26, 2018 12:56:15 Pacific Daylight Time

Name: 180925M1_49, Date: 25-Sep-2018, Time: 21:51:40, ID: 1802887-04 FD1808301515GC 0.22732, Description: FD1808301515GC

	#	Name	Trace	Area	IS Area	Wt/Vol	RRF	RT	Response	Conc.	%Rec	Ion Ratio	Ratio Out?
1	1	PFBA	213.0 > 168.8	2.74e3	7.70e3	0.227	0.000	1.42	4.45	17.2199			
2	2	PFPeA	263.1 > 218.9	8.11e3	9.07e3	0.227	0.000	2.42	11.2	48.6555			
3	3	PFBS	299.0 > 79.7	6.87e1	1.46e3	0.227	0.000	2.71	0.588	1.4647		2.12	NO
4	4	4:2 FTS	327.2>307.2	1.13e2	2.43e3	0.227	0.000	3.11	0.581	1.9007		1.92	NO
5	5	PFHxA	313 > 269	1.13e4	6.96e3	0.227	0.000	3.21	8.13	37.0988		14.9	NO
6	36	13C3-PFBA	216.1 > 171.8	7.70e3	1.08e4	0.227	0.715	1.41	8.94	53.2112	96.8		
7	37	13C3-PFPeA	266. > 221.8	9.07e3	1.81e4	0.227	0.501	2.42	6.27	50.2137	91.3		
8	38	13C3-PFBS	302. > 98.8	1.46e3	2.96e3	0.227	0.493	2.70	6.17	51.9491	94.5		
9	39	13C2-4:2 FTS	329.2>308.9	2.43e3	2.96e3	0.227	0.822	3.11	10.3	52.4575	95.4		
10	40	13C2-PFHxA	315 > 270	6.96e3	1.81e4	0.227	0.962	3.20	4.81	21.2094	96.4		
11	-1												
12	7	PFHpA	363.0 > 318.9	2.19e3	9.48e3	0.227	0.000	3.83	2.89	10.8494		10.4	NO
13	6	PFPeS	349.1>80.1	8.12e1	1.46e3	0.227	0.000	3.40	0.695	2.2478		1.57	NO
14	8	L-PFHxS	398.9 > 79.6	5.52e3	1.24e3	0.227	0.000	3.98	55.6	136.5363		1.56	NO
15	9	Br-PFHxS	398.9 > 79.6	5.75e2	1.24e3	0.227	0.000	3.85	5.79	14.2513		2.95	YES
16	68	Total PFHxS	398.9 > 79.6	6.10e3	1.24e3	0.227			61.3	150.7876			
17	41	13C4-PFHpA	367.2 > 321.8	9.48e3	1.81e4	0.227	0.524	3.83	6.55	54.6254	99.3		
18	38	13C3-PFBS	302. > 98.8	1.46e3	2.96e3	0.227	0.493	2.70	6.17	51.9491	94.5		
19	42	18O2-PFHxS	403.0 > 102.6	1.24e3	2.96e3	0.227	0.420	3.98	5.25	52.8203	96.1		
20	42	18O2-PFHxS	403.0 > 102.6	1.24e3	2.96e3	0.227	0.420	3.98	5.25	52.8203	96.1		
21	42	18O2-PFHxS	403.0 > 102.6	1.24e3	2.96e3	0.227	0.420	3.98	5.25	52.8203	96.1		
22	-1												
23	10	6:2 FTS	427.1 > 407	3.39e3	2.79e3	0.227	0.000	4.30	15.2	47.6810		3.18	NO
24	13	PFHpS	449 > 80.0	5.88e2	3.08e3	0.227	0.000	4.46	2.39	12.6261		1.99	NO
25	11	L-PFOA	412.8 > 368.9	1.38e4	1.39e4	0.227	0.000	4.36	12.4	31.9301		3.07	NO
26	12	Br-PFOA	412.8 > 368.9	6.15e2	1.39e4	0.227	0.000	4.23	0.553	1.2309		1.98	NO
27	69	Total PFOA	412.8 > 368.9	1.44e4	1.39e4	0.227			13.0	33.1610			
28	43	13C2-6:2 FTS	429.1 > 408.9	2.79e3	2.97e3	0.227	0.937	4.30	11.7	56.3529	102.5		
29	44	13C2-PFOA	414.9 > 369.7	1.39e4	2.57e4	0.227	0.542	4.36	6.78	52.7284	95.9		
30	44	13C2-PFOA	414.9 > 369.7	1.39e4	2.57e4	0.227	0.542	4.36	6.78	52.7284	95.9		
31	44	13C2-PFOA	414.9 > 369.7	1.39e4	2.57e4	0.227	0.542	4.36	6.78	52.7284	95.9		
32	44	13C2-PFOA	414.9 > 369.7	1.39e4	2.57e4	0.227	0.542	4.36	6.78	52.7284	95.9		
33	-1												
34	14	PFNA	463.0 > 418.8	5.25e2	1.72e4	0.227	0.000	4.79	0.381	1.5999		2.86	NO
35	15	PFOSA	497.9 > 77.9		3.24e3	0.227							
36	16	L-PFOS	498.9 > 79.9	6.72e3	3.08e3	0.227	0.000	4.87	27.3	120.5808		1.50	NO
37	17	Br-PFOS	498.9 > 79.9	8.41e3	3.08e3	0.227	0.000	4.73	34.1	150.7100		3.80	NO

AD 9/26/2018

Dataset: Z:\Projects\PFAS.PRO\Results\180925M1\180925M1-49.qld

MMM 9/26/2018

Last Altered: Wednesday, September 26, 2018 12:56:04 Pacific Daylight Time
Printed: Wednesday, September 26, 2018 12:56:15 Pacific Daylight Time

Name: 180925M1_49, Date: 25-Sep-2018, Time: 21:51:40, ID: 1802887-04 FD1808301515GC 0.22732, Description: FD1808301515GC

	#	Name	Trace	Area	IS Area	Wt/Vol	RRF	RT	Response	Conc.	%Rec	Ion Ratio	Ratio Out?
38	70	Total PFOS	498.9 > 79.9	1.51e4	3.08e3	0.227			61.4	271.2908			
39	45	13C5-PFNA	468.2 > 422.9	1.72e4	1.96e4	0.227	0.878	4.79	11.0	48.7857	88.7		
40	46	13C8-PFOSA	506.1 > 77.7	3.24e3	2.44e4	0.227	0.133	4.85	1.66	34.7995	63.3		
41	47	13C8-PFOS	507.0 > 79.9	3.08e3	2.97e3	0.227	1.04	4.87	13.0	54.0908	98.4		
42	47	13C8-PFOS	507.0 > 79.9	3.08e3	2.97e3	0.227	1.04	4.87	13.0	54.0908	98.4		
43	47	13C8-PFOS	507.0 > 79.9	3.08e3	2.97e3	0.227	1.04	4.87	13.0	54.0908	98.4		
44	-1												
45	18	PFDA	513 > 468.8		1.55e4	0.227							
46	19	8:2 FTS	527 > 506.9	2.24e1	2.19e3	0.227	0.000	5.13	0.128	0.0072		129	YES
47	20	PFNS	549.1 > 80.1		3.08e3	0.227							
48	26	PFDS	598.8 > 79.9		3.08e3	0.227							
49	25	PFUdA	563.0 > 518.9	5.85e1	2.03e4	0.227	0.000	5.49	0.0361	0.0410		19.3	YES
50	48	13C2-PFDA	515.1 > 469.9	1.55e4	1.78e4	0.227	0.868	5.17	10.9	44.6728	81.2		
51	49	13C2-8:2 FTS	529.1 > 508.7	2.19e3	2.97e3	0.227	0.736	5.14	9.20	55.5177	101.0		
52	47	13C8-PFOS	507.0 > 79.9	3.08e3	2.97e3	0.227	1.04	4.87	13.0	54.0908	98.4		
53	47	13C8-PFOS	507.0 > 79.9	3.08e3	2.97e3	0.227	1.04	4.87	13.0	54.0908	98.4		
54	51	13C2-PFUdA	565 > 519.8	2.03e4	2.44e4	0.227	0.830	5.49	10.4	47.2260	85.9		
55	-1												
56	21	L-MeFOSAA	570 > 419		4.66e3	0.227							
57	22	Br-MeFOSAA	570. > 419		4.66e3	0.227							
58	71	Total N-MeFOSAA	570. > 419	0.00e0	4.66e3	0.227			0.000				
59	29	PFTrDA	662.9 > 618.9		2.03e4	0.227							
60	30	PFTeDA	712.8 > 669.0		1.43e4	0.227							
61	50	d3-N-MeFOSAA	573.3 > 419	4.66e3	2.44e4	0.227	0.191	5.31	2.38	42.7198	77.7		
62	50	d3-N-MeFOSAA	573.3 > 419	4.66e3	2.44e4	0.227	0.191	5.31	2.38	42.7198	77.7		
63	50	d3-N-MeFOSAA	573.3 > 419	4.66e3	2.44e4	0.227	0.191	5.31	2.38	42.7198	77.7		
64	53	13C2-PFDoA	615.0 > 569.7	2.03e4	1.78e4	0.227	1.14	5.77	14.2	48.4946	88.2		
65	55	13C2-PFTeDA	714.8 > 669.6	1.43e4	2.44e4	0.227	0.584	6.23	7.30	50.6551	92.1		
66	-1												
67	23	L-EtFOSAA	584.1 > 419		5.35e3	0.227							
68	24	Br-ETFOSAA	584.1 > 419		5.35e3	0.227							
69	72	Total N-EtFOSAA	584.1 > 419	0.00e0	5.35e3	0.227			0.000				
70	27	PFDoA	612.9 > 569.0		2.03e4	0.227							
71	73	TCDA	498.3>106.9			0.227							
72	52	d5-N-EtFOSAA	589.3 > 419	5.35e3	2.44e4	0.227	0.219	5.47	2.74	43.5933	79.3		
73	52	d5-N-EtFOSAA	589.3 > 419	5.35e3	2.44e4	0.227	0.219	5.47	2.74	43.5933	79.3		
74	52	d5-N-EtFOSAA	589.3 > 419	5.35e3	2.44e4	0.227	0.219	5.47	2.74	43.5933	79.3		

AD 9/26/2018

Dataset: Z:\Projects\PFAS.PRO\Results\180925M1\180925M1-49.qld

MMM 9/26/2018

Last Altered: Wednesday, September 26, 2018 12:56:04 Pacific Daylight Time
Printed: Wednesday, September 26, 2018 12:56:15 Pacific Daylight Time

Name: 180925M1_49, Date: 25-Sep-2018, Time: 21:51:40, ID: 1802887-04 FD1808301515GC 0.22732, Description: FD1808301515GC

	#	Name	Trace	Area	IS Area	Wt/Vol	RRF	RT	Response	Conc.	%Rec	Ion Ratio	Ratio Out?
75	53	13C2-PFDoA	615.0 > 569.7	2.03e4	1.78e4	0.227	1.14	5.77	14.2	48.4946	88.2		
76	47	13C8-PFOS	507.0 > 79.9	3.08e3	2.97e3	0.227	1.04	4.87	13.0	54.0908	98.4		
77	-1												
78	60	13C4-PFBA	217. > 172	1.08e4	1.08e4	0.227	1.00	1.41	12.5	54.9886	100.0		
79	61	13C5-PFHxA	318 > 272.9	1.81e4	1.81e4	0.227	1.00	3.21	12.5	54.9886	100.0		
80	62	13C3-PFHxS	401.8 > 79.9	2.96e3	2.96e3	0.227	1.00	3.98	12.5	54.9886	100.0		
81	63	13C8-PFOA	420.9 > 376	2.57e4	2.57e4	0.227	1.00	4.36	12.5	54.9886	100.0		
82	64	13C9-PFNA	472.2 > 426.9	1.96e4	1.96e4	0.227	1.00	4.79	12.5	54.9886	100.0		
83	65	13C4-PFOS	503 > 79.9	2.97e3	2.97e3	0.227	1.00	4.87	12.5	54.9886	100.0		
84	66	13C6-PFDA	519.1 > 473.7	1.78e4	1.78e4	0.227	1.00	5.17	12.5	54.9886	100.0		
85	67	13C7-PFUdA	570.1 > 524.8	2.44e4	2.44e4	0.227	1.00	5.49	12.5	54.9886	100.0		

AD 9/26/2018

Dataset: Z:\Projects\PFAS.PRO\Results\180925M1\180925M1-49.qld MMM 9/26/2018

Last Altered: Wednesday, September 26, 2018 12:56:04 Pacific Daylight Time
Printed: Wednesday, September 26, 2018 12:56:15 Pacific Daylight Time

Method: Z:\Projects\PFAS.PRO\MethDB\PFAS_FULL_80C_092518.mdb 26 Sep 2018 12:51:44
Calibration: Z:\Projects\PFAS.PRO\CurveDB\C18_VAL-PFAS_Q4_09-25-18.cdb 26 Sep 2018 10:07:46

Name: 180925M1_49, Date: 25-Sep-2018, Time: 21:51:40, ID: 1802887-04 FD1808301515GC 0.22732, Description: FD1808301515GC

PFBA

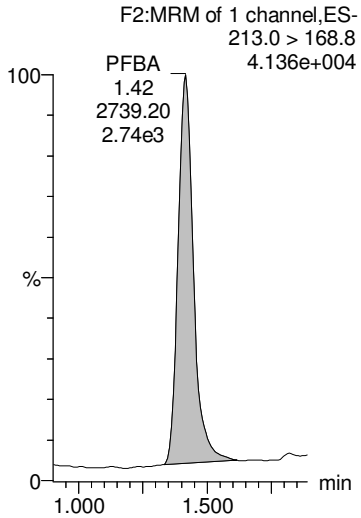

PFPeA

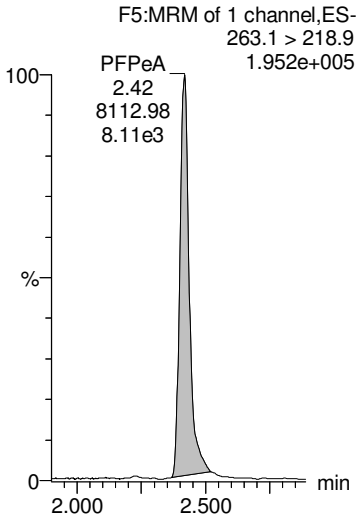

PFBS

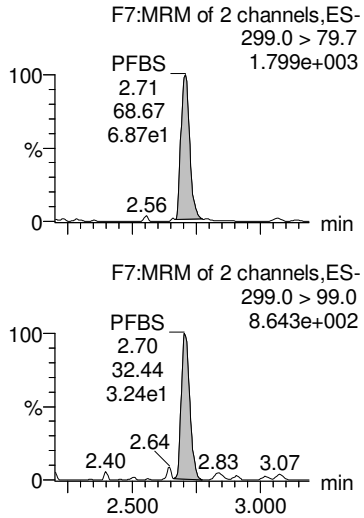

4:2 FTS

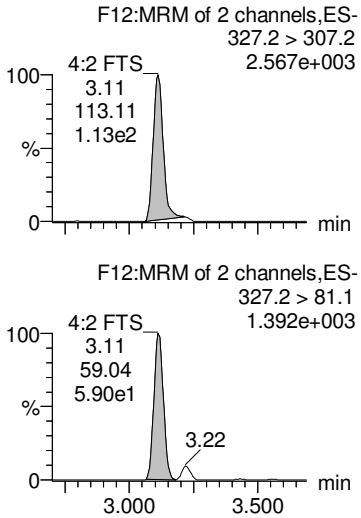

PFHxA

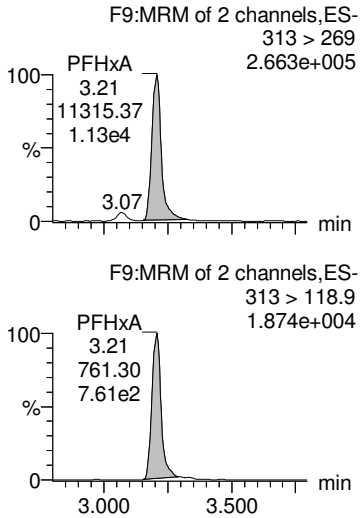

13C3-PFBA

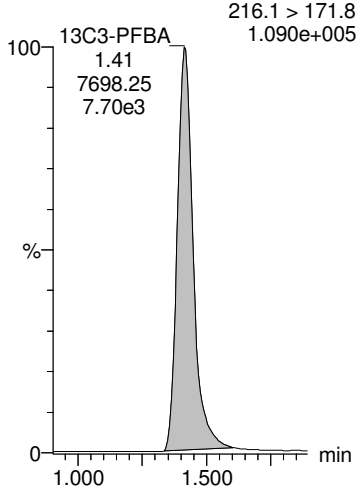

13C3-PFPeA

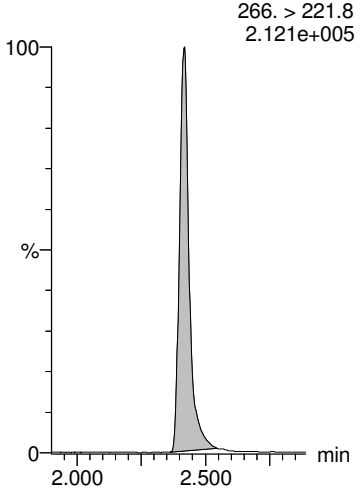

13C3-PFBS

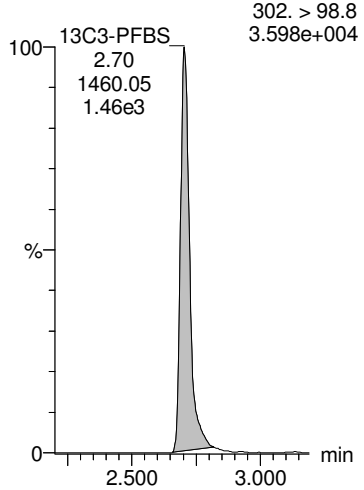

13C2-4:2 FTS

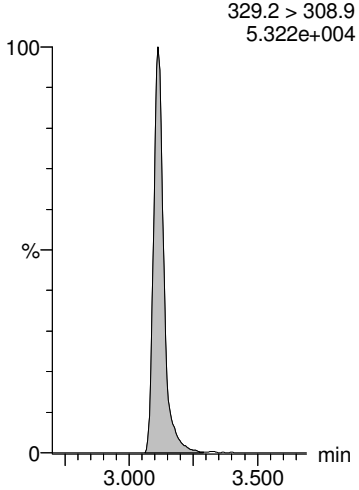

13C2-PFHxA

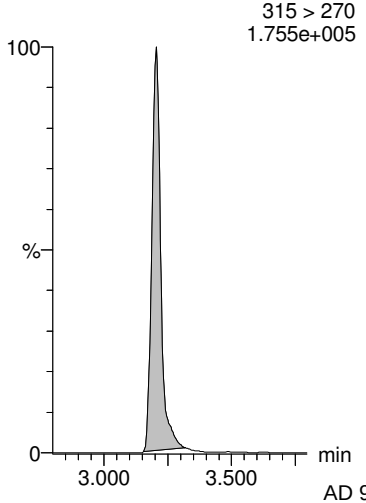

AD 9/26/2018

Dataset: Z:\Projects\PFAS.PRO\Results\180925M1\180925M1-49.qld

MMM 9/26/2018

Last Altered: Wednesday, September 26, 2018 12:56:04 Pacific Daylight Time
Printed: Wednesday, September 26, 2018 12:56:15 Pacific Daylight Time

Name: 180925M1_49, Date: 25-Sep-2018, Time: 21:51:40, ID: 1802887-04 FD1808301515GC 0.22732, Description: FD1808301515GC

PFHpA

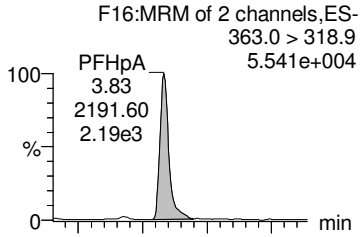

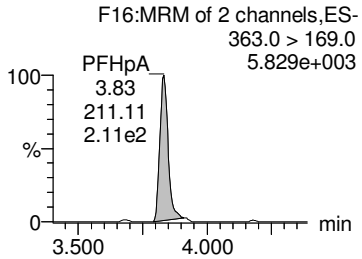

PFPeS

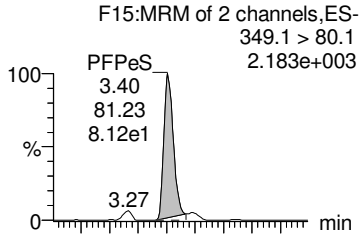

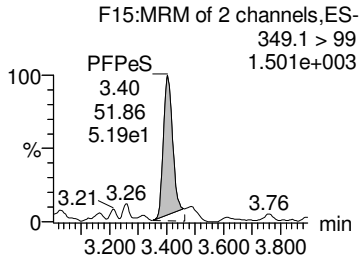

L-PFHxS

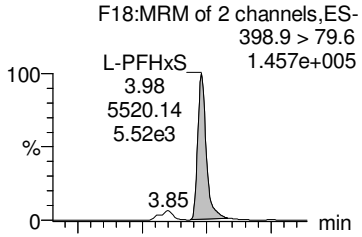

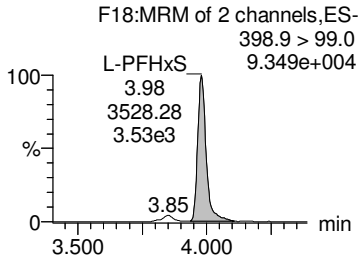

Br-PFHxS

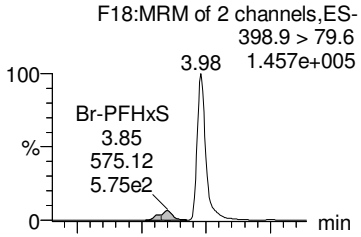

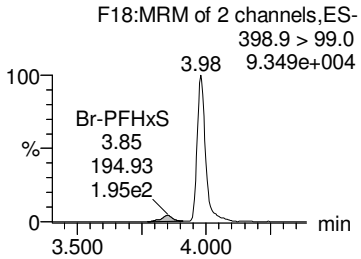

Total PFHxS

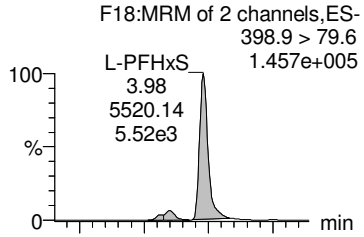

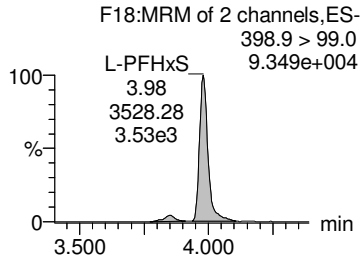

13C4-PFHpA

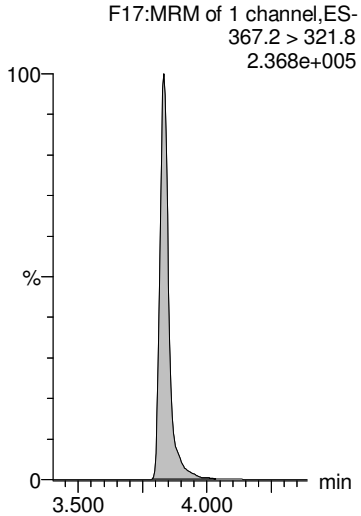

13C3-PFBS

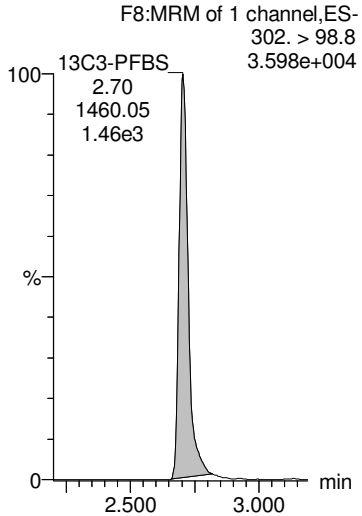

18O2-PFHxS

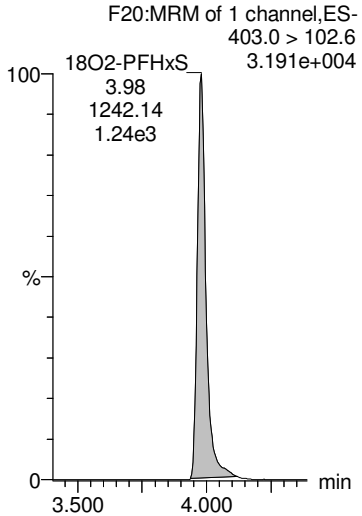

18O2-PFHxS

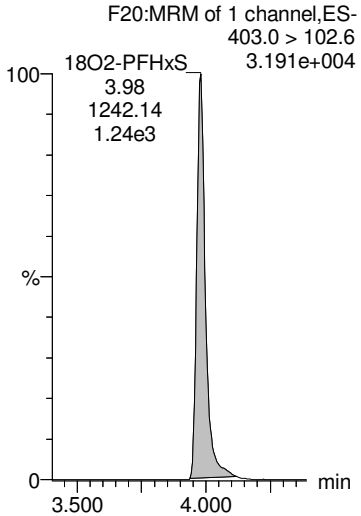

18O2-PFHxS

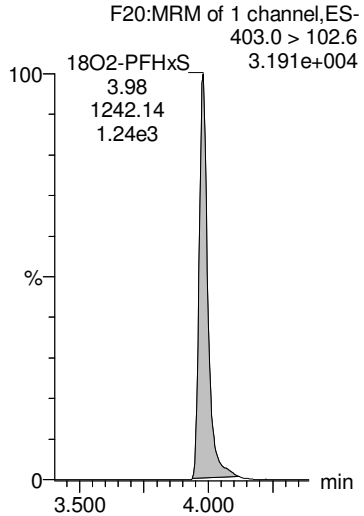

AD 9/26/2018

Dataset: Z:\Projects\PFAS.PRO\Results\180925M1\180925M1-49.qld

MMM 9/26/2018

Last Altered: Wednesday, September 26, 2018 12:56:04 Pacific Daylight Time
Printed: Wednesday, September 26, 2018 12:56:15 Pacific Daylight Time

Name: 180925M1_49, Date: 25-Sep-2018, Time: 21:51:40, ID: 1802887-04 FD1808301515GC 0.22732, Description: FD1808301515GC

6:2 FTS

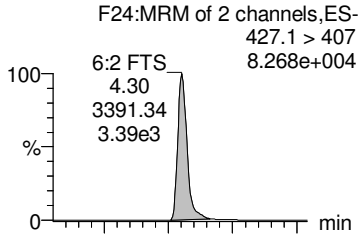

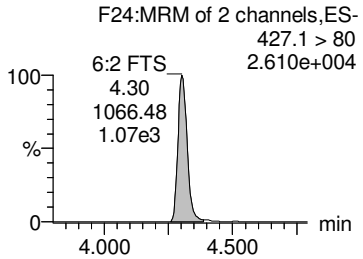

PFHpS

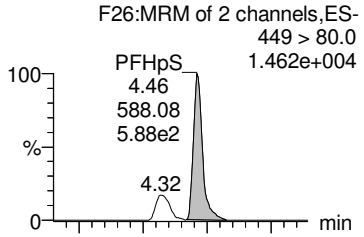

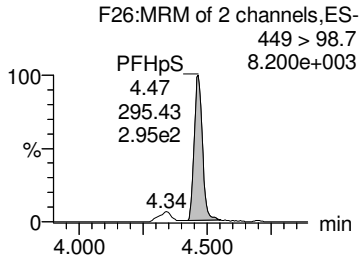

L-PFOA

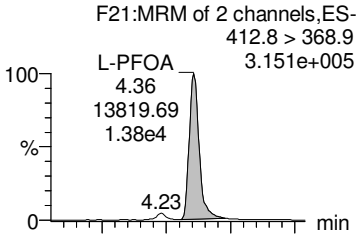

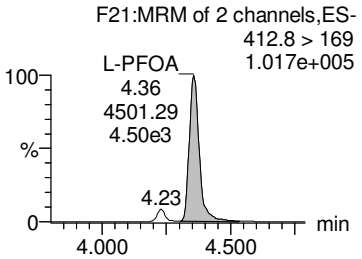

Br-PFOA

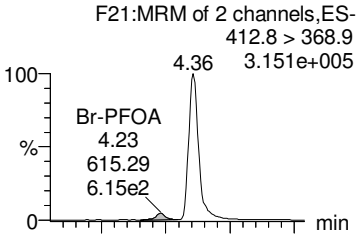

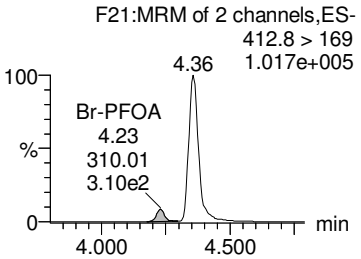

Total PFOA

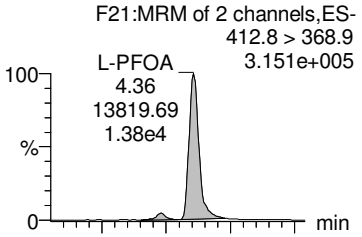

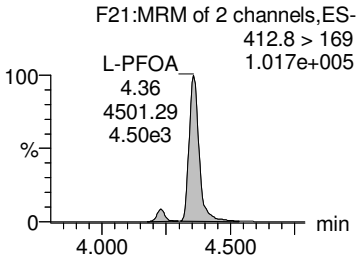

13C2-6:2 FTS

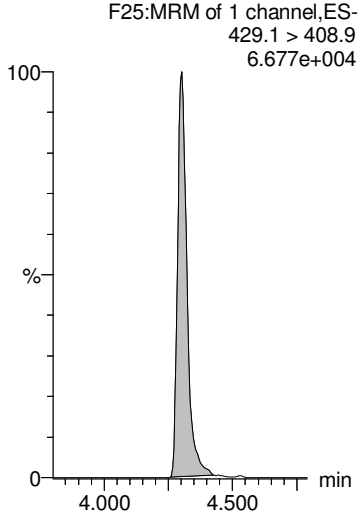

13C2-PFOA

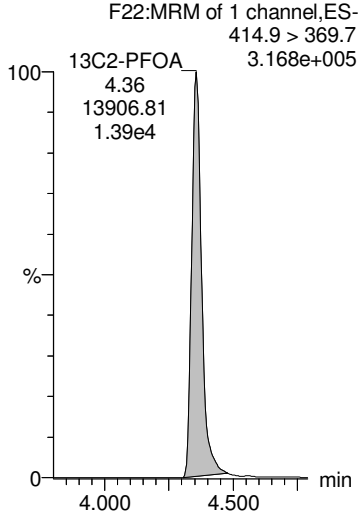

13C2-PFOA

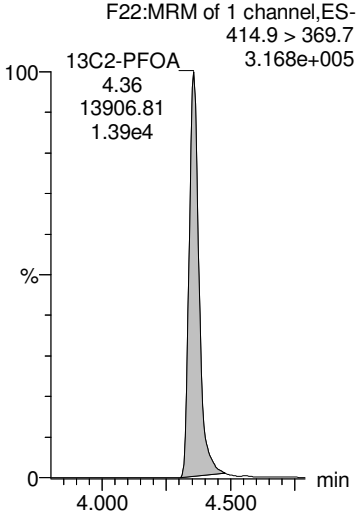

13C2-PFOA

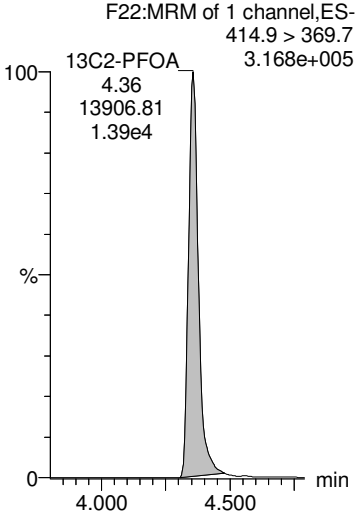

13C2-PFOA

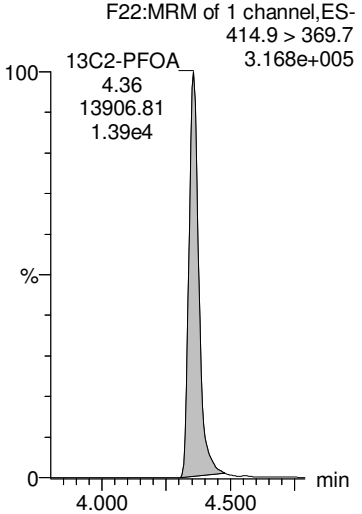

AD 9/26/2018

Dataset: Z:\Projects\PFAS.PRO\Results\180925M1\180925M1-49.qld

MMM 9/26/2018

Last Altered: Wednesday, September 26, 2018 12:56:04 Pacific Daylight Time
Printed: Wednesday, September 26, 2018 12:56:15 Pacific Daylight Time

Name: 180925M1_49, Date: 25-Sep-2018, Time: 21:51:40, ID: 1802887-04 FD1808301515GC 0.22732, Description: FD1808301515GC

PFNA

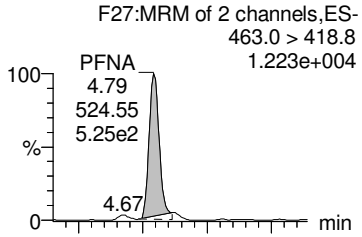

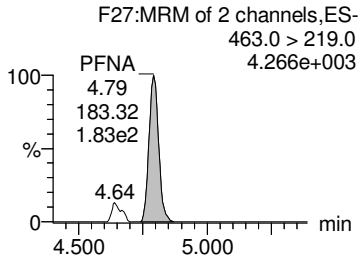

PFOSA

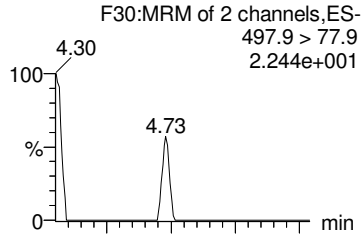

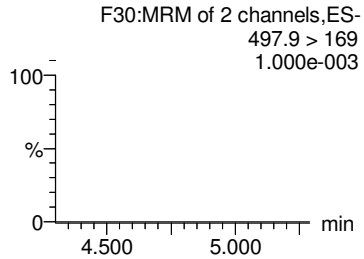

L-PFOS

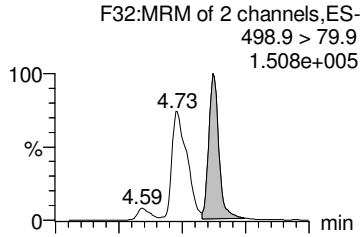

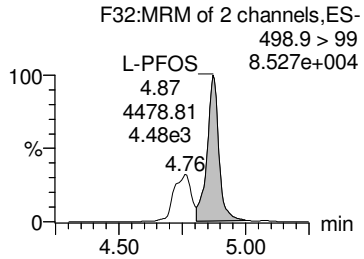

Br-PFOS

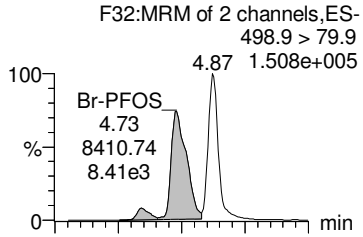

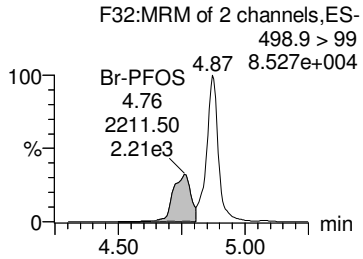

Total PFOS

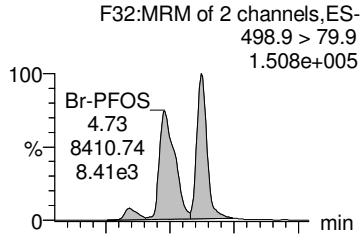

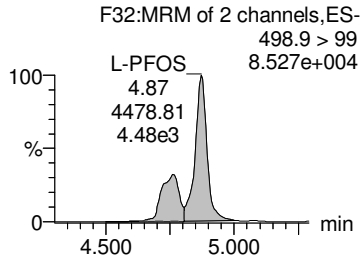

13C5-PFNA

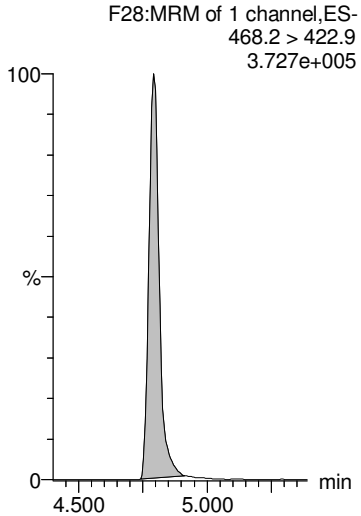

13C8-PFOSA

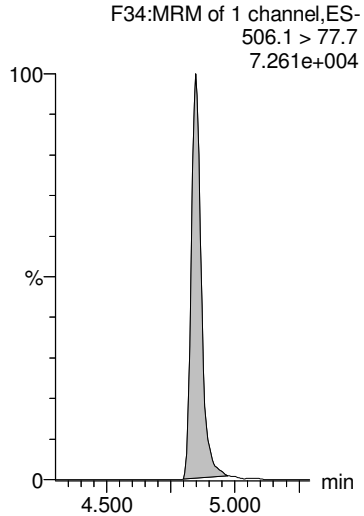

13C8-PFOS

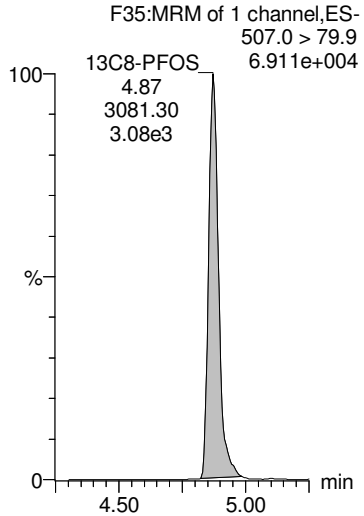

13C8-PFOS

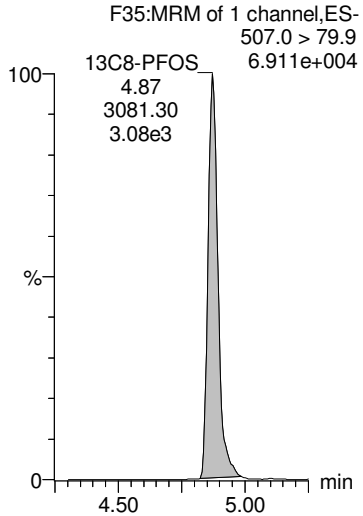

13C8-PFOS

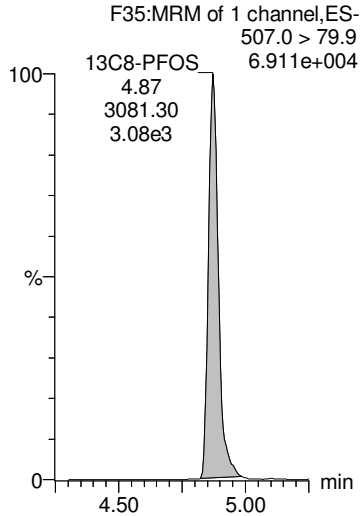

AD 9/26/2018

Dataset: Z:\Projects\PFAS.PRO\Results\180925M1\180925M1-49.qld

MMM 9/26/2018

Last Altered: Wednesday, September 26, 2018 12:56:04 Pacific Daylight Time
Printed: Wednesday, September 26, 2018 12:56:15 Pacific Daylight Time

Name: 180925M1_49, Date: 25-Sep-2018, Time: 21:51:40, ID: 1802887-04 FD1808301515GC 0.22732, Description: FD1808301515GC

PFDA

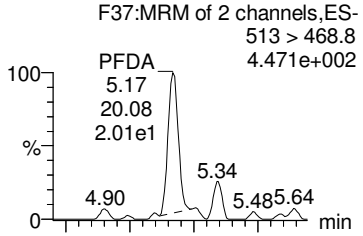

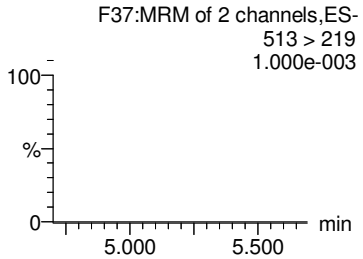

8:2 FTS

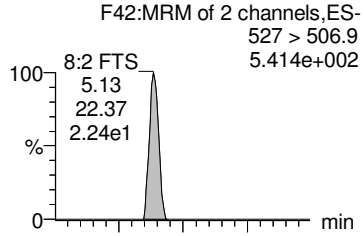

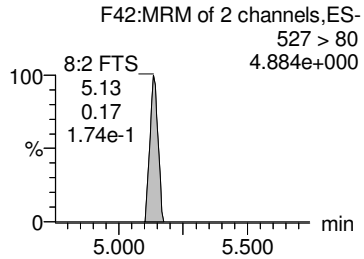

PFNS

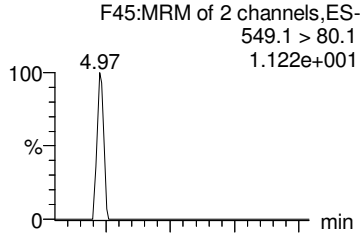

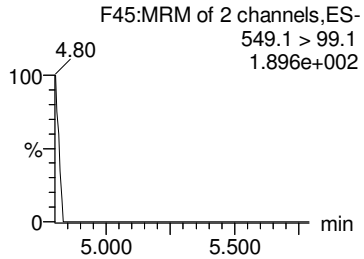

PFDS

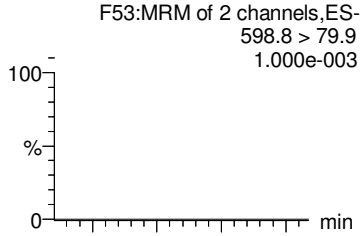

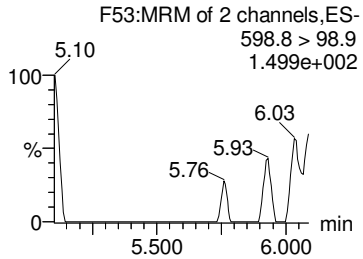

PFUdA

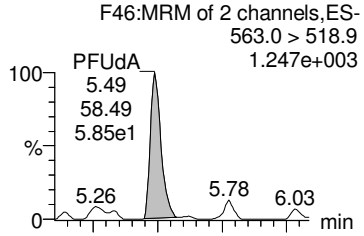

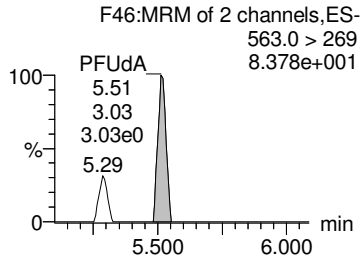

13C2-PFDA

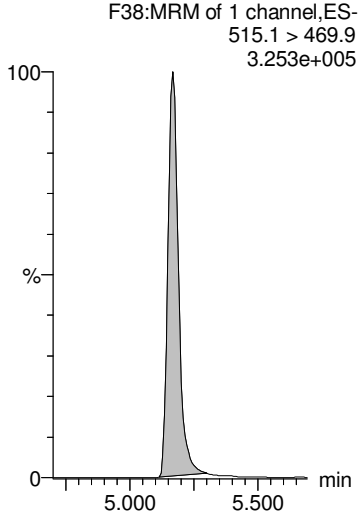

13C2-8:2 FTS

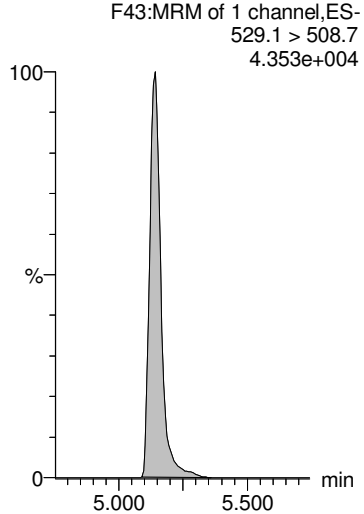

13C8-PFOS

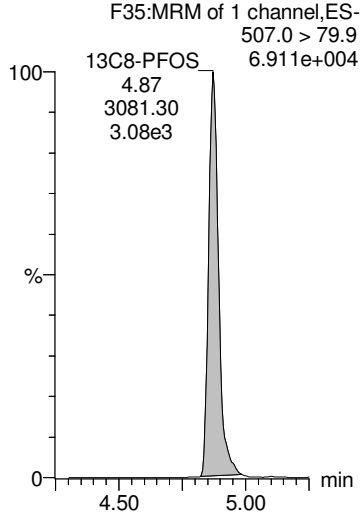

13C8-PFOS

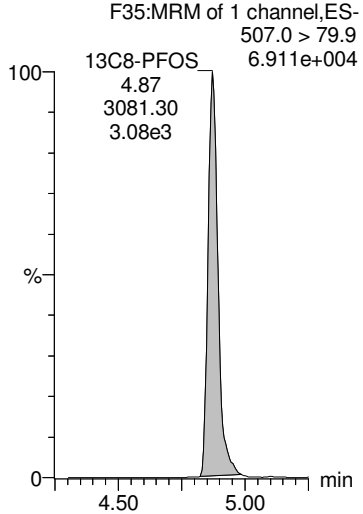

13C2-PFUdA

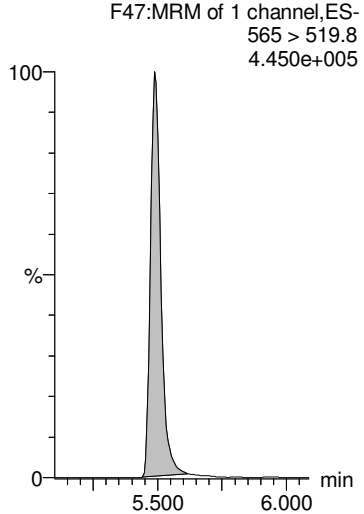

AD 9/26/2018

Dataset: Z:\Projects\PFAS.PRO\Results\180925M1\180925M1-49.qld

MMM 9/26/2018

Last Altered: Wednesday, September 26, 2018 12:56:04 Pacific Daylight Time
Printed: Wednesday, September 26, 2018 12:56:15 Pacific Daylight Time

Name: 180925M1_49, Date: 25-Sep-2018, Time: 21:51:40, ID: 1802887-04 FD1808301515GC 0.22732, Description: FD1808301515GC

L-MeFOSAA

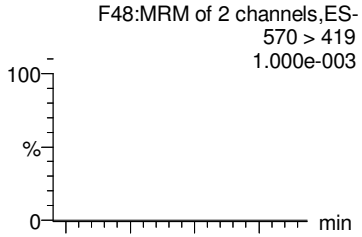

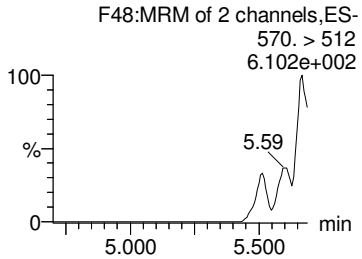

Br-MeFOSAA

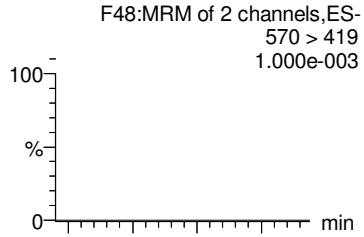

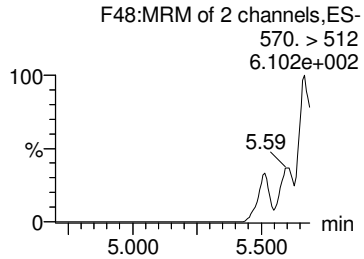

Total N-MeFOSAA

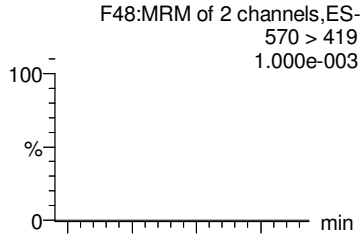

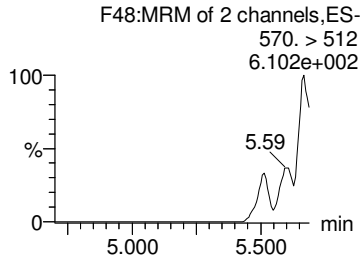

PFTrDA

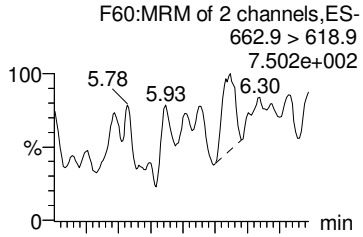

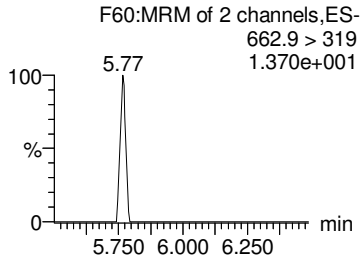

PFTeDA

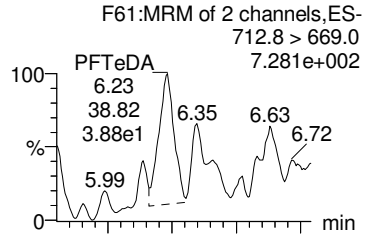

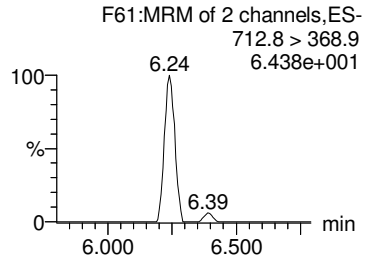

d3-N-MeFOSAA

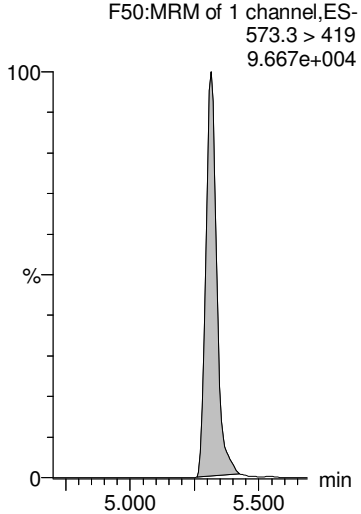

d3-N-MeFOSAA

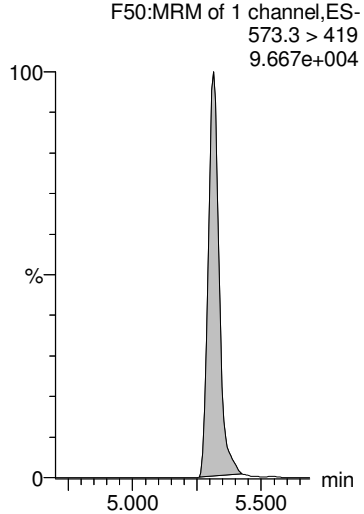

d3-N-MeFOSAA

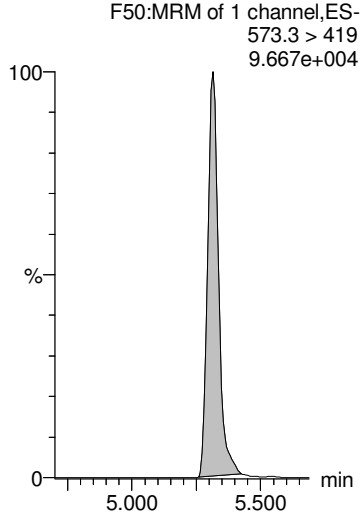

13C2-PFDoA

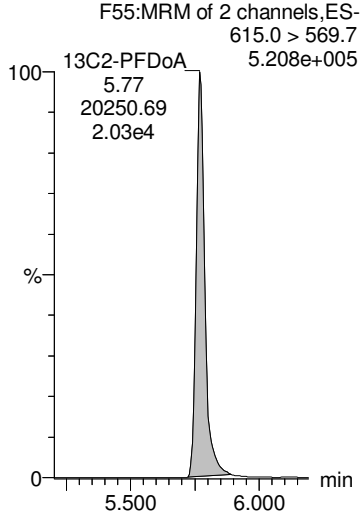

13C2-PFTeDA

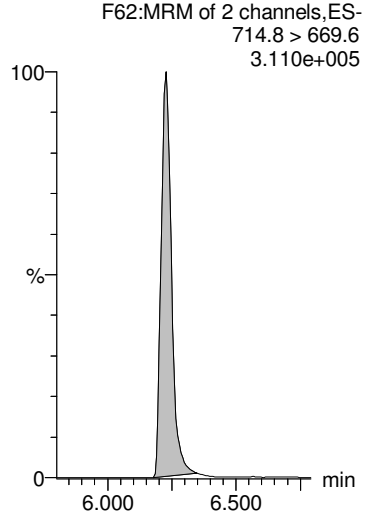

AD 9/26/2018

Dataset: Z:\Projects\PFAS.PRO\Results\180925M1\180925M1-49.qld

MMM 9/26/2018

Last Altered: Wednesday, September 26, 2018 12:56:04 Pacific Daylight Time
Printed: Wednesday, September 26, 2018 12:56:15 Pacific Daylight Time

Name: 180925M1_49, Date: 25-Sep-2018, Time: 21:51:40, ID: 1802887-04 FD1808301515GC 0.22732, Description: FD1808301515GC

L-EtFOSAA

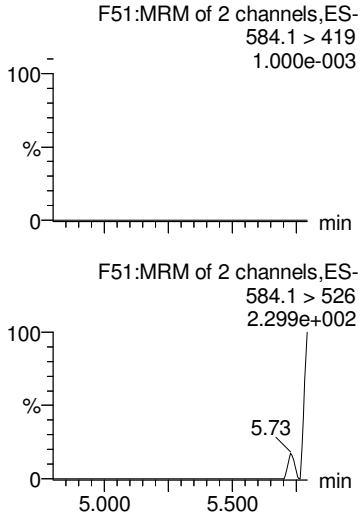

Br-ETFOSAA

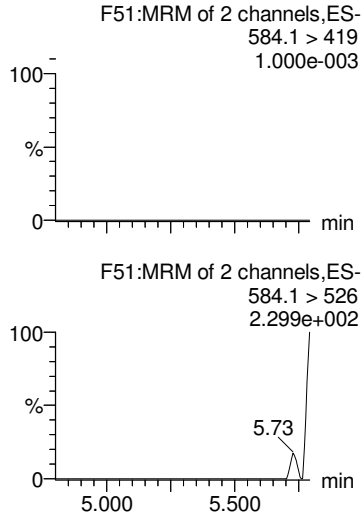

Total N-EtFOSAA

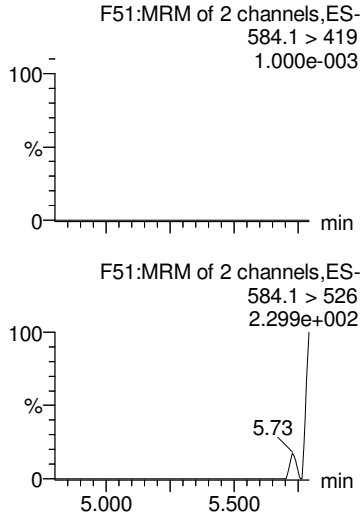

PFDoA

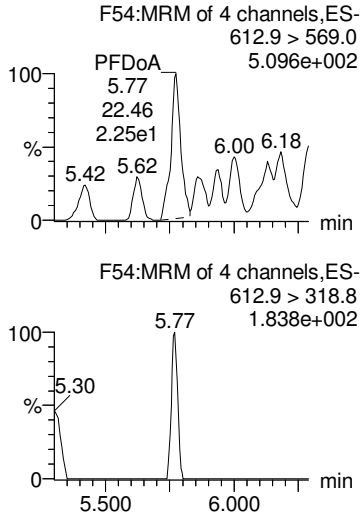

TCDA

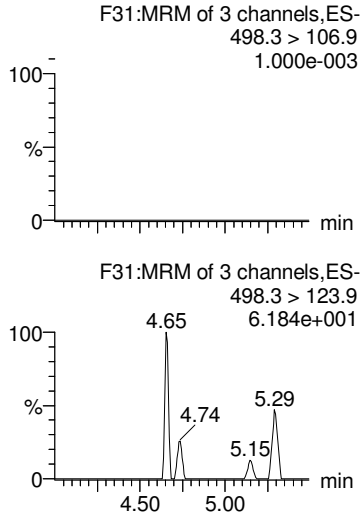

d5-N-EtFOSAA

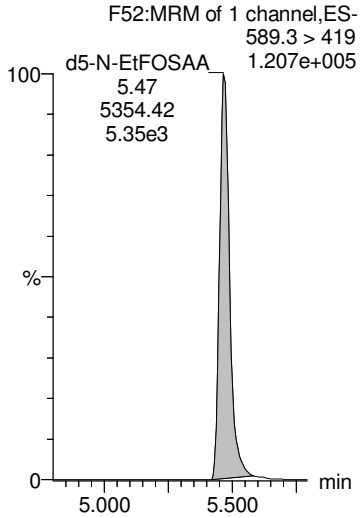

d5-N-EtFOSAA

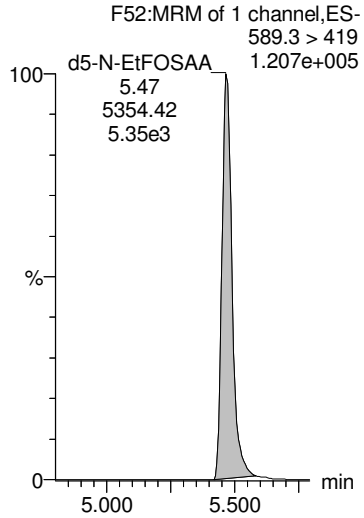

d5-N-EtFOSAA

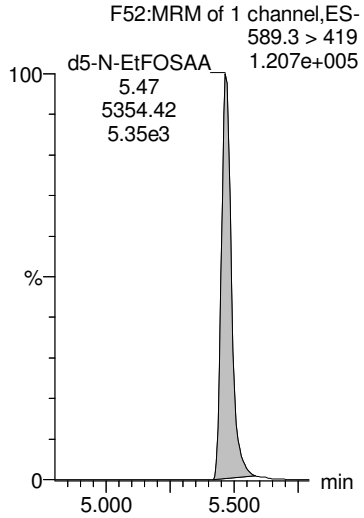

13C2-PFDoA

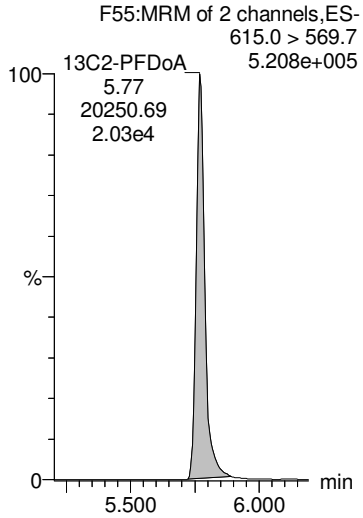

13C8-PFOS

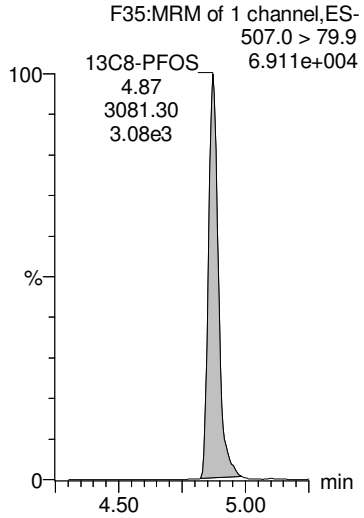

AD 9/26/2018

Dataset: Z:\Projects\PFAS.PRO\Results\180925M1\180925M1-49.qld

MMM 9/26/2018

Last Altered: Wednesday, September 26, 2018 12:56:04 Pacific Daylight Time
Printed: Wednesday, September 26, 2018 12:56:15 Pacific Daylight Time

Name: 180925M1_49, Date: 25-Sep-2018, Time: 21:51:40, ID: 1802887-04 FD1808301515GC 0.22732, Description: FD1808301515GC

13C4-PFBA

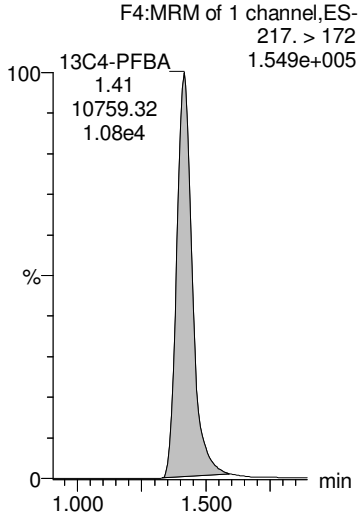

13C5-PFHxA

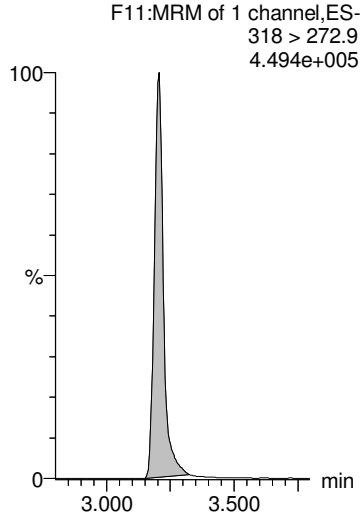

13C3-PFHxS

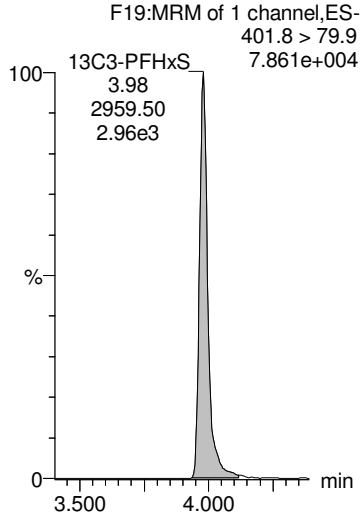

13C8-PFOA

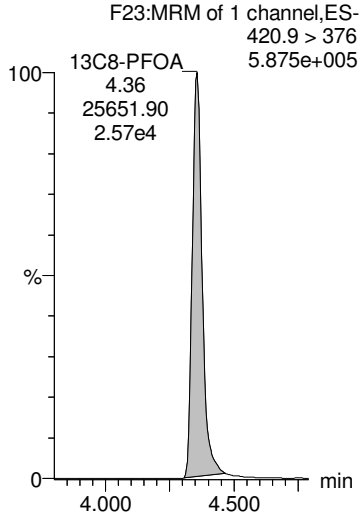

13C9-PFNA

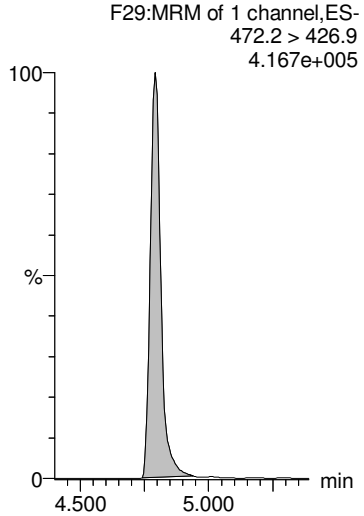

13C4-PFOS

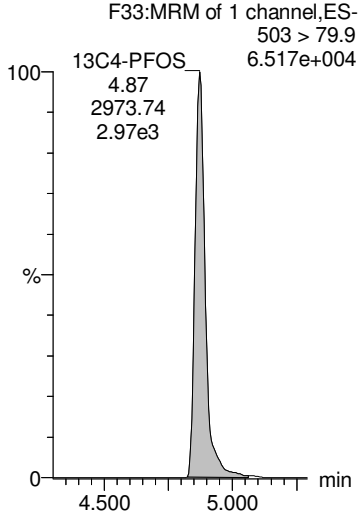

13C6-PFDA

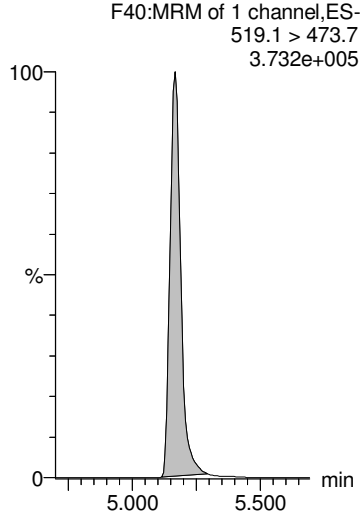

13C7-PFUdA

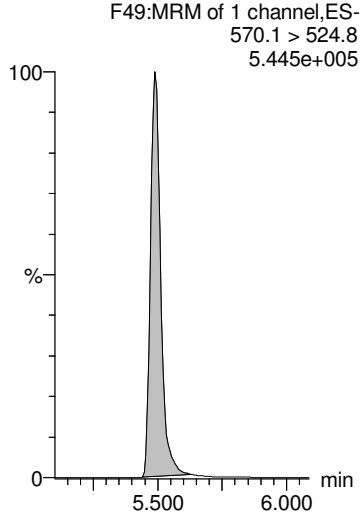

AD 9/26/2018

Dataset: Z:\Projects\PFAS.PRO\Results\180925M1\180925M1-50.qld

MMM 9/26/2018

Last Altered: Wednesday, September 26, 2018 14:37:06 Pacific Daylight Time
Printed: Wednesday, September 26, 2018 14:37:48 Pacific Daylight Time

Name: 180925M1_50, Date: 25-Sep-2018, Time: 22:02:18, ID: 1802887-05 SW1808301600GC 0.23779, Description: SW1808301600GC

	#	Name	Trace	Area	IS Area	Wt/Vol	RRF	RT	Response	Conc.	%Rec	Ion Ratio	Ratio Out?
1	1	PFBA	213.0 > 168.8	5.74e3	7.94e3	0.238	0.000	1.41	9.04	33.3206			
2	2	PFPeA	263.1 > 218.9	1.86e4	8.80e3	0.238	0.000	2.41	26.5	110.2458			
3	3	PFBS	299.0 > 79.7	4.32e2	1.47e3	0.238	0.000	2.70	3.68	8.4349		2.72	NO
4	4	4:2 FTS	327.2>307.2		2.40e3	0.238							
5	5	PFHxA	313 > 269	4.12e4	6.90e3	0.238	0.000	3.20	29.9	131.0097		15.0	NO
6	36	13C3-PFBA	216.1 > 171.8	7.94e3	1.17e4	0.238	0.678	1.41	8.47	48.1746	91.6		
7	37	13C3-PFPeA	266. > 221.8	8.80e3	1.96e4	0.238	0.448	2.41	5.60	42.9396	81.7		
8	38	13C3-PFBS	302. > 98.8	1.47e3	2.95e3	0.238	0.498	2.70	6.23	50.1616	95.4		
9	39	13C2-4:2 FTS	329.2>308.9	2.40e3	2.95e3	0.238	0.815	3.11	10.2	49.7200	94.6		
10	40	13C2-PFHxA	315 > 270	6.90e3	1.96e4	0.238	0.879	3.20	4.39	18.5225	88.1		
11	-1												
12	7	PFHpA	363.0 > 318.9	1.01e4	9.40e3	0.238	0.000	3.83	13.5	48.8319		9.94	NO
13	6	PFPeS	349.1>80.1	5.26e2	1.47e3	0.238	0.000	3.40	4.48	12.6141		1.34	NO
14	8	L-PFHxS	398.9 > 79.6	1.64e4	1.14e3	0.238	0.000	3.98	180	421.4860		1.59	NO
15	9	Br-PFHxS	398.9 > 79.6	2.20e3	1.14e3	0.238	0.000	3.85	24.1	56.7766		2.45	YES
16	68	Total PFHxS	398.9 > 79.6	1.86e4	1.14e3	0.238			204	478.2627			
17	41	13C4-PFHpA	367.2 > 321.8	9.40e3	1.96e4	0.238	0.479	3.83	5.99	47.7631	90.9		
18	38	13C3-PFBS	302. > 98.8	1.47e3	2.95e3	0.238	0.498	2.70	6.23	50.1616	95.4		
19	42	18O2-PFHxS	403.0 > 102.6	1.14e3	2.95e3	0.238	0.387	3.98	4.84	46.5531	88.6		
20	42	18O2-PFHxS	403.0 > 102.6	1.14e3	2.95e3	0.238	0.387	3.98	4.84	46.5531	88.6		
21	42	18O2-PFHxS	403.0 > 102.6	1.14e3	2.95e3	0.238	0.387	3.98	4.84	46.5531	88.6		
22	-1												
23	10	6:2 FTS	427.1 > 407	5.29e3	2.69e3	0.238	0.000	4.30	24.6	75.1233		3.08	NO
24	13	PFHpS	449 > 80.0	8.27e2	2.69e3	0.238	0.000	4.46	3.84	19.2243		1.96	NO
25	11	L-PFOA	412.8 > 368.9	6.64e4	1.53e4	0.238	0.000	4.36	54.4	134.8283		3.08	NO
26	12	Br-PFOA	412.8 > 368.9	5.09e3	1.53e4	0.238	0.000	4.23	4.17	10.1217		1.88	NO
27	69	Total PFOA	412.8 > 368.9	7.15e4	1.53e4	0.238			58.6	144.9500			
28	43	13C2-6:2 FTS	429.1 > 408.9	2.69e3	2.96e3	0.238	0.908	4.30	11.3	52.2073	99.3		
29	44	13C2-PFOA	414.9 > 369.7	1.53e4	2.82e4	0.238	0.542	4.35	6.77	50.3723	95.8		
30	44	13C2-PFOA	414.9 > 369.7	1.53e4	2.82e4	0.238	0.542	4.35	6.77	50.3723	95.8		
31	44	13C2-PFOA	414.9 > 369.7	1.53e4	2.82e4	0.238	0.542	4.35	6.77	50.3723	95.8		
32	44	13C2-PFOA	414.9 > 369.7	1.53e4	2.82e4	0.238	0.542	4.35	6.77	50.3723	95.8		
33	-1												
34	14	PFNA	463.0 > 418.8	3.01e3	1.72e4	0.238	0.000	4.79	2.18	8.8559		4.28	NO
35	15	PFOSA	497.9 > 77.9	2.82e2	2.66e3	0.238	0.000	4.84	1.33	5.3117		34.4	NO
36	16	L-PFOS	498.9 > 79.9	4.80e4	2.69e3	0.238	0.000	4.87	223	927.4649		1.63	NO
37	17	Br-PFOS	498.9 > 79.9	2.49e4	2.69e3	0.238	0.000	4.73	116	485.0152		3.92	NO

AD 9/26/2018

Dataset: Z:\Projects\PFAS.PRO\Results\180925M1\180925M1-50.qld

MMM 9/26/2018

Last Altered: Wednesday, September 26, 2018 14:37:06 Pacific Daylight Time
Printed: Wednesday, September 26, 2018 14:37:48 Pacific Daylight Time

Name: 180925M1_50, Date: 25-Sep-2018, Time: 22:02:18, ID: 1802887-05 SW1808301600GC 0.23779, Description: SW1808301600GC

	#	Name	Trace	Area	IS Area	Wt/Vol	RRF	RT	Response	Conc.	%Rec	Ion Ratio	Ratio Out?
38	70	Total PFOS	498.9 > 79.9	7.29e4	2.69e3	0.238			338	1412.4801			
39	45	13C5-PFNA	468.2 > 422.9	1.72e4	1.96e4	0.238	0.881	4.79	11.0	46.7706	89.0		
40	46	13C8-PFOSA	506.1 > 77.7	2.66e3	2.49e4	0.238	0.107	4.84	1.33	26.7287	50.8		
41	47	13C8-PFOS	507.0 > 79.9	2.69e3	2.96e3	0.238	0.911	4.87	11.4	45.4381	86.4		
42	47	13C8-PFOS	507.0 > 79.9	2.69e3	2.96e3	0.238	0.911	4.87	11.4	45.4381	86.4		
43	47	13C8-PFOS	507.0 > 79.9	2.69e3	2.96e3	0.238	0.911	4.87	11.4	45.4381	86.4		
44	-1												
45	18	PFDA	513 > 468.8	1.98e2	1.49e4	0.238	0.000	5.16	0.166	0.6269		5.73	NO
46	19	8:2 FTS	527 > 506.9	2.62e2	2.10e3	0.238	0.000	5.14	1.56	3.8572		1.97	NO
47	20	PFNS	549.1 > 80.1		2.69e3	0.238							
48	26	PFDS	598.8 > 79.9		2.69e3	0.238							
49	25	PFUdA	563.0 > 518.9	9.67e1	1.99e4	0.238	0.000	5.49	0.0608	0.1425		119	YES
50	48	13C2-PFDA	515.1 > 469.9	1.49e4	1.84e4	0.238	0.810	5.16	10.1	39.8391	75.8		
51	49	13C2-8:2 FTS	529.1 > 508.7	2.10e3	2.96e3	0.238	0.711	5.14	8.88	51.2152	97.4		
52	47	13C8-PFOS	507.0 > 79.9	2.69e3	2.96e3	0.238	0.911	4.87	11.4	45.4381	86.4		
53	47	13C8-PFOS	507.0 > 79.9	2.69e3	2.96e3	0.238	0.911	4.87	11.4	45.4381	86.4		
54	51	13C2-PFUdA	565 > 519.8	1.99e4	2.49e4	0.238	0.799	5.49	9.99	43.4968	82.7		
55	-1												
56	21	L-MeFOSAA	570 > 419		4.60e3	0.238							
57	22	Br-MeFOSAA	570. > 419		4.60e3	0.238							
58	71	Total N-MeFOSAA	570. > 419	0.00e0	4.60e3	0.238			0.000				
59	29	PFTrDA	662.9 > 618.9		1.93e4	0.238							
60	30	PFTeDA	712.8 > 669.0	4.15e1	1.42e4	0.238	0.000	6.23	0.0364			36.8	YES
61	50	d3-N-MeFOSAA	573.3 > 419	4.60e3	2.49e4	0.238	0.185	5.31	2.31	39.5522	75.2		
62	50	d3-N-MeFOSAA	573.3 > 419	4.60e3	2.49e4	0.238	0.185	5.31	2.31	39.5522	75.2		
63	50	d3-N-MeFOSAA	573.3 > 419	4.60e3	2.49e4	0.238	0.185	5.31	2.31	39.5522	75.2		
64	53	13C2-PFDoA	615.0 > 569.7	1.93e4	1.84e4	0.238	1.05	5.77	13.1	42.8477	81.5		
65	55	13C2-PFTeDA	714.8 > 669.6	1.42e4	2.49e4	0.238	0.571	6.22	7.14	47.3629	90.1		
66	-1												
67	23	L-EtFOSAA	584.1 > 419		5.35e3	0.238							
68	24	Br-ETFOSAA	584.1 > 419		5.35e3	0.238							
69	72	Total N-EtFOSAA	584.1 > 419	0.00e0	5.35e3	0.238			0.000				
70	27	PFDoA	612.9 > 569.0		1.93e4	0.238							
71	73	TCDA	498.3>106.9			0.238							
72	52	d5-N-EtFOSAA	589.3 > 419	5.35e3	2.49e4	0.238	0.215	5.47	2.69	40.8463	77.7		
73	52	d5-N-EtFOSAA	589.3 > 419	5.35e3	2.49e4	0.238	0.215	5.47	2.69	40.8463	77.7		
74	52	d5-N-EtFOSAA	589.3 > 419	5.35e3	2.49e4	0.238	0.215	5.47	2.69	40.8463	77.7		

AD 9/26/2018

Dataset: Z:\Projects\PFAS.PRO\Results\180925M1\180925M1-50.qld

MMM 9/26/2018

Last Altered: Wednesday, September 26, 2018 14:37:06 Pacific Daylight Time
Printed: Wednesday, September 26, 2018 14:37:48 Pacific Daylight Time

Name: 180925M1_50, Date: 25-Sep-2018, Time: 22:02:18, ID: 1802887-05 SW1808301600GC 0.23779, Description: SW1808301600GC

	#	Name	Trace	Area	IS Area	Wt/Vol	RRF	RT	Response	Conc.	%Rec	Ion Ratio	Ratio Out?
75	53	13C2-PFDoA	615.0 > 569.7	1.93e4	1.84e4	0.238	1.05	5.77	13.1	42.8477	81.5		
76	47	13C8-PFOS	507.0 > 79.9	2.69e3	2.96e3	0.238	0.911	4.87	11.4	45.4381	86.4		
77	-1												
78	60	13C4-PFBA	217. > 172	1.17e4	1.17e4	0.238	1.00	1.41	12.5	52.5674	100.0		
79	61	13C5-PFHxA	318 > 272.9	1.96e4	1.96e4	0.238	1.00	3.20	12.5	52.5674	100.0		
80	62	13C3-PFHxS	401.8 > 79.9	2.95e3	2.95e3	0.238	1.00	3.98	12.5	52.5674	100.0		
81	63	13C8-PFOA	420.9 > 376	2.82e4	2.82e4	0.238	1.00	4.35	12.5	52.5674	100.0		
82	64	13C9-PFNA	472.2 > 426.9	1.96e4	1.96e4	0.238	1.00	4.79	12.5	52.5674	100.0		
83	65	13C4-PFOS	503 > 79.9	2.96e3	2.96e3	0.238	1.00	4.87	12.5	52.5674	100.0		
84	66	13C6-PFDA	519.1 > 473.7	1.84e4	1.84e4	0.238	1.00	5.16	12.5	52.5674	100.0		
85	67	13C7-PFUdA	570.1 > 524.8	2.49e4	2.49e4	0.238	1.00	5.49	12.5	52.5674	100.0		

AD 9/26/2018

Dataset: Z:\Projects\PFAS.PRO\Results\180925M1\180925M1-50.qld

MMM 9/26/2018

Last Altered: Wednesday, September 26, 2018 14:37:06 Pacific Daylight Time
Printed: Wednesday, September 26, 2018 14:37:48 Pacific Daylight Time

Method: Z:\Projects\PFAS.PRO\MethDB\PFAS_FULL_80C_092518.mdb 26 Sep 2018 12:51:44
Calibration: Z:\Projects\PFAS.PRO\CurveDB\C18_VAL-PFAS_Q4_09-25-18.cdb 26 Sep 2018 10:07:46

Name: 180925M1_50, Date: 25-Sep-2018, Time: 22:02:18, ID: 1802887-05 SW1808301600GC 0.23779, Description: SW1808301600GC

PFBA

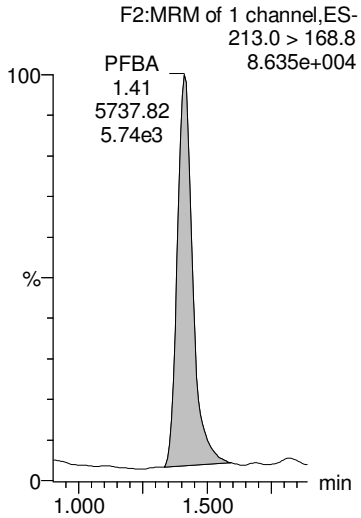

PFPeA

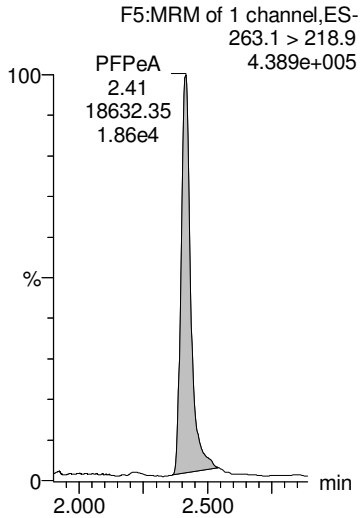

PFBS

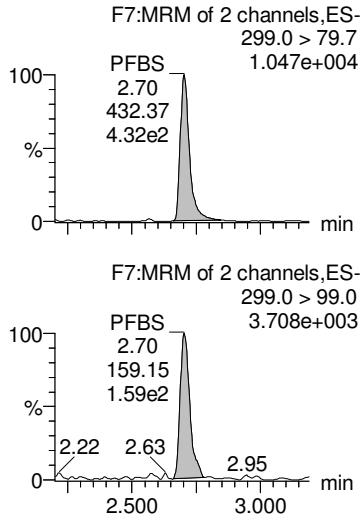

4:2 FTS

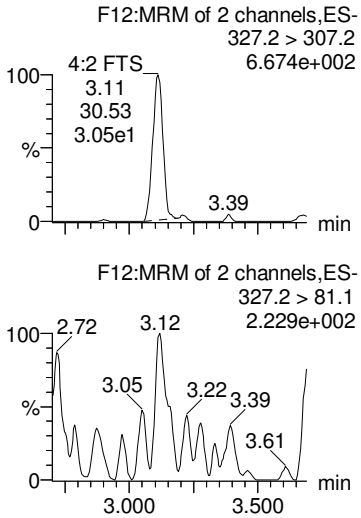

PFHxA

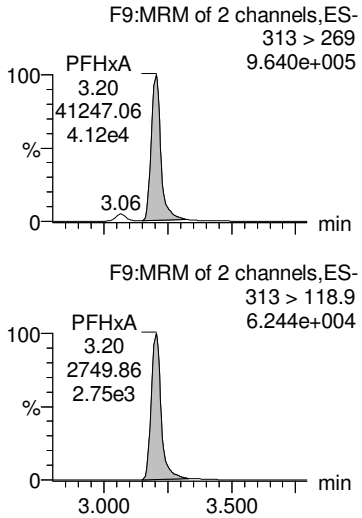

13C3-PFBA

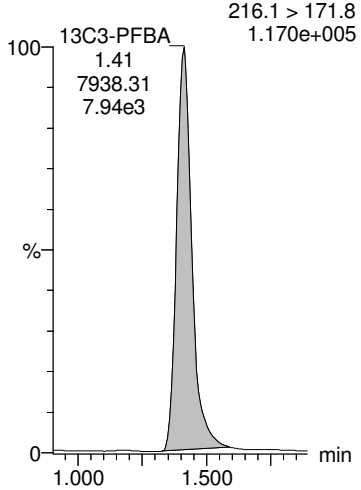

13C3-PFPeA

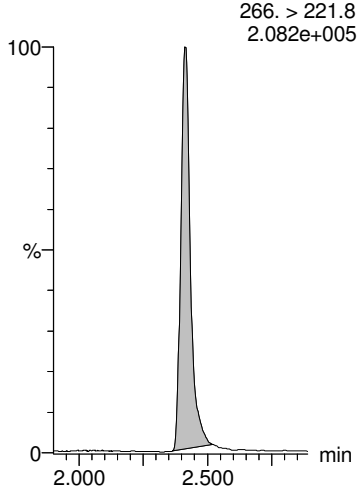

13C3-PFBS

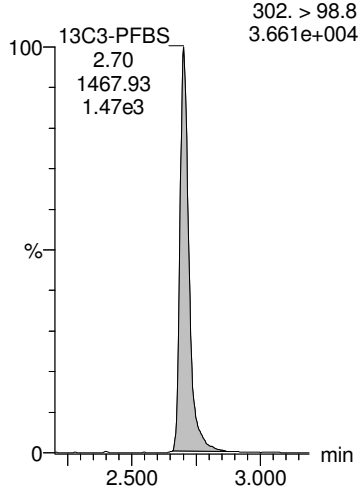

13C2-4:2 FTS

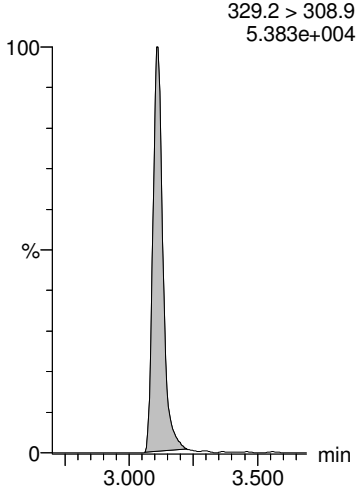

13C2-PFHxA

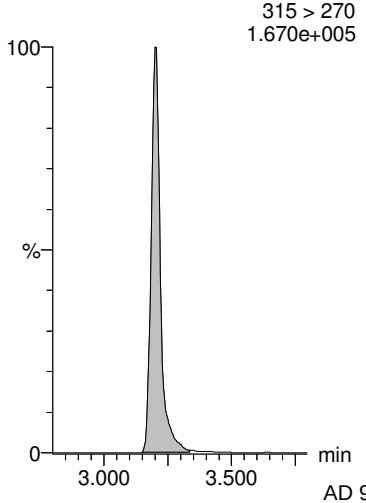

AD 9/26/2018

Dataset: Z:\Projects\PFAS.PRO\Results\180925M1\180925M1-50.qld

MMM 9/26/2018

Last Altered: Wednesday, September 26, 2018 14:37:06 Pacific Daylight Time
Printed: Wednesday, September 26, 2018 14:37:48 Pacific Daylight Time

Name: 180925M1_50, Date: 25-Sep-2018, Time: 22:02:18, ID: 1802887-05 SW1808301600GC 0.23779, Description: SW1808301600GC

PFHpA

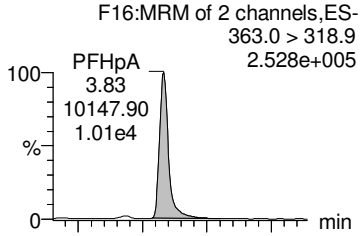

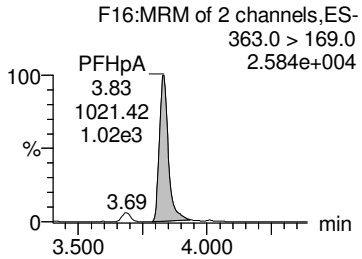

PFPeS

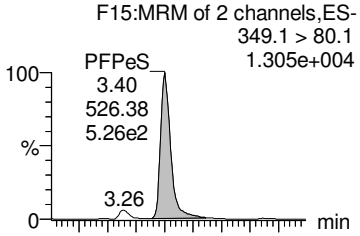

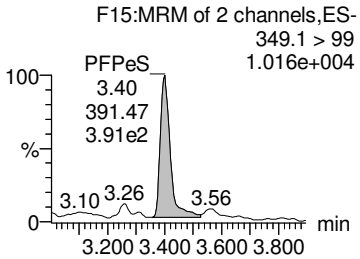

L-PFHxS

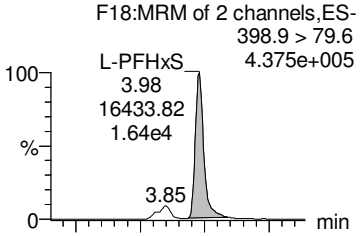

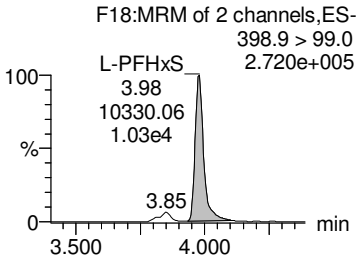

Br-PFHxS

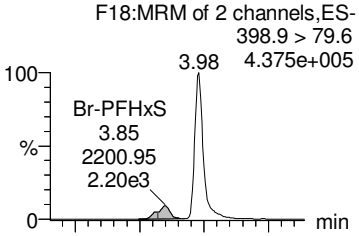

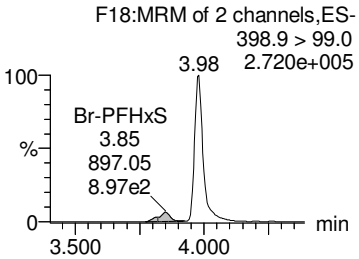

Total PFHxS

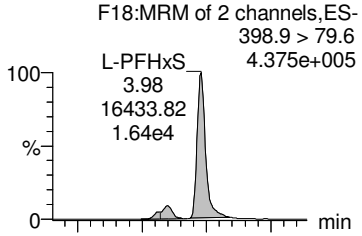

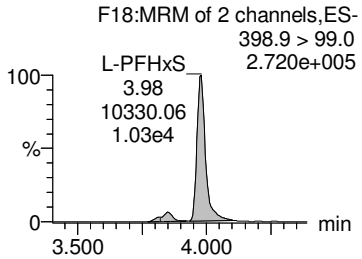

13C4-PFHpA

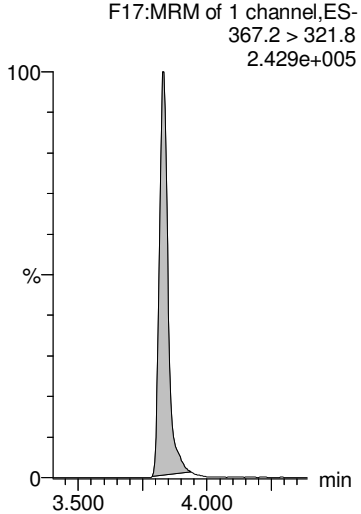

13C3-PFBS

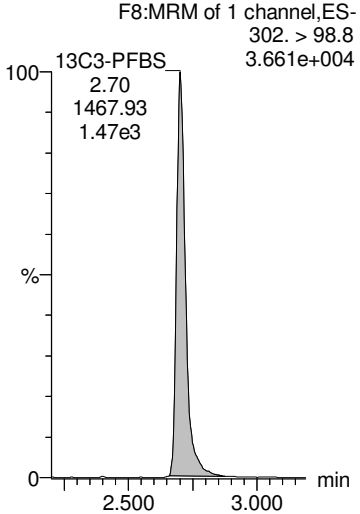

18O2-PFHxS

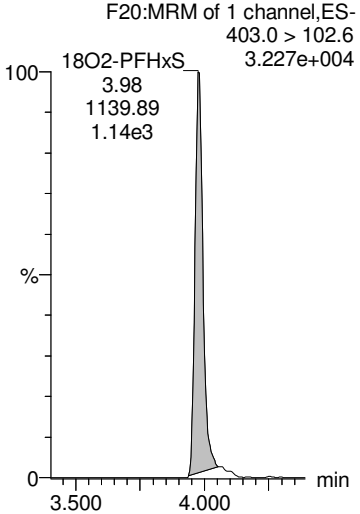

18O2-PFHxS

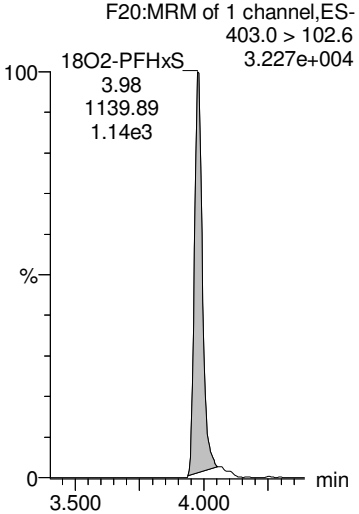

18O2-PFHxS

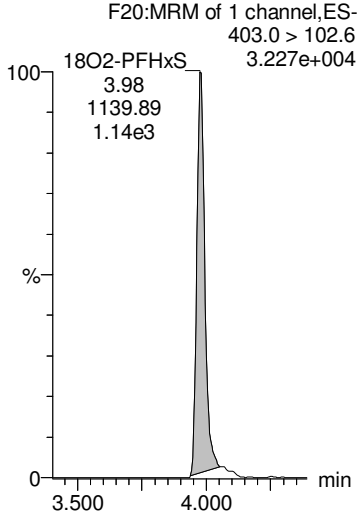

AD 9/26/2018

Dataset: Z:\Projects\PFAS.PRO\Results\180925M1\180925M1-50.qld

MMM 9/26/2018

Last Altered: Wednesday, September 26, 2018 14:37:06 Pacific Daylight Time
Printed: Wednesday, September 26, 2018 14:37:48 Pacific Daylight Time

Name: 180925M1_50, Date: 25-Sep-2018, Time: 22:02:18, ID: 1802887-05 SW1808301600GC 0.23779, Description: SW1808301600GC

6:2 FTS

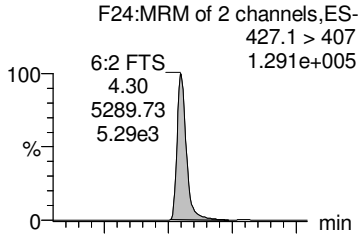

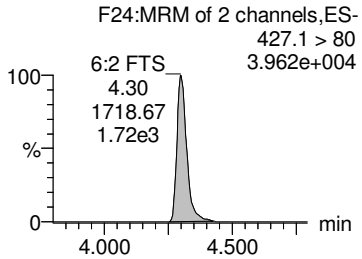

PFHpS

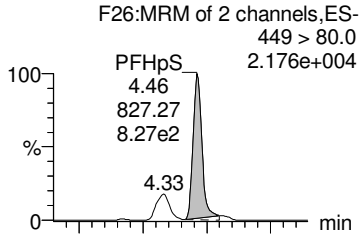

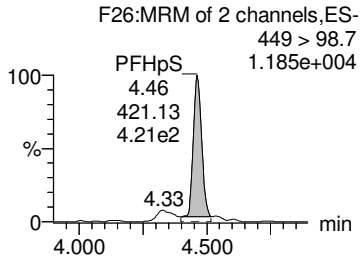

L-PFOA

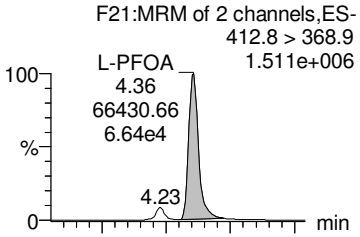

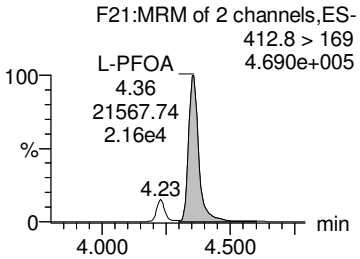

Br-PFOA

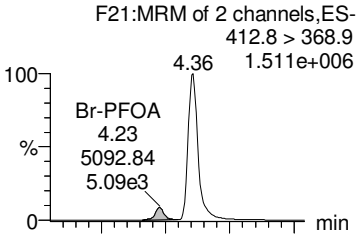

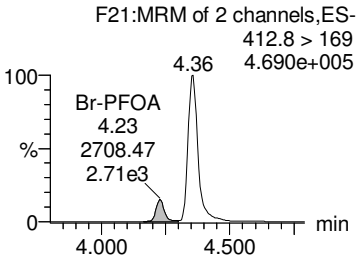

Total PFOA

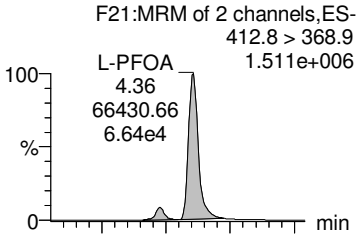

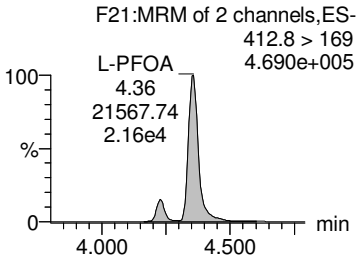

13C2-6:2 FTS

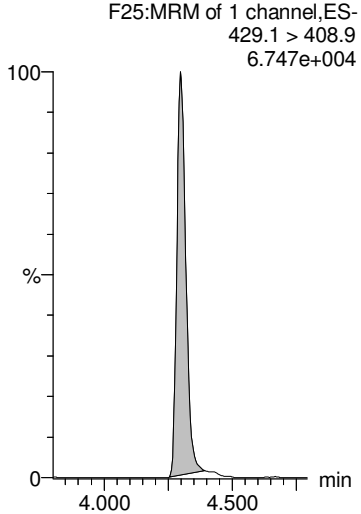

13C2-PFOA

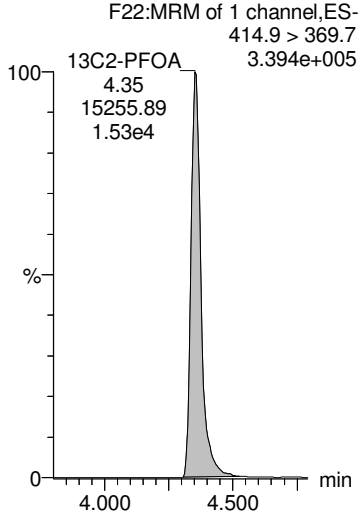

13C2-PFOA

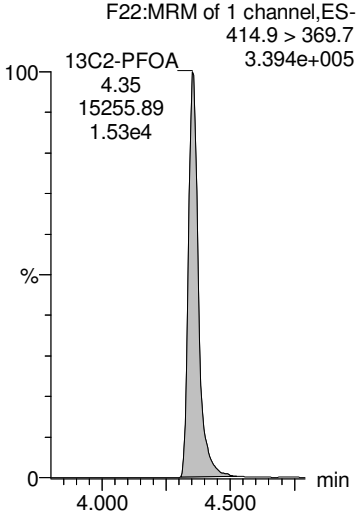

13C2-PFOA

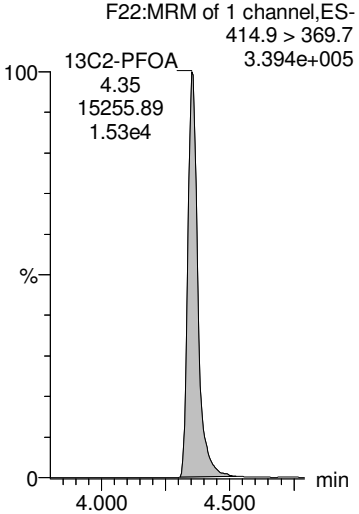

13C2-PFOA

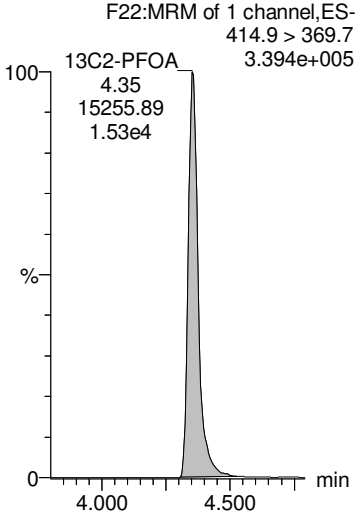

AD 9/26/2018

Dataset: Z:\Projects\PFAS.PRO\Results\180925M1\180925M1-50.qld MMM 9/26/2018

Last Altered: Wednesday, September 26, 2018 14:37:06 Pacific Daylight Time
Printed: Wednesday, September 26, 2018 14:37:48 Pacific Daylight Time

Name: 180925M1_50, Date: 25-Sep-2018, Time: 22:02:18, ID: 1802887-05 SW1808301600GC 0.23779, Description: SW1808301600GC

PFNA

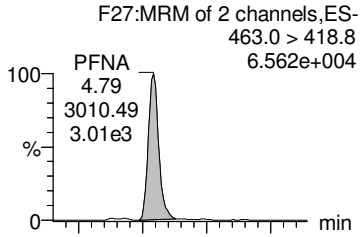

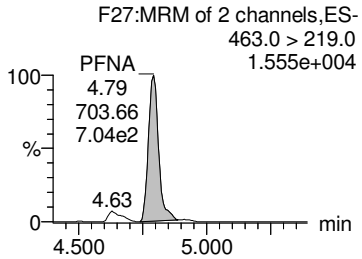

PFOSA

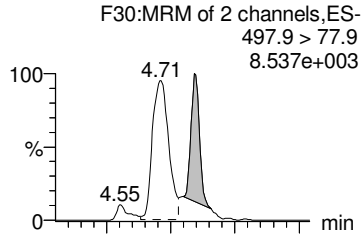

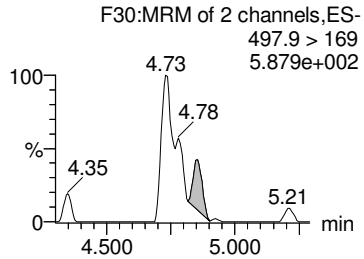

L-PFOS

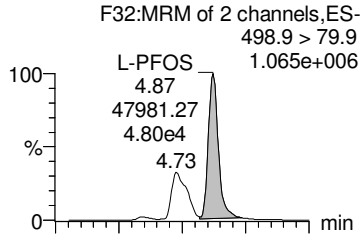

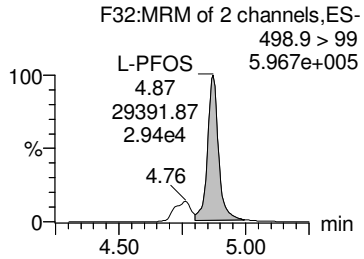

Br-PFOS

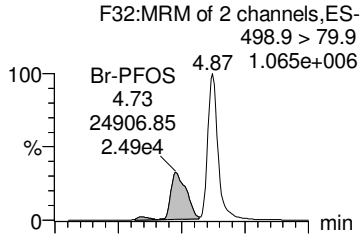

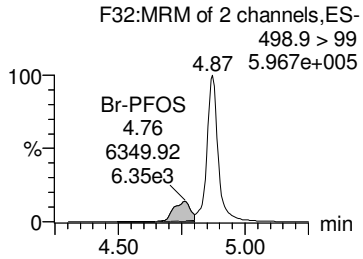

Total PFOS

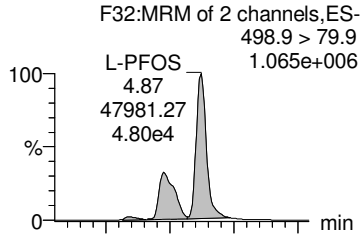

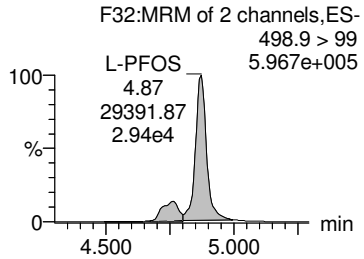

13C5-PFNA

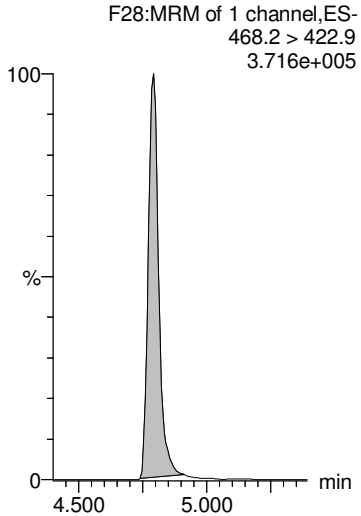

13C8-PFOSA

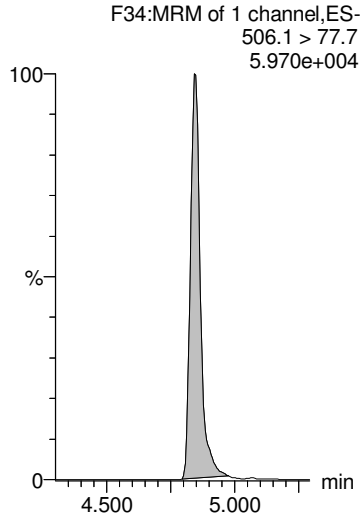

13C8-PFOS

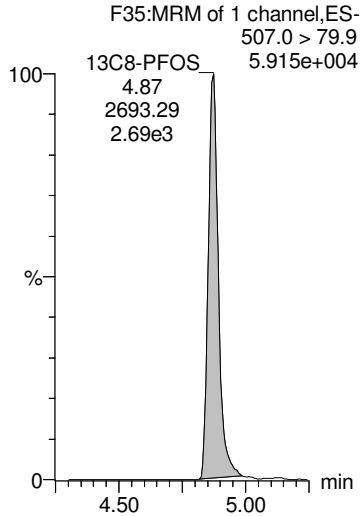

13C8-PFOS

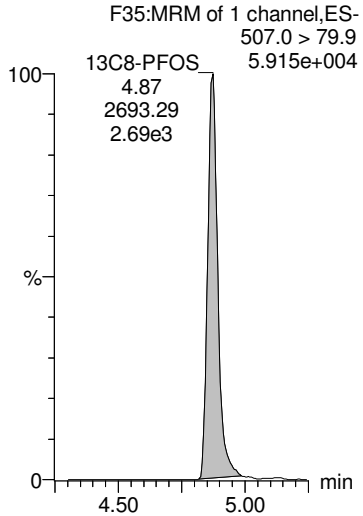

13C8-PFOS

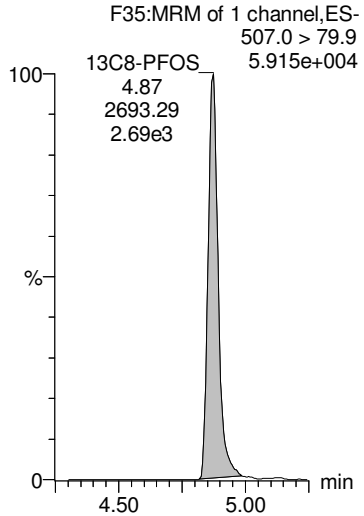

AD 9/26/2018

Dataset: Z:\Projects\PFAS.PRO\Results\180925M1\180925M1-50.qld

MMM 9/26/2018

Last Altered: Wednesday, September 26, 2018 14:37:06 Pacific Daylight Time
Printed: Wednesday, September 26, 2018 14:37:48 Pacific Daylight Time

Name: 180925M1_50, Date: 25-Sep-2018, Time: 22:02:18, ID: 1802887-05 SW1808301600GC 0.23779, Description: SW1808301600GC

PFDA

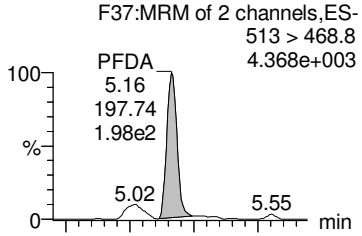

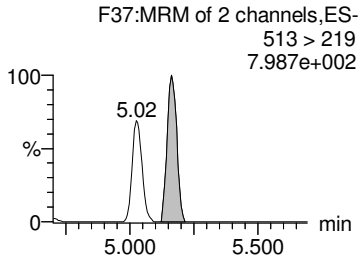

8:2 FTS

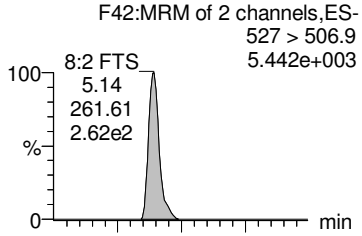

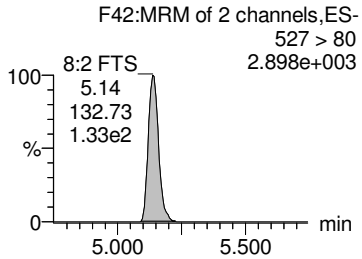

PFNS

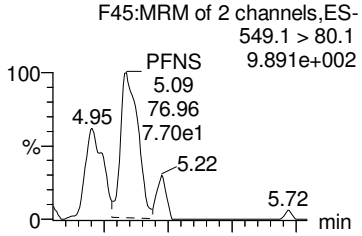

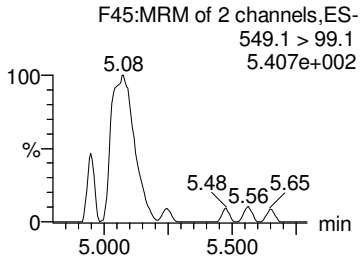

PFDS

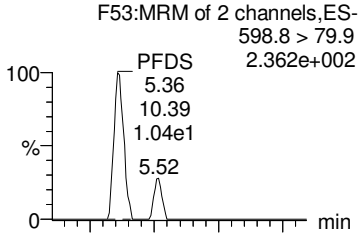

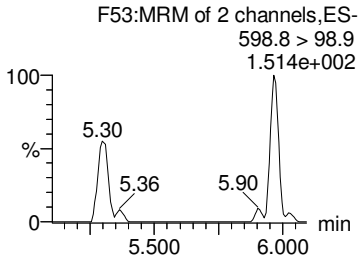

PFUdA

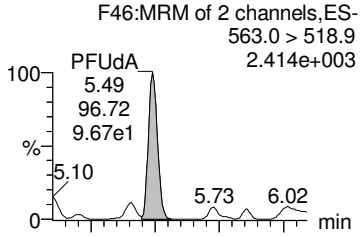

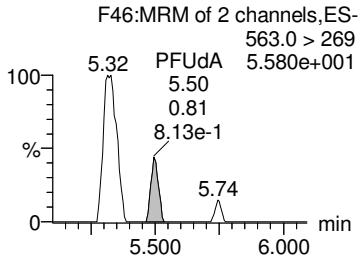

13C2-PFDA

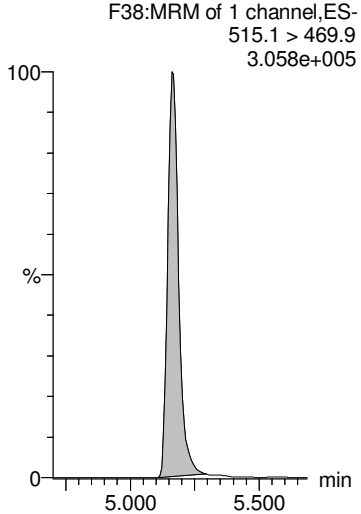

13C2-8:2 FTS

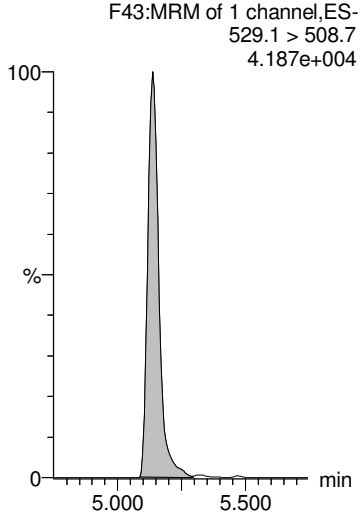

13C8-PFOS

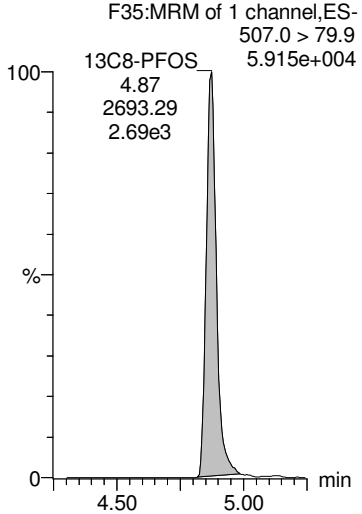

13C8-PFOS

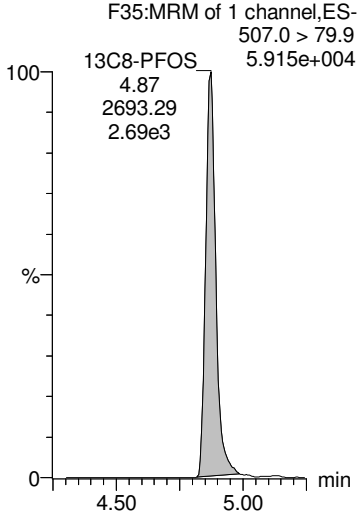

13C2-PFUdA

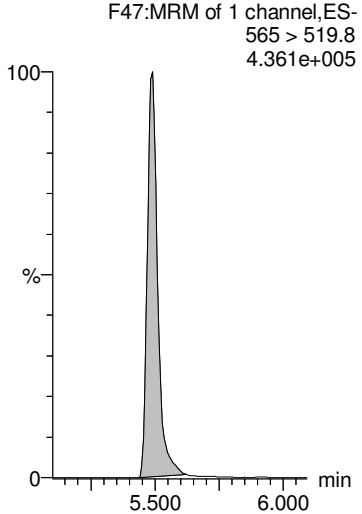

AD 9/26/2018

Dataset: Z:\Projects\PFAS.PRO\Results\180925M1\180925M1-50.qld

MMM 9/26/2018

Last Altered: Wednesday, September 26, 2018 14:37:06 Pacific Daylight Time
Printed: Wednesday, September 26, 2018 14:37:48 Pacific Daylight Time

Name: 180925M1_50, Date: 25-Sep-2018, Time: 22:02:18, ID: 1802887-05 SW1808301600GC 0.23779, Description: SW1808301600GC

L-MeFOSAA

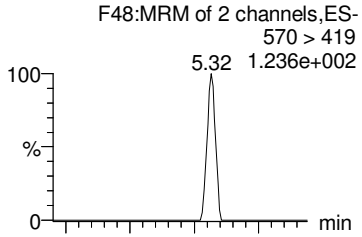

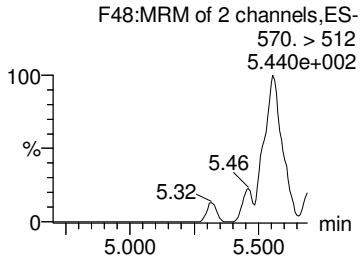

Br-MeFOSAA

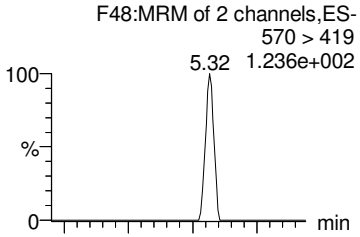

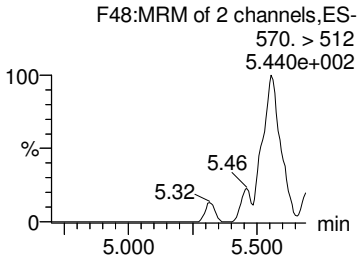

Total N-MeFOSAA

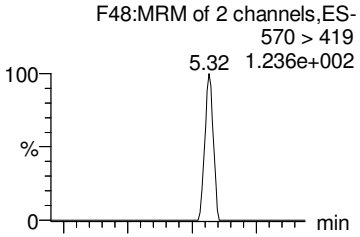

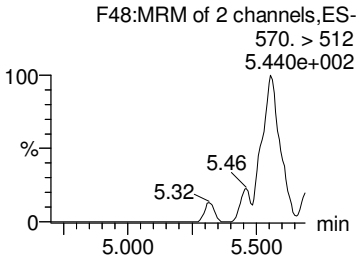

PFTrDA

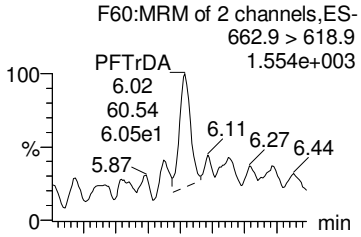

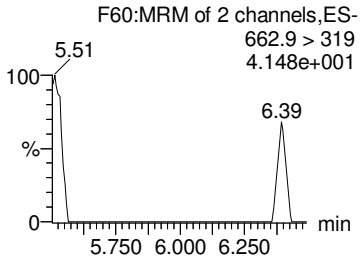

PFTeDA

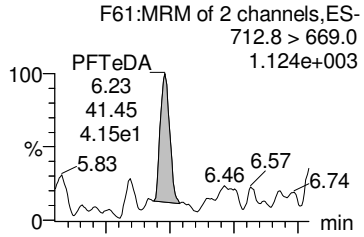

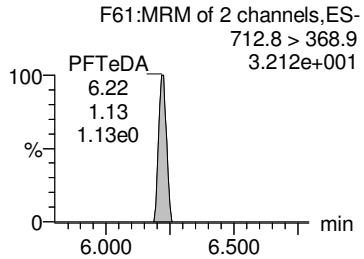

d3-N-MeFOSAA

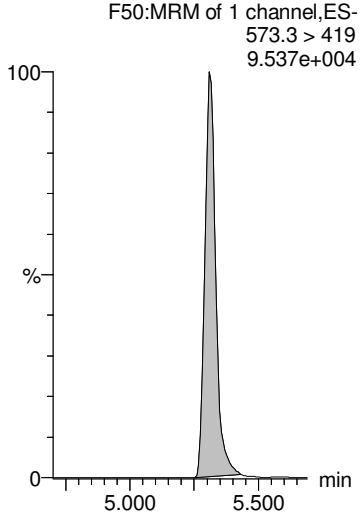

d3-N-MeFOSAA

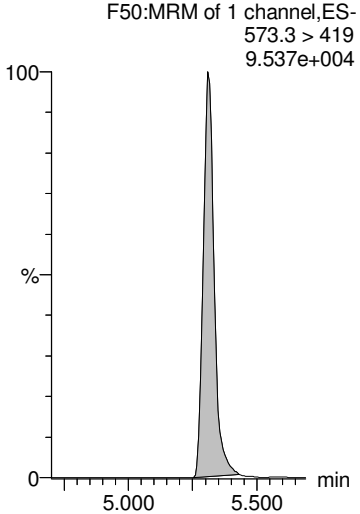

d3-N-MeFOSAA

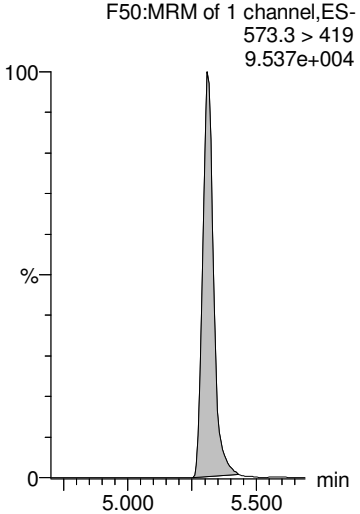

13C2-PFDoA

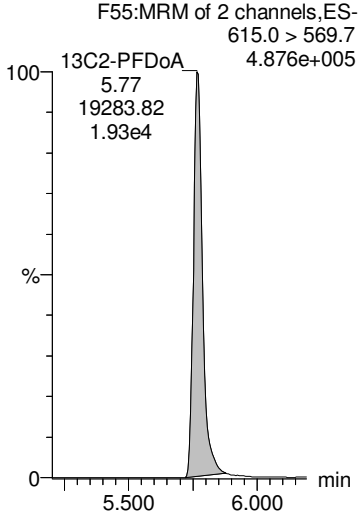

13C2-PFTeDA

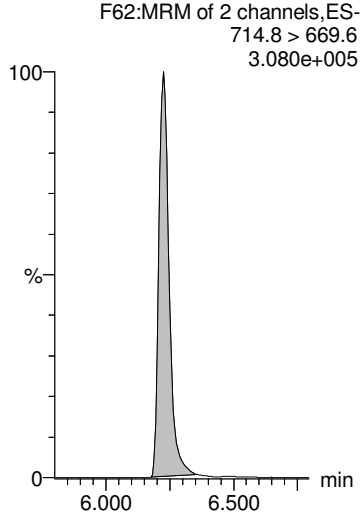

AD 9/26/2018

Dataset: Z:\Projects\PFAS.PRO\Results\180925M1\180925M1-50.qld

MMM 9/26/2018

Last Altered: Wednesday, September 26, 2018 14:37:06 Pacific Daylight Time
Printed: Wednesday, September 26, 2018 14:37:48 Pacific Daylight Time

Name: 180925M1_50, Date: 25-Sep-2018, Time: 22:02:18, ID: 1802887-05 SW1808301600GC 0.23779, Description: SW1808301600GC

L-EtFOSAA

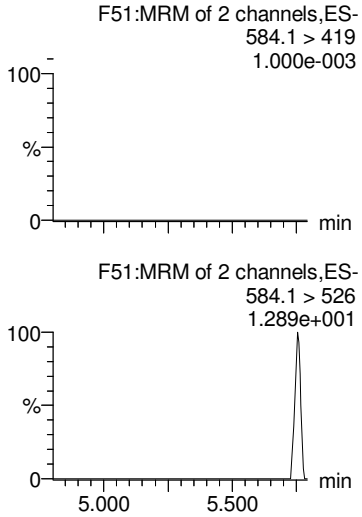

Br-ETFOSAA

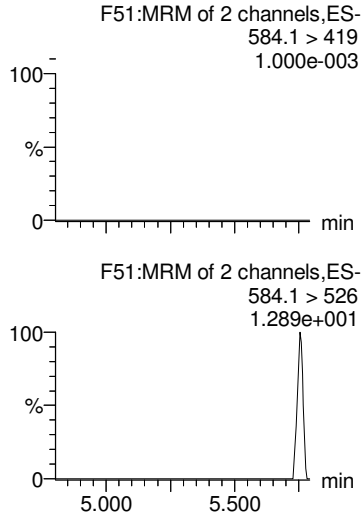

Total N-EtFOSAA

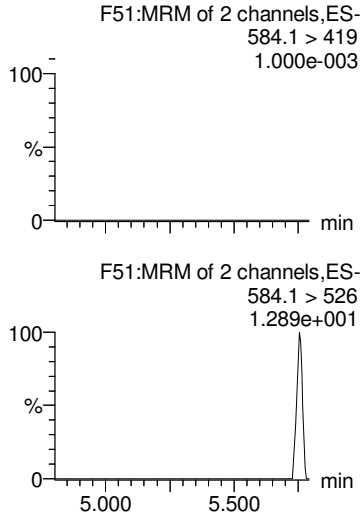

PFDoA

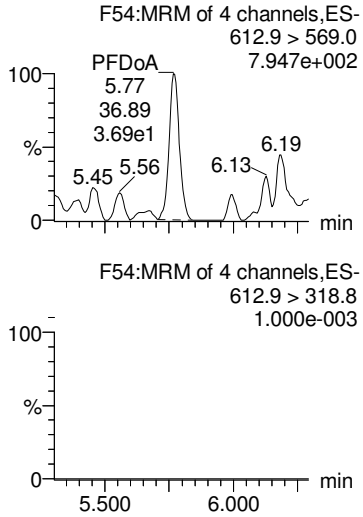

TCDA

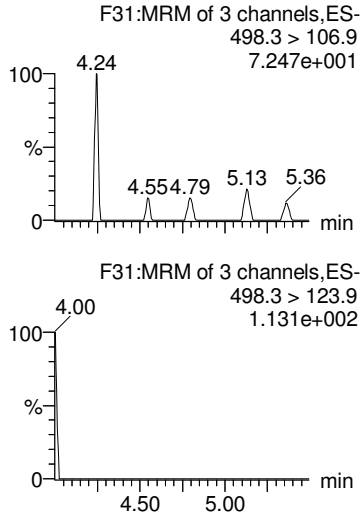

d5-N-EtFOSAA

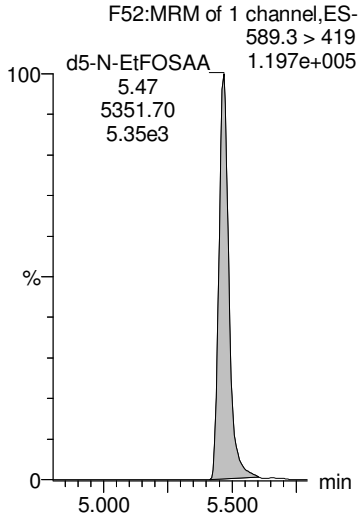

d5-N-EtFOSAA

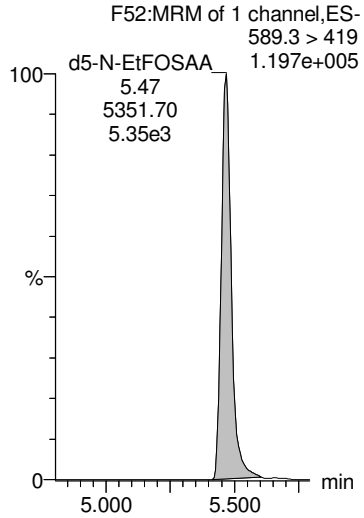

d5-N-EtFOSAA

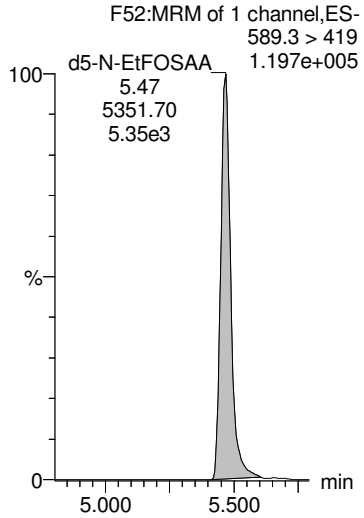

13C2-PFDoA

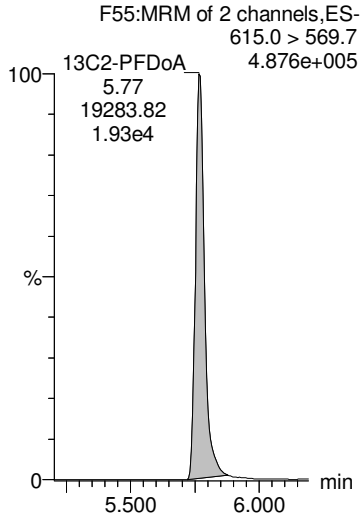

13C8-PFOS

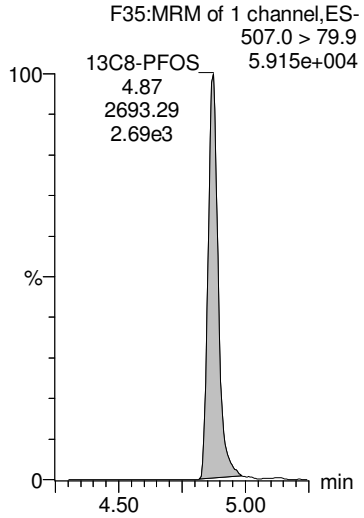

AD 9/26/2018

Dataset: Z:\Projects\PFAS.PRO\Results\180925M1\180925M1-50.qld

MMM 9/26/2018

Last Altered: Wednesday, September 26, 2018 14:37:06 Pacific Daylight Time
Printed: Wednesday, September 26, 2018 14:37:48 Pacific Daylight Time

Name: 180925M1_50, Date: 25-Sep-2018, Time: 22:02:18, ID: 1802887-05 SW1808301600GC 0.23779, Description: SW1808301600GC

13C4-PFBA

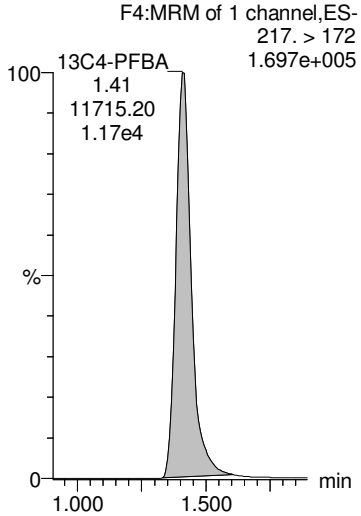

13C5-PFHxA

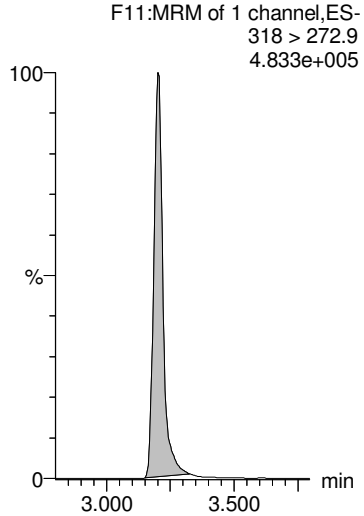

13C3-PFHxS

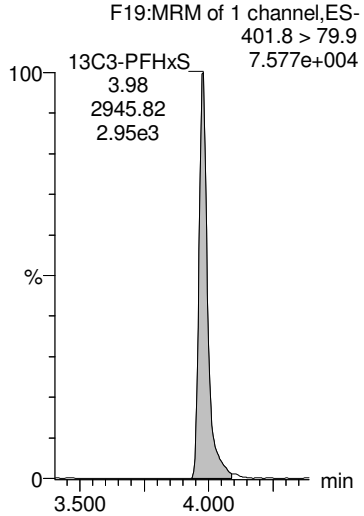

13C8-PFOA

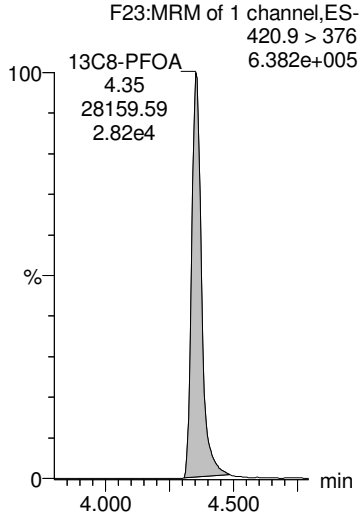

13C9-PFNA

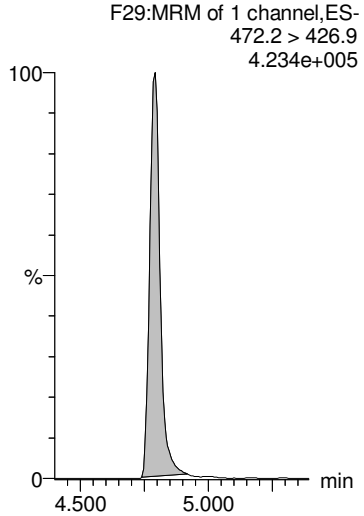

13C4-PFOS

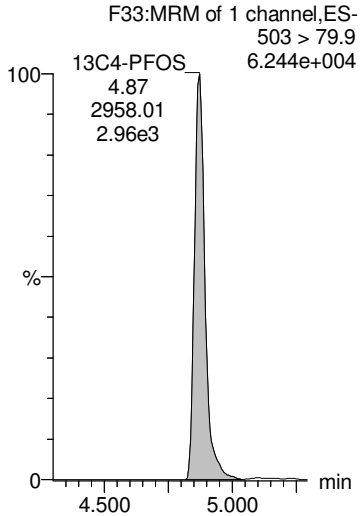

13C6-PFDA

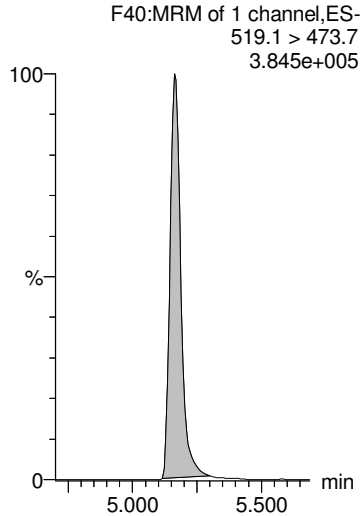

13C7-PFUdA

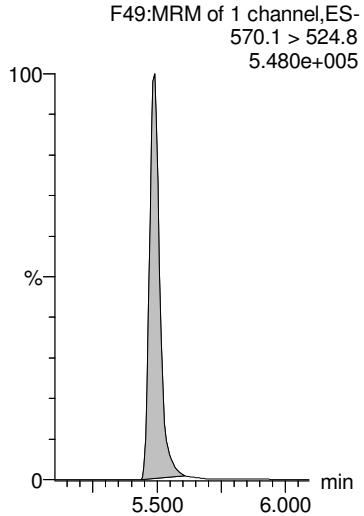

AD 9/26/2018

Dataset: Z:\Projects\PFAS.PRO\Results\180925M1\180925M1-51.qld

MMM 9/26/2018

Last Altered: Wednesday, September 26, 2018 13:02:20 Pacific Daylight Time
Printed: Wednesday, September 26, 2018 13:02:42 Pacific Daylight Time

Name: 180925M1_51, Date: 25-Sep-2018, Time: 22:12:50, ID: 1802887-06 SW1808310950GC 0.23612, Description: SW1808310950GC

	#	Name	Trace	Area	IS Area	Wt/Vol	RRF	RT	Response	Conc.	%Rec	Ion Ratio	Ratio Out?
1	1	PFBA	213.0 > 168.8	3.89e3	7.21e3	0.236	0.000	1.42	6.75	25.0828			
2	2	PFPeA	263.1 > 218.9	9.40e3	8.28e3	0.236	0.000	2.41	14.2	59.4386			
3	3	PFBS	299.0 > 79.7	1.22e2	1.52e3	0.236	0.000	2.70	0.998	2.3494		3.13	NO
4	4	4:2 FTS	327.2>307.2		2.52e3	0.236							
5	5	PFHxA	313 > 269	1.42e4	6.22e3	0.236	0.000	3.21	11.4	50.1974		15.0	NO
6	36	13C3-PFBA	216.1 > 171.8	7.21e3	1.03e4	0.236	0.704	1.41	8.80	50.3816	95.2		
7	37	13C3-PFPeA	266. > 221.8	8.28e3	1.73e4	0.236	0.480	2.42	6.00	46.2591	87.4		
8	38	13C3-PFBS	302. > 98.8	1.52e3	2.93e3	0.236	0.520	2.70	6.49	52.6735	99.5		
9	39	13C2-4:2 FTS	329.2>308.9	2.52e3	2.93e3	0.236	0.859	3.11	10.7	52.7296	99.6		
10	40	13C2-PFHxA	315 > 270	6.22e3	1.73e4	0.236	0.901	3.20	4.50	19.1239	90.3		
11	-1												
12	7	PFHpA	363.0 > 318.9	3.92e3	9.21e3	0.236	0.000	3.83	5.32	19.3166		10.8	NO
13	6	PFPeS	349.1>80.1	1.38e2	1.52e3	0.236	0.000	3.40	1.13	3.3794		1.85	NO
14	8	L-PFHxS	398.9 > 79.6	3.98e3	1.26e3	0.236	0.000	3.98	39.4	93.2116		1.63	NO
15	9	Br-PFHxS	398.9 > 79.6	5.51e2	1.26e3	0.236	0.000	3.85	5.45	12.9224		2.61	YES
16	68	Total PFHxS	398.9 > 79.6	4.53e3	1.26e3	0.236			44.8	106.1340			
17	41	13C4-PFHpA	367.2 > 321.8	9.21e3	1.73e4	0.236	0.534	3.83	6.67	53.5696	101.2		
18	38	13C3-PFBS	302. > 98.8	1.52e3	2.93e3	0.236	0.520	2.70	6.49	52.6735	99.5		
19	42	18O2-PFHxS	403.0 > 102.6	1.26e3	2.93e3	0.236	0.430	3.98	5.38	52.1559	98.5		
20	42	18O2-PFHxS	403.0 > 102.6	1.26e3	2.93e3	0.236	0.430	3.98	5.38	52.1559	98.5		
21	42	18O2-PFHxS	403.0 > 102.6	1.26e3	2.93e3	0.236	0.430	3.98	5.38	52.1559	98.5		
22	-1												
23	10	6:2 FTS	427.1 > 407	6.76e2	2.68e3	0.236	0.000	4.30	3.15	9.2033		3.32	NO
24	13	PFHpS	449 > 80.0	1.93e2	3.35e3	0.236	0.000	4.46	0.719	3.8948		2.79	YES
25	11	L-PFOA	412.8 > 368.9	1.31e4	1.34e4	0.236	0.000	4.36	12.2	30.1506		3.29	NO
26	12	Br-PFOA	412.8 > 368.9	8.50e2	1.34e4	0.236	0.000	4.23	0.791	1.7769		2.00	NO
27	69	Total PFOA	412.8 > 368.9	1.39e4	1.34e4	0.236			13.0	31.9275			
28	43	13C2-6:2 FTS	429.1 > 408.9	2.68e3	3.12e3	0.236	0.861	4.30	10.8	49.8839	94.2		
29	44	13C2-PFOA	414.9 > 369.7	1.34e4	2.46e4	0.236	0.545	4.36	6.82	51.0517	96.4		
30	44	13C2-PFOA	414.9 > 369.7	1.34e4	2.46e4	0.236	0.545	4.36	6.82	51.0517	96.4		
31	44	13C2-PFOA	414.9 > 369.7	1.34e4	2.46e4	0.236	0.545	4.36	6.82	51.0517	96.4		
32	44	13C2-PFOA	414.9 > 369.7	1.34e4	2.46e4	0.236	0.545	4.36	6.82	51.0517	96.4		
33	-1												
34	14	PFNA	463.0 > 418.8	2.43e2	1.56e4	0.236	0.000	4.79	0.195	0.7766		3.19	NO
35	15	PFOSA	497.9 > 77.9		3.06e3	0.236							
36	16	L-PFOS	498.9 > 79.9	2.40e3	3.35e3	0.236	0.000	4.87	8.96	38.2767		1.55	NO
37	17	Br-PFOS	498.9 > 79.9	2.81e3	3.35e3	0.236	0.000	4.72	10.5	44.7616		3.77	NO

AD 9/26/2018

Dataset: Z:\Projects\PFAS.PRO\Results\180925M1\180925M1-51.qld

MMM 9/26/2018

Last Altered: Wednesday, September 26, 2018 13:02:20 Pacific Daylight Time
Printed: Wednesday, September 26, 2018 13:02:42 Pacific Daylight Time

Name: 180925M1_51, Date: 25-Sep-2018, Time: 22:12:50, ID: 1802887-06 SW1808310950GC 0.23612, Description: SW1808310950GC

	#	Name	Trace	Area	IS Area	Wt/Vol	RRF	RT	Response	Conc.	%Rec	Ion Ratio	Ratio Out?
38	70	Total PFOS	498.9 > 79.9	5.21e3	3.35e3	0.236			19.4	83.0382			
39	45	13C5-PFNA	468.2 > 422.9	1.56e4	1.77e4	0.236	0.880	4.79	11.0	47.0529	88.9		
40	46	13C8-PFOSA	506.1 > 77.7	3.06e3	2.25e4	0.236	0.136	4.85	1.70	34.3521	64.9		
41	47	13C8-PFOS	507.0 > 79.9	3.35e3	3.12e3	0.236	1.07	4.87	13.4	54.0175	102.0		
42	47	13C8-PFOS	507.0 > 79.9	3.35e3	3.12e3	0.236	1.07	4.87	13.4	54.0175	102.0		
43	47	13C8-PFOS	507.0 > 79.9	3.35e3	3.12e3	0.236	1.07	4.87	13.4	54.0175	102.0		
44	-1												
45	18	PFDA	513 > 468.8		1.36e4	0.236							
46	19	8:2 FTS	527 > 506.9		2.45e3	0.236							
47	20	PFNS	549.1 > 80.1		3.35e3	0.236							
48	26	PFDS	598.8 > 79.9		3.35e3	0.236							
49	25	PFUdA	563.0 > 518.9	5.96e1	1.85e4	0.236	0.000	5.49	0.0404	0.0576		13.0	YES
50	48	13C2-PFDA	515.1 > 469.9	1.36e4	1.58e4	0.236	0.864	5.17	10.8	42.8099	80.9		
51	49	13C2-8:2 FTS	529.1 > 508.7	2.45e3	3.12e3	0.236	0.785	5.14	9.82	56.9918	107.7		
52	47	13C8-PFOS	507.0 > 79.9	3.35e3	3.12e3	0.236	1.07	4.87	13.4	54.0175	102.0		
53	47	13C8-PFOS	507.0 > 79.9	3.35e3	3.12e3	0.236	1.07	4.87	13.4	54.0175	102.0		
54	51	13C2-PFUdA	565 > 519.8	1.85e4	2.25e4	0.236	0.822	5.49	10.3	45.0265	85.1		
55	-1												
56	21	L-MeFOSAA	570 > 419		4.53e3	0.236							
57	22	Br-MeFOSAA	570. > 419		4.53e3	0.236							
58	71	Total N-MeFOSAA	570. > 419	0.00e0	4.53e3	0.236			0.000				
59	29	PFTrDA	662.9 > 618.9		1.82e4	0.236							
60	30	PFTeDA	712.8 > 669.0		1.31e4	0.236							
61	50	d3-N-MeFOSAA	573.3 > 419	4.53e3	2.25e4	0.236	0.202	5.31	2.52	43.5023	82.2		
62	50	d3-N-MeFOSAA	573.3 > 419	4.53e3	2.25e4	0.236	0.202	5.31	2.52	43.5023	82.2		
63	50	d3-N-MeFOSAA	573.3 > 419	4.53e3	2.25e4	0.236	0.202	5.31	2.52	43.5023	82.2		
64	53	13C2-PFDoA	615.0 > 569.7	1.82e4	1.58e4	0.236	1.15	5.77	14.4	47.3362	89.4		
65	55	13C2-PFTeDA	714.8 > 669.6	1.31e4	2.25e4	0.236	0.582	6.23	7.28	48.6218	91.8		
66	-1												
67	23	L-EtFOSAA	584.1 > 419		5.38e3	0.236							
68	24	Br-ETFOSAA	584.1 > 419		5.38e3	0.236							
69	72	Total N-EtFOSAA	584.1 > 419	0.00e0	5.38e3	0.236			0.000				
70	27	PFDoA	612.9 > 569.0	2.86e1	1.82e4	0.236	0.000	5.76	0.0197			36.7	YES
71	73	TCDA	498.3>106.9			0.236							
72	52	d5-N-EtFOSAA	589.3 > 419	5.38e3	2.25e4	0.236	0.240	5.47	2.99	45.8422	86.6		
73	52	d5-N-EtFOSAA	589.3 > 419	5.38e3	2.25e4	0.236	0.240	5.47	2.99	45.8422	86.6		
74	52	d5-N-EtFOSAA	589.3 > 419	5.38e3	2.25e4	0.236	0.240	5.47	2.99	45.8422	86.6		

AD 9/26/2018

Dataset: Z:\Projects\PFAS.PRO\Results\180925M1\180925M1-51.qld

MMM 9/26/2018

Last Altered: Wednesday, September 26, 2018 13:02:20 Pacific Daylight Time
Printed: Wednesday, September 26, 2018 13:02:42 Pacific Daylight Time

Name: 180925M1_51, Date: 25-Sep-2018, Time: 22:12:50, ID: 1802887-06 SW1808310950GC 0.23612, Description: SW1808310950GC

	#	Name	Trace	Area	IS Area	Wt/Vol	RRF	RT	Response	Conc.	%Rec	Ion Ratio	Ratio Out?
75	53	13C2-PFDoA	615.0 > 569.7	1.82e4	1.58e4	0.236	1.15	5.77	14.4	47.3362	89.4		
76	47	13C8-PFOS	507.0 > 79.9	3.35e3	3.12e3	0.236	1.07	4.87	13.4	54.0175	102.0		
77	-1												
78	60	13C4-PFBA	217. > 172	1.03e4	1.03e4	0.236	1.00	1.41	12.5	52.9392	100.0		
79	61	13C5-PFHxA	318 > 272.9	1.73e4	1.73e4	0.236	1.00	3.21	12.5	52.9392	100.0		
80	62	13C3-PFHxS	401.8 > 79.9	2.93e3	2.93e3	0.236	1.00	3.98	12.5	52.9392	100.0		
81	63	13C8-PFOA	420.9 > 376	2.46e4	2.46e4	0.236	1.00	4.35	12.5	52.9392	100.0		
82	64	13C9-PFNA	472.2 > 426.9	1.77e4	1.77e4	0.236	1.00	4.79	12.5	52.9392	100.0		
83	65	13C4-PFOS	503 > 79.9	3.12e3	3.12e3	0.236	1.00	4.87	12.5	52.9392	100.0		
84	66	13C6-PFDA	519.1 > 473.7	1.58e4	1.58e4	0.236	1.00	5.17	12.5	52.9392	100.0		
85	67	13C7-PFUdA	570.1 > 524.8	2.25e4	2.25e4	0.236	1.00	5.49	12.5	52.9392	100.0		

AD 9/26/2018

Dataset: Z:\Projects\PFAS.PRO\Results\180925M1\180925M1-51.qld MMM 9/26/2018

Last Altered: Wednesday, September 26, 2018 13:02:20 Pacific Daylight Time
Printed: Wednesday, September 26, 2018 13:02:42 Pacific Daylight Time

Method: Z:\Projects\PFAS.PRO\MethDB\PFAS_FULL_80C_092518.mdb 26 Sep 2018 12:51:44
Calibration: Z:\Projects\PFAS.PRO\CurveDB\C18_VAL-PFAS_Q4_09-25-18.cdb 26 Sep 2018 10:07:46

Name: 180925M1_51, Date: 25-Sep-2018, Time: 22:12:50, ID: 1802887-06 SW1808310950GC 0.23612, Description: SW1808310950GC

PFBA

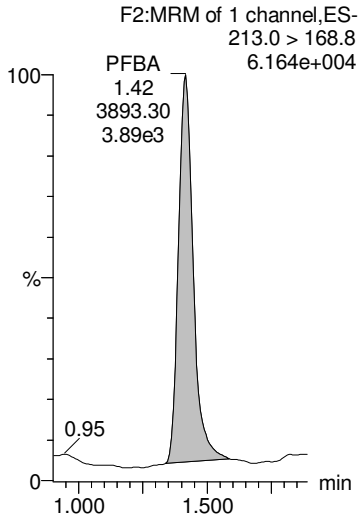

PFPeA

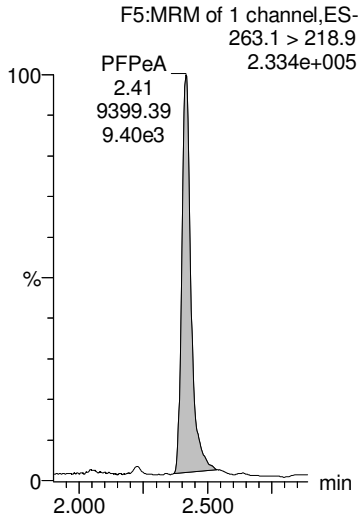

PFBS

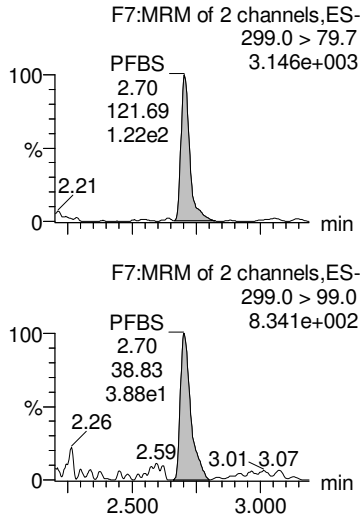

4:2 FTS

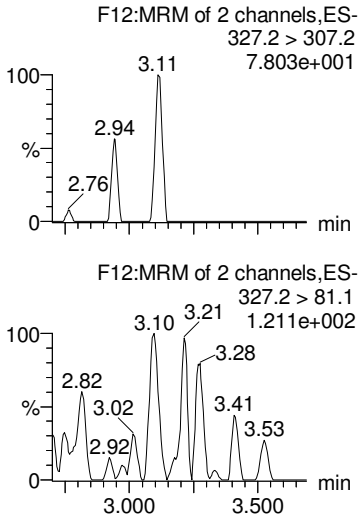

PFHxA

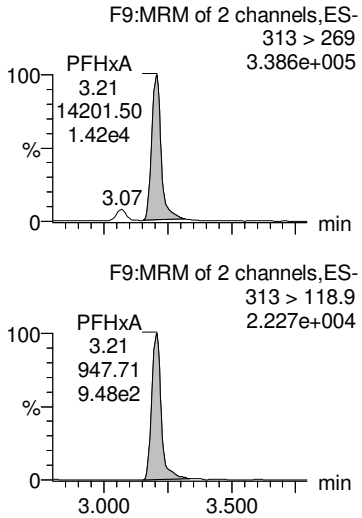

13C3-PFBA

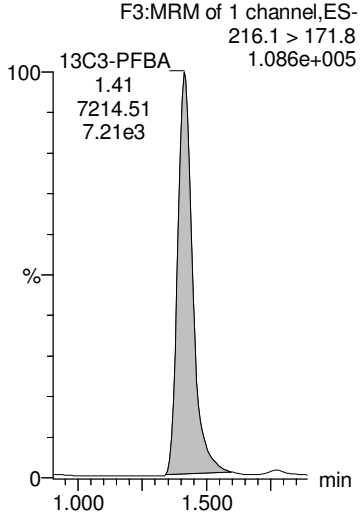

13C3-PFPeA

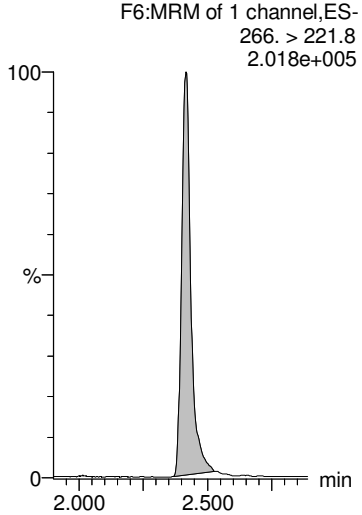

13C3-PFBS

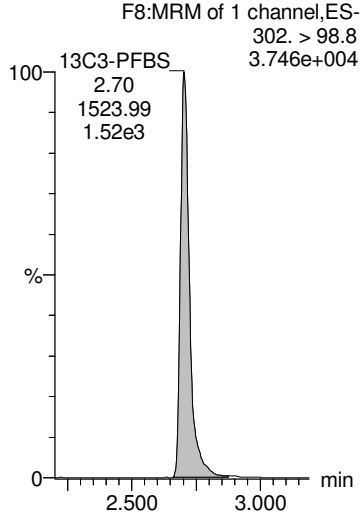

13C2-4:2 FTS

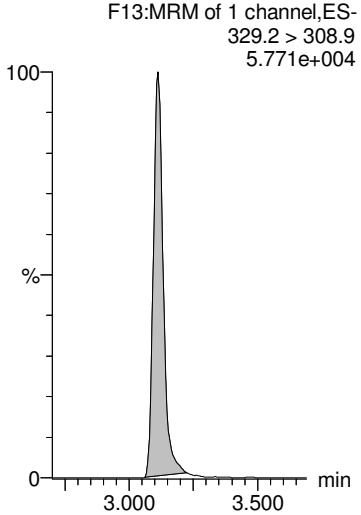

13C2-PFHxA

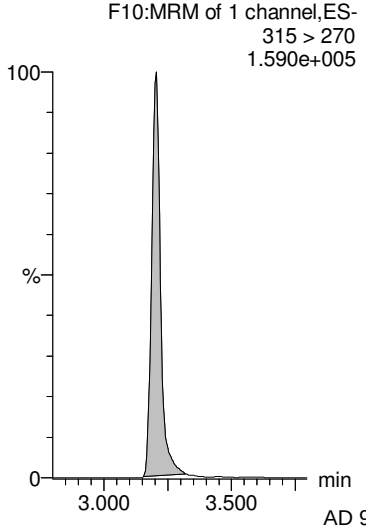

AD 9/26/2018

Dataset: Z:\Projects\PFAS.PRO\Results\180925M1\180925M1-51.qld

MMM 9/26/2018

Last Altered: Wednesday, September 26, 2018 13:02:20 Pacific Daylight Time
Printed: Wednesday, September 26, 2018 13:02:42 Pacific Daylight Time

Name: 180925M1_51, Date: 25-Sep-2018, Time: 22:12:50, ID: 1802887-06 SW1808310950GC 0.23612, Description: SW1808310950GC

PFHpA

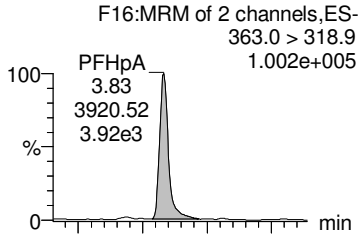

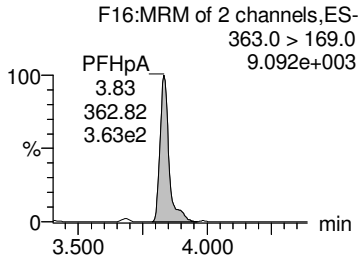

PFPeS

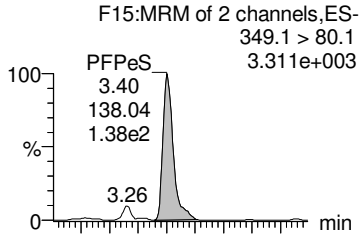

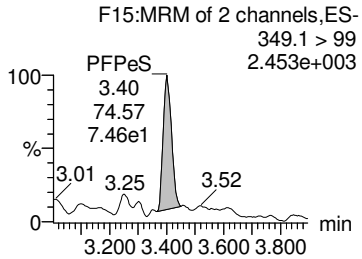

L-PFHxS

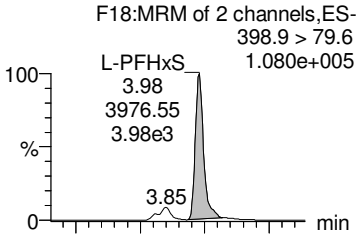

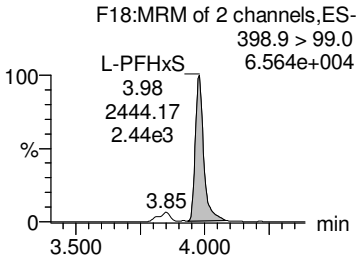

Br-PFHxS

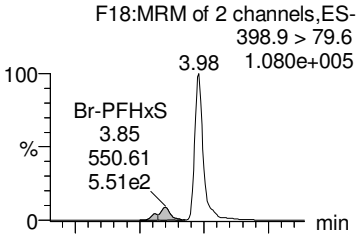

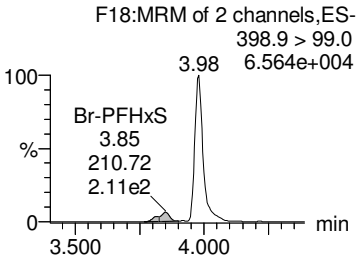

Total PFHxS

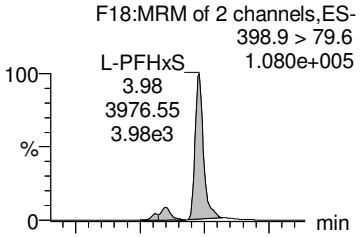

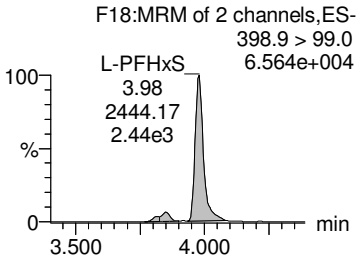

13C4-PFHpA

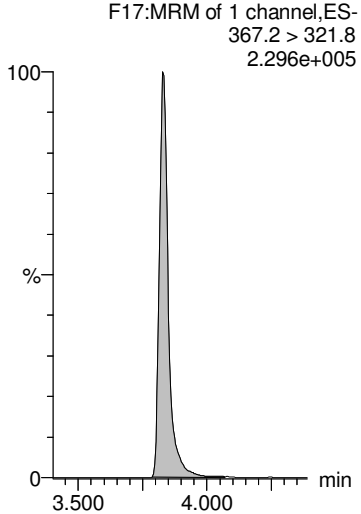

13C3-PFBS

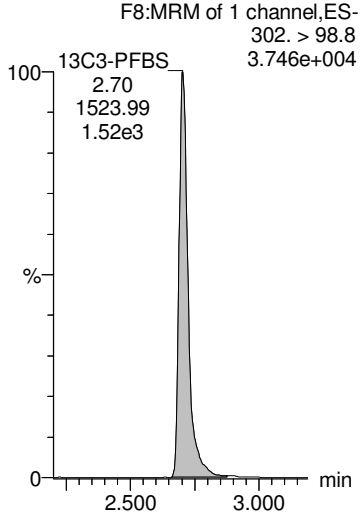

18O2-PFHxS

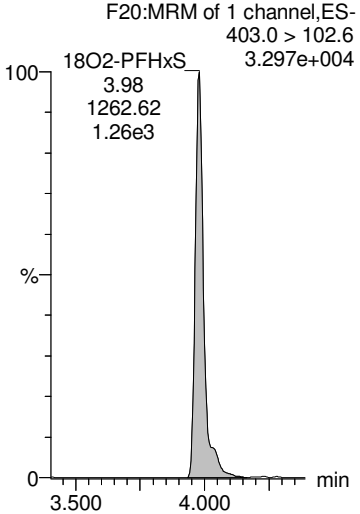

18O2-PFHxS

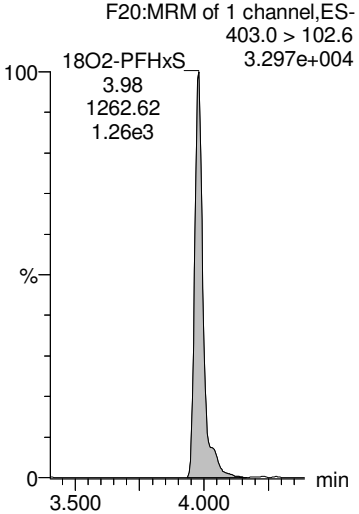

18O2-PFHxS

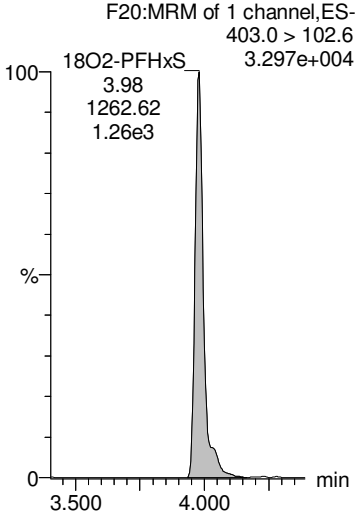

AD 9/26/2018

Dataset: Z:\Projects\PFAS.PRO\Results\180925M1\180925M1-51.qld

MMM 9/26/2018

Last Altered: Wednesday, September 26, 2018 13:02:20 Pacific Daylight Time
Printed: Wednesday, September 26, 2018 13:02:42 Pacific Daylight Time

Name: 180925M1_51, Date: 25-Sep-2018, Time: 22:12:50, ID: 1802887-06 SW1808310950GC 0.23612, Description: SW1808310950GC

6:2 FTS

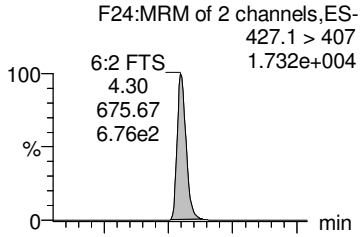

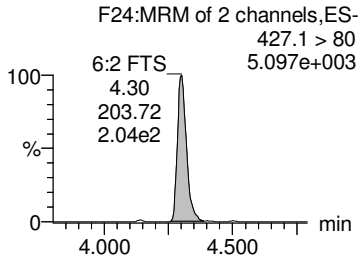

PFHpS

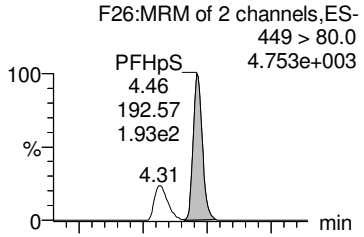

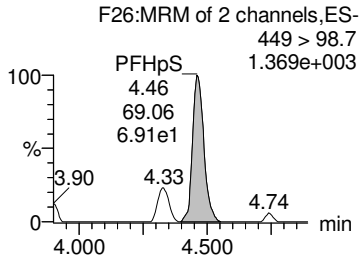

L-PFOA

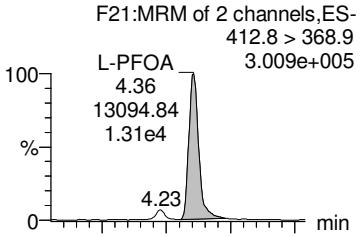

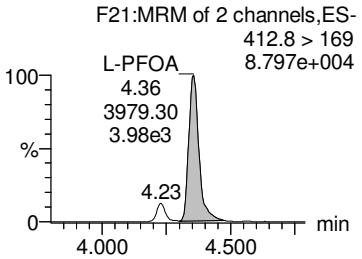

Br-PFOA

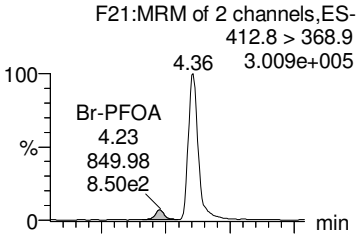

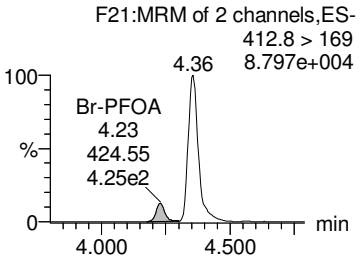

Total PFOA

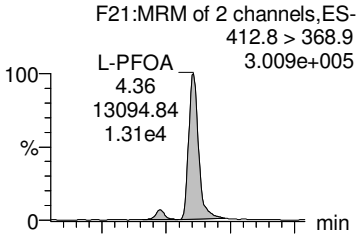

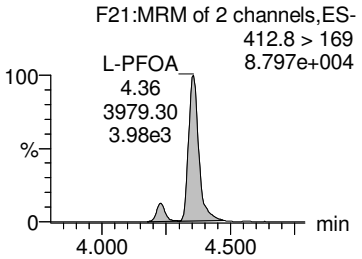

13C2-6:2 FTS

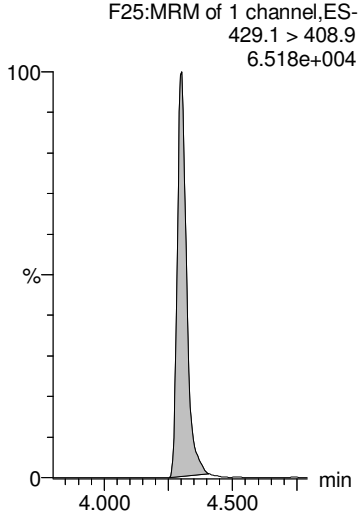

13C2-PFOA

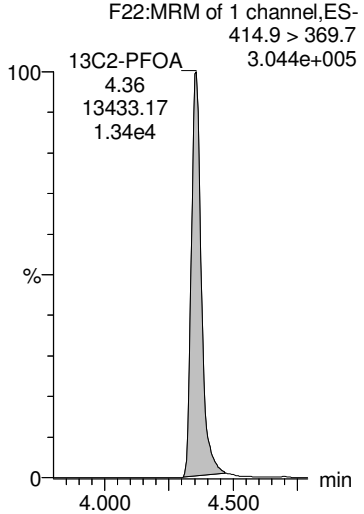

13C2-PFOA

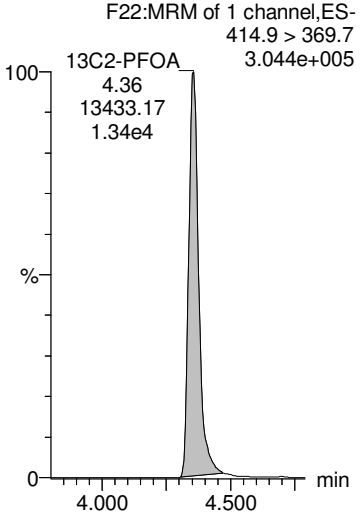

13C2-PFOA

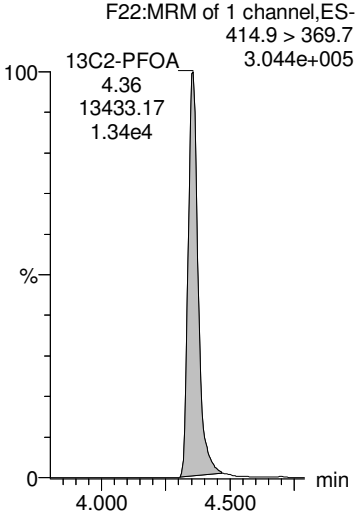

13C2-PFOA

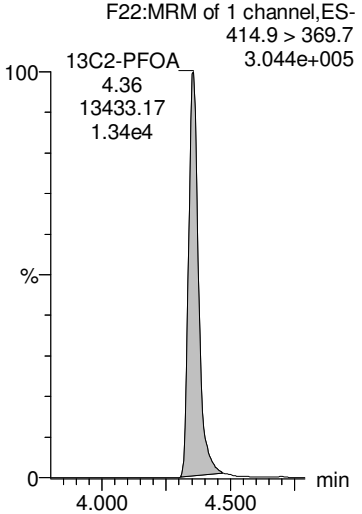

AD 9/26/2018

Dataset: Z:\Projects\PFAS.PRO\Results\180925M1\180925M1-51.qld

MMM 9/26/2018

Last Altered: Wednesday, September 26, 2018 13:02:20 Pacific Daylight Time
Printed: Wednesday, September 26, 2018 13:02:42 Pacific Daylight Time

Name: 180925M1_51, Date: 25-Sep-2018, Time: 22:12:50, ID: 1802887-06 SW1808310950GC 0.23612, Description: SW1808310950GC

PFNA

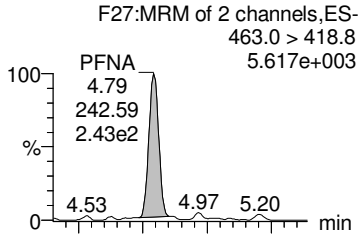

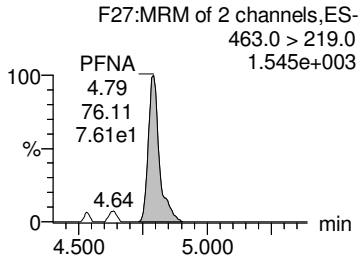

PFOSA

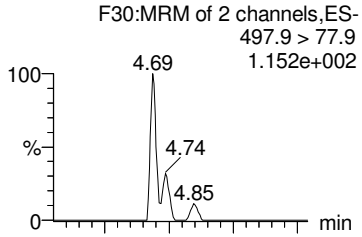

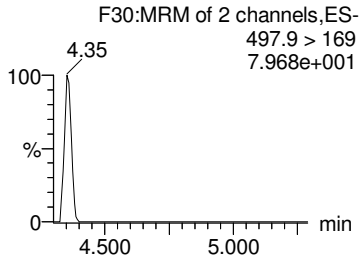

L-PFOS

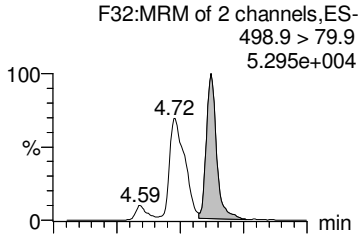

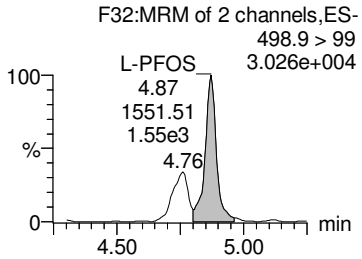

Br-PFOS

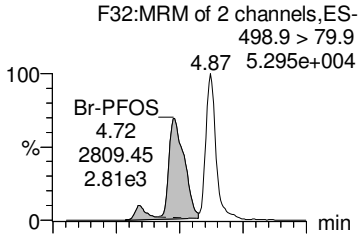

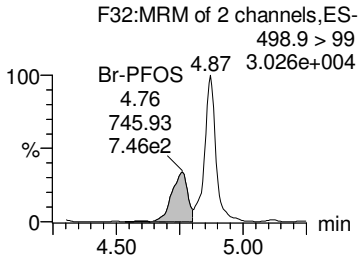

Total PFOS

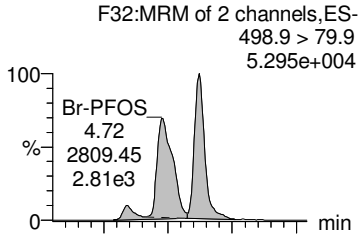

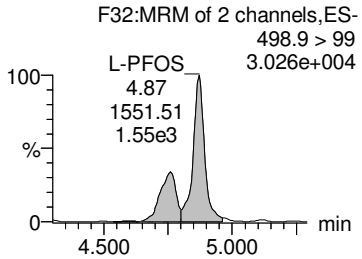

13C5-PFNA

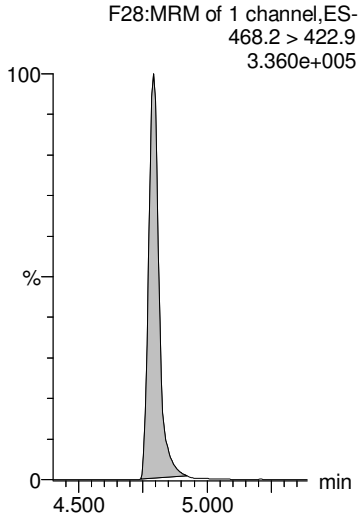

13C8-PFOSA

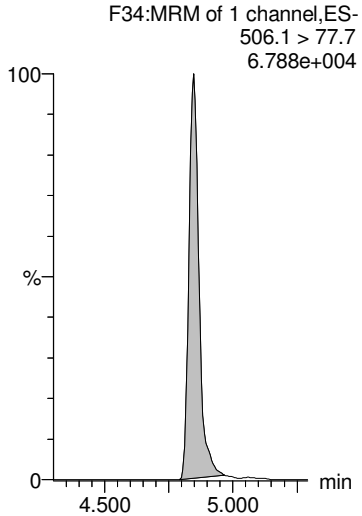

13C8-PFOS

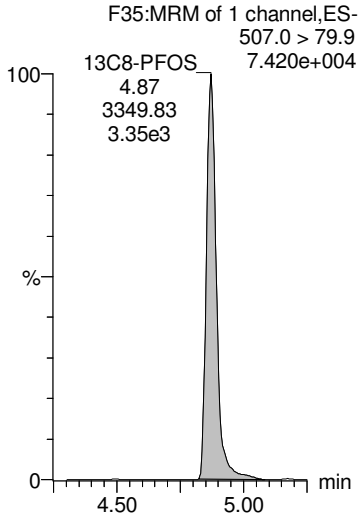

13C8-PFOS

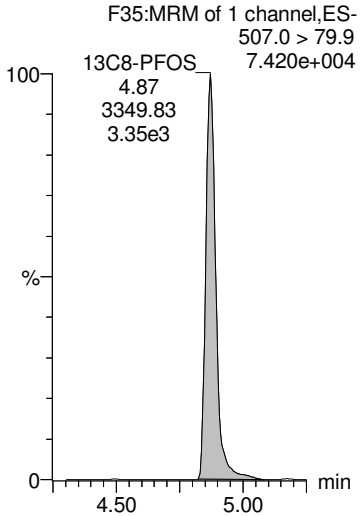

13C8-PFOS

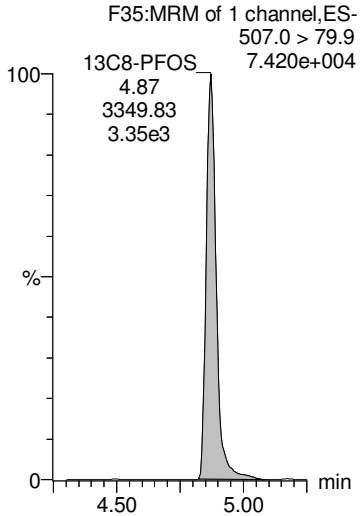

AD 9/26/2018

Dataset: Z:\Projects\PFAS.PRO\Results\180925M1\180925M1-51.qld

MMM 9/26/2018

Last Altered: Wednesday, September 26, 2018 13:02:20 Pacific Daylight Time
Printed: Wednesday, September 26, 2018 13:02:42 Pacific Daylight Time

Name: 180925M1_51, Date: 25-Sep-2018, Time: 22:12:50, ID: 1802887-06 SW1808310950GC 0.23612, Description: SW1808310950GC

PFDA

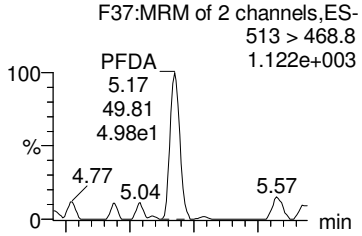

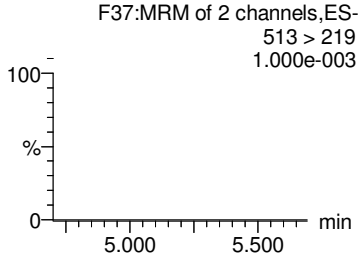

8:2 FTS

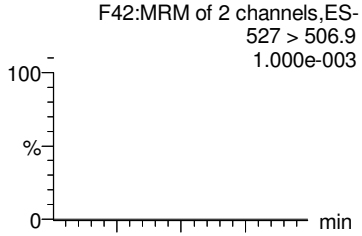

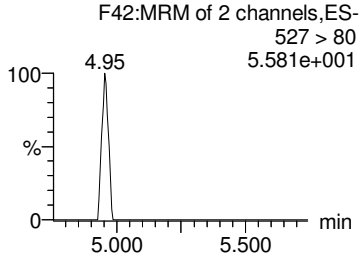

PFNS

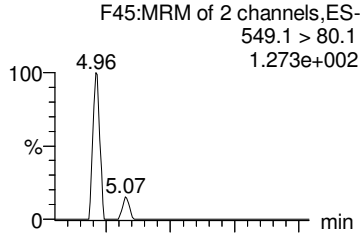

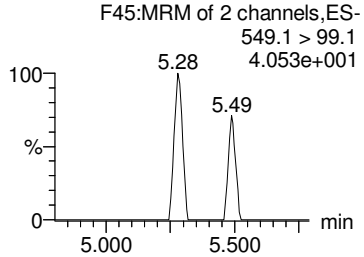

PFDS

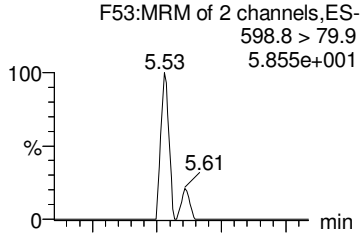

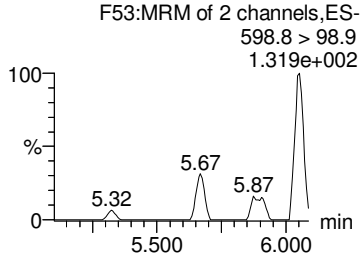

PFUdA

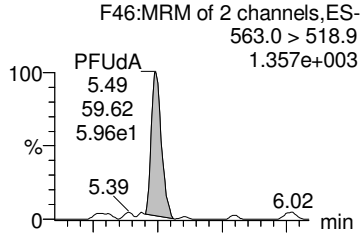

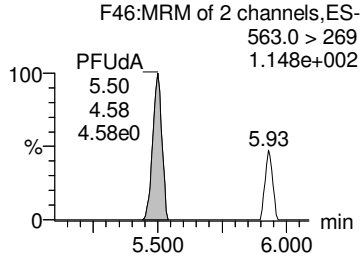

13C2-PFDA

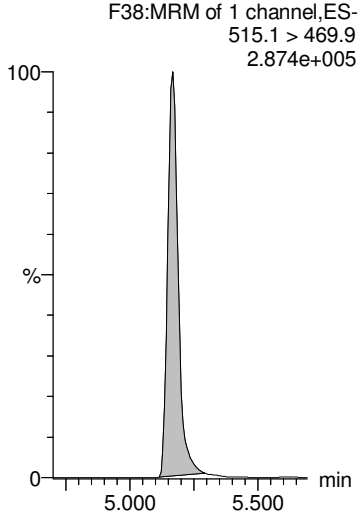

13C2-8:2 FTS

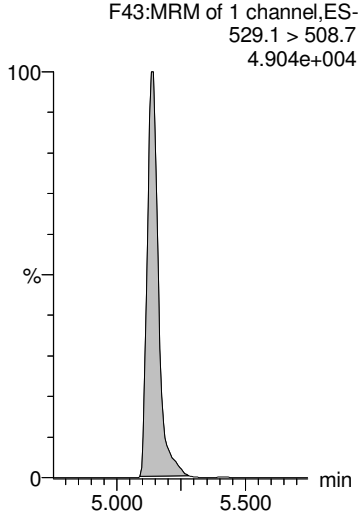

13C8-PFOS

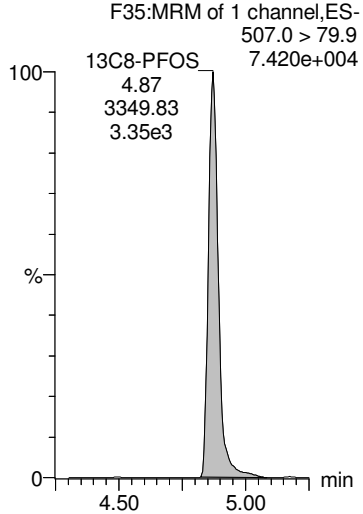

13C8-PFOS

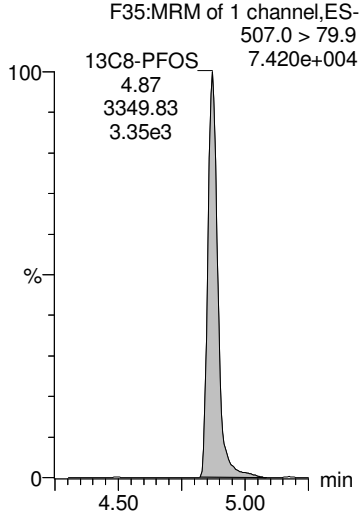

13C2-PFUdA

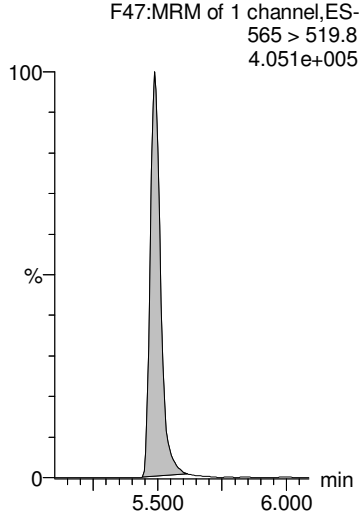

AD 9/26/2018

Dataset: Z:\Projects\PFAS.PRO\Results\180925M1\180925M1-51.qld

MMM 9/26/2018

Last Altered: Wednesday, September 26, 2018 13:02:20 Pacific Daylight Time
Printed: Wednesday, September 26, 2018 13:02:42 Pacific Daylight Time

Name: 180925M1_51, Date: 25-Sep-2018, Time: 22:12:50, ID: 1802887-06 SW1808310950GC 0.23612, Description: SW1808310950GC

L-MeFOSAA

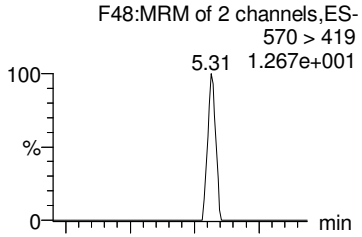

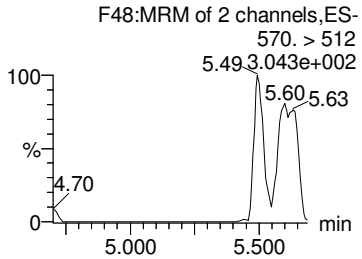

Br-MeFOSAA

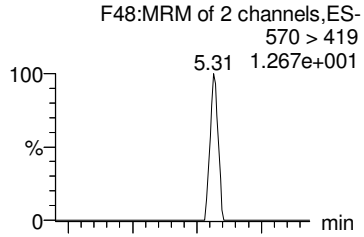

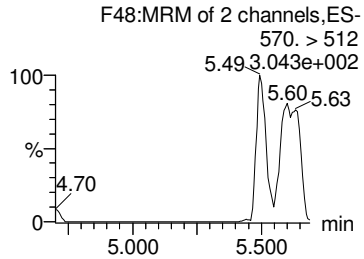

Total N-MeFOSAA

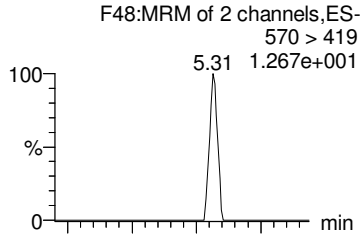

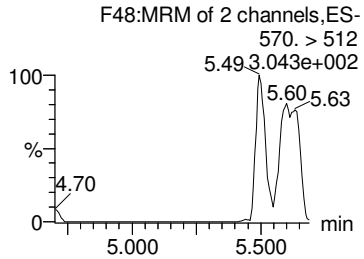

PFTrDA

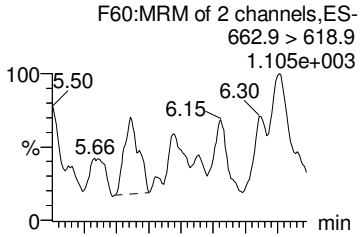

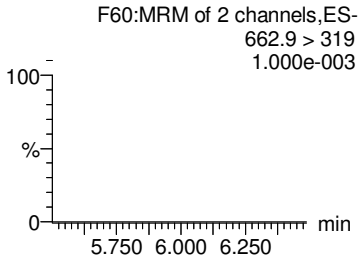

PFTeDA

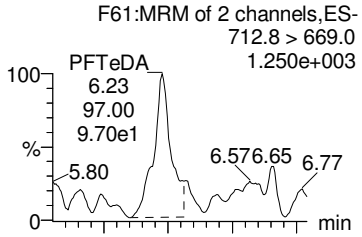

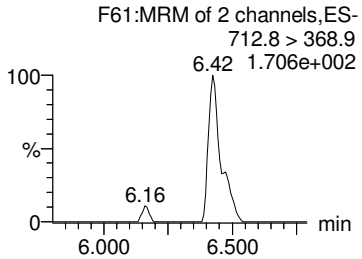

d3-N-MeFOSAA

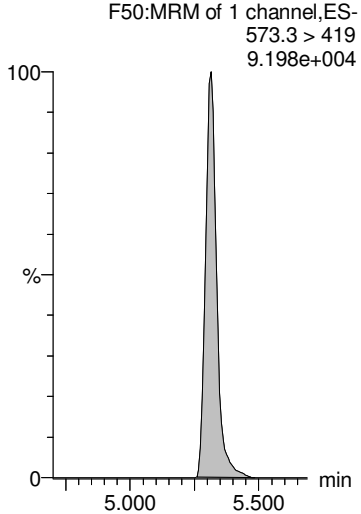

d3-N-MeFOSAA

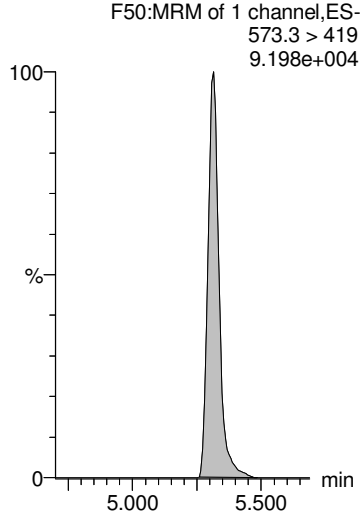

d3-N-MeFOSAA

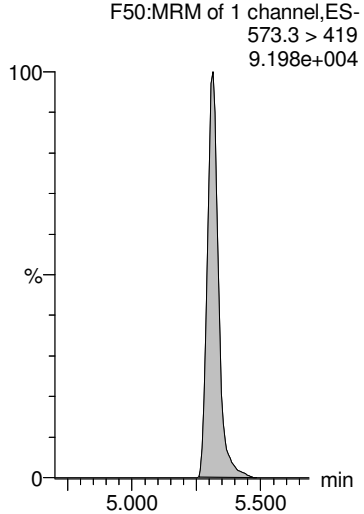

13C2-PFDoA

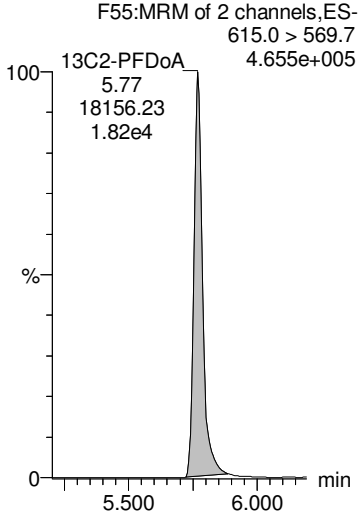

13C2-PFTeDA

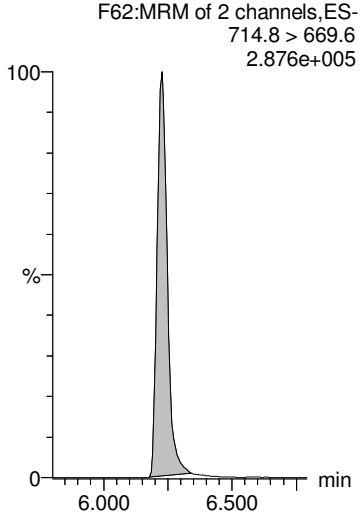

AD 9/26/2018

Dataset: Z:\Projects\PFAS.PRO\Results\180925M1\180925M1-51.qld MMM 9/26/2018

Last Altered: Wednesday, September 26, 2018 13:02:20 Pacific Daylight Time
Printed: Wednesday, September 26, 2018 13:02:42 Pacific Daylight Time

Name: 180925M1_51, Date: 25-Sep-2018, Time: 22:12:50, ID: 1802887-06 SW1808310950GC 0.23612, Description: SW1808310950GC

L-EtFOSAA

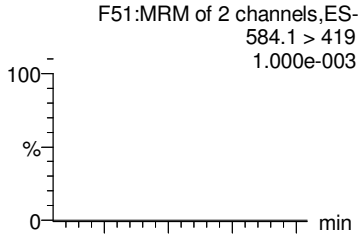

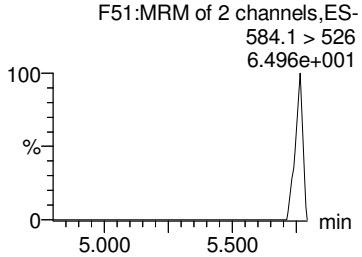

Br-ETFOSAA

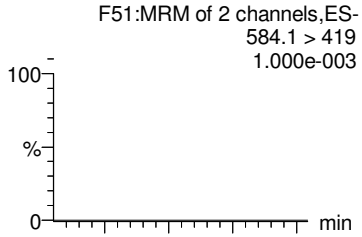

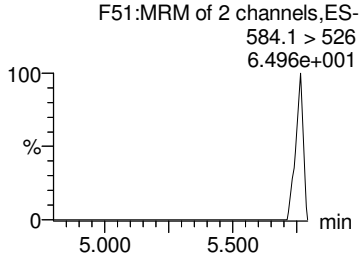

Total N-EtFOSAA

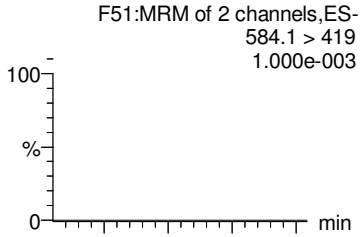

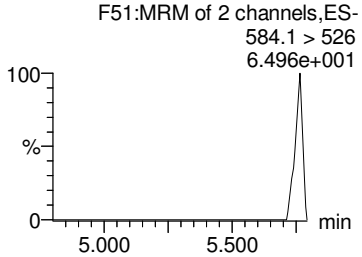

PFDoA

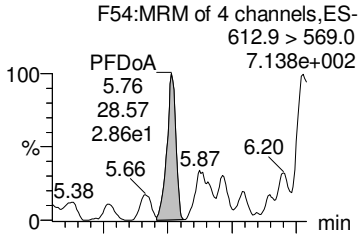

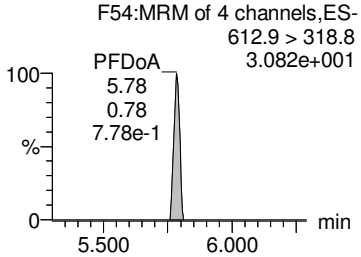

TCDA

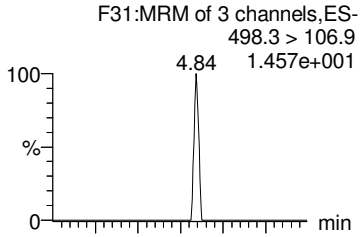

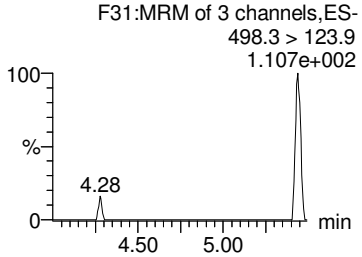

d5-N-EtFOSAA

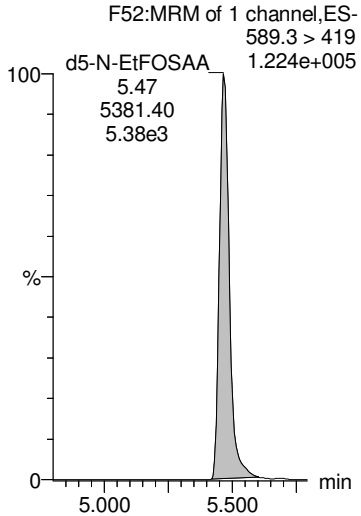

d5-N-EtFOSAA

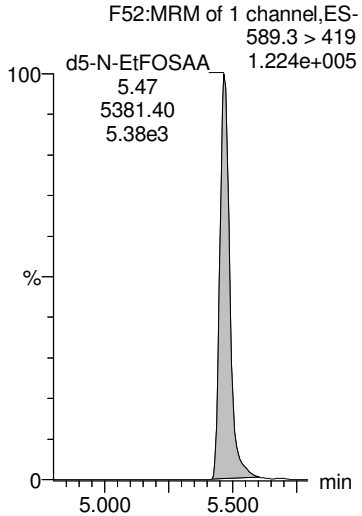

d5-N-EtFOSAA

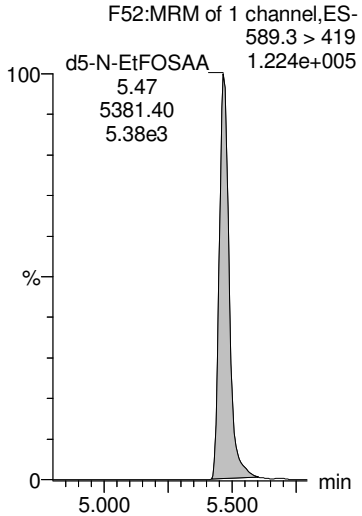

13C2-PFDoA

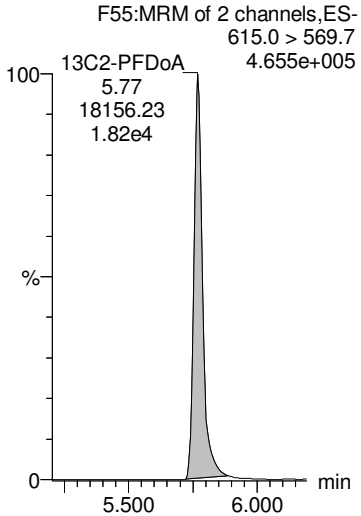

13C8-PFOS

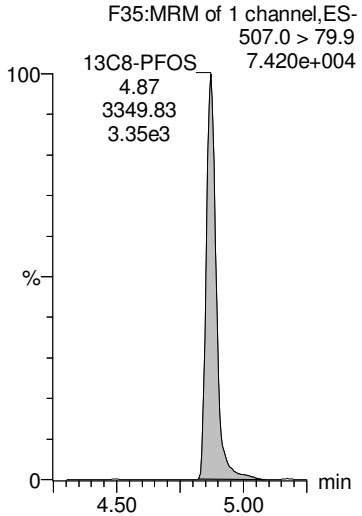

AD 9/26/2018

Dataset: Z:\Projects\PFAS.PRO\Results\180925M1\180925M1-51.qld

MMM 9/26/2018

Last Altered: Wednesday, September 26, 2018 13:02:20 Pacific Daylight Time
Printed: Wednesday, September 26, 2018 13:02:42 Pacific Daylight Time

Name: 180925M1_51, Date: 25-Sep-2018, Time: 22:12:50, ID: 1802887-06 SW1808310950GC 0.23612, Description: SW1808310950GC

13C4-PFBA

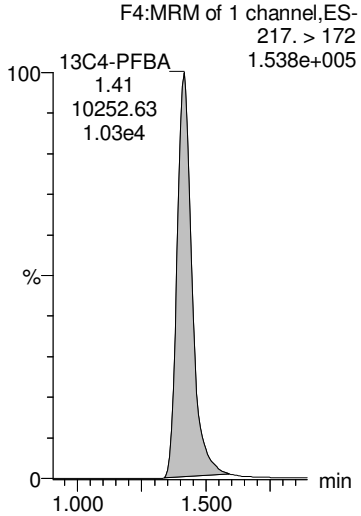

13C5-PFHxA

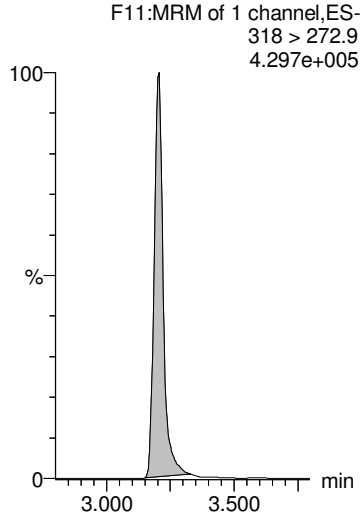

13C3-PFHxS

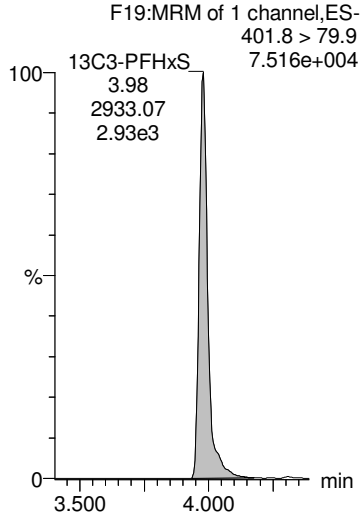

13C8-PFOA

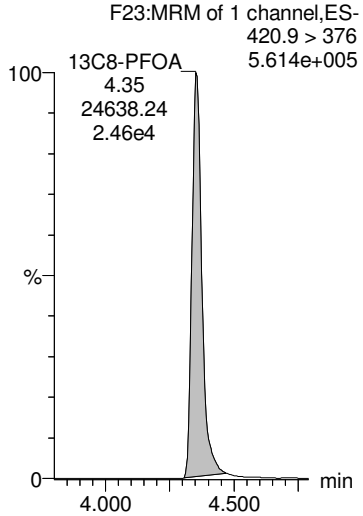

13C9-PFNA

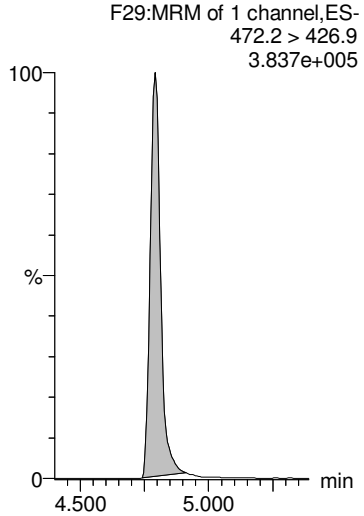

13C4-PFOS

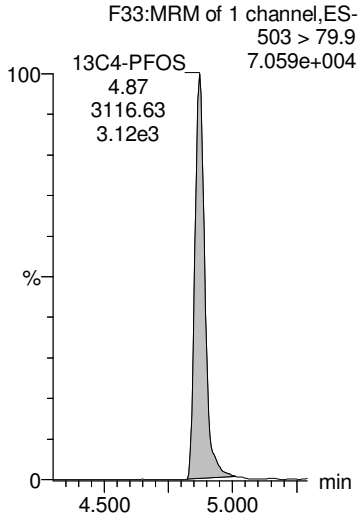

13C6-PFDA

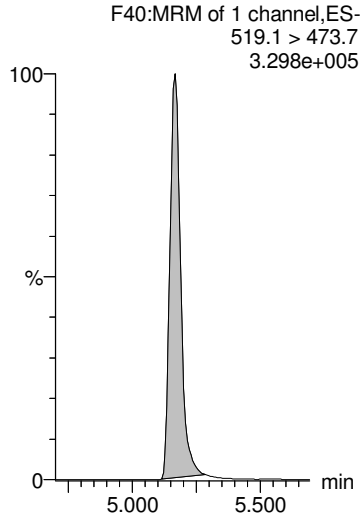

13C7-PFUdA

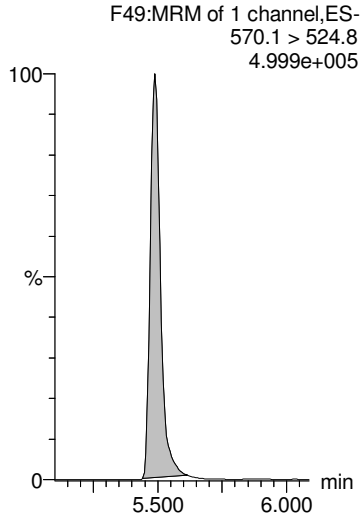

AD 9/26/2018

Dataset: Z:\Projects\PFAS.PRO\Results\180925M1\180925M1-52.qld

MMM 9/26/2018

Last Altered: Wednesday, September 26, 2018 13:04:34 Pacific Daylight Time
Printed: Wednesday, September 26, 2018 13:04:44 Pacific Daylight Time

Name: 180925M1_52, Date: 25-Sep-2018, Time: 22:23:29, ID: 1802887-07 FD1808310950GC 0.23475, Description: FD1808310950GC

	#	Name	Trace	Area	IS Area	Wt/Vol	RRF	RT	Response	Conc.	%Rec	Ion Ratio	Ratio Out?
1	1	PFBA	213.0 > 168.8	4.06e3	7.53e3	0.235	0.000	1.41	6.74	25.1944			
2	2	PFPeA	263.1 > 218.9	9.93e3	8.84e3	0.235	0.000	2.42	14.0	59.1220			
3	3	PFBS	299.0 > 79.7	1.19e2	1.53e3	0.235	0.000	2.70	0.976	2.3116		3.35	YES
4	4	4:2 FTS	327.2>307.2		2.57e3	0.235							
5	5	PFHxA	313 > 269	1.54e4	6.61e3	0.235	0.000	3.21	11.6	51.4545		15.2	NO
6	36	13C3-PFBA	216.1 > 171.8	7.53e3	1.07e4	0.235	0.704	1.41	8.80	50.6795	95.2		
7	37	13C3-PFPeA	266. > 221.8	8.84e3	1.83e4	0.235	0.483	2.42	6.03	46.8076	87.9		
8	38	13C3-PFBS	302. > 98.8	1.53e3	3.01e3	0.235	0.507	2.70	6.33	51.6696	97.0		
9	39	13C2-4:2 FTS	329.2>308.9	2.57e3	3.01e3	0.235	0.855	3.11	10.7	52.7801	99.1		
10	40	13C2-PFHxA	315 > 270	6.61e3	1.83e4	0.235	0.902	3.20	4.51	19.2615	90.4		
11	-1												
12	7	PFHpA	363.0 > 318.9	3.90e3	8.79e3	0.235	0.000	3.83	5.55	20.2877		10.8	NO
13	6	PFPeS	349.1>80.1	1.19e2	1.53e3	0.235	0.000	3.40	0.973	2.9531		1.52	NO
14	8	L-PFHxS	398.9 > 79.6	4.14e3	1.19e3	0.235	0.000	3.98	43.7	103.9902		1.72	NO
15	9	Br-PFHxS	398.9 > 79.6	4.82e2	1.19e3	0.235	0.000	3.85	5.09	12.1303		2.30	YES
16	68	Total PFHxS	398.9 > 79.6	4.62e3	1.19e3	0.235			48.8	116.1205			
17	41	13C4-PFHpA	367.2 > 321.8	8.79e3	1.83e4	0.235	0.480	3.83	6.00	48.4350	91.0		
18	38	13C3-PFBS	302. > 98.8	1.53e3	3.01e3	0.235	0.507	2.70	6.33	51.6696	97.0		
19	42	18O2-PFHxS	403.0 > 102.6	1.19e3	3.01e3	0.235	0.394	3.98	4.92	47.9792	90.1		
20	42	18O2-PFHxS	403.0 > 102.6	1.19e3	3.01e3	0.235	0.394	3.98	4.92	47.9792	90.1		
21	42	18O2-PFHxS	403.0 > 102.6	1.19e3	3.01e3	0.235	0.394	3.98	4.92	47.9792	90.1		
22	-1												
23	10	6:2 FTS	427.1 > 407	6.03e2	2.68e3	0.235	0.000	4.30	2.81	8.2485		3.75	NO
24	13	PFHpS	449 > 80.0	1.89e2	3.26e3	0.235	0.000	4.46	0.724	3.9467		1.72	NO
25	11	L-PFOA	412.8 > 368.9	1.28e4	1.37e4	0.235	0.000	4.36	11.7	29.1407		3.29	NO
26	12	Br-PFOA	412.8 > 368.9	8.26e2	1.37e4	0.235	0.000	4.23	0.754	1.6950		2.09	NO
27	69	Total PFOA	412.8 > 368.9	1.37e4	1.37e4	0.235			12.5	30.8358			
28	43	13C2-6:2 FTS	429.1 > 408.9	2.68e3	3.08e3	0.235	0.872	4.30	10.9	50.8093	95.4		
29	44	13C2-PFOA	414.9 > 369.7	1.37e4	2.56e4	0.235	0.534	4.36	6.68	50.3248	94.5		
30	44	13C2-PFOA	414.9 > 369.7	1.37e4	2.56e4	0.235	0.534	4.36	6.68	50.3248	94.5		
31	44	13C2-PFOA	414.9 > 369.7	1.37e4	2.56e4	0.235	0.534	4.36	6.68	50.3248	94.5		
32	44	13C2-PFOA	414.9 > 369.7	1.37e4	2.56e4	0.235	0.534	4.36	6.68	50.3248	94.5		
33	-1												
34	14	PFNA	463.0 > 418.8	3.33e2	1.61e4	0.235	0.000	4.79	0.258	1.0436		5.06	YES
35	15	PFOSA	497.9 > 77.9		2.75e3	0.235							
36	16	L-PFOS	498.9 > 79.9	2.43e3	3.26e3	0.235	0.000	4.87	9.34	40.1268		1.65	NO
37	17	Br-PFOS	498.9 > 79.9	2.91e3	3.26e3	0.235	0.000	4.73	11.2	47.9215		5.02	NO

AD 9/26/2018

Dataset: Z:\Projects\PFAS.PRO\Results\180925M1\180925M1-52.qld

MMM 9/26/2018

Last Altered: Wednesday, September 26, 2018 13:04:34 Pacific Daylight Time
Printed: Wednesday, September 26, 2018 13:04:44 Pacific Daylight Time

Name: 180925M1_52, Date: 25-Sep-2018, Time: 22:23:29, ID: 1802887-07 FD1808310950GC 0.23475, Description: FD1808310950GC

	#	Name	Trace	Area	IS Area	Wt/Vol	RRF	RT	Response	Conc.	%Rec	Ion Ratio	Ratio Out?
38	70	Total PFOS	498.9 > 79.9	5.34e3	3.26e3	0.235			20.5	88.0483			
39	45	13C5-PFNA	468.2 > 422.9	1.61e4	1.94e4	0.235	0.827	4.79	10.3	44.4918	83.6		
40	46	13C8-PFOSA	506.1 > 77.7	2.75e3	2.39e4	0.235	0.115	4.85	1.44	29.1698	54.8		
41	47	13C8-PFOS	507.0 > 79.9	3.26e3	3.08e3	0.235	1.06	4.87	13.2	53.5276	100.5		
42	47	13C8-PFOS	507.0 > 79.9	3.26e3	3.08e3	0.235	1.06	4.87	13.2	53.5276	100.5		
43	47	13C8-PFOS	507.0 > 79.9	3.26e3	3.08e3	0.235	1.06	4.87	13.2	53.5276	100.5		
44	-1												
45	18	PFDA	513 > 468.8	2.65e1	1.37e4	0.235	0.000	5.17	0.0241	0.1534		81.6	YES
46	19	8:2 FTS	527 > 506.9		2.05e3	0.235							
47	20	PFNS	549.1 > 80.1		3.26e3	0.235							
48	26	PFDS	598.8 > 79.9		3.26e3	0.235							
49	25	PFUdA	563.0 > 518.9		1.87e4	0.235							
50	48	13C2-PFDA	515.1 > 469.9	1.37e4	1.66e4	0.235	0.829	5.17	10.4	41.2944	77.6		
51	49	13C2-8:2 FTS	529.1 > 508.7	2.05e3	3.08e3	0.235	0.666	5.14	8.32	48.6170	91.3		
52	47	13C8-PFOS	507.0 > 79.9	3.26e3	3.08e3	0.235	1.06	4.87	13.2	53.5276	100.5		
53	47	13C8-PFOS	507.0 > 79.9	3.26e3	3.08e3	0.235	1.06	4.87	13.2	53.5276	100.5		
54	51	13C2-PFUdA	565 > 519.8	1.87e4	2.39e4	0.235	0.780	5.49	9.74	42.9744	80.7		
55	-1												
56	21	L-MeFOSAA	570 > 419		4.58e3	0.235							
57	22	Br-MeFOSAA	570. > 419		4.58e3	0.235							
58	71	Total N-MeFOSAA	570. > 419	0.00e0	4.58e3	0.235			0.000				
59	29	PFTrDA	662.9 > 618.9		1.76e4	0.235							
60	30	PFTeDA	712.8 > 669.0		1.26e4	0.235							
61	50	d3-N-MeFOSAA	573.3 > 419	4.58e3	2.39e4	0.235	0.192	5.31	2.39	41.5238	78.0		
62	50	d3-N-MeFOSAA	573.3 > 419	4.58e3	2.39e4	0.235	0.192	5.31	2.39	41.5238	78.0		
63	50	d3-N-MeFOSAA	573.3 > 419	4.58e3	2.39e4	0.235	0.192	5.31	2.39	41.5238	78.0		
64	53	13C2-PFDoA	615.0 > 569.7	1.76e4	1.66e4	0.235	1.06	5.77	13.3	43.8734	82.4		
65	55	13C2-PFTeDA	714.8 > 669.6	1.26e4	2.39e4	0.235	0.528	6.23	6.59	44.3067	83.2		
66	-1												
67	23	L-EtFOSAA	584.1 > 419		5.22e3	0.235							
68	24	Br-ETFOSAA	584.1 > 419		5.22e3	0.235							
69	72	Total N-EtFOSAA	584.1 > 419	0.00e0	5.22e3	0.235			0.000				
70	27	PFDoA	612.9 > 569.0		1.76e4	0.235							
71	73	TCDA	498.3>106.9			0.235							
72	52	d5-N-EtFOSAA	589.3 > 419	5.22e3	2.39e4	0.235	0.218	5.47	2.73	41.9670	78.8		
73	52	d5-N-EtFOSAA	589.3 > 419	5.22e3	2.39e4	0.235	0.218	5.47	2.73	41.9670	78.8		
74	52	d5-N-EtFOSAA	589.3 > 419	5.22e3	2.39e4	0.235	0.218	5.47	2.73	41.9670	78.8		

AD 9/26/2018

Dataset: Z:\Projects\PFAS.PRO\Results\180925M1\180925M1-52.qld

MMM 9/26/2018

Last Altered: Wednesday, September 26, 2018 13:04:34 Pacific Daylight Time
Printed: Wednesday, September 26, 2018 13:04:44 Pacific Daylight Time

Name: 180925M1_52, Date: 25-Sep-2018, Time: 22:23:29, ID: 1802887-07 FD1808310950GC 0.23475, Description: FD1808310950GC

	#	Name	Trace	Area	IS Area	Wt/Vol	RRF	RT	Response	Conc.	%Rec	Ion Ratio	Ratio Out?
75	53	13C2-PFDoA	615.0 > 569.7	1.76e4	1.66e4	0.235	1.06	5.77	13.3	43.8734	82.4		
76	47	13C8-PFOS	507.0 > 79.9	3.26e3	3.08e3	0.235	1.06	4.87	13.2	53.5276	100.5		
77	-1												
78	60	13C4-PFBA	217. > 172	1.07e4	1.07e4	0.235	1.00	1.41	12.5	53.2481	100.0		
79	61	13C5-PFHxA	318 > 272.9	1.83e4	1.83e4	0.235	1.00	3.21	12.5	53.2481	100.0		
80	62	13C3-PFHxS	401.8 > 79.9	3.01e3	3.01e3	0.235	1.00	3.98	12.5	53.2481	100.0		
81	63	13C8-PFOA	420.9 > 376	2.56e4	2.56e4	0.235	1.00	4.36	12.5	53.2481	100.0		
82	64	13C9-PFNA	472.2 > 426.9	1.94e4	1.94e4	0.235	1.00	4.79	12.5	53.2481	100.0		
83	65	13C4-PFOS	503 > 79.9	3.08e3	3.08e3	0.235	1.00	4.87	12.5	53.2481	100.0		
84	66	13C6-PFDA	519.1 > 473.7	1.66e4	1.66e4	0.235	1.00	5.17	12.5	53.2481	100.0		
85	67	13C7-PFUdA	570.1 > 524.8	2.39e4	2.39e4	0.235	1.00	5.49	12.5	53.2481	100.0		

AD 9/26/2018

Dataset: Z:\Projects\PFAS.PRO\Results\180925M1\180925M1-52.qld

MMM 9/26/2018

Last Altered: Wednesday, September 26, 2018 13:04:34 Pacific Daylight Time
Printed: Wednesday, September 26, 2018 13:04:44 Pacific Daylight Time

Method: Z:\Projects\PFAS.PRO\MethDB\PFAS_FULL_80C_092518.mdb 26 Sep 2018 12:51:44
Calibration: Z:\Projects\PFAS.PRO\CurveDB\C18_VAL-PFAS_Q4_09-25-18.cdb 26 Sep 2018 10:07:46

Name: 180925M1_52, Date: 25-Sep-2018, Time: 22:23:29, ID: 1802887-07 FD1808310950GC 0.23475, Description: FD1808310950GC

PFBA

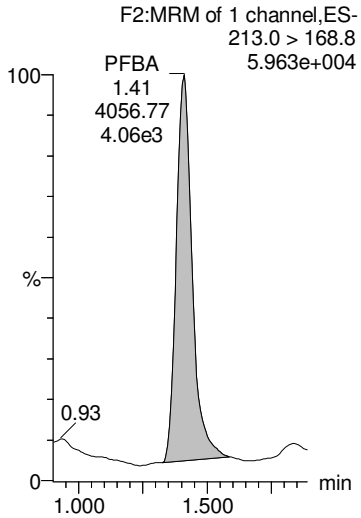

PFPeA

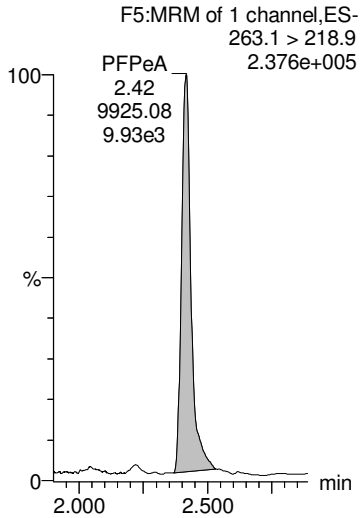

PFBS

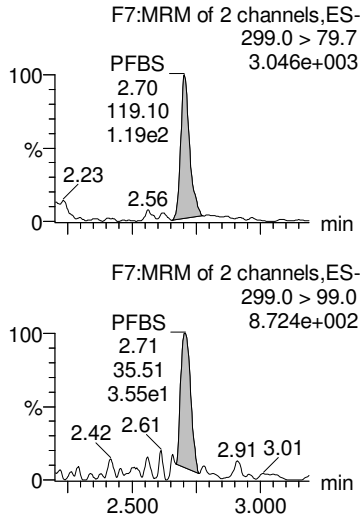

4:2 FTS

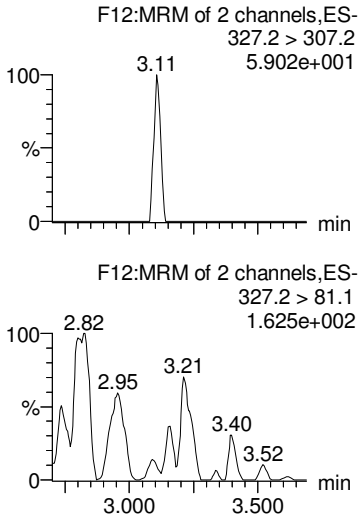

PFHxA

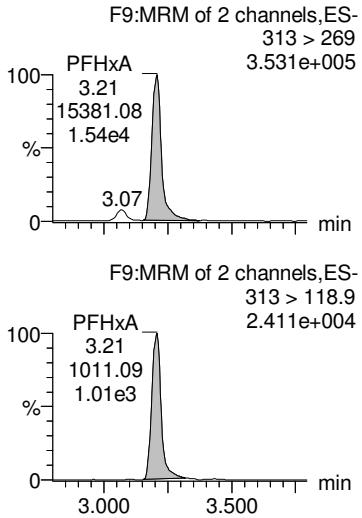

13C3-PFBA

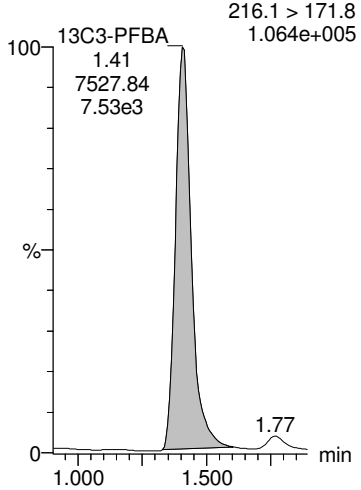

13C3-PFPeA

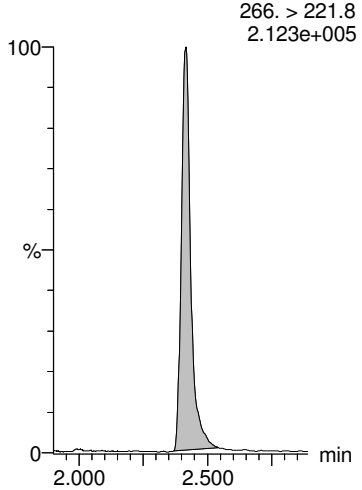

13C3-PFBS

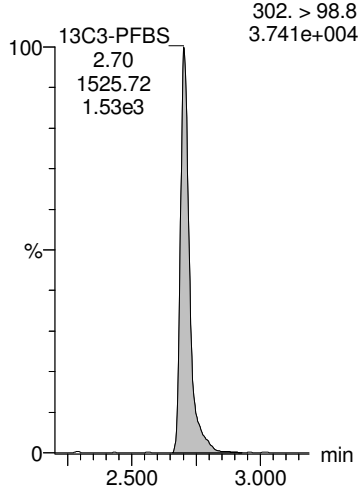

13C2-4:2 FTS

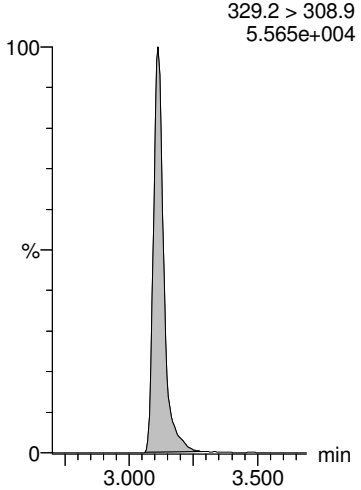

13C2-PFHxA

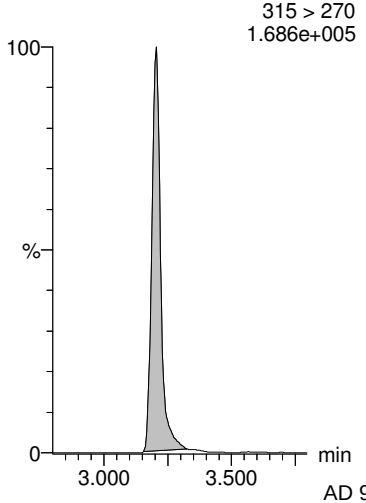

AD 9/26/2018

Dataset: Z:\Projects\PFAS.PRO\Results\180925M1\180925M1-52.qld

MMM 9/26/2018

Last Altered: Wednesday, September 26, 2018 13:04:34 Pacific Daylight Time
Printed: Wednesday, September 26, 2018 13:04:44 Pacific Daylight Time

Name: 180925M1_52, Date: 25-Sep-2018, Time: 22:23:29, ID: 1802887-07 FD1808310950GC 0.23475, Description: FD1808310950GC

PFHpA

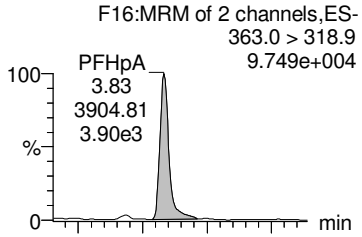

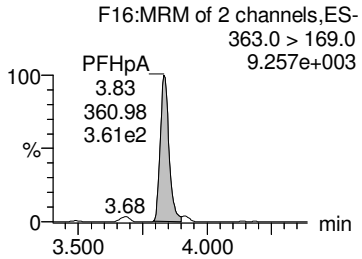

PFPeS

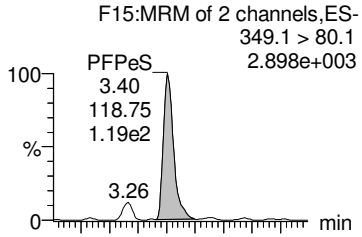

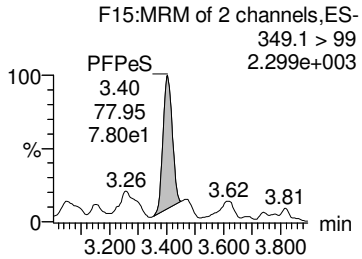

L-PFHxS

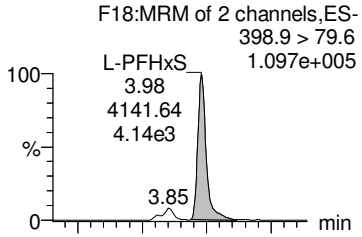

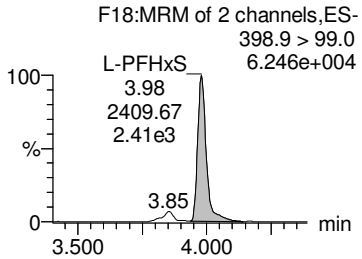

Br-PFHxS

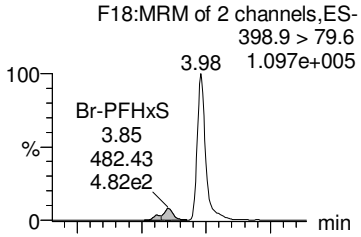

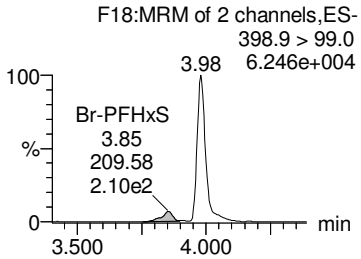

Total PFHxS

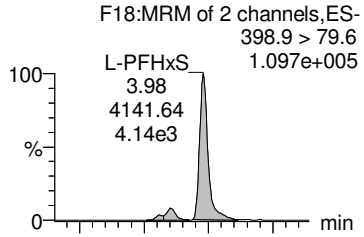

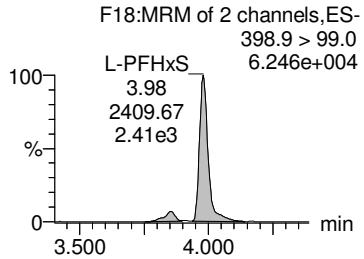

13C4-PFHpA

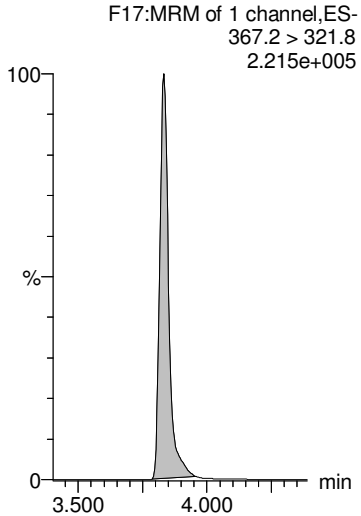

13C3-PFBS

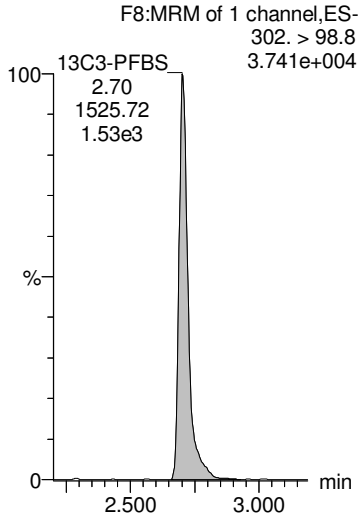

18O2-PFHxS

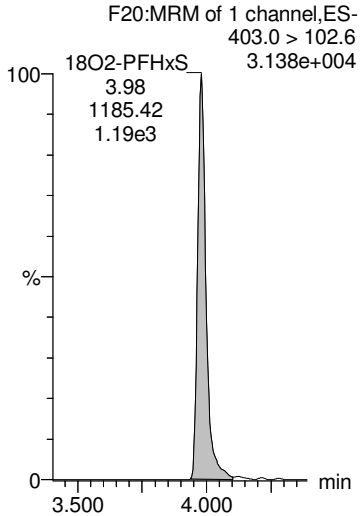

18O2-PFHxS

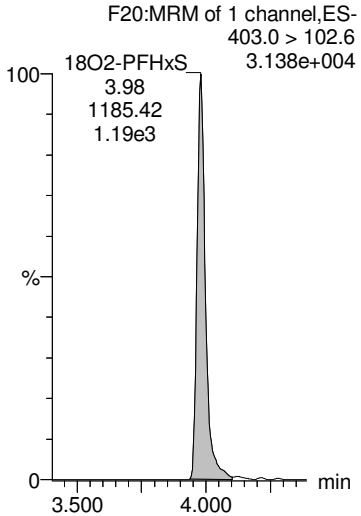

18O2-PFHxS

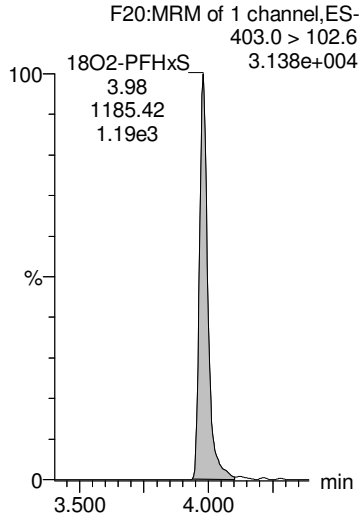

AD 9/26/2018

Dataset: Z:\Projects\PFAS.PRO\Results\180925M1\180925M1-52.qld

MMM 9/26/2018

Last Altered: Wednesday, September 26, 2018 13:04:34 Pacific Daylight Time
Printed: Wednesday, September 26, 2018 13:04:44 Pacific Daylight Time

Name: 180925M1_52, Date: 25-Sep-2018, Time: 22:23:29, ID: 1802887-07 FD1808310950GC 0.23475, Description: FD1808310950GC

6:2 FTS

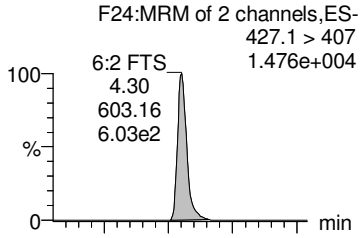

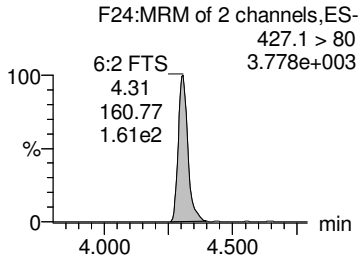

PFHpS

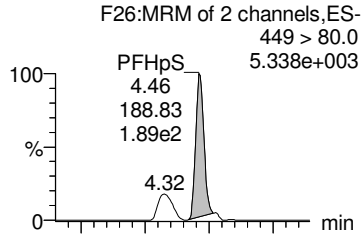

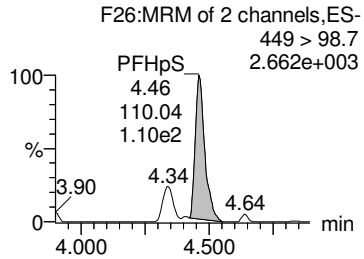

L-PFOA

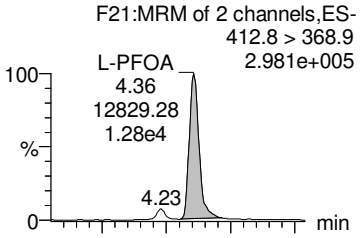

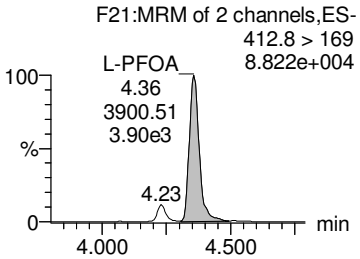

Br-PFOA

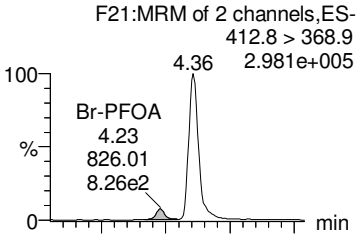

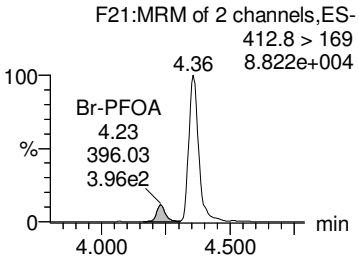

Total PFOA

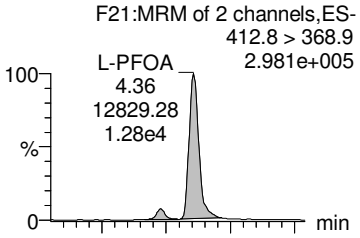

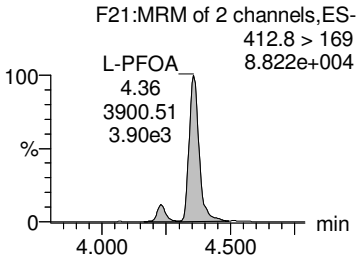

13C2-6:2 FTS

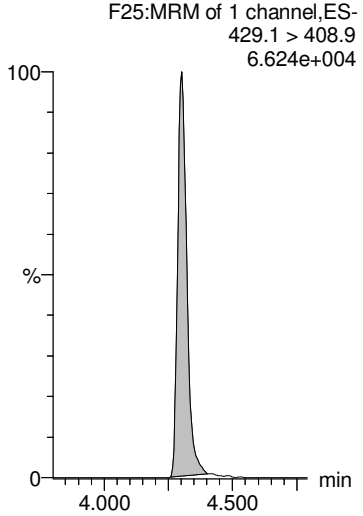

13C2-PFOA

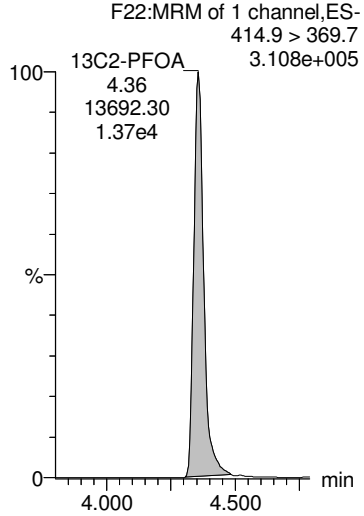

13C2-PFOA

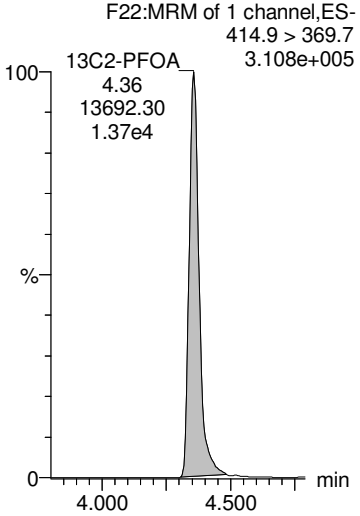

13C2-PFOA

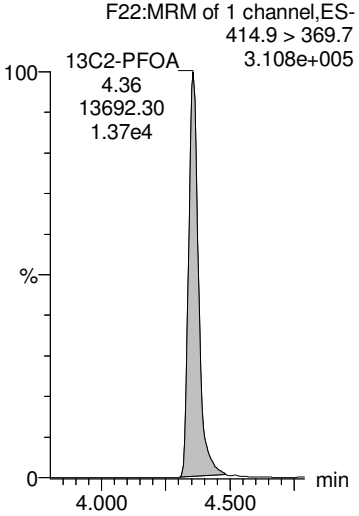

13C2-PFOA

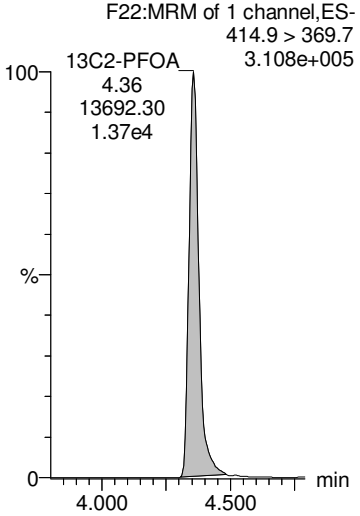

AD 9/26/2018

Dataset: Z:\Projects\PFAS.PRO\Results\180925M1\180925M1-52.qld

MMM 9/26/2018

Last Altered: Wednesday, September 26, 2018 13:04:34 Pacific Daylight Time
Printed: Wednesday, September 26, 2018 13:04:44 Pacific Daylight Time

Name: 180925M1_52, Date: 25-Sep-2018, Time: 22:23:29, ID: 1802887-07 FD1808310950GC 0.23475, Description: FD1808310950GC

PFNA

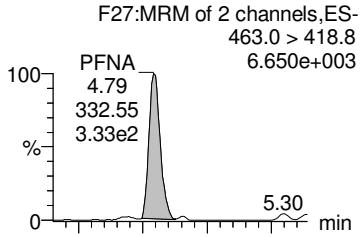

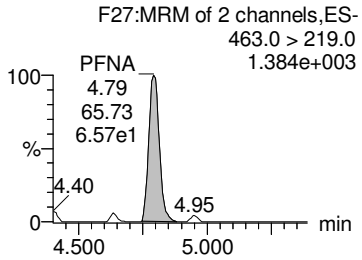

PFOSA

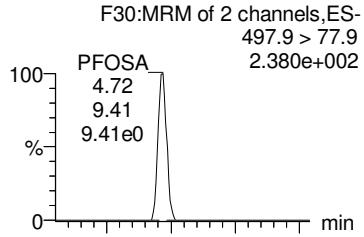

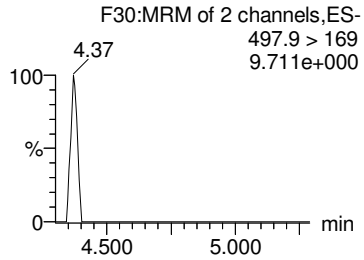

L-PFOS

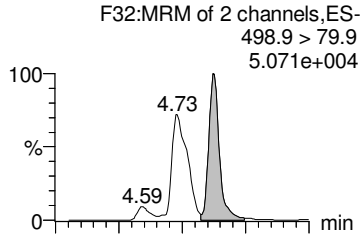

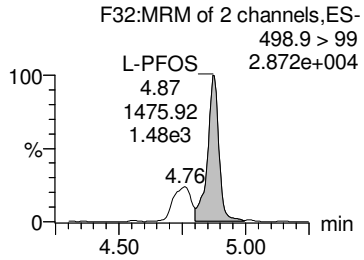

Br-PFOS

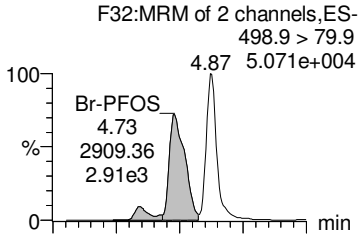

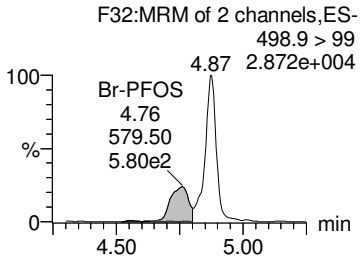

Total PFOS

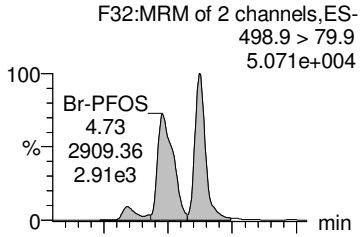

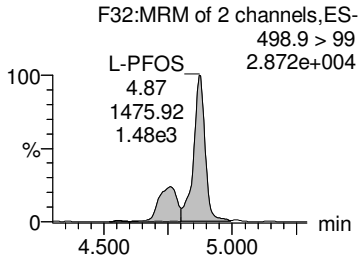

13C5-PFNA

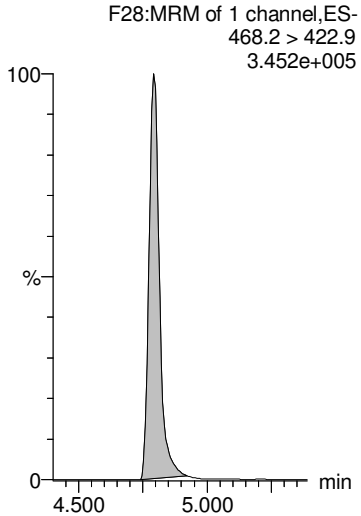

13C8-PFOSA

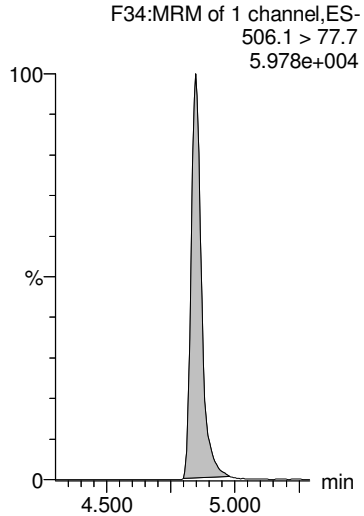

13C8-PFOS

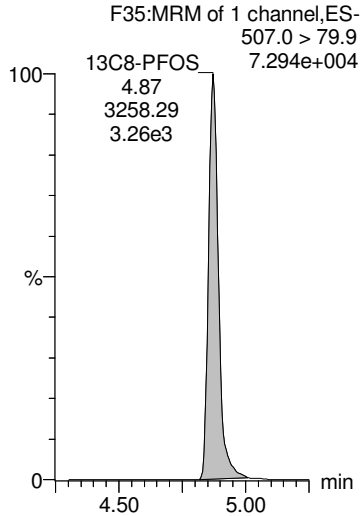

13C8-PFOS

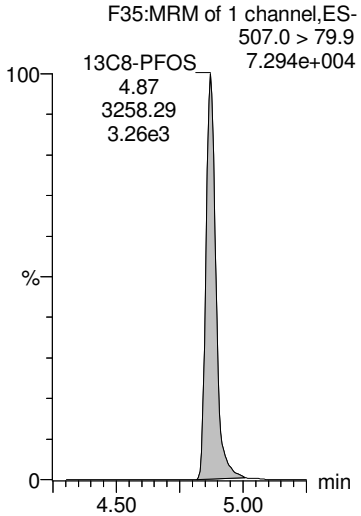

13C8-PFOS

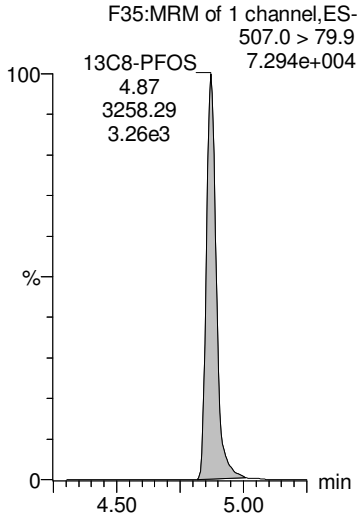

AD 9/26/2018

Dataset: Z:\Projects\PFAS.PRO\Results\180925M1\180925M1-52.qld

MMM 9/26/2018

Last Altered: Wednesday, September 26, 2018 13:04:34 Pacific Daylight Time
Printed: Wednesday, September 26, 2018 13:04:44 Pacific Daylight Time

Name: 180925M1_52, Date: 25-Sep-2018, Time: 22:23:29, ID: 1802887-07 FD1808310950GC 0.23475, Description: FD1808310950GC

PFDA

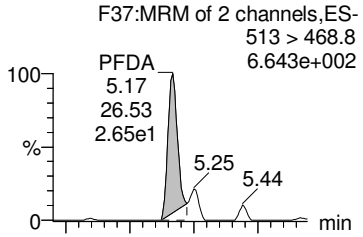

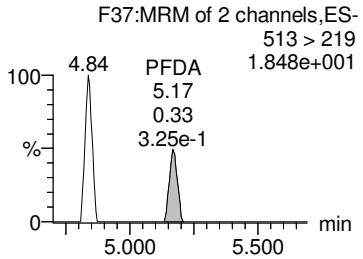

8:2 FTS

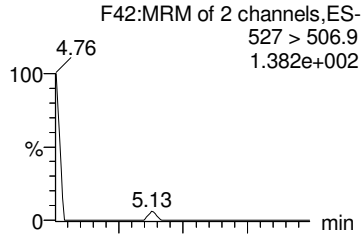

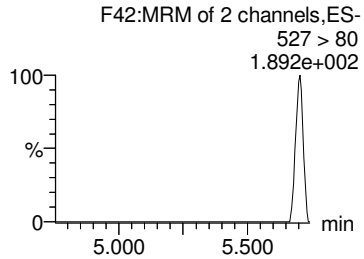

PFNS

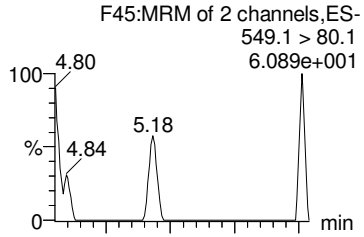

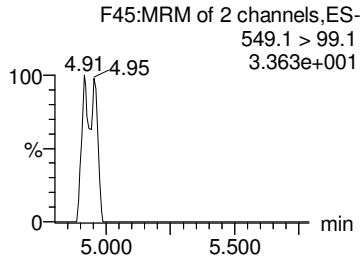

PFDS

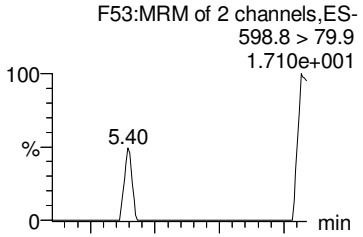

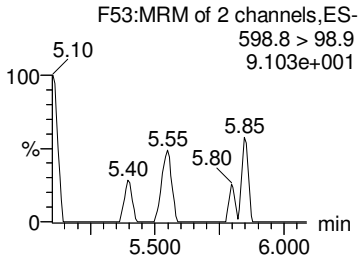

PFUdA

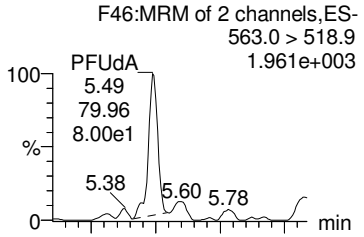

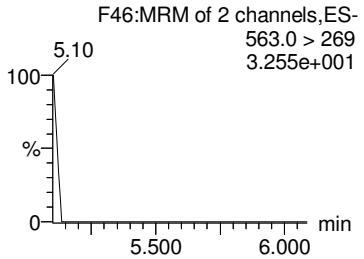

13C2-PFDA

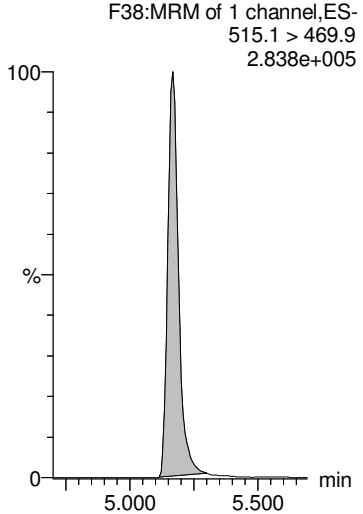

13C2-8:2 FTS

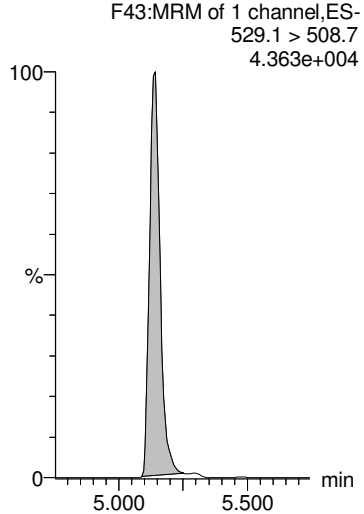

13C8-PFOS

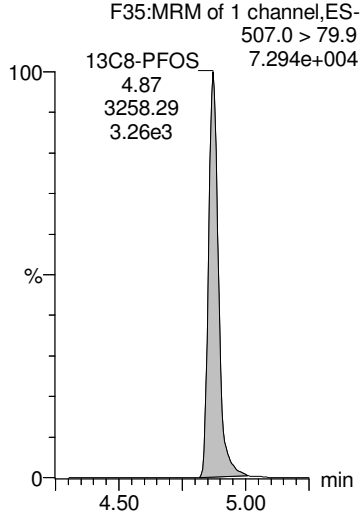

13C8-PFOS

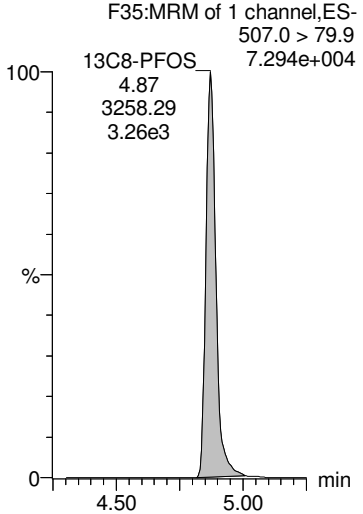

13C2-PFUdA

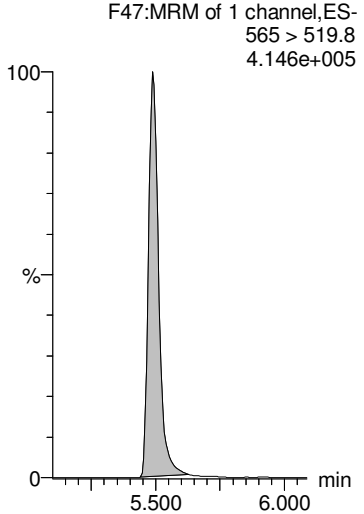

AD 9/26/2018

Dataset: Z:\Projects\PFAS.PRO\Results\180925M1\180925M1-52.qld

MMM 9/26/2018

Last Altered: Wednesday, September 26, 2018 13:04:34 Pacific Daylight Time
Printed: Wednesday, September 26, 2018 13:04:44 Pacific Daylight Time

Name: 180925M1_52, Date: 25-Sep-2018, Time: 22:23:29, ID: 1802887-07 FD1808310950GC 0.23475, Description: FD1808310950GC

L-MeFOSAA

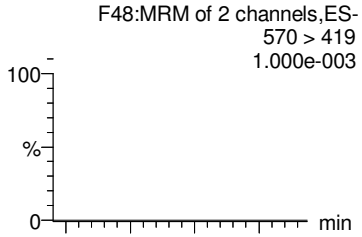

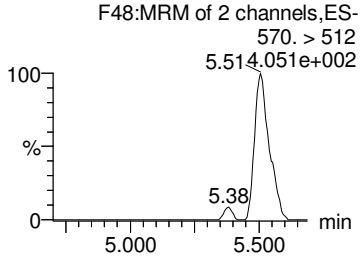

Br-MeFOSAA

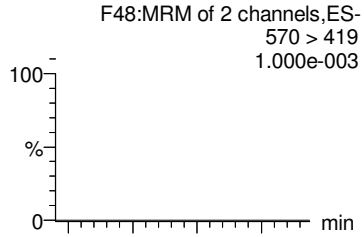

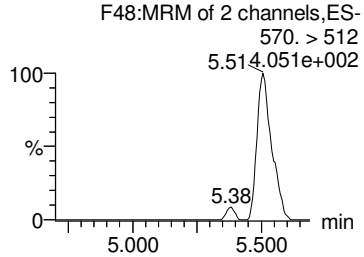

Total N-MeFOSAA

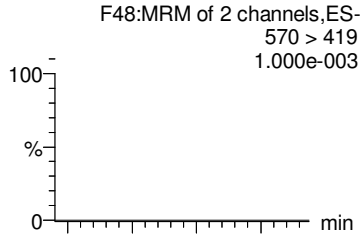

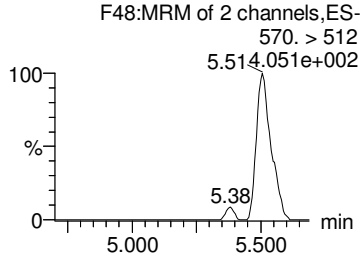

PFTrDA

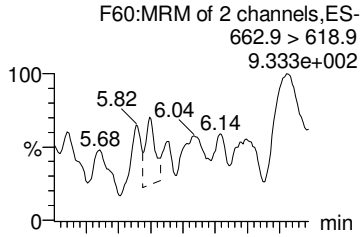

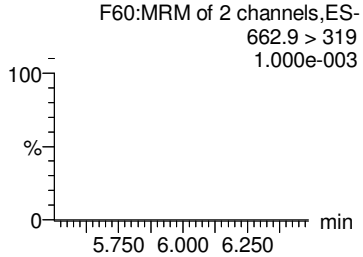

PFTeDA

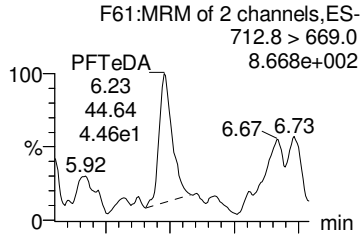

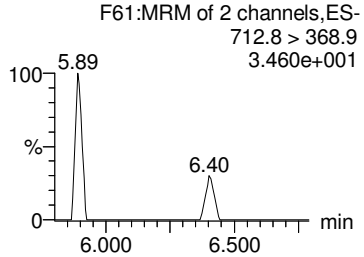

d3-N-MeFOSAA

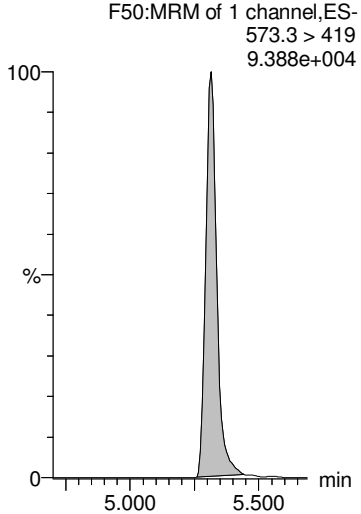

d3-N-MeFOSAA

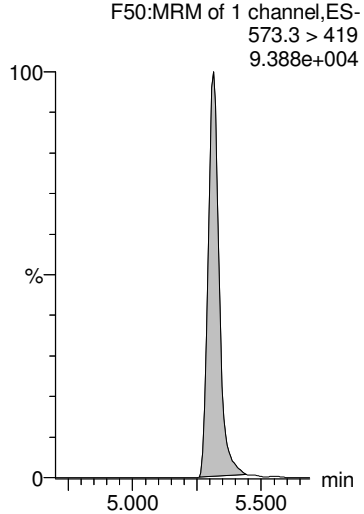

d3-N-MeFOSAA

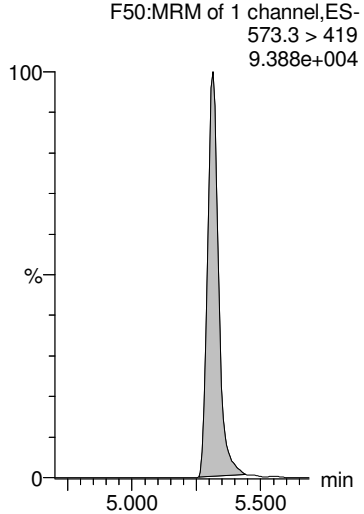

13C2-PFDoA

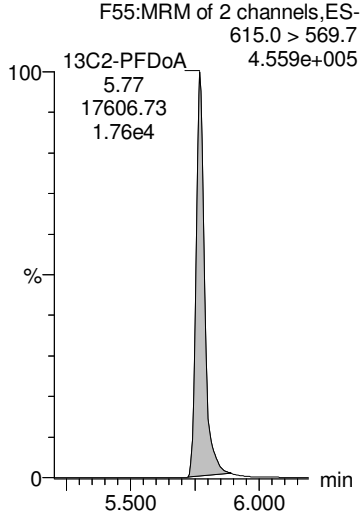

13C2-PFTeDA

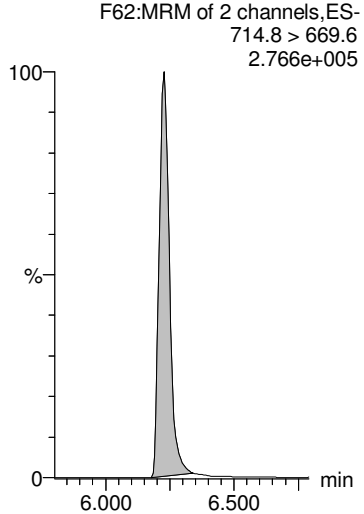

AD 9/26/2018

Dataset: Z:\Projects\PFAS.PRO\Results\180925M1\180925M1-52.qld

MMM 9/26/2018

Last Altered: Wednesday, September 26, 2018 13:04:34 Pacific Daylight Time
Printed: Wednesday, September 26, 2018 13:04:44 Pacific Daylight Time

Name: 180925M1_52, Date: 25-Sep-2018, Time: 22:23:29, ID: 1802887-07 FD1808310950GC 0.23475, Description: FD1808310950GC

L-EtFOSAA

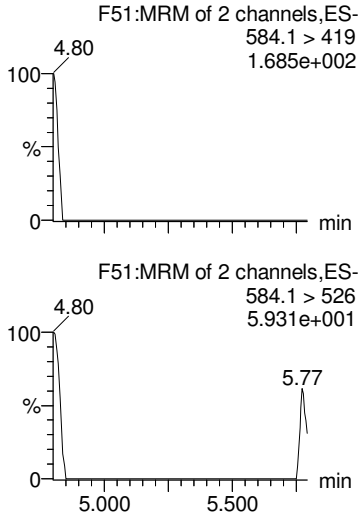

Br-ETFOSAA

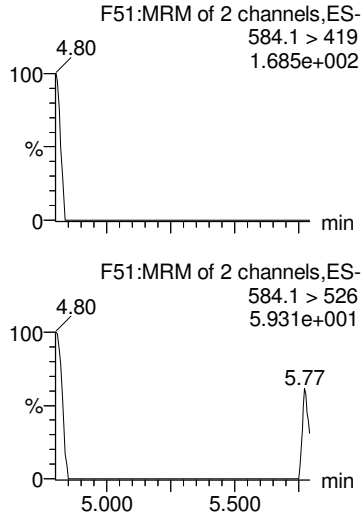

Total N-EtFOSAA

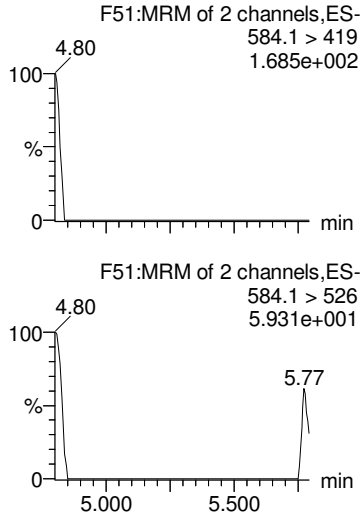

PFDoA

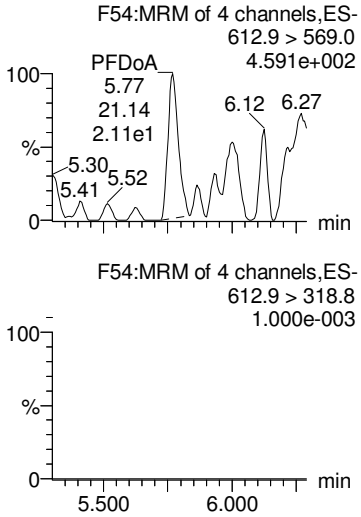

TCDA

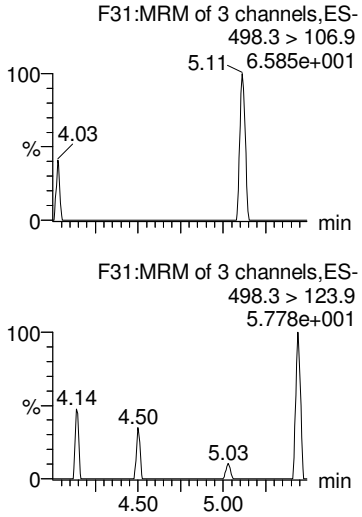

d5-N-EtFOSAA

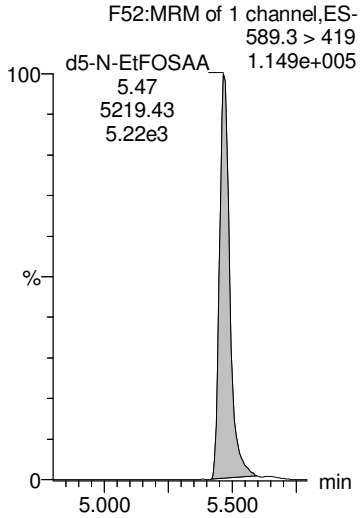

d5-N-EtFOSAA

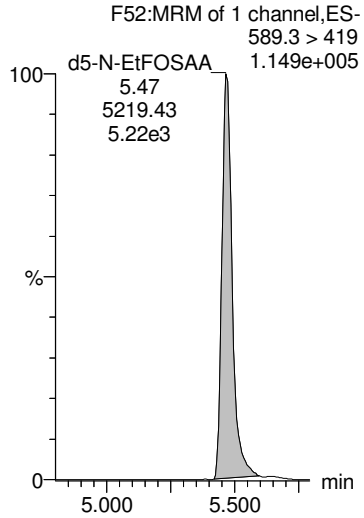

d5-N-EtFOSAA

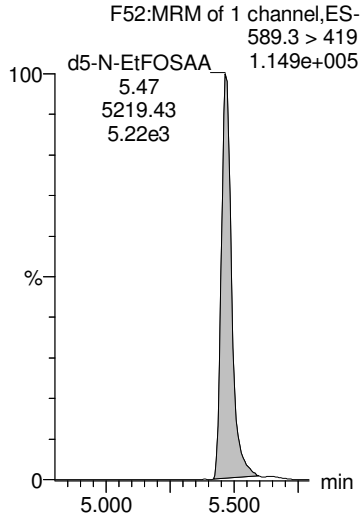

13C2-PFDoA

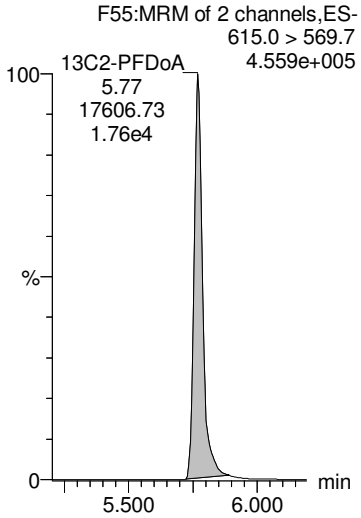

13C8-PFOS

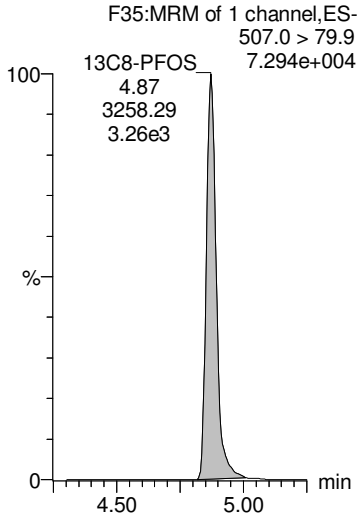

AD 9/26/2018

Dataset: Z:\Projects\PFAS.PRO\Results\180925M1\180925M1-52.qld

MMM 9/26/2018

Last Altered: Wednesday, September 26, 2018 13:04:34 Pacific Daylight Time
Printed: Wednesday, September 26, 2018 13:04:44 Pacific Daylight Time

Name: 180925M1_52, Date: 25-Sep-2018, Time: 22:23:29, ID: 1802887-07 FD1808310950GC 0.23475, Description: FD1808310950GC

13C4-PFBA

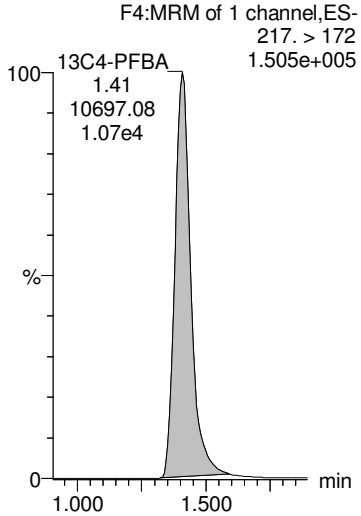

13C5-PFHxA

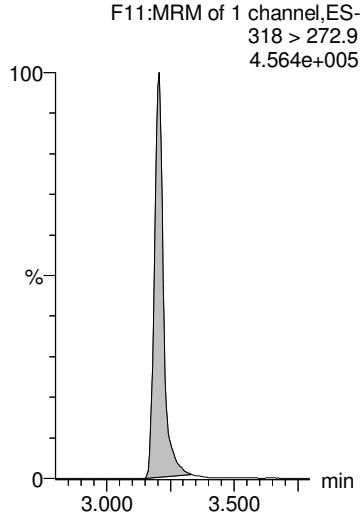

13C3-PFHxS

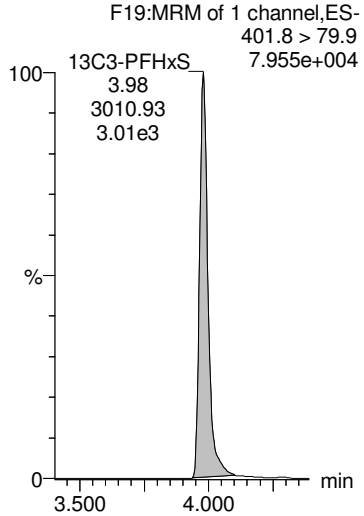

13C8-PFOA

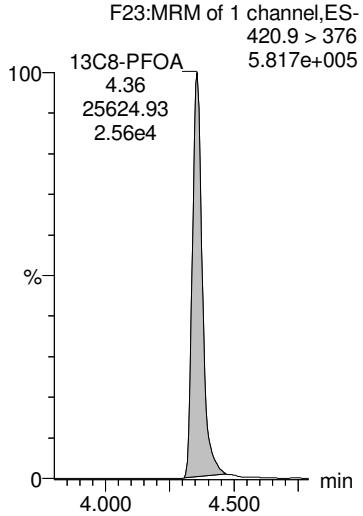

13C9-PFNA

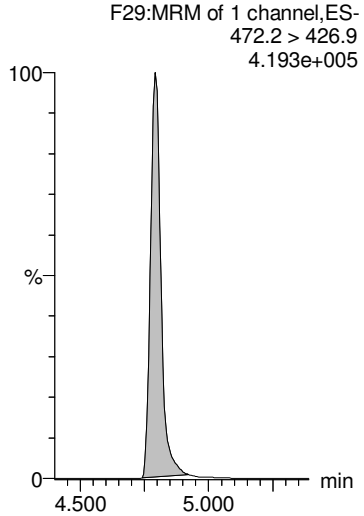

13C4-PFOS

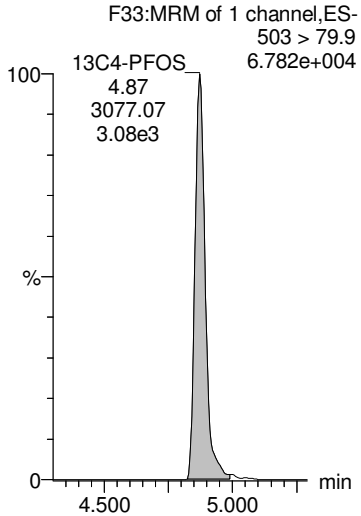

13C6-PFDA

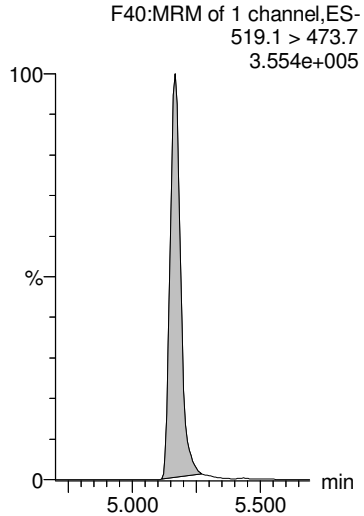

13C7-PFUdA

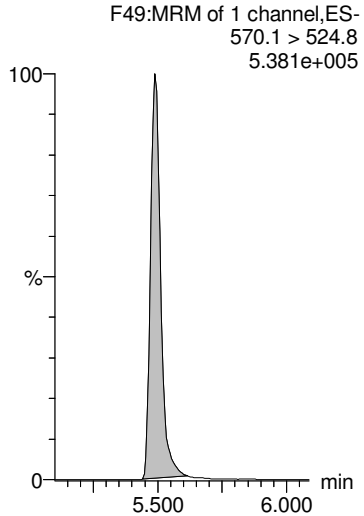

AD 9/26/2018

Dataset: Z:\Projects\PFAS.PRO\Results\180925M1\180925M1-53.qld

MMM 9/26/2018

Last Altered: Wednesday, September 26, 2018 13:06:56 Pacific Daylight Time
Printed: Wednesday, September 26, 2018 13:07:05 Pacific Daylight Time

Name: 180925M1_53, Date: 25-Sep-2018, Time: 22:34:02, ID: 1802887-08 PW1808311100GC 0.20799, Description: PW1808311100GC

	#	Name	Trace	Area	IS Area	Wt/Vol	RRF	RT	Response	Conc.	%Rec	Ion Ratio	Ratio Out?
1	1	PFBA	213.0 > 168.8	2.19e4	5.90e3	0.208	0.000	1.41	46.5	195.6156			
2	2	PFPeA	263.1 > 218.9	3.66e4	7.05e3	0.208	0.000	2.41	64.9	309.8126			
3	3	PFBS	299.0 > 79.7	8.34e2	1.28e3	0.208	0.000	2.70	8.17	21.3208		2.73	NO
4	4	4:2 FTS	327.2>307.2		2.11e3	0.208							
5	5	PFHxA	313 > 269	5.49e4	5.30e3	0.208	0.000	3.20	51.7	259.8302		14.8	NO
6	36	13C3-PFBA	216.1 > 171.8	5.90e3	8.77e3	0.208	0.673	1.41	8.41	54.6745	91.0		
7	37	13C3-PFPeA	266. > 221.8	7.05e3	1.53e4	0.208	0.462	2.41	5.77	50.5760	84.2		
8	38	13C3-PFBS	302. > 98.8	1.28e3	2.72e3	0.208	0.470	2.70	5.87	54.0697	90.0		
9	39	13C2-4:2 FTS	329.2>308.9	2.11e3	2.72e3	0.208	0.775	3.11	9.69	54.0455	89.9		
10	40	13C2-PFHxA	315 > 270	5.30e3	1.53e4	0.208	0.868	3.20	4.34	20.9134	87.0		
11	-1												
12	7	PFHpA	363.0 > 318.9	1.11e4	7.45e3	0.208	0.000	3.83	18.6	77.1406		10.7	NO
13	6	PFPeS	349.1>80.1	4.86e2	1.28e3	0.208	0.000	3.40	4.76	15.3044		1.78	NO
14	8	L-PFHxS	398.9 > 79.6	1.02e4	1.10e3	0.208	0.000	3.97	116	311.0084		1.70	NO
15	9	Br-PFHxS	398.9 > 79.6	1.56e3	1.10e3	0.208	0.000	3.85	17.6	47.4254		2.43	YES
16	68	Total PFHxS	398.9 > 79.6	1.18e4	1.10e3	0.208			134	358.4338			
17	41	13C4-PFHpA	367.2 > 321.8	7.45e3	1.53e4	0.208	0.488	3.83	6.10	55.5664	92.5		
18	38	13C3-PFBS	302. > 98.8	1.28e3	2.72e3	0.208	0.470	2.70	5.87	54.0697	90.0		
19	42	18O2-PFHxS	403.0 > 102.6	1.10e3	2.72e3	0.208	0.406	3.98	5.08	55.8724	93.0		
20	42	18O2-PFHxS	403.0 > 102.6	1.10e3	2.72e3	0.208	0.406	3.98	5.08	55.8724	93.0		
21	42	18O2-PFHxS	403.0 > 102.6	1.10e3	2.72e3	0.208	0.406	3.98	5.08	55.8724	93.0		
22	-1												
23	10	6:2 FTS	427.1 > 407	1.68e3	2.56e3	0.208	0.000	4.30	8.21	27.7099		2.84	NO
24	13	PFHpS	449 > 80.0	2.86e2	2.83e3	0.208	0.000	4.46	1.26	7.4844		1.74	NO
25	11	L-PFOA	412.8 > 368.9	4.95e4	1.15e4	0.208	0.000	4.35	53.7	152.0371		3.26	NO
26	12	Br-PFOA	412.8 > 368.9	3.32e3	1.15e4	0.208	0.000	4.22	3.61	9.9751		1.93	NO
27	69	Total PFOA	412.8 > 368.9	5.28e4	1.15e4	0.208			57.3	162.0122			
28	43	13C2-6:2 FTS	429.1 > 408.9	2.56e3	2.91e3	0.208	0.878	4.30	11.0	57.7396	96.1		
29	44	13C2-PFOA	414.9 > 369.7	1.15e4	2.41e4	0.208	0.478	4.35	5.98	50.8567	84.6		
30	44	13C2-PFOA	414.9 > 369.7	1.15e4	2.41e4	0.208	0.478	4.35	5.98	50.8567	84.6		
31	44	13C2-PFOA	414.9 > 369.7	1.15e4	2.41e4	0.208	0.478	4.35	5.98	50.8567	84.6		
32	44	13C2-PFOA	414.9 > 369.7	1.15e4	2.41e4	0.208	0.478	4.35	5.98	50.8567	84.6		
33	-1												
34	14	PFNA	463.0 > 418.8	1.22e3	1.29e4	0.208	0.000	4.79	1.19	5.4946		3.51	NO
35	15	PFOSA	497.9 > 77.9		2.70e3	0.208							
36	16	L-PFOS	498.9 > 79.9	2.97e3	2.83e3	0.208	0.000	4.87	13.1	63.6394		1.53	NO
37	17	Br-PFOS	498.9 > 79.9	3.87e3	2.83e3	0.208	0.000	4.72	17.1	82.8548		4.21	NO

AD 9/26/2018

Dataset: Z:\Projects\PFAS.PRO\Results\180925M1\180925M1-53.qld

MMM 9/26/2018

Last Altered: Wednesday, September 26, 2018 13:06:56 Pacific Daylight Time
Printed: Wednesday, September 26, 2018 13:07:05 Pacific Daylight Time

Name: 180925M1_53, Date: 25-Sep-2018, Time: 22:34:02, ID: 1802887-08 PW1808311100GC 0.20799, Description: PW1808311100GC

	#	Name	Trace	Area	IS Area	Wt/Vol	RRF	RT	Response	Conc.	%Rec	Ion Ratio	Ratio Out?
38	70	Total PFOS	498.9 > 79.9	6.85e3	2.83e3	0.208			30.3	146.4942			
39	45	13C5-PFNA	468.2 > 422.9	1.29e4	1.72e4	0.208	0.746	4.79	9.32	45.2946	75.4		
40	46	13C8-PFOSA	506.1 > 77.7	2.70e3	2.13e4	0.208	0.126	4.85	1.58	36.2146	60.3		
41	47	13C8-PFOS	507.0 > 79.9	2.83e3	2.91e3	0.208	0.971	4.87	12.1	55.4188	92.2		
42	47	13C8-PFOS	507.0 > 79.9	2.83e3	2.91e3	0.208	0.971	4.87	12.1	55.4188	92.2		
43	47	13C8-PFOS	507.0 > 79.9	2.83e3	2.91e3	0.208	0.971	4.87	12.1	55.4188	92.2		
44	-1												
45	18	PFDA	513 > 468.8		1.26e4	0.208							
46	19	8:2 FTS	527 > 506.9	4.31e-1	1.94e3	0.208	0.000	5.14	0.00278			1.13	YES
47	20	PFNS	549.1 > 80.1		2.83e3	0.208							
48	26	PFDS	598.8 > 79.9		2.83e3	0.208							
49	25	PFUdA	563.0 > 518.9	7.78e1	1.72e4	0.208	0.000	5.48	0.0565	0.1426		150	YES
50	48	13C2-PFDA	515.1 > 469.9	1.26e4	1.64e4	0.208	0.768	5.17	9.60	43.1794	71.8		
51	49	13C2-8:2 FTS	529.1 > 508.7	1.94e3	2.91e3	0.208	0.666	5.13	8.33	54.8779	91.3		
52	47	13C8-PFOS	507.0 > 79.9	2.83e3	2.91e3	0.208	0.971	4.87	12.1	55.4188	92.2		
53	47	13C8-PFOS	507.0 > 79.9	2.83e3	2.91e3	0.208	0.971	4.87	12.1	55.4188	92.2		
54	51	13C2-PFUdA	565 > 519.8	1.72e4	2.13e4	0.208	0.807	5.49	10.1	50.2336	83.6		
55	-1												
56	21	L-MeFOSAA	570 > 419		4.29e3	0.208							
57	22	Br-MeFOSAA	570. > 419		4.29e3	0.208							
58	71	Total N-MeFOSAA	570. > 419	0.00e0	4.29e3	0.208			0.000				
59	29	PFTrDA	662.9 > 618.9		1.64e4	0.208							
60	30	PFTeDA	712.8 > 669.0		1.21e4	0.208							
61	50	d3-N-MeFOSAA	573.3 > 419	4.29e3	2.13e4	0.208	0.201	5.31	2.51	49.2086	81.9		
62	50	d3-N-MeFOSAA	573.3 > 419	4.29e3	2.13e4	0.208	0.201	5.31	2.51	49.2086	81.9		
63	50	d3-N-MeFOSAA	573.3 > 419	4.29e3	2.13e4	0.208	0.201	5.31	2.51	49.2086	81.9		
64	53	13C2-PFDoA	615.0 > 569.7	1.64e4	1.64e4	0.208	1.00	5.77	12.5	46.6360	77.6		
65	55	13C2-PFTeDA	714.8 > 669.6	1.21e4	2.13e4	0.208	0.568	6.23	7.09	53.7968	89.5		
66	-1												
67	23	L-EtFOSAA	584.1 > 419		4.90e3	0.208							
68	24	Br-ETFOSAA	584.1 > 419		4.90e3	0.208							
69	72	Total N-EtFOSAA	584.1 > 419	0.00e0	4.90e3	0.208			0.000				
70	27	PFDoA	612.9 > 569.0		1.64e4	0.208							
71	73	TCDA	498.3>106.9			0.208							
72	52	d5-N-EtFOSAA	589.3 > 419	4.90e3	2.13e4	0.208	0.230	5.47	2.87	49.8821	83.0		
73	52	d5-N-EtFOSAA	589.3 > 419	4.90e3	2.13e4	0.208	0.230	5.47	2.87	49.8821	83.0		
74	52	d5-N-EtFOSAA	589.3 > 419	4.90e3	2.13e4	0.208	0.230	5.47	2.87	49.8821	83.0		

AD 9/26/2018

Dataset: Z:\Projects\PFAS.PRO\Results\180925M1\180925M1-53.qld

MMM 9/26/2018

Last Altered: Wednesday, September 26, 2018 13:06:56 Pacific Daylight Time
Printed: Wednesday, September 26, 2018 13:07:05 Pacific Daylight Time

Name: 180925M1_53, Date: 25-Sep-2018, Time: 22:34:02, ID: 1802887-08 PW1808311100GC 0.20799, Description: PW1808311100GC

	#	Name	Trace	Area	IS Area	Wt/Vol	RRF	RT	Response	Conc.	%Rec	Ion Ratio	Ratio Out?
75	53	13C2-PFDoA	615.0 > 569.7	1.64e4	1.64e4	0.208	1.00	5.77	12.5	46.6360	77.6		
76	47	13C8-PFOS	507.0 > 79.9	2.83e3	2.91e3	0.208	0.971	4.87	12.1	55.4188	92.2		
77	-1												
78	60	13C4-PFBA	217. > 172	8.77e3	8.77e3	0.208	1.00	1.41	12.5	60.0990	100.0		
79	61	13C5-PFHxA	318 > 272.9	1.53e4	1.53e4	0.208	1.00	3.20	12.5	60.0990	100.0		
80	62	13C3-PFHxS	401.8 > 79.9	2.72e3	2.72e3	0.208	1.00	3.98	12.5	60.0990	100.0		
81	63	13C8-PFOA	420.9 > 376	2.41e4	2.41e4	0.208	1.00	4.35	12.5	60.0990	100.0		
82	64	13C9-PFNA	472.2 > 426.9	1.72e4	1.72e4	0.208	1.00	4.79	12.5	60.0990	100.0		
83	65	13C4-PFOS	503 > 79.9	2.91e3	2.91e3	0.208	1.00	4.87	12.5	60.0990	100.0		
84	66	13C6-PFDA	519.1 > 473.7	1.64e4	1.64e4	0.208	1.00	5.17	12.5	60.0990	100.0		
85	67	13C7-PFUdA	570.1 > 524.8	2.13e4	2.13e4	0.208	1.00	5.49	12.5	60.0990	100.0		

AD 9/26/2018

Dataset: Z:\Projects\PFAS.PRO\Results\180925M1\180925M1-53.qld MMM 9/26/2018

Last Altered: Wednesday, September 26, 2018 13:06:56 Pacific Daylight Time
Printed: Wednesday, September 26, 2018 13:07:05 Pacific Daylight Time

Method: Z:\Projects\PFAS.PRO\MethDB\PFAS_FULL_80C_092518.mdb 26 Sep 2018 12:51:44
Calibration: Z:\Projects\PFAS.PRO\CurveDB\C18_VAL-PFAS_Q4_09-25-18.cdb 26 Sep 2018 10:07:46

Name: 180925M1_53, Date: 25-Sep-2018, Time: 22:34:02, ID: 1802887-08 PW1808311100GC 0.20799, Description: PW1808311100GC

PFBA

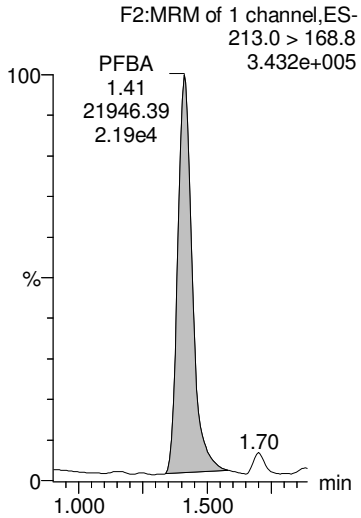

PFPeA

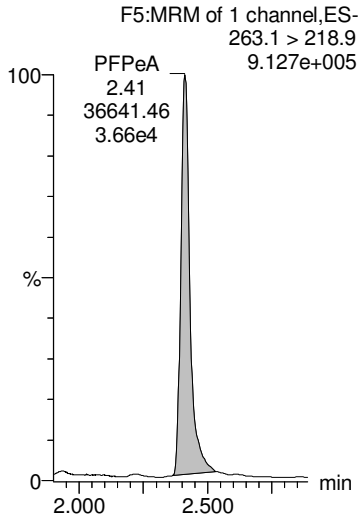

PFBS

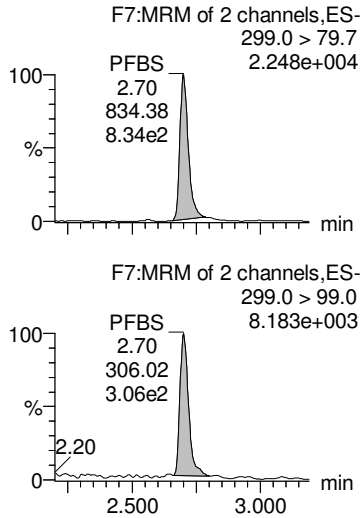

4:2 FTS

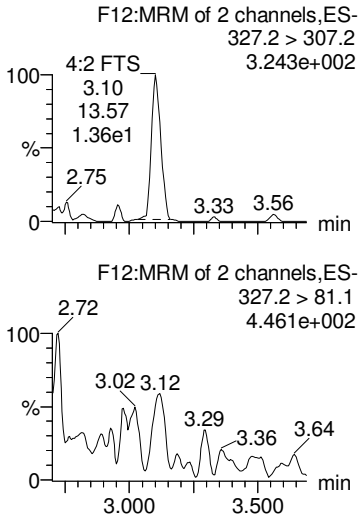

PFHxA

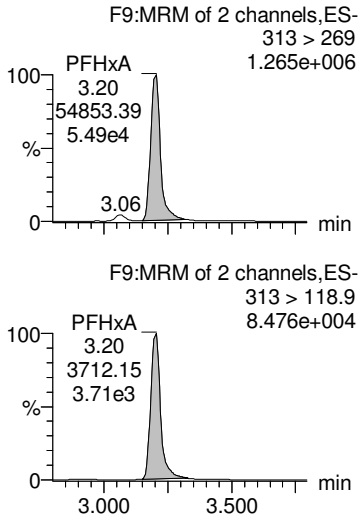

13C3-PFBA

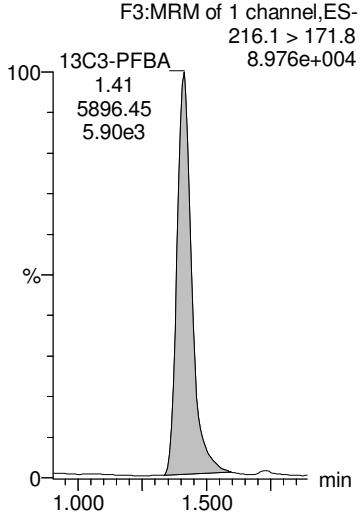

13C3-PFPeA

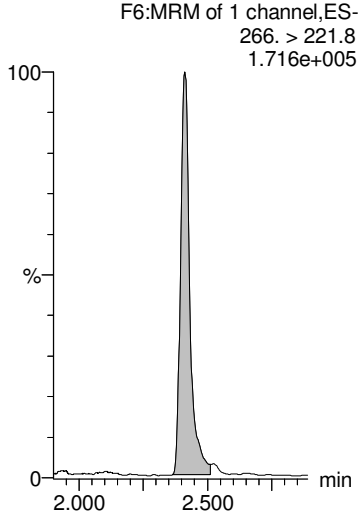

13C3-PFBS

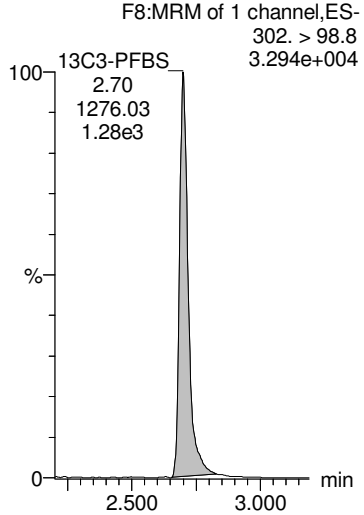

13C2-4:2 FTS

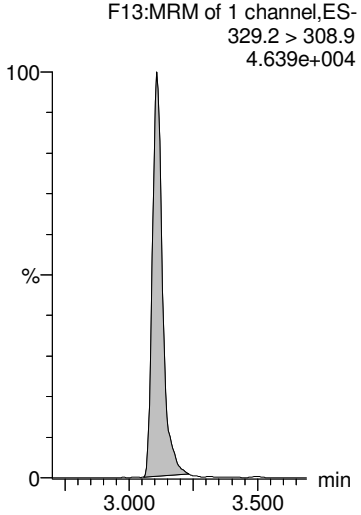

13C2-PFHxA

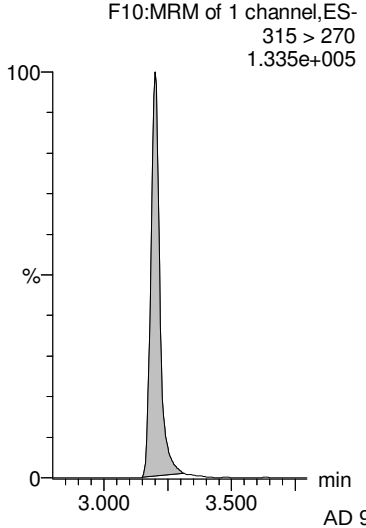

AD 9/26/2018

Dataset: Z:\Projects\PFAS.PRO\Results\180925M1\180925M1-53.qld

MMM 9/26/2018

Last Altered: Wednesday, September 26, 2018 13:06:56 Pacific Daylight Time
Printed: Wednesday, September 26, 2018 13:07:05 Pacific Daylight Time

Name: 180925M1_53, Date: 25-Sep-2018, Time: 22:34:02, ID: 1802887-08 PW1808311100GC 0.20799, Description: PW1808311100GC

PFHpA

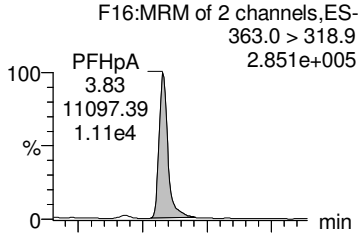

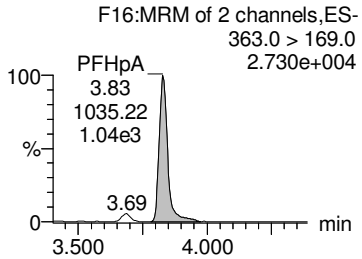

PFPeS

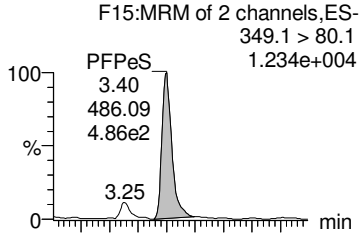

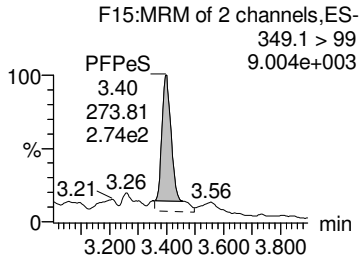

L-PFHxS

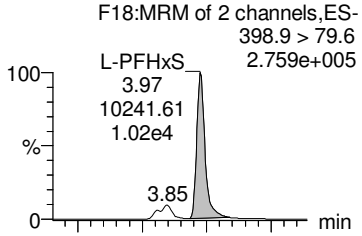

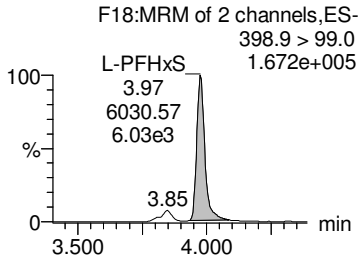

Br-PFHxS

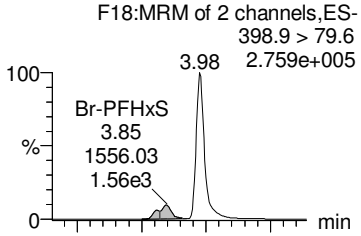

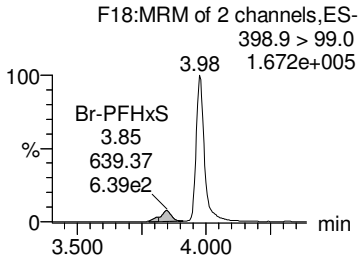

Total PFHxS

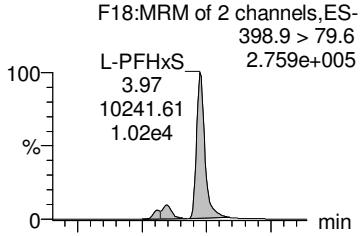

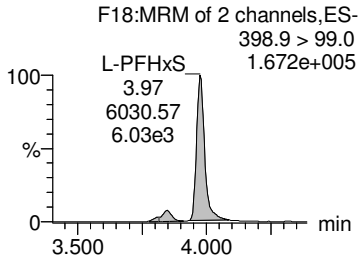

13C4-PFHpA

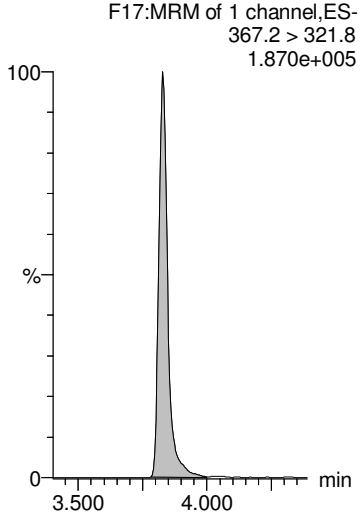

13C3-PFBS

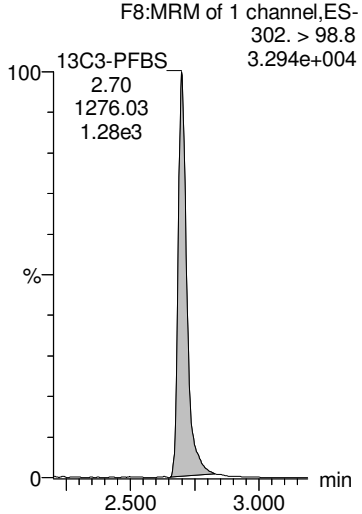

18O2-PFHxS

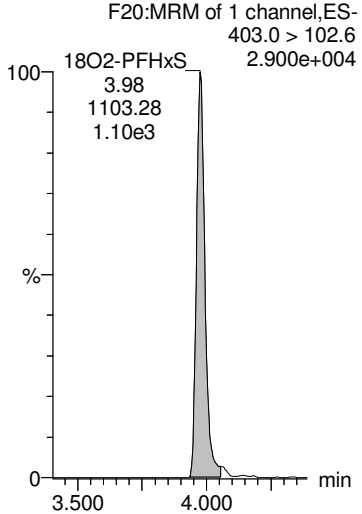

18O2-PFHxS

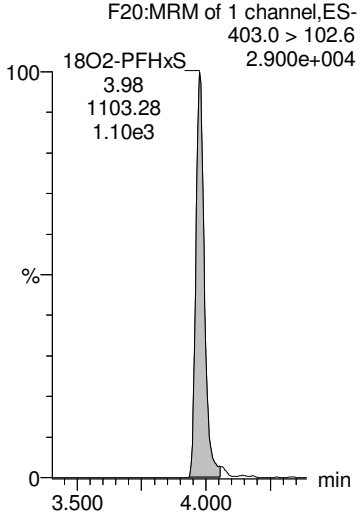

18O2-PFHxS

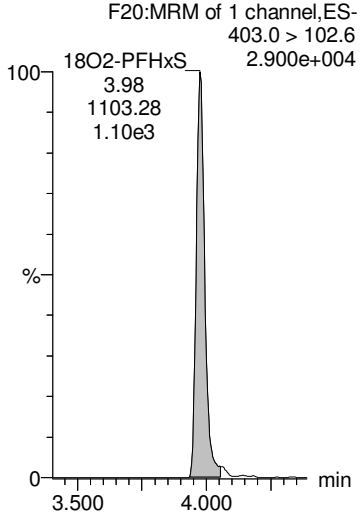

AD 9/26/2018

Dataset: Z:\Projects\PFAS.PRO\Results\180925M1\180925M1-53.qld

MMM 9/26/2018

Last Altered: Wednesday, September 26, 2018 13:06:56 Pacific Daylight Time
Printed: Wednesday, September 26, 2018 13:07:05 Pacific Daylight Time

Name: 180925M1_53, Date: 25-Sep-2018, Time: 22:34:02, ID: 1802887-08 PW1808311100GC 0.20799, Description: PW1808311100GC

6:2 FTS

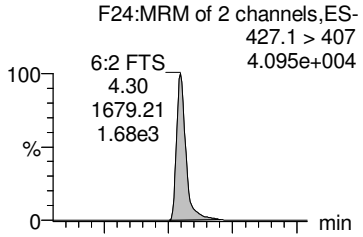

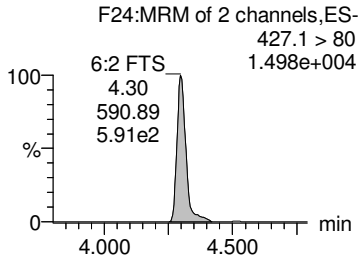

PFHpS

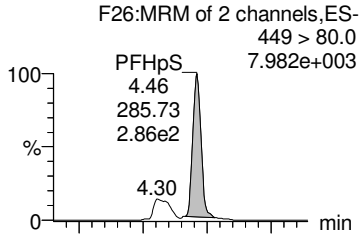

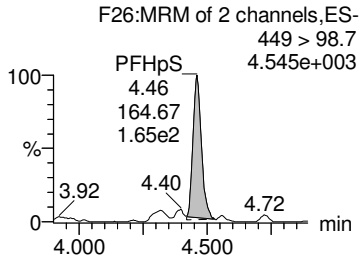

L-PFOA

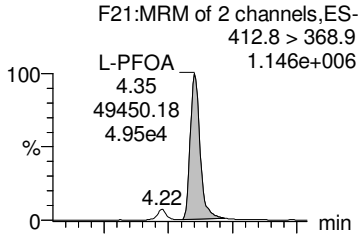

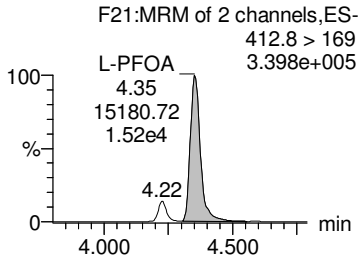

Br-PFOA

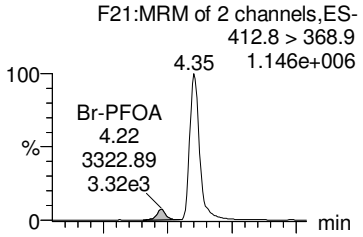

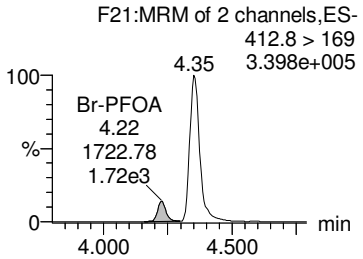

Total PFOA

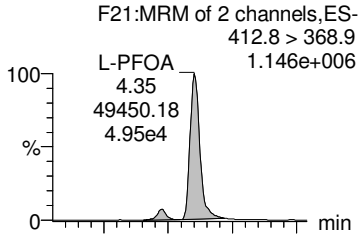

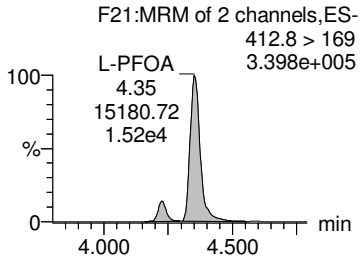

13C2-6:2 FTS

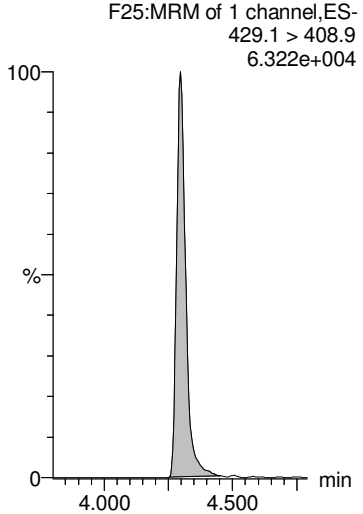

13C2-PFOA

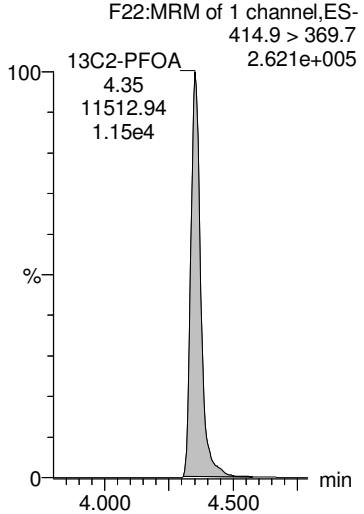

13C2-PFOA

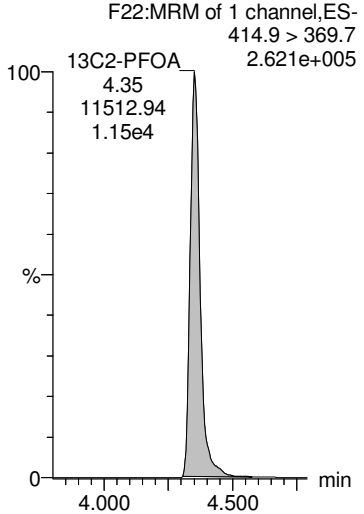

13C2-PFOA

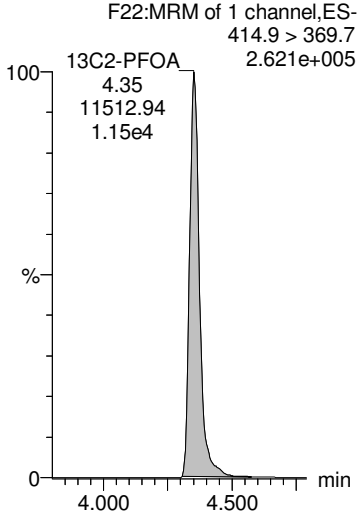

13C2-PFOA

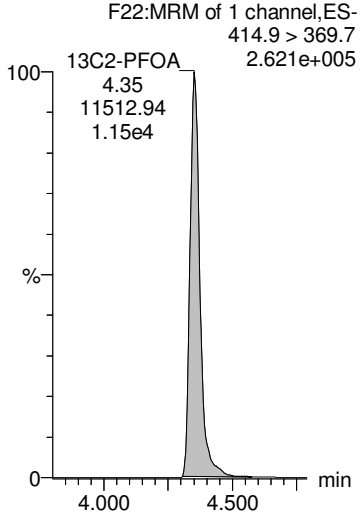

AD 9/26/2018

Dataset: Z:\Projects\PFAS.PRO\Results\180925M1\180925M1-53.qld

MMM 9/26/2018

Last Altered: Wednesday, September 26, 2018 13:06:56 Pacific Daylight Time
Printed: Wednesday, September 26, 2018 13:07:05 Pacific Daylight Time

Name: 180925M1_53, Date: 25-Sep-2018, Time: 22:34:02, ID: 1802887-08 PW1808311100GC 0.20799, Description: PW1808311100GC

PFNA

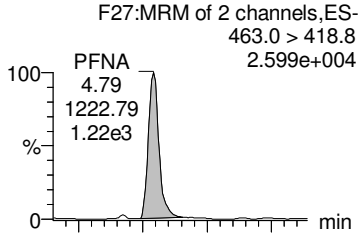

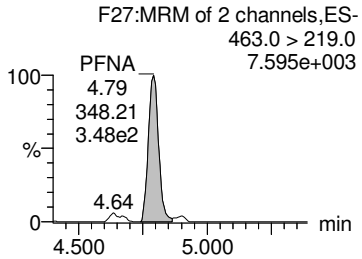

PFOSA

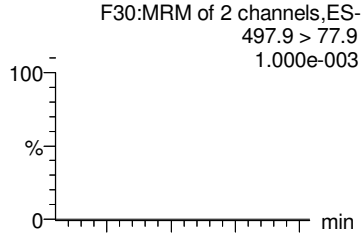

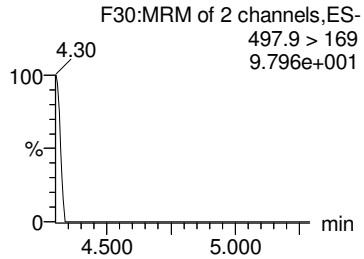

L-PFOS

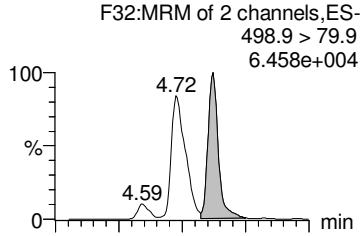

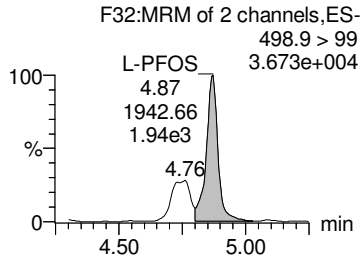

Br-PFOS

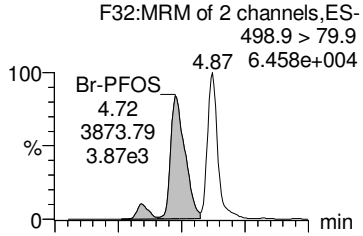

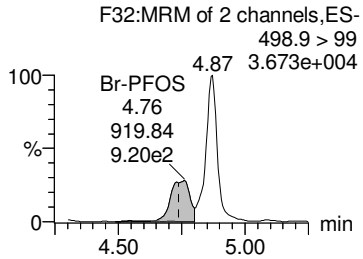

Total PFOS

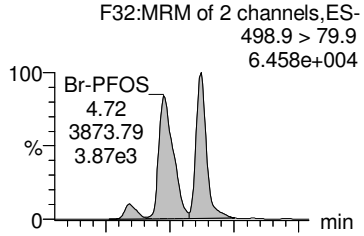

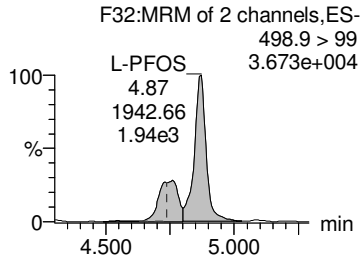

13C5-PFNA

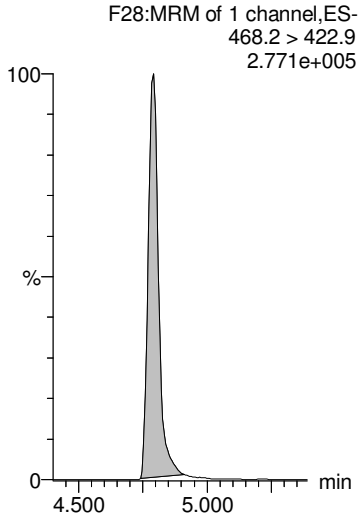

13C8-PFOSA

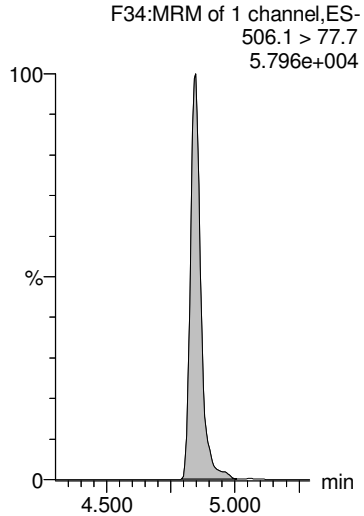

13C8-PFOS

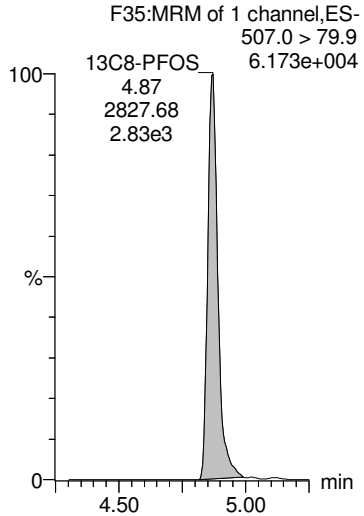

13C8-PFOS

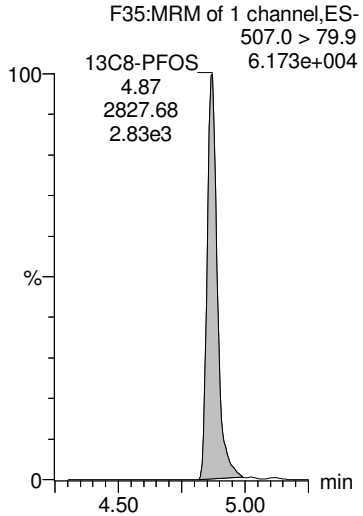

13C8-PFOS

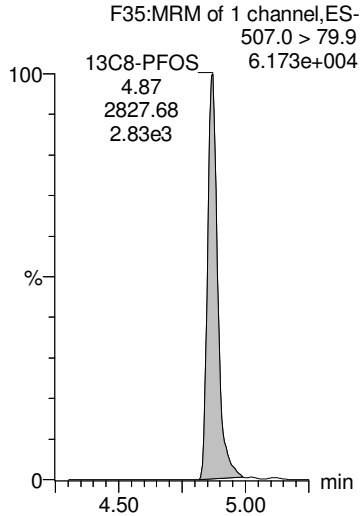

AD 9/26/2018

Dataset: Z:\Projects\PFAS.PRO\Results\180925M1\180925M1-53.qld

MMM 9/26/2018

Last Altered: Wednesday, September 26, 2018 13:06:56 Pacific Daylight Time
Printed: Wednesday, September 26, 2018 13:07:05 Pacific Daylight Time

Name: 180925M1_53, Date: 25-Sep-2018, Time: 22:34:02, ID: 1802887-08 PW1808311100GC 0.20799, Description: PW1808311100GC

PFDA

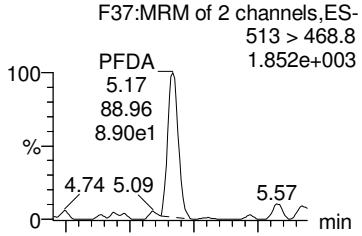

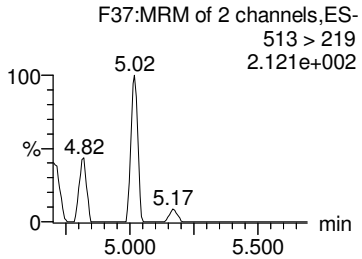

8:2 FTS

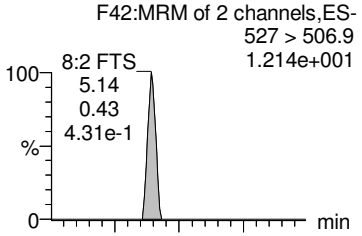

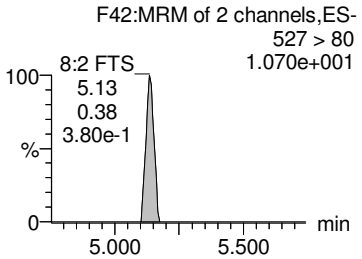

PFNS

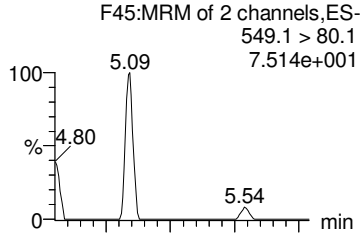

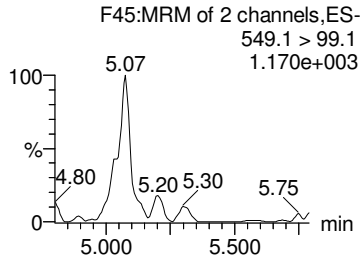

PFDS

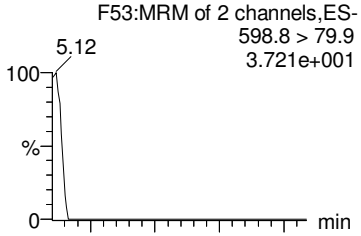

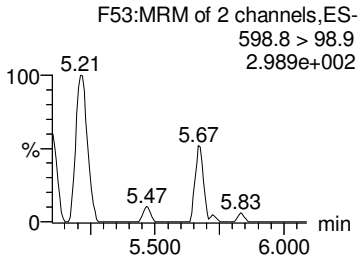

PFUdA

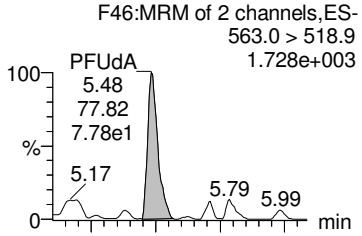

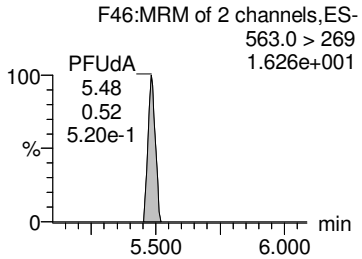

13C2-PFDA

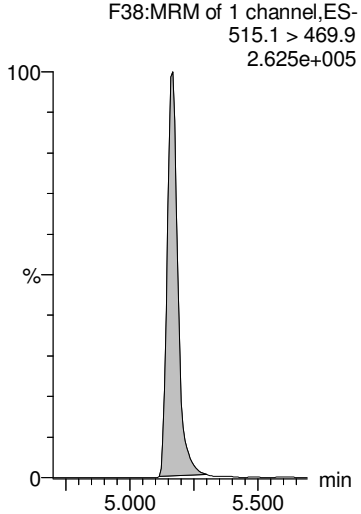

13C2-8:2 FTS

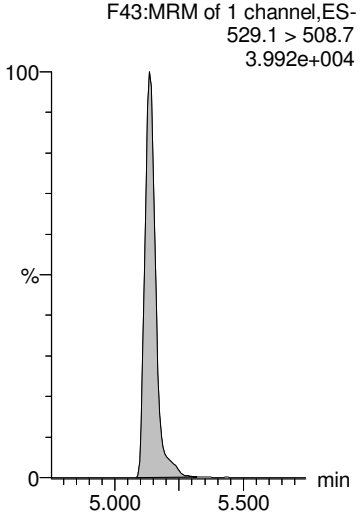

13C8-PFOS

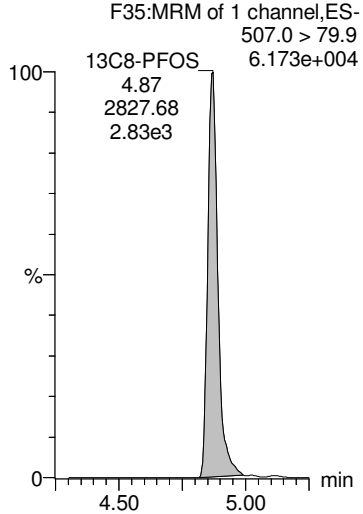

13C8-PFOS

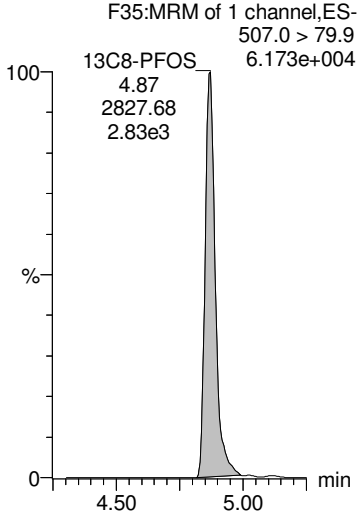

13C2-PFUdA

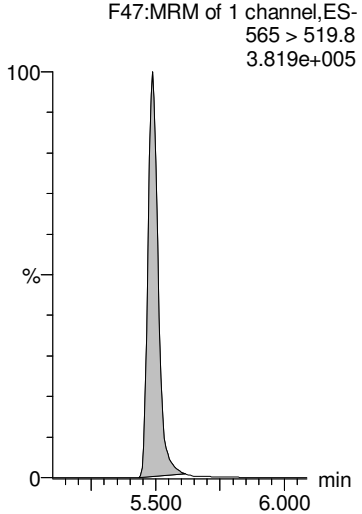

AD 9/26/2018

Dataset: Z:\Projects\PFAS.PRO\Results\180925M1\180925M1-53.qld

MMM 9/26/2018

Last Altered: Wednesday, September 26, 2018 13:06:56 Pacific Daylight Time
Printed: Wednesday, September 26, 2018 13:07:05 Pacific Daylight Time

Name: 180925M1_53, Date: 25-Sep-2018, Time: 22:34:02, ID: 1802887-08 PW1808311100GC 0.20799, Description: PW1808311100GC

L-MeFOSAA

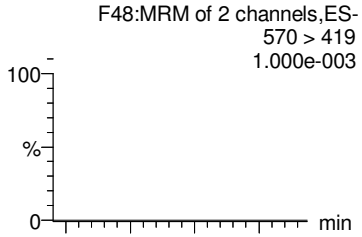

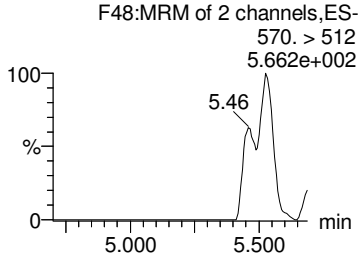

Br-MeFOSAA

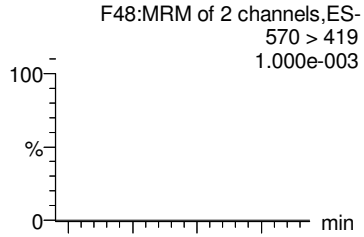

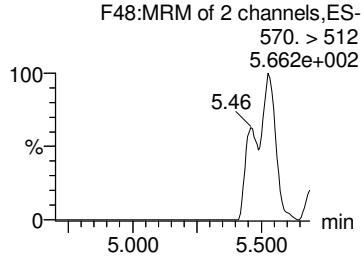

Total N-MeFOSAA

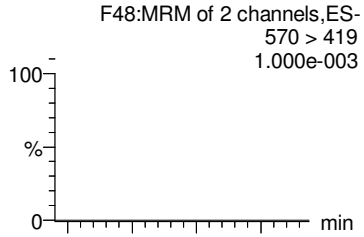

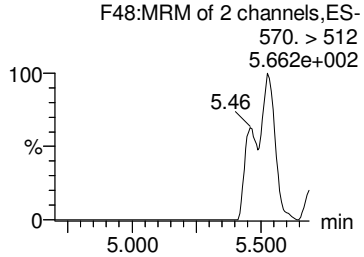

PFTrDA

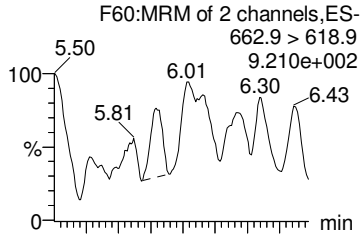

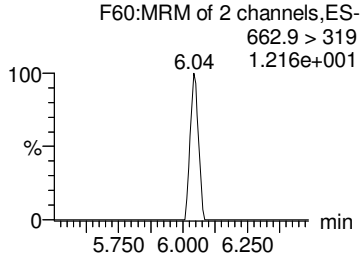

PFTeDA

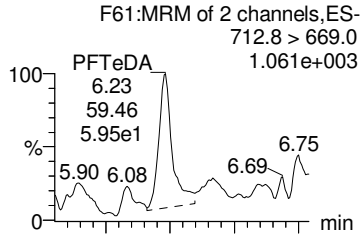

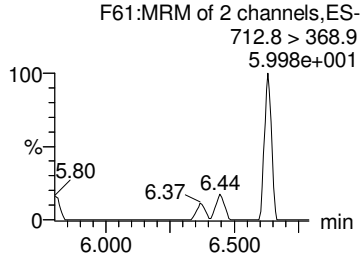

d3-N-MeFOSAA

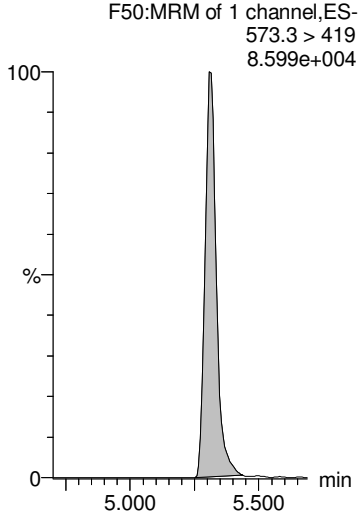

d3-N-MeFOSAA

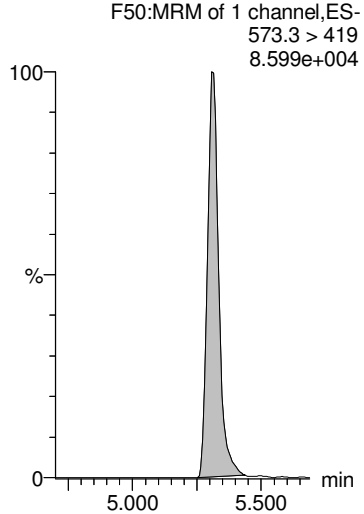

d3-N-MeFOSAA

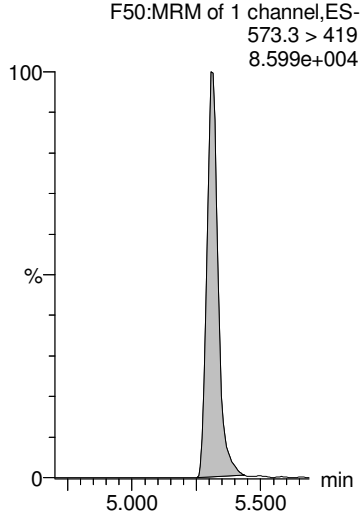

13C2-PFDoA

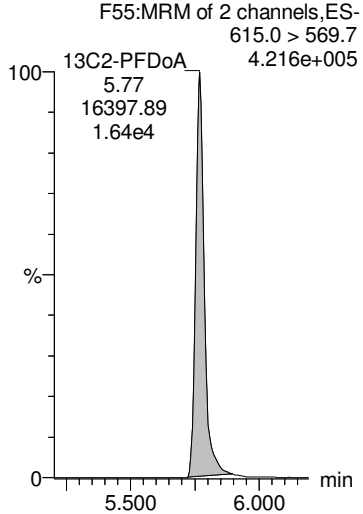

13C2-PFTeDA

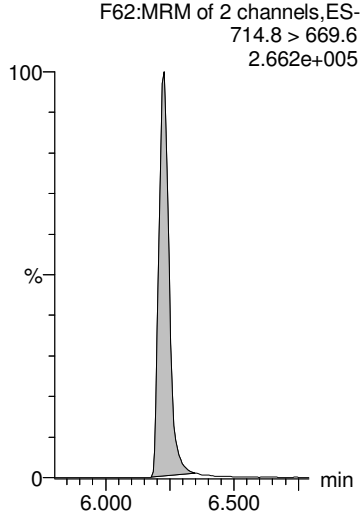

AD 9/26/2018

Dataset: Z:\Projects\PFAS.PRO\Results\180925M1\180925M1-53.qld

MMM 9/26/2018

Last Altered: Wednesday, September 26, 2018 13:06:56 Pacific Daylight Time
Printed: Wednesday, September 26, 2018 13:07:05 Pacific Daylight Time

Name: 180925M1_53, Date: 25-Sep-2018, Time: 22:34:02, ID: 1802887-08 PW1808311100GC 0.20799, Description: PW1808311100GC

L-EtFOSAA

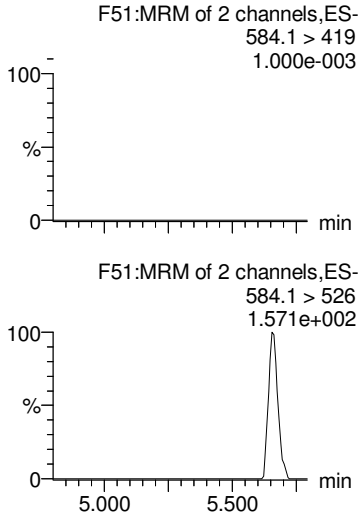

Br-ETFOSAA

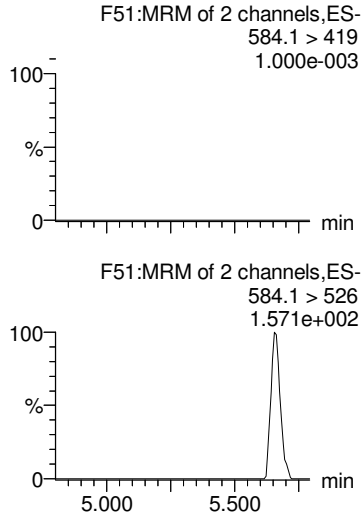

Total N-EtFOSAA

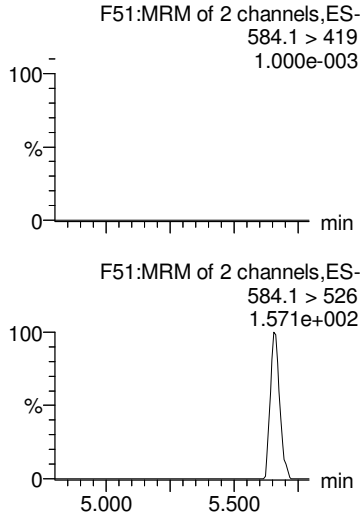

PFDoA

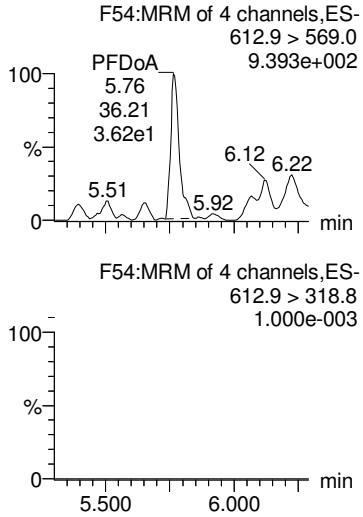

TCDA

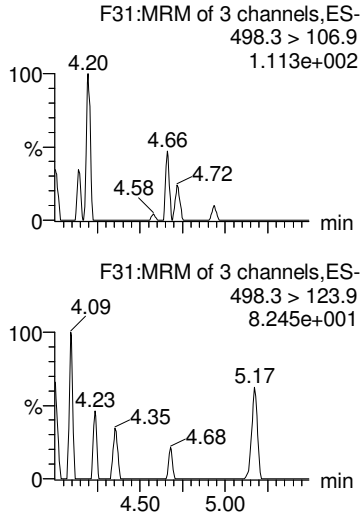

d5-N-EtFOSAA

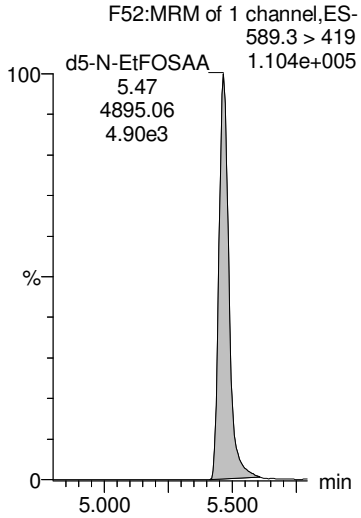

d5-N-EtFOSAA

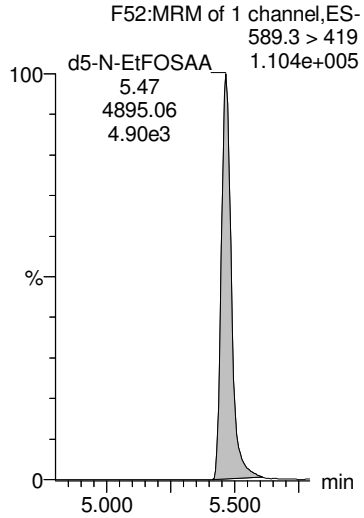

d5-N-EtFOSAA

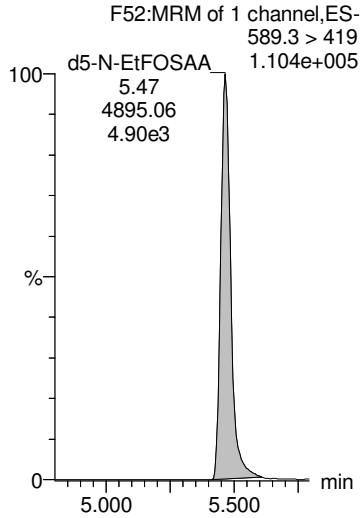

13C2-PFDoA

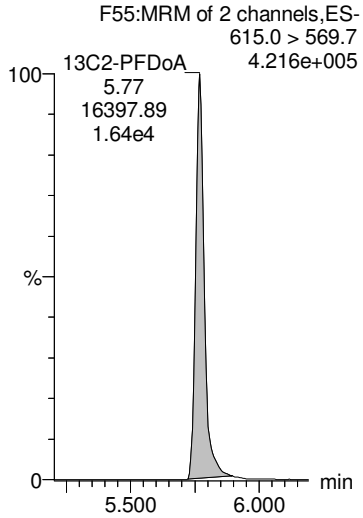

13C8-PFOS

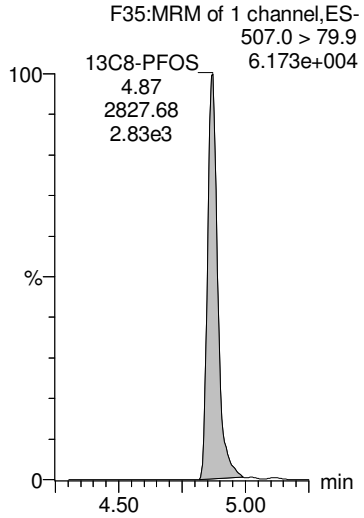

AD 9/26/2018

Dataset: Z:\Projects\PFAS.PRO\Results\180925M1\180925M1-53.qld

MMM 9/26/2018

Last Altered: Wednesday, September 26, 2018 13:06:56 Pacific Daylight Time
Printed: Wednesday, September 26, 2018 13:07:05 Pacific Daylight Time

Name: 180925M1_53, Date: 25-Sep-2018, Time: 22:34:02, ID: 1802887-08 PW1808311100GC 0.20799, Description: PW1808311100GC

13C4-PFBA

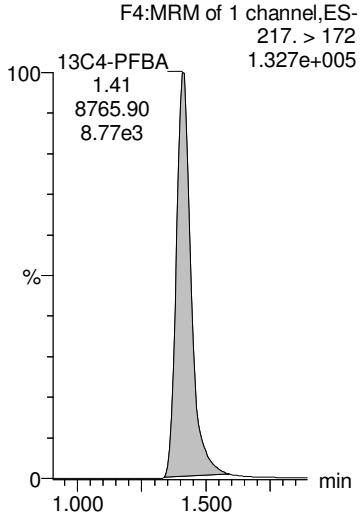

13C5-PFHxA

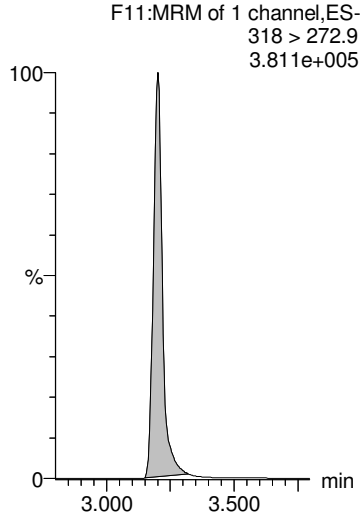

13C3-PFHxS

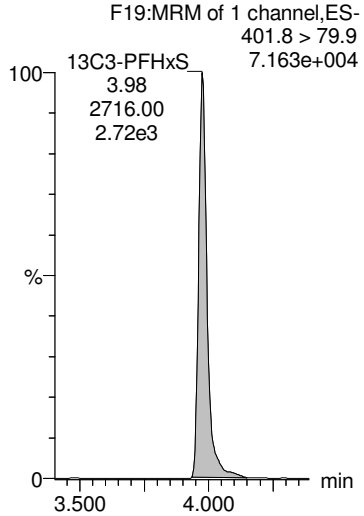

13C8-PFOA

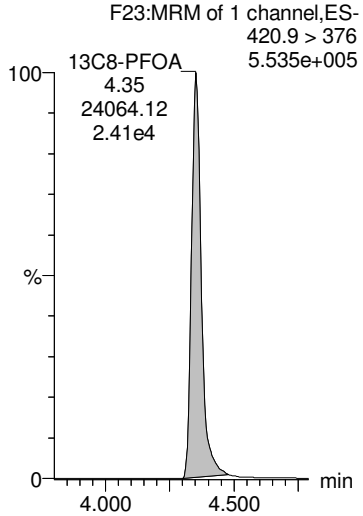

13C9-PFNA

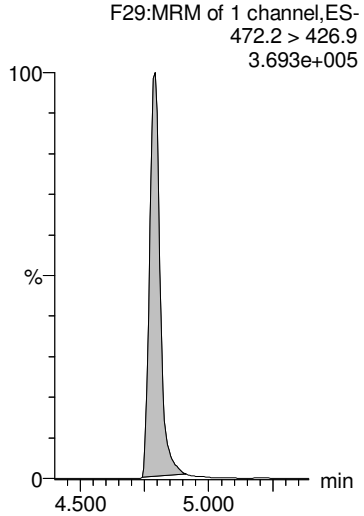

13C4-PFOS

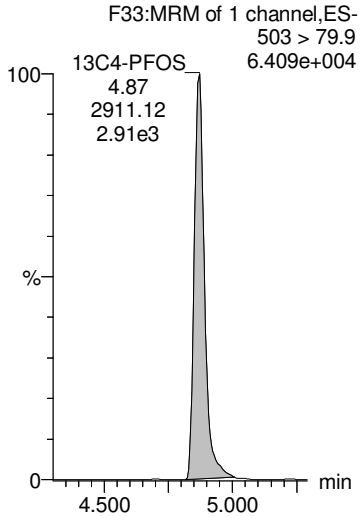

13C6-PFDA

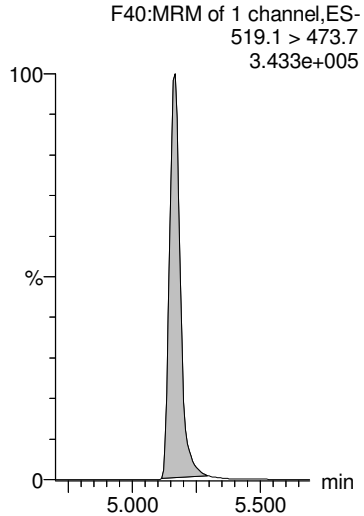

13C7-PFUdA

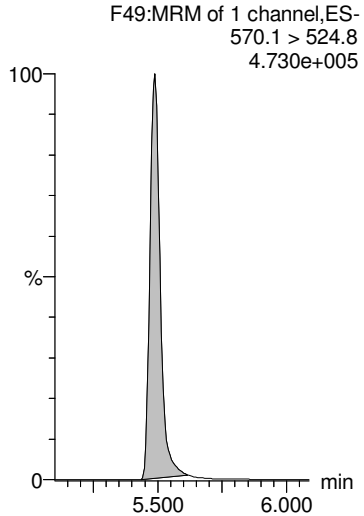

AD 9/26/2018

Dataset: Z:\Projects\PFAS.PRO\Results\180925M1\180925M1-54.qld

MMM 9/26/2018

Last Altered: Wednesday, September 26, 2018 13:08:52 Pacific Daylight Time
Printed: Wednesday, September 26, 2018 13:09:09 Pacific Daylight Time

Name: 180925M1_54, Date: 25-Sep-2018, Time: 22:44:41, ID: 1802887-09 FB1808311110GC 0.244, Description: FB1808311110GC

	#	Name	Trace	Area	IS Area	Wt/Vol	RRF	RT	Response	Conc.	%Rec	Ion Ratio	Ratio Out?
1	1	PFBA	213.0 > 168.8		6.71e3	0.244							
2	2	PFPeA	263.1 > 218.9		8.04e3	0.244							
3	3	PFBS	299.0 > 79.7		1.42e3	0.244							
4	4	4:2 FTS	327.2>307.2		2.22e3	0.244							
5	5	PFHxA	313 > 269		5.58e3	0.244							
6	36	13C3-PFBA	216.1 > 171.8	6.71e3	9.14e3	0.244	0.734	1.42	9.18	50.8902	99.3		
7	37	13C3-PFPeA	266. > 221.8	8.04e3	1.53e4	0.244	0.526	2.42	6.57	49.0506	95.7		
8	38	13C3-PFBS	302. > 98.8	1.42e3	2.74e3	0.244	0.517	2.70	6.47	50.7662	99.1		
9	39	13C2-4:2 FTS	329.2>308.9	2.22e3	2.74e3	0.244	0.812	3.11	10.2	48.2675	94.2		
10	40	13C2-PFHxA	315 > 270	5.58e3	1.53e4	0.244	0.911	3.20	4.56	18.7253	91.4		
11	-1												
12	7	PFHpA	363.0 > 318.9		7.60e3	0.244							
13	6	PFPeS	349.1>80.1		1.42e3	0.244							
14	8	L-PFHxS	398.9 > 79.6	7.04e0	1.17e3	0.244	0.000	3.96	0.0753	0.1722		2.10	YES
15	9	Br-PFHxS	398.9 > 79.6		1.17e3	0.244							
16	68	Total PFHxS	398.9 > 79.6	7.04e0	1.17e3	0.244			0.0753	0.1722			
17	41	13C4-PFHpA	367.2 > 321.8	7.60e3	1.53e4	0.244	0.497	3.83	6.21	48.2435	94.2		
18	38	13C3-PFBS	302. > 98.8	1.42e3	2.74e3	0.244	0.517	2.70	6.47	50.7662	99.1		
19	42	18O2-PFHxS	403.0 > 102.6	1.17e3	2.74e3	0.244	0.427	3.98	5.34	50.0796	97.8		
20	42	18O2-PFHxS	403.0 > 102.6	1.17e3	2.74e3	0.244	0.427	3.98	5.34	50.0796	97.8		
21	42	18O2-PFHxS	403.0 > 102.6	1.17e3	2.74e3	0.244	0.427	3.98	5.34	50.0796	97.8		
22	-1												
23	10	6:2 FTS	427.1 > 407	7.30e0	2.59e3	0.244	0.000	4.30	0.0353			0.962	YES
24	13	PFHpS	449 > 80.0		3.08e3	0.244							
25	11	L-PFOA	412.8 > 368.9	6.44e1	1.09e4	0.244	0.000	4.36	0.0739			8.54	YES
26	12	Br-PFOA	412.8 > 368.9		1.09e4	0.244							
27	69	Total PFOA	412.8 > 368.9	6.44e1	1.09e4	0.244			0.000				
28	43	13C2-6:2 FTS	429.1 > 408.9	2.59e3	3.08e3	0.244	0.841	4.30	10.5	47.1320	92.0		
29	44	13C2-PFOA	414.9 > 369.7	1.09e4	2.15e4	0.244	0.507	4.35	6.33	45.9037	89.6		
30	44	13C2-PFOA	414.9 > 369.7	1.09e4	2.15e4	0.244	0.507	4.35	6.33	45.9037	89.6		
31	44	13C2-PFOA	414.9 > 369.7	1.09e4	2.15e4	0.244	0.507	4.35	6.33	45.9037	89.6		
32	44	13C2-PFOA	414.9 > 369.7	1.09e4	2.15e4	0.244	0.507	4.35	6.33	45.9037	89.6		
33	-1												
34	14	PFNA	463.0 > 418.8		1.19e4	0.244							
35	15	PFOSA	497.9 > 77.9		1.92e3	0.244							
36	16	L-PFOS	498.9 > 79.9		3.08e3	0.244							
37	17	Br-PFOS	498.9 > 79.9		3.08e3	0.244							

AD 9/26/2018

Dataset: Z:\Projects\PFAS.PRO\Results\180925M1\180925M1-54.qld

MMM 9/26/2018

Last Altered: Wednesday, September 26, 2018 13:08:52 Pacific Daylight Time
Printed: Wednesday, September 26, 2018 13:09:09 Pacific Daylight Time

Name: 180925M1_54, Date: 25-Sep-2018, Time: 22:44:41, ID: 1802887-09 FB1808311110GC 0.244, Description: FB1808311110GC

	#	Name	Trace	Area	IS Area	Wt/Vol	RRF	RT	Response	Conc.	%Rec	Ion Ratio	Ratio Out?
38	70	Total PFOS	498.9 > 79.9	0.00e0	3.08e3	0.244			0.000				
39	45	13C5-PFNA	468.2 > 422.9	1.19e4	1.53e4	0.244	0.776	4.79	9.70	40.1597	78.4		
40	46	13C8-PFOSA	506.1 > 77.7	1.92e3	1.89e4	0.244	0.102	4.84	1.27	24.8019	48.4		
41	47	13C8-PFOS	507.0 > 79.9	3.08e3	3.08e3	0.244	1.00	4.87	12.5	48.7204	95.1		
42	47	13C8-PFOS	507.0 > 79.9	3.08e3	3.08e3	0.244	1.00	4.87	12.5	48.7204	95.1		
43	47	13C8-PFOS	507.0 > 79.9	3.08e3	3.08e3	0.244	1.00	4.87	12.5	48.7204	95.1		
44	-1												
45	18	PFDA	513 > 468.8		8.52e3	0.244							
46	19	8:2 FTS	527 > 506.9		1.80e3	0.244							
47	20	PFNS	549.1 > 80.1		3.08e3	0.244							
48	26	PFDS	598.8 > 79.9		3.08e3	0.244							
49	25	PFUdA	563.0 > 518.9		1.06e4	0.244							
50	48	13C2-PFDA	515.1 > 469.9	8.52e3	1.44e4	0.244	0.593	5.16	7.41	28.4119	55.5		
51	49	13C2-8:2 FTS	529.1 > 508.7	1.80e3	3.08e3	0.244	0.584	5.14	7.30	41.0421	80.1		
52	47	13C8-PFOS	507.0 > 79.9	3.08e3	3.08e3	0.244	1.00	4.87	12.5	48.7204	95.1		
53	47	13C8-PFOS	507.0 > 79.9	3.08e3	3.08e3	0.244	1.00	4.87	12.5	48.7204	95.1		
54	51	13C2-PFUdA	565 > 519.8	1.06e4	1.89e4	0.244	0.559	5.48	6.99	29.6706	57.9		
55	-1												
56	21	L-MeFOSAA	570 > 419		3.28e3	0.244							
57	22	Br-MeFOSAA	570. > 419		3.28e3	0.244							
58	71	Total N-MeFOSAA	570. > 419	0.00e0	3.28e3	0.244			0.000				
59	29	PFTrDA	662.9 > 618.9		1.13e4	0.244							
60	30	PFTeDA	712.8 > 669.0		8.88e3	0.244							
61	50	d3-N-MeFOSAA	573.3 > 419	3.28e3	1.89e4	0.244	0.173	5.31	2.17	36.1435	70.6		
62	50	d3-N-MeFOSAA	573.3 > 419	3.28e3	1.89e4	0.244	0.173	5.31	2.17	36.1435	70.6		
63	50	d3-N-MeFOSAA	573.3 > 419	3.28e3	1.89e4	0.244	0.173	5.31	2.17	36.1435	70.6		
64	53	13C2-PFDoA	615.0 > 569.7	1.13e4	1.44e4	0.244	0.786	5.77	9.82	31.2508	61.0		
65	55	13C2-PFTeDA	714.8 > 669.6	8.88e3	1.89e4	0.244	0.470	6.22	5.87	37.9426	74.1		
66	-1												
67	23	L-EtFOSAA	584.1 > 419		3.69e3	0.244							
68	24	Br-ETFOSAA	584.1 > 419		3.69e3	0.244							
69	72	Total N-EtFOSAA	584.1 > 419	0.00e0	3.69e3	0.244			0.000				
70	27	PFDoA	612.9 > 569.0		1.13e4	0.244							
71	73	TCDA	498.3>106.9			0.244							
72	52	d5-N-EtFOSAA	589.3 > 419	3.69e3	1.89e4	0.244	0.195	5.47	2.44	36.1868	70.6		
73	52	d5-N-EtFOSAA	589.3 > 419	3.69e3	1.89e4	0.244	0.195	5.47	2.44	36.1868	70.6		
74	52	d5-N-EtFOSAA	589.3 > 419	3.69e3	1.89e4	0.244	0.195	5.47	2.44	36.1868	70.6		

AD 9/26/2018

Dataset: Z:\Projects\PFAS.PRO\Results\180925M1\180925M1-54.qld

MMM 9/26/2018

Last Altered: Wednesday, September 26, 2018 13:08:52 Pacific Daylight Time
Printed: Wednesday, September 26, 2018 13:09:09 Pacific Daylight Time

Name: 180925M1_54, Date: 25-Sep-2018, Time: 22:44:41, ID: 1802887-09 FB1808311110GC 0.244, Description: FB1808311110GC

	#	Name	Trace	Area	IS Area	Wt/Vol	RRF	RT	Response	Conc.	%Rec	Ion Ratio	Ratio Out?
75	53	13C2-PFDoA	615.0 > 569.7	1.13e4	1.44e4	0.244	0.786	5.77	9.82	31.2508	61.0		
76	47	13C8-PFOS	507.0 > 79.9	3.08e3	3.08e3	0.244	1.00	4.87	12.5	48.7204	95.1		
77	-1												
78	60	13C4-PFBA	217. > 172	9.14e3	9.14e3	0.244	1.00	1.42	12.5	51.2295	100.0		
79	61	13C5-PFHxA	318 > 272.9	1.53e4	1.53e4	0.244	1.00	3.20	12.5	51.2295	100.0		
80	62	13C3-PFHxS	401.8 > 79.9	2.74e3	2.74e3	0.244	1.00	3.98	12.5	51.2295	100.0		
81	63	13C8-PFOA	420.9 > 376	2.15e4	2.15e4	0.244	1.00	4.35	12.5	51.2295	100.0		
82	64	13C9-PFNA	472.2 > 426.9	1.53e4	1.53e4	0.244	1.00	4.79	12.5	51.2295	100.0		
83	65	13C4-PFOS	503 > 79.9	3.08e3	3.08e3	0.244	1.00	4.87	12.5	51.2295	100.0		
84	66	13C6-PFDA	519.1 > 473.7	1.44e4	1.44e4	0.244	1.00	5.16	12.5	51.2295	100.0		
85	67	13C7-PFUdA	570.1 > 524.8	1.89e4	1.89e4	0.244	1.00	5.48	12.5	51.2295	100.0		

AD 9/26/2018

Dataset: Z:\Projects\PFAS.PRO\Results\180925M1\180925M1-54.qld

MMM 9/26/2018

Last Altered: Wednesday, September 26, 2018 13:08:52 Pacific Daylight Time
Printed: Wednesday, September 26, 2018 13:09:09 Pacific Daylight Time

Method: Z:\Projects\PFAS.PRO\MethDB\PFAS_FULL_80C_092518.mdb 26 Sep 2018 12:51:44
Calibration: Z:\Projects\PFAS.PRO\CurveDB\C18_VAL-PFAS_Q4_09-25-18.cdb 26 Sep 2018 10:07:46

Name: 180925M1_54, Date: 25-Sep-2018, Time: 22:44:41, ID: 1802887-09 FB1808311110GC 0.244, Description: FB1808311110GC

PFBA

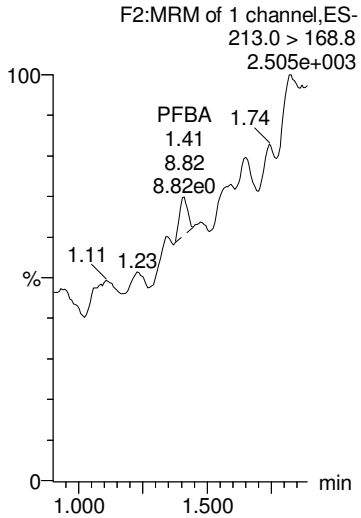

PFPeA

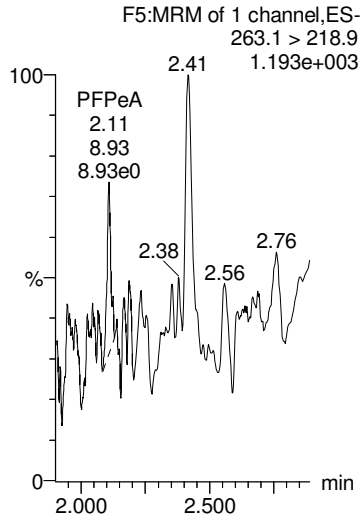

PFBS

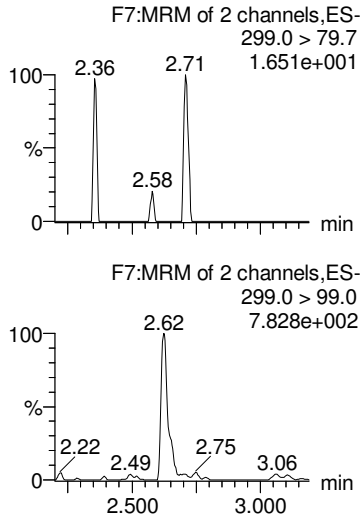

4:2 FTS

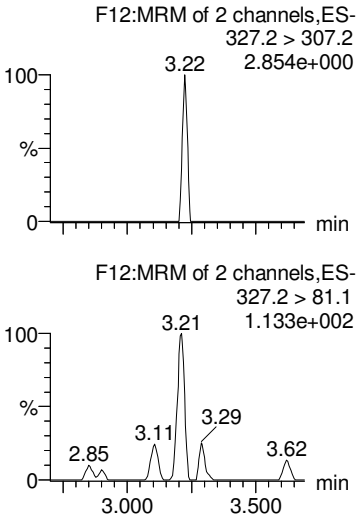

PFHxA

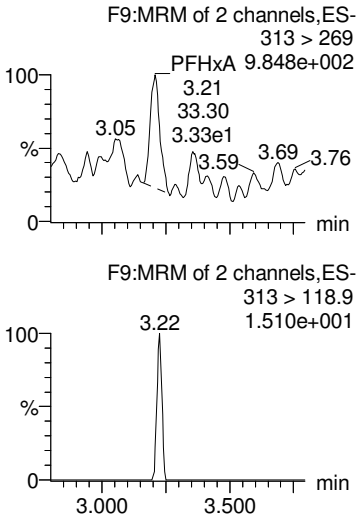

13C3-PFBA

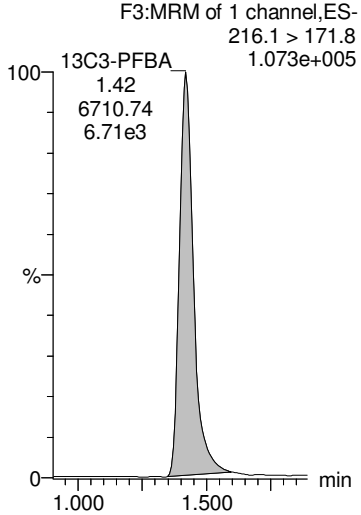

13C3-PFPeA

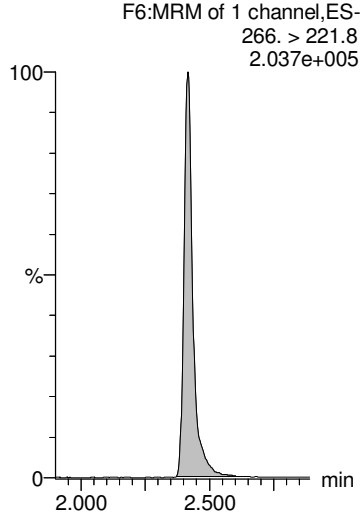

13C3-PFBS

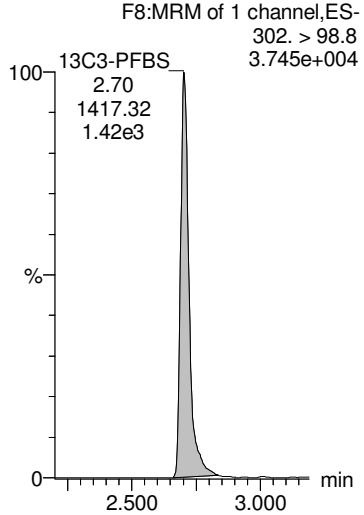

13C2-4:2 FTS

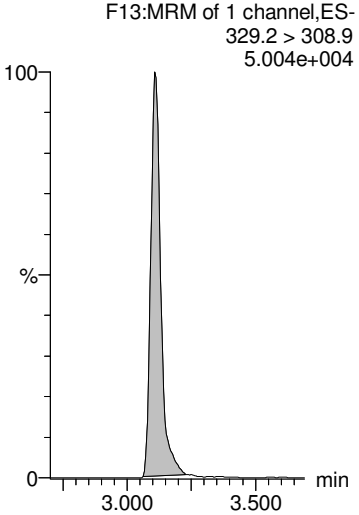

13C2-PFHxA

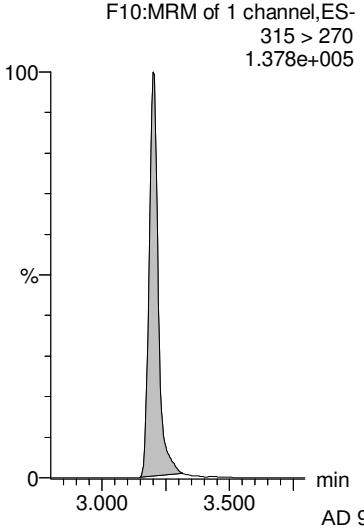

AD 9/26/2018

Dataset: Z:\Projects\PFAS.PRO\Results\180925M1\180925M1-54.qld

MMM 9/26/2018

Last Altered: Wednesday, September 26, 2018 13:08:52 Pacific Daylight Time
Printed: Wednesday, September 26, 2018 13:09:09 Pacific Daylight Time

Name: 180925M1_54, Date: 25-Sep-2018, Time: 22:44:41, ID: 1802887-09 FB1808311110GC 0.244, Description: FB1808311110GC

PFHpA

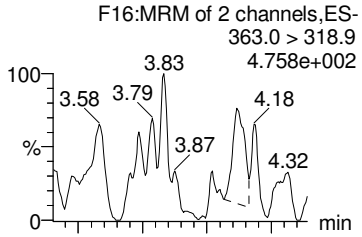

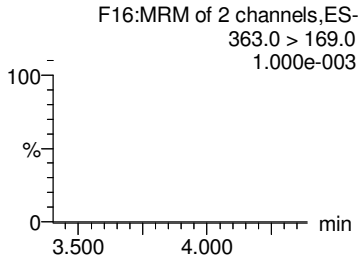

PFPeS

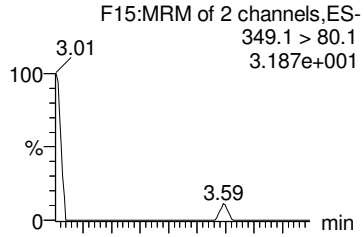

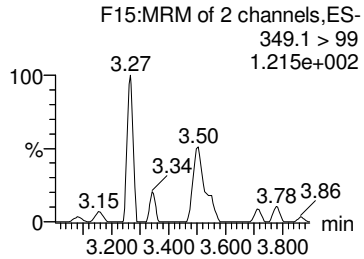

L-PFHxS

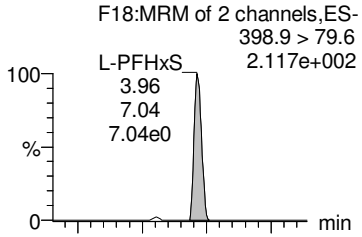

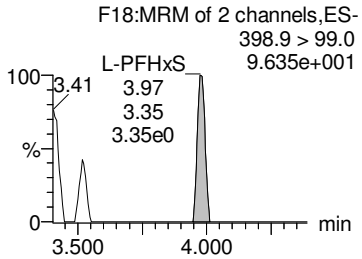

Br-PFHxS

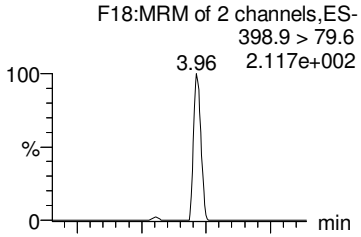

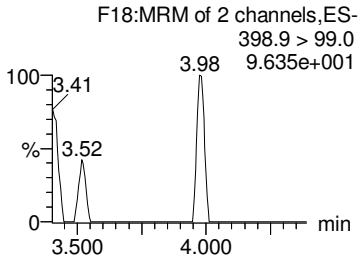

Total PFHxS

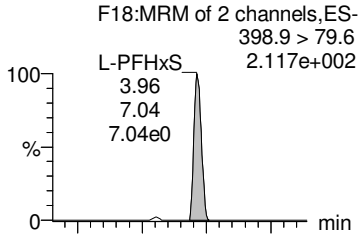

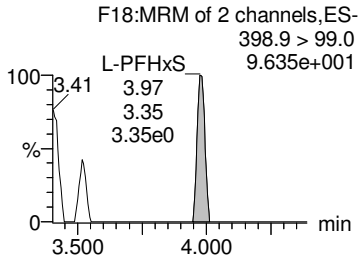

13C4-PFHpA

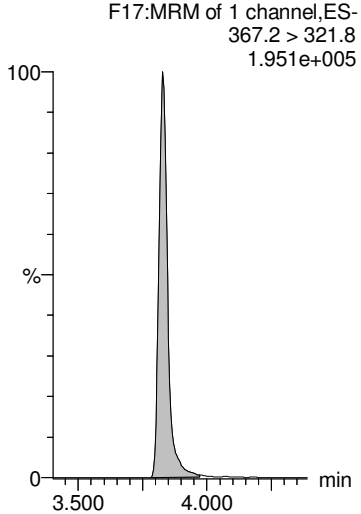

13C3-PFBS

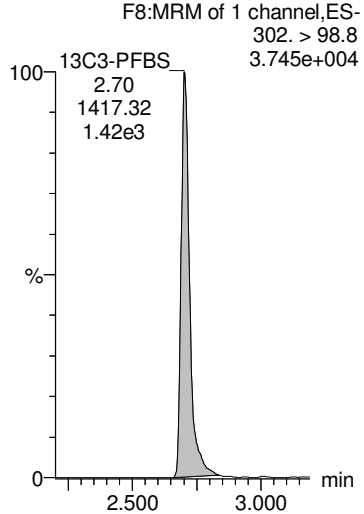

18O2-PFHxS

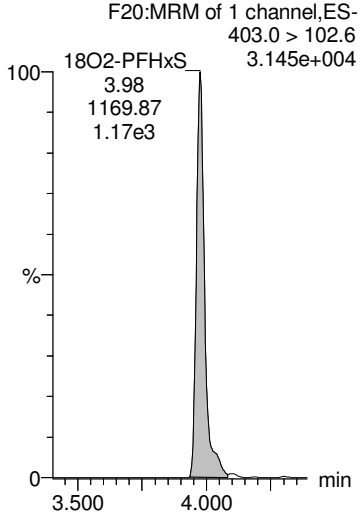

18O2-PFHxS

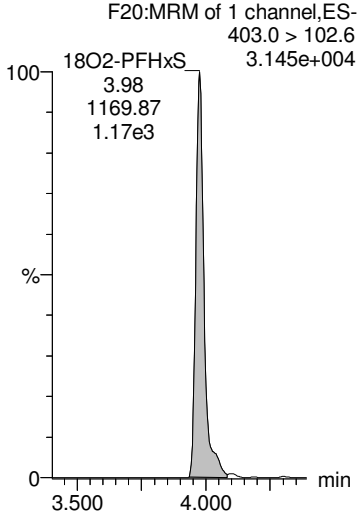

18O2-PFHxS

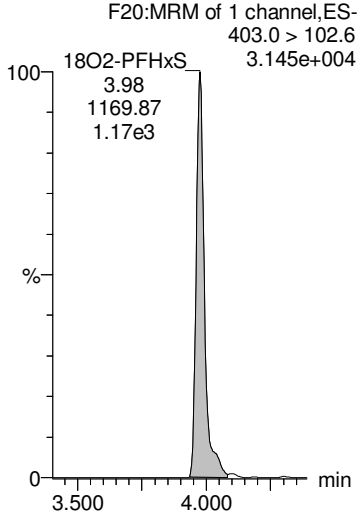

AD 9/26/2018

Dataset: Z:\Projects\PFAS.PRO\Results\180925M1\180925M1-54.qld MMM 9/26/2018

Last Altered: Wednesday, September 26, 2018 13:08:52 Pacific Daylight Time
Printed: Wednesday, September 26, 2018 13:09:09 Pacific Daylight Time

Name: 180925M1_54, Date: 25-Sep-2018, Time: 22:44:41, ID: 1802887-09 FB1808311110GC 0.244, Description: FB1808311110GC

6:2 FTS

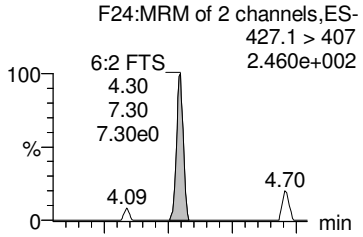

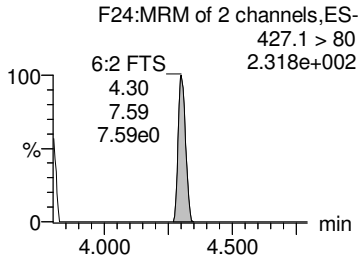

PFHpS

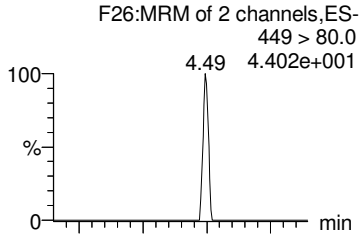

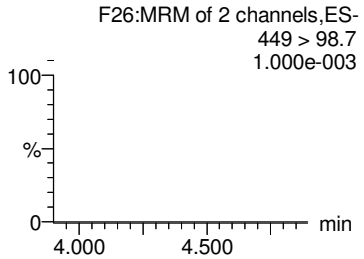

L-PFOA

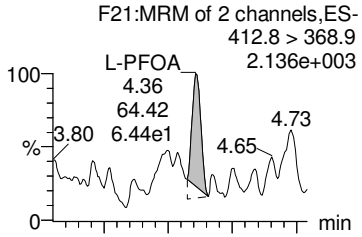

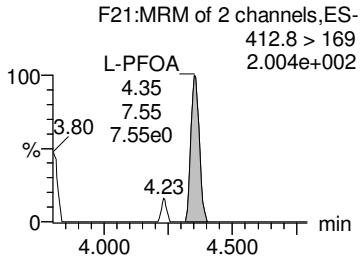

Br-PFOA

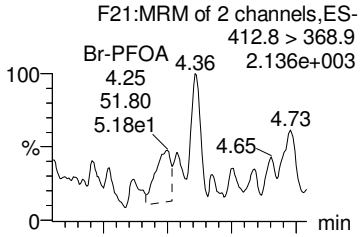

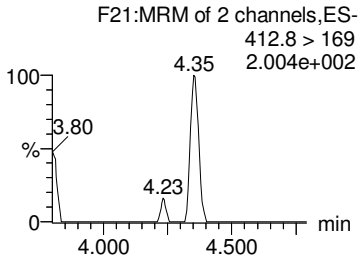

Total PFOA

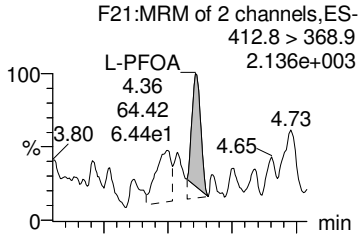

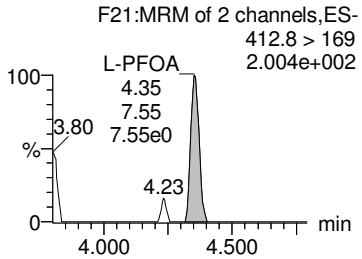

13C2-6:2 FTS

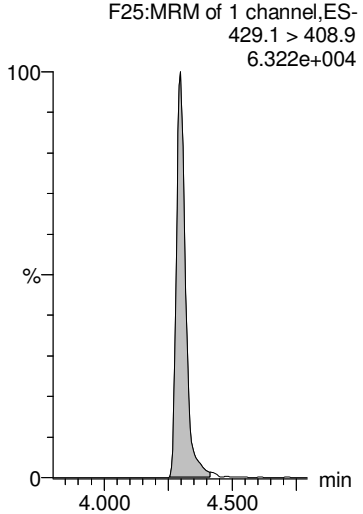

13C2-PFOA

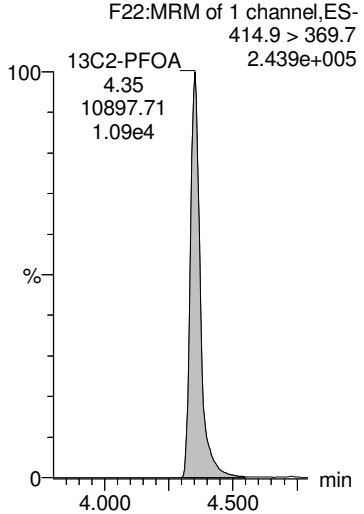

13C2-PFOA

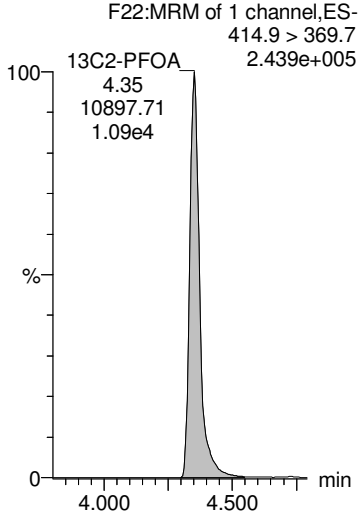

13C2-PFOA

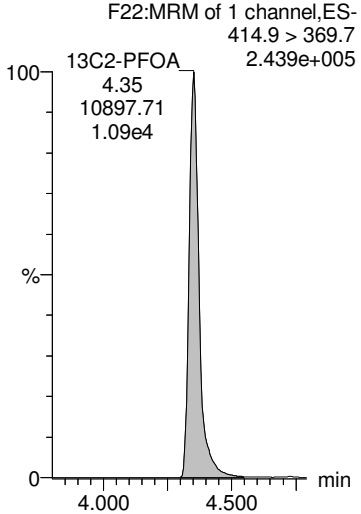

13C2-PFOA

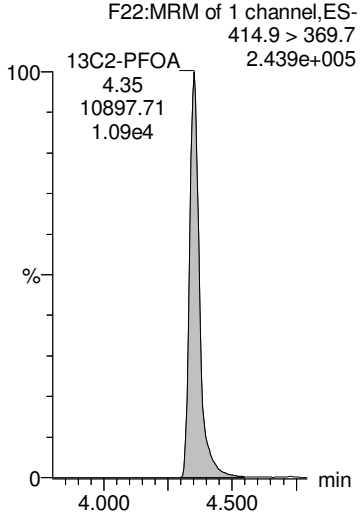

AD 9/26/2018

Dataset: Z:\Projects\PFAS.PRO\Results\180925M1\180925M1-54.qld

MMM 9/26/2018

Last Altered: Wednesday, September 26, 2018 13:08:52 Pacific Daylight Time
Printed: Wednesday, September 26, 2018 13:09:09 Pacific Daylight Time

Name: 180925M1_54, Date: 25-Sep-2018, Time: 22:44:41, ID: 1802887-09 FB1808311110GC 0.244, Description: FB1808311110GC

PFNA

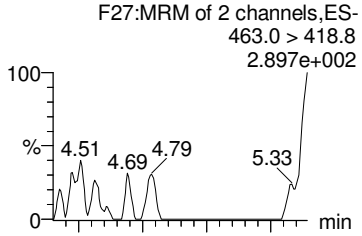

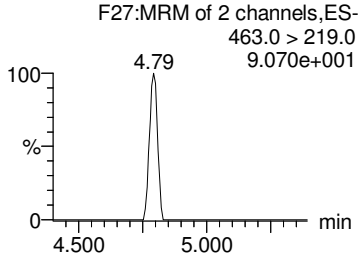

PFOSA

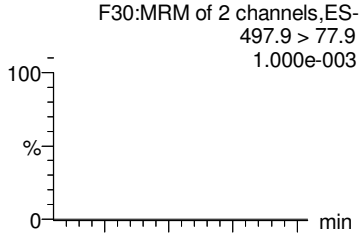

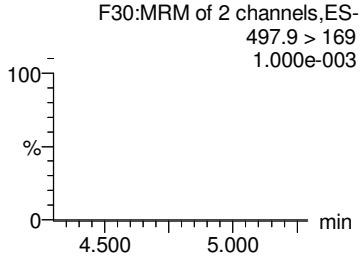

L-PFOS

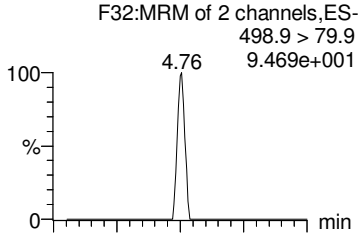

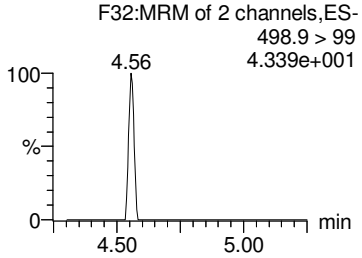

Br-PFOS

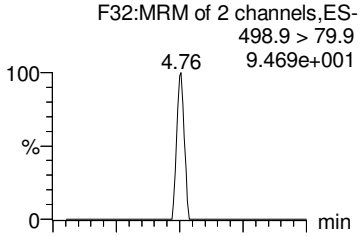

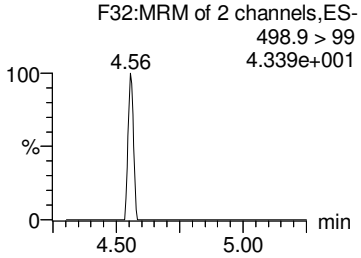

Total PFOS

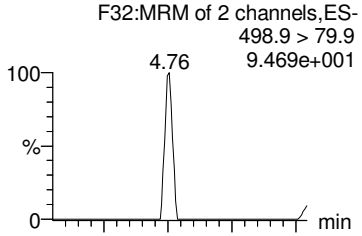

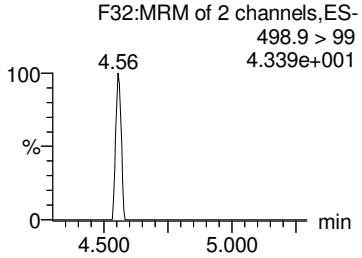

13C5-PFNA

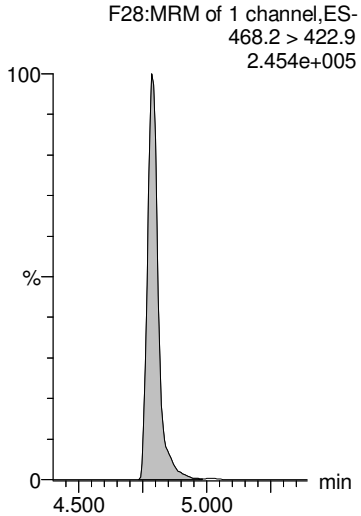

13C8-PFOSA

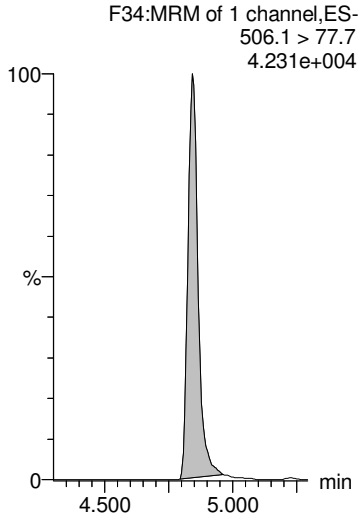

13C8-PFOS

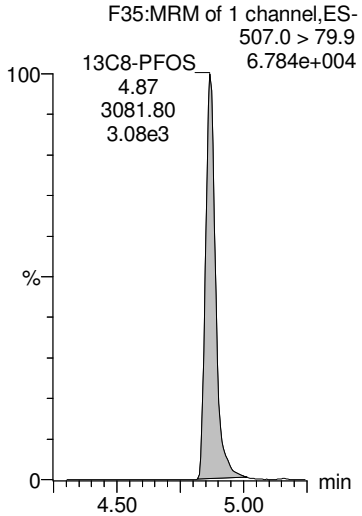

13C8-PFOS

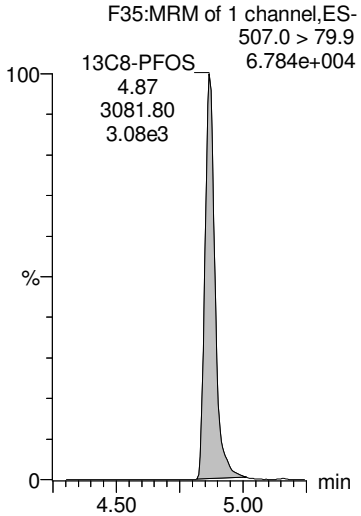

13C8-PFOS

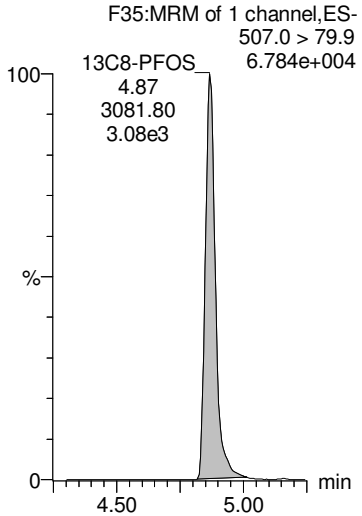

AD 9/26/2018

Dataset: Z:\Projects\PFAS.PRO\Results\180925M1\180925M1-54.qld

MMM 9/26/2018

Last Altered: Wednesday, September 26, 2018 13:08:52 Pacific Daylight Time
Printed: Wednesday, September 26, 2018 13:09:09 Pacific Daylight Time

Name: 180925M1_54, Date: 25-Sep-2018, Time: 22:44:41, ID: 1802887-09 FB1808311110GC 0.244, Description: FB1808311110GC

PFDA

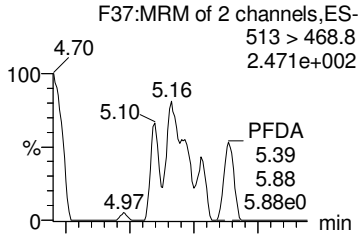

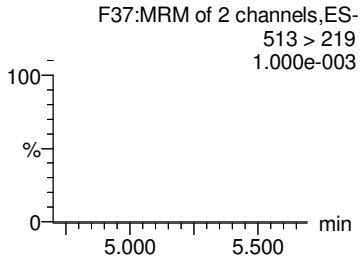

8:2 FTS

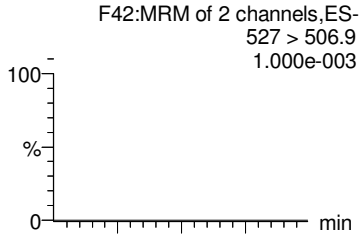

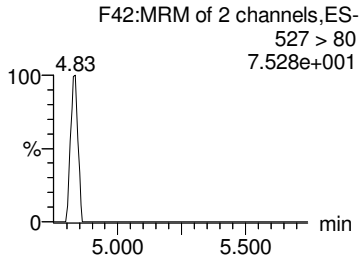

PFNS

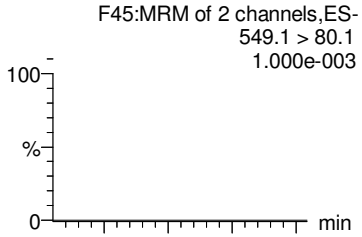

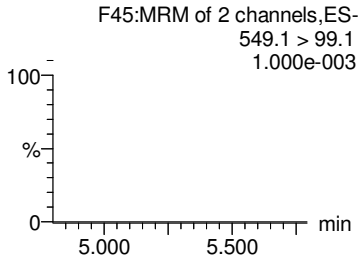

PFDS

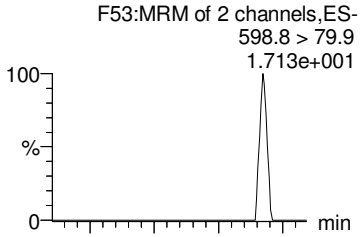

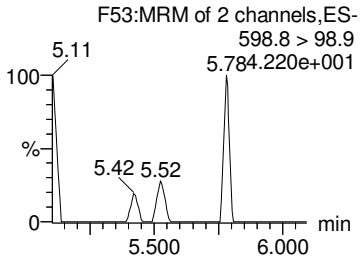

PFUdA

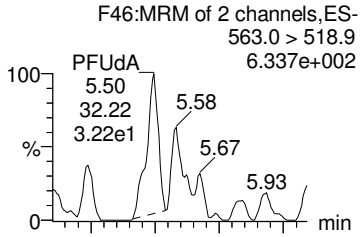

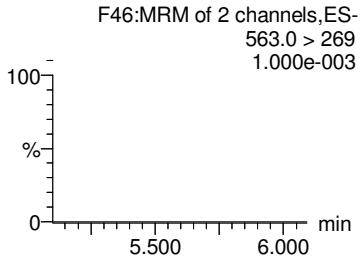

13C2-PFDA

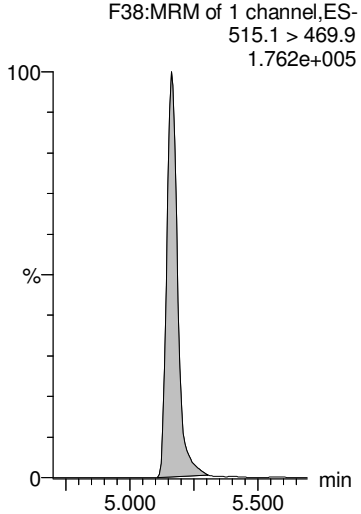

13C2-8:2 FTS

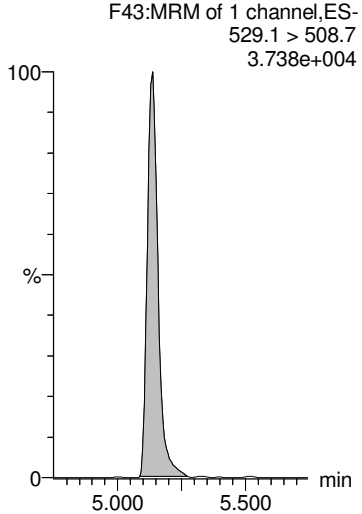

13C8-PFOS

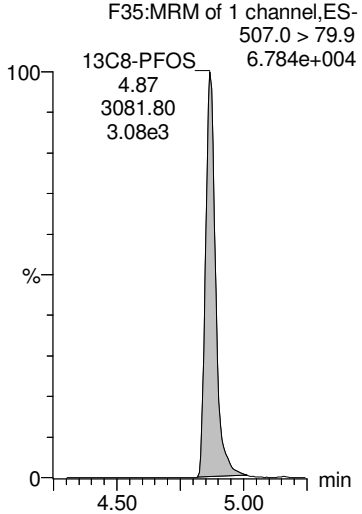

13C8-PFOS

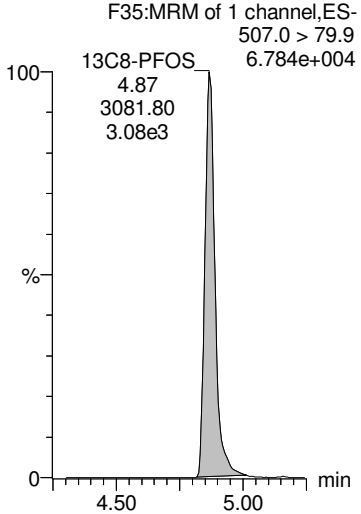

13C2-PFUdA

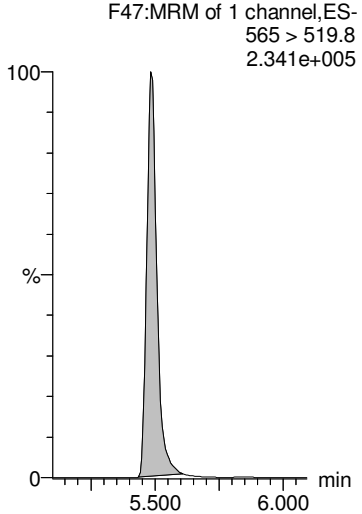

AD 9/26/2018

Dataset: Z:\Projects\PFAS.PRO\Results\180925M1\180925M1-54.qld

MMM 9/26/2018

Last Altered: Wednesday, September 26, 2018 13:08:52 Pacific Daylight Time
Printed: Wednesday, September 26, 2018 13:09:09 Pacific Daylight Time

Name: 180925M1_54, Date: 25-Sep-2018, Time: 22:44:41, ID: 1802887-09 FB1808311110GC 0.244, Description: FB1808311110GC

L-MeFOSAA

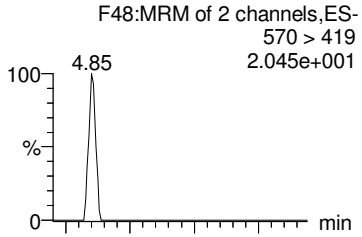

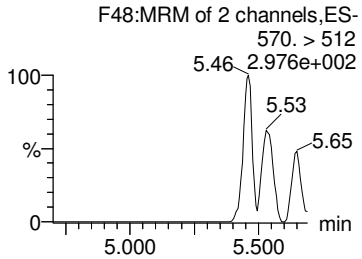

Br-MeFOSAA

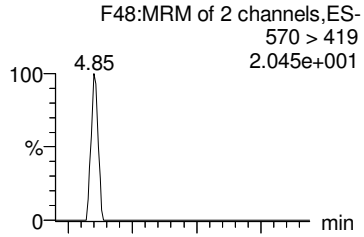

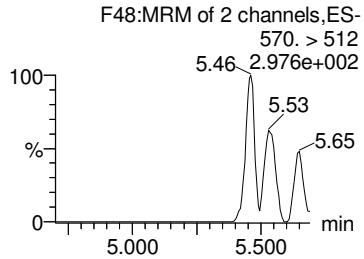

Total N-MeFOSAA

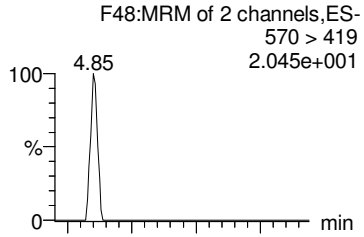

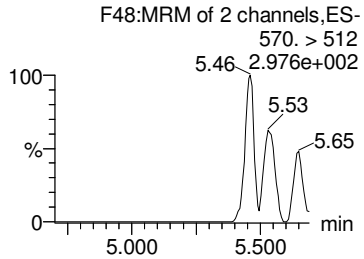

PFTrDA

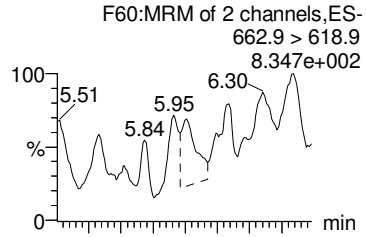

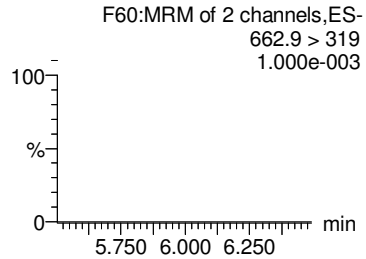

PFTeDA

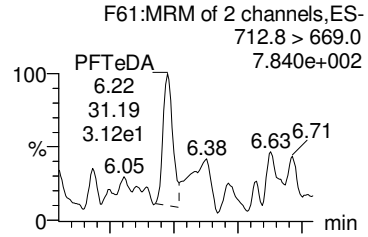

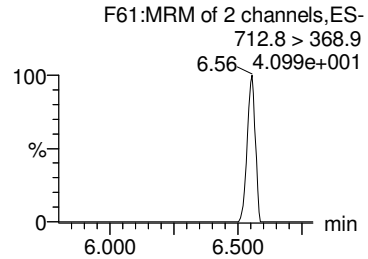

d3-N-MeFOSAA

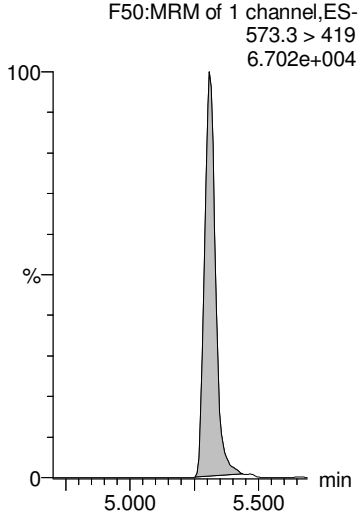

d3-N-MeFOSAA

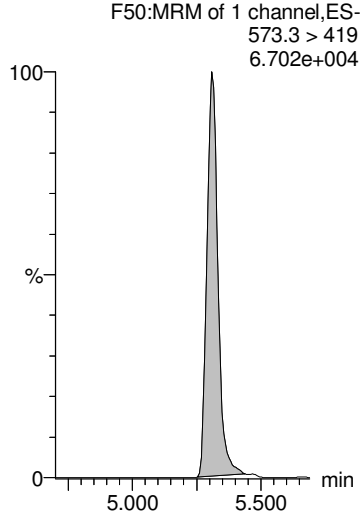

d3-N-MeFOSAA

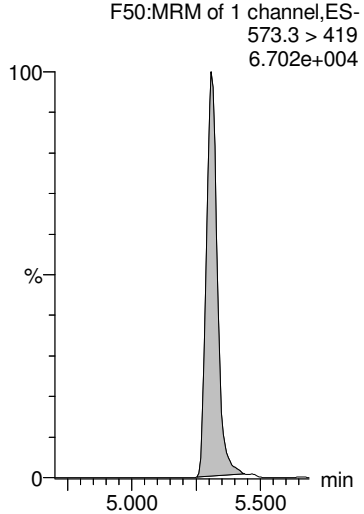

13C2-PFDoA

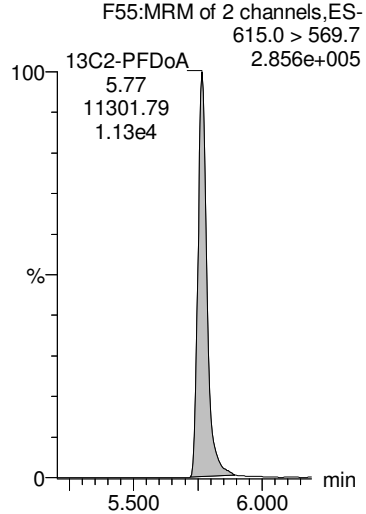

13C2-PFTeDA

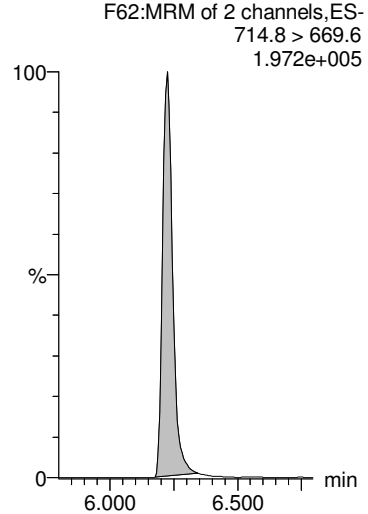

AD 9/26/2018

Dataset: Z:\Projects\PFAS.PRO\Results\180925M1\180925M1-54.qld

MMM 9/26/2018

Last Altered: Wednesday, September 26, 2018 13:08:52 Pacific Daylight Time
Printed: Wednesday, September 26, 2018 13:09:09 Pacific Daylight Time

Name: 180925M1_54, Date: 25-Sep-2018, Time: 22:44:41, ID: 1802887-09 FB1808311110GC 0.244, Description: FB1808311110GC

L-EtFOSAA

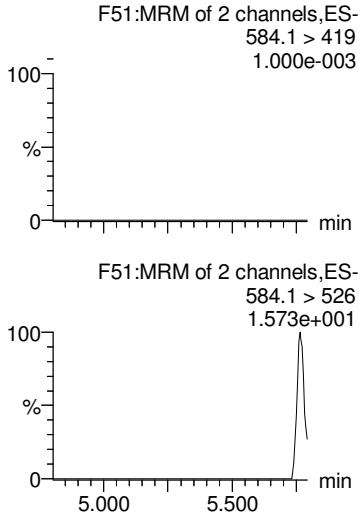

Br-ETFOSAA

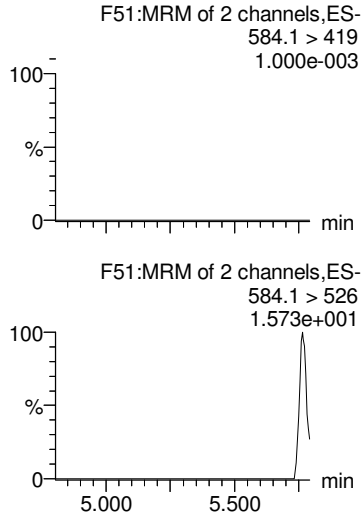

Total N-EtFOSAA

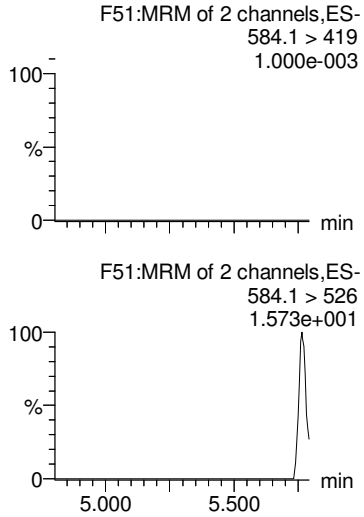

PFDoA

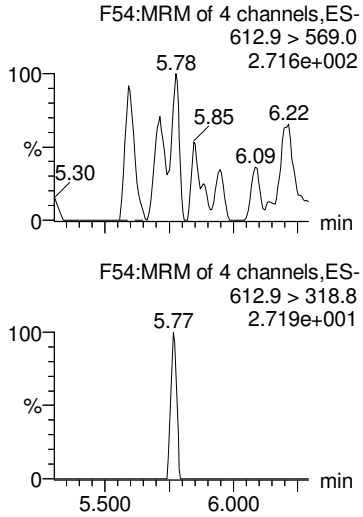

TCDA

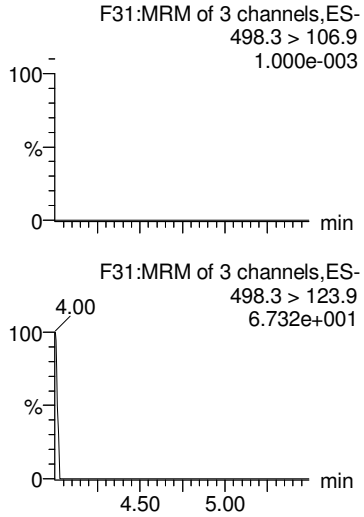

d5-N-EtFOSAA

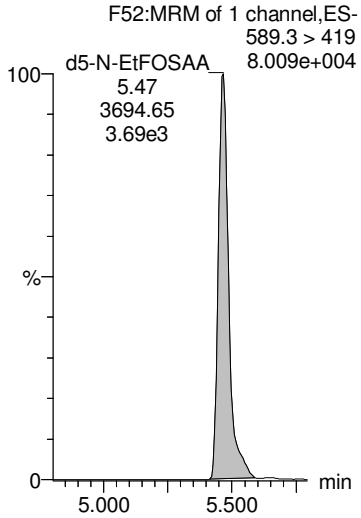

d5-N-EtFOSAA

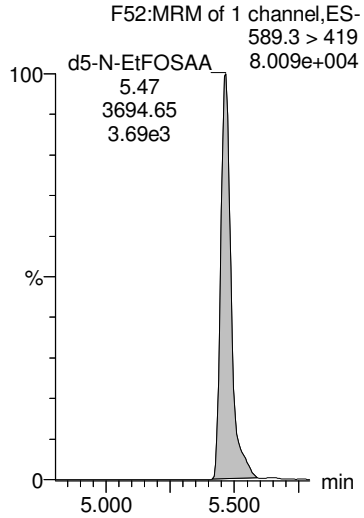

d5-N-EtFOSAA

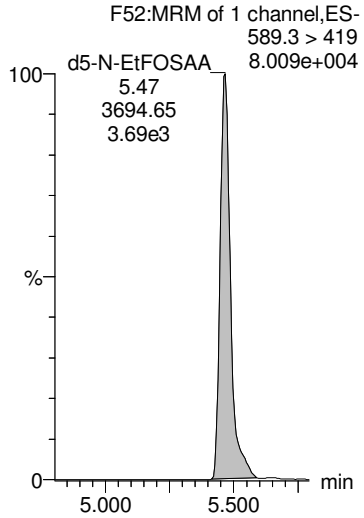

13C2-PFDoA

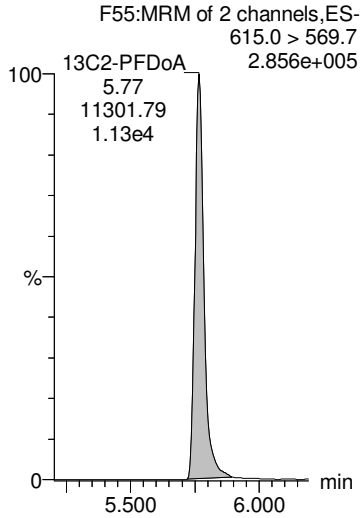

13C8-PFOS

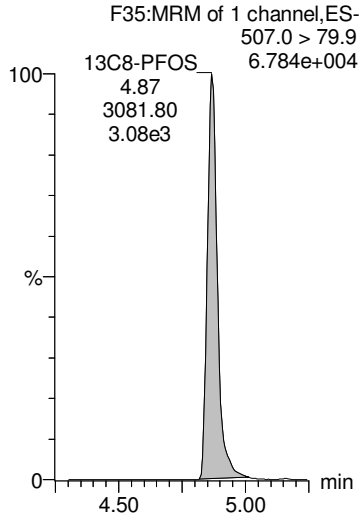

AD 9/26/2018

Dataset: Z:\Projects\PFAS.PRO\Results\180925M1\180925M1-54.qld

MMM 9/26/2018

Last Altered: Wednesday, September 26, 2018 13:08:52 Pacific Daylight Time
Printed: Wednesday, September 26, 2018 13:09:09 Pacific Daylight Time

Name: 180925M1_54, Date: 25-Sep-2018, Time: 22:44:41, ID: 1802887-09 FB1808311110GC 0.244, Description: FB1808311110GC

13C4-PFBA

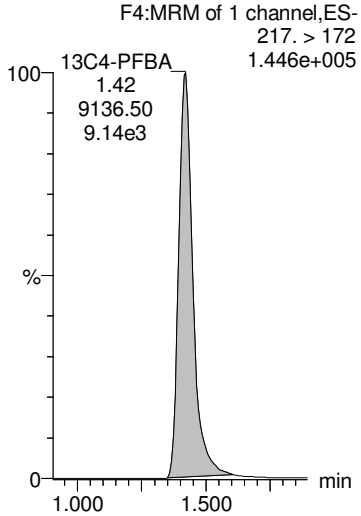

13C5-PFHxA

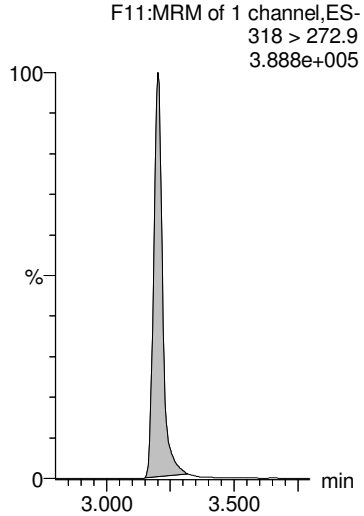

13C3-PFHxS

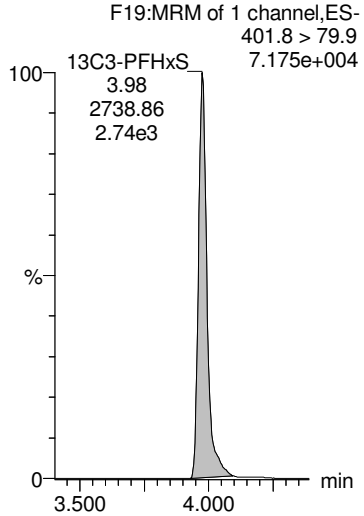

13C8-PFOA

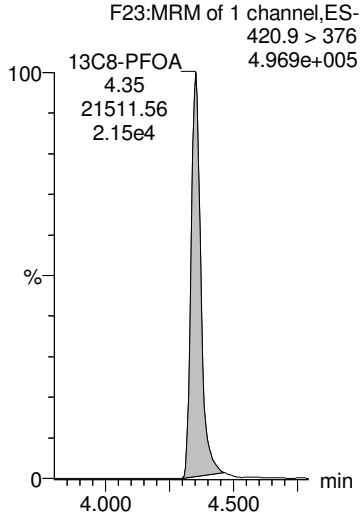

13C9-PFNA

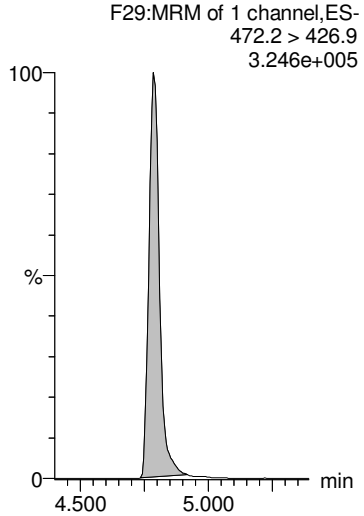

13C4-PFOS

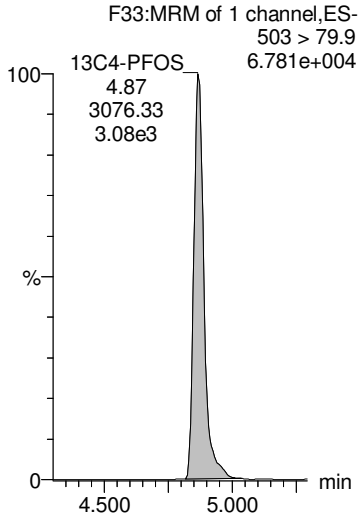

13C6-PFDA

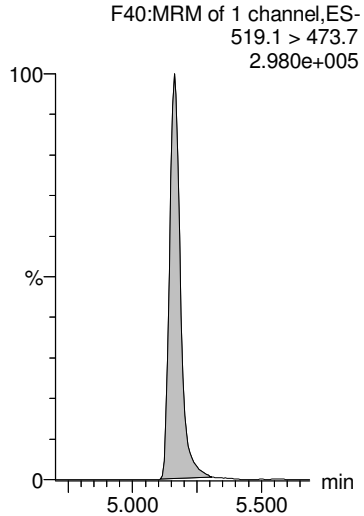

13C7-PFUdA

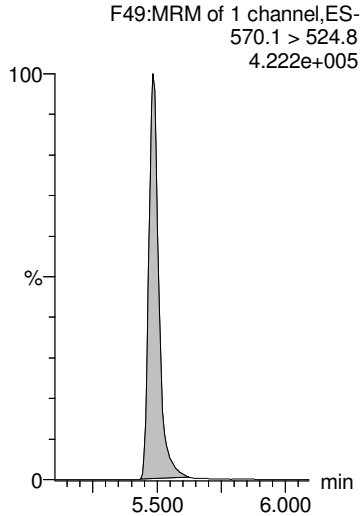

AD 9/26/2018

CONTINUING CALIBRATION

LC Calibration Standards Review Checklist G4

			ION Ratio	Concentration	C-Cals Name	Sign Date	Correct I-Cal	Manual Integrations	N/A
Calibration ID:	ST180925M1-11	L (M) H	☑	☑	☑	☑	☑	☑	☐
Calibration ID:	-12	L (M) H	☑	☑	☑	☑	☑	☑	☐
Calibration ID:	-13	L (M) H	☑	☑	☑	☑	☑	☑	☑
Calibration ID:		L M H	☐	☐	☐	☐	☐	☐	☐
Calibration ID:		L M H	☐	☐	☐	☐	☐	☐	☐
Calibration ID:		L M H	☐	☐	☐	☐	☐	☐	☐
Calibration ID:		L M H	☐	☐	☐	☐	☐	☐	☐
Calibration ID:		L M H	☐	☐	☐	☐	☐	☐	☐
Calibration ID:		L M H	☐	☐	☐	☐	☐	☐	☐
Calibration ID:		L M H	☐	☐	☐	☐	☐	☐	☐

Full Mass Cal. Date: 9/23/18

Run Log Present: ☑

# of Samples per Sequence Checked: ☑

Instrument Blank Saved ☑

IIS Area Saved ☑

Reviewed By: KBF 9/26/18
Initials/Date

Comments:

Vista Analytical Laboratory

Dataset: Z:\Projects\PFAS.PRO\Results\180925M1\180925M1-32.qld

Last Altered: Wednesday, September 26, 2018 15:18:16 Pacific Daylight Time
Printed: Wednesday, September 26, 2018 15:18:35 Pacific Daylight Time

Name: 180925M1_32, Date: 25-Sep-2018, Time: 18:51:36, ID: ST180925M1-11 PFC CS3 18I1706, Description: PFC CS3 18I1706

	#	Name	Trace	Area	IS Area	wt/vol	RT	Response	Conc.	%Rec	Recovery ...	Ion Ratio	Ratio Out?
1	1	PFBA	213.0 > 168.8	11596.710	12611.998	1.00	1.44	11.494	10.1	100.7	NO		
2	2	PFPeA	263.1 > 218.9	11442.375	14550.011	1.00	2.43	9.830	9.7	97.2	NO		
3	3	PFBS	299.0 > 79.7	2964.423	1992.237	1.00	2.72	18.600	10.1	100.7	NO	2.815	NO
4	4	4:2 FTS	327.2>307.2	3574.777	3276.491	1.00	3.12	13.638	10.9	109.3	NO	2.009	NO
5	5	PFHxA	313 > 269	21386.334	10597.202	1.00	3.22	10.091	10.5	104.7	NO	15.401	NO
6	6	PFPeS	349.1>80.1	2440.786	1992.237	1.00	3.42	15.314	10.1	101.3	NO	1.490	NO
7	36	13C3-PFBA	216.1 > 171.8	12611.998	16830.736	1.00	1.44	9.367	12.7	101.3	NO		
8	37	13C3-PFPeA	266. > 221.8	14550.011	27649.242	1.00	2.43	6.578	12.0	95.9	NO		
9	38	13C3-PFBS	302. > 98.8	1992.237	3812.630	1.00	2.72	6.532	12.5	100.1	NO		
10	39	13C2-4:2 FTS	329.2>308.9	3276.491	3812.630	1.00	3.12	10.742	12.5	99.7	NO		
11	40	13C2-PFHxA	315 > 270	10597.202	27649.242	1.00	3.22	4.791	4.8	96.1	NO		
12	38	13C3-PFBS	302. > 98.8	1992.237	3812.630	1.00	2.72	6.532	12.5	100.1	NO		
13	-1												
14	10	6:2 FTS	427.1 > 407	3876.455	3654.446	1.00	4.31	13.259	9.4	94.1	NO	2.834	NO
15	7	PFHpA	363.0 > 318.9	13303.029	14251.993	1.00	3.85	11.668	10.0	100.4	NO	9.914	NO
16	8	L-PFHxS	398.9 > 79.6	2315.387	1721.145	1.00	3.99	16.816	9.4	94.1	NO	1.628	NO
17	11	L-PFOA	412.8 > 368.9	29667.600	22008.520	1.00	4.37	16.850	9.9	98.7	NO	3.448	NO
18	13	PFHpS	449 > 80.0	2957.726	4009.855	1.00	4.48	9.220	10.9	108.7	NO	1.801	NO
19	14	PFNA	463.0 > 418.8	21873.494	26533.904	1.00	4.81	10.305	10.0	99.5	NO	3.818	NO
20	43	13C2-6:2 FTS	429.1 > 408.9	3654.446	3950.165	1.00	4.31	11.564	12.7	101.2	NO		
21	41	13C4-PFHpA	367.2 > 321.8	14251.993	27649.242	1.00	3.85	6.443	12.2	97.7	NO		
22	42	18O2-PFHxS	403.0 > 102.6	1721.145	3812.630	1.00	3.99	5.643	12.9	103.3	NO		
23	44	13C2-PFOA	414.9 > 369.7	22008.520	38463.328	1.00	4.37	7.152	12.7	101.2	NO		
24	47	13C8-PFOS	507.0 > 79.9	4009.855	3950.165	1.00	4.88	12.689	12.0	96.4	NO		
25	45	13C5-PFNA	468.2 > 422.9	26533.904	27172.500	1.00	4.81	12.206	12.3	98.7	NO		
26	-1												
27	15	PFOSA	497.9 > 77.9	5014.132	5999.337	1.00	4.86	10.447	10.2	101.6	NO	22.489	YES
28	16	L-PFOS	498.9 > 79.9	3220.454	4009.855	1.00	4.88	10.039	10.1	101.2	NO	1.807	NO
29	18	PFDA	513 > 468.8	23274.576	22922.629	1.00	5.18	12.692	10.1	101.5	NO	4.773	NO
30	19	8:2 FTS	527 > 506.9	3521.949	2922.681	1.00	5.16	15.063	9.8	98.0	NO	2.342	NO
31	20	PFNS	549.1 > 80.1	2385.585	4009.855	1.00	5.24	7.437	10.0	100.5	NO	1.506	NO
32	21	L-MeFOSAA	570 > 419	8689.266	7410.509	1.00	5.33	14.657	10.1	100.8	NO	2.494	NO
33	46	13C8-PFOSA	506.1 > 77.7	5999.337	32327.615	1.00	4.86	2.320	11.1	88.4	NO		
34	47	13C8-PFOS	507.0 > 79.9	4009.855	3950.165	1.00	4.88	12.689	12.0	96.4	NO		
35	48	13C2-PFDA	515.1 > 469.9	22922.629	23596.186	1.00	5.18	12.143	11.4	90.9	NO		
36	49	13C2-8:2 FTS	529.1 > 508.7	2922.681	3950.165	1.00	5.15	9.249	12.7	101.4	NO		

9/26/18

a 1/26/10

Vista Analytical Laboratory

Dataset: Z:\Projects\PFAS.PRO\Results\180925M1\180925M1-32.qld

Last Altered: Wednesday, September 26, 2018 15:18:16 Pacific Daylight Time
Printed: Wednesday, September 26, 2018 15:18:35 Pacific Daylight Time

Name: 180925M1_32, Date: 25-Sep-2018, Time: 18:51:36, ID: ST180925M1-11 PFC CS3 18I1706, Description: PFC CS3 18I1706

	#	Name	Trace	Area	IS Area	wt/vol	RT	Response	Conc.	%Rec	Recovery ...	Ion Ratio	Ratio Out?
37	47	13C8-PFOS	507.0 > 79.9	4009.855	3950.165	1.00	4.88	12.689	12.0	96.4	NO		
38	50	d3-N-MeFOSAA	573.3 > 419	7410.509	32327.615	1.00	5.32	2.865	11.7	93.3	NO		
39	-1												
40	23	L-EtFOSAA	584.1 > 419	7082.413	8611.204	1.00	5.48	10.281	9.7	97.0	NO	1.312	NO
41	27	PFDoA	612.9 > 569.0	29652.941	29245.324	1.00	5.78	12.674	10.0	99.7	NO	10.088	NO
42	26	PFDS	598.8 > 79.9	3506.550	4009.855	1.00	5.55	10.931	10.7	107.1	NO	1.775	NO
43	25	PFUdA	563.0 > 518.9	23497.471	30902.816	1.00	5.50	9.505	9.5	94.6	NO	8.900	NO
44	28	N-MeFOSA	512.1 > 168.9	5894.421	18836.996	1.00	5.81	46.938	50.6	101.2	NO	1.454	NO
45	29	PFTrDA	662.9 > 618.9	29722.098	29245.324	1.00	6.03	12.704	9.7	97.3	NO	23.608	NO
46	52	d5-N-EtFOSAA	589.3 > 419	8611.204	32327.615	1.00	5.48	3.330	12.0	96.3	NO		
47	53	13C2-PFDoA	615.0 > 569.7	29245.324	23596.186	1.00	5.78	15.493	12.0	96.2	NO		
48	47	13C8-PFOS	507.0 > 79.9	4009.855	3950.165	1.00	4.88	12.689	12.0	96.4	NO		
49	51	13C2-PFUdA	565 > 519.8	30902.816	32327.615	1.00	5.50	11.949	12.4	99.0	NO		
50	54	d3-N-MeFOSA	515.2 > 168.9	18836.996	32327.615	1.00	5.83	7.284	138.7	92.5	NO		
51	53	13C2-PFDoA	615.0 > 569.7	29245.324	23596.186	1.00	5.78	15.493	12.0	96.2	NO		
52	-1												
53	30	PFTeDA	712.8 > 669.0	27825.676	20869.980	1.00	6.24	16.666	9.3	93.4	NO	15.032	NO
54	31	N-EtFOSA	526.1 > 168.9	6248.196	22106.334	1.00	6.20	42.396	48.3	96.6	NO	1.562	NO
55	32	PFHxDA	813.1 > 768.6	14769.728	11468.245	1.00	6.55	6.439	11.2	111.6	NO	24.189	NO
56	33	PFODA	913.1 > 868.8	17843.986	11468.245	1.00	6.78	7.780	10.0	100.4	NO		
57	34	N-MeFOSE	616.1 > 58.9	4708.752	14628.751	1.00	6.33	48.283	53.3	106.6	NO		
58	35	N-EtFOSE	630.1 > 58.9	5463.051	14854.839	1.00	6.49	55.164	51.4	102.9	NO		
59	55	13C2-PFTeDA	714.8 > 669.6	20869.980	32327.615	1.00	6.24	8.070	12.7	101.8	NO		
60	56	d5-N-ETFOSA	531.1 > 168.9	22106.334	32327.615	1.00	6.21	8.548	146.5	97.7	NO		
61	57	13C2-PFHxDA	815 > 769.7	11468.245	32327.615	1.00	6.55	4.434	4.7	94.5	NO		
62	57	13C2-PFHxDA	815 > 769.7	11468.245	32327.615	1.00	6.55	4.434	4.7	94.5	NO		
63	58	d7-N-MeFOSE	623.1 > 58.9	14628.751	32327.615	1.00	6.33	5.656	131.1	87.4	NO		
64	59	d9-N-EtFOSE	639.2 > 58.8	14854.839	32327.615	1.00	6.48	5.744	132.1	88.1	NO		
65	-1												
66	60	13C4-PFBA	217. > 172	16830.736	16830.736	1.00	1.44	12.500	12.5	100.0	NO		
67	61	13C5-PFHxA	318 > 272.9	27649.242	27649.242	1.00	3.22	12.500	12.5	100.0	NO		
68	62	13C3-PFHxS	401.8 > 79.9	3812.630	3812.630	1.00	3.99	12.500	12.5	100.0	NO		
69	63	13C8-PFOA	420.9 > 376	38463.328	38463.328	1.00	4.37	12.500	12.5	100.0	NO		
70	64	13C9-PFNA	472.2 > 426.9	27172.500	27172.500	1.00	4.81	12.500	12.5	100.0	NO		
71	65	13C4-PFOS	503 > 79.9	3950.165	3950.165	1.00	4.88	12.500	12.5	100.0	NO		
72	66	13C6-PFDA	519.1 > 473.7	23596.186	23596.186	1.00	5.18	12.500	12.5	100.0	NO		

Vista Analytical Laboratory

Dataset: Z:\Projects\PFAS.PRO\Results\180925M1\180925M1-32.qld

Last Altered: Wednesday, September 26, 2018 15:18:16 Pacific Daylight Time
Printed: Wednesday, September 26, 2018 15:18:35 Pacific Daylight Time

Name: 180925M1_32, Date: 25-Sep-2018, Time: 18:51:36, ID: ST180925M1-11 PFC CS3 18I1706, Description: PFC CS3 18I1706

	#	Name	Trace	Area	IS Area	wt/vol	RT	Response	Conc.	%Rec	Recovery ...	Ion Ratio	Ratio Out?
73	67	13C7-PFUdA	570.1 > 524.8	32327.615	32327.615	1.00	5.50	12.500	12.5	100.0	NO		

Quantify Compound Summary Report **MassLynx MassLynx V4.1 SCN 945**
Vista Analytical Laboratory

Dataset: Untitled

Last Altered: Wednesday, September 26, 2018 15:30:57 Pacific Daylight Time
Printed: Wednesday, September 26, 2018 15:31:38 Pacific Daylight Time

Method: Z:\Projects\PFAS.pro\MethDB\PFAS_FULL_80C_092518.mdb 26 Sep 2018 12:51:44
Calibration: Z:\Projects\PFAS.pro\CurveDB\C18_VAL-PFAS_Q4_09-25-18.cdb 26 Sep 2018 10:07:46

Compound name: PFBA

	#	Name	ID	Acq.Date	Acq.Time
1	1	180925M1_1	IPA	25-Sep-18	12:56:33
2	2	180925M1_2	ST180925M1-1 PFC CS-2 18I1701	25-Sep-18	13:07:06
3	3	180925M1_3	ST180925M1-2 PFC CS-1 18I1702	25-Sep-18	13:17:44
4	4	180925M1_4	ST180925M1-3 PFC CS0 18I1703	25-Sep-18	13:28:16
5	5	180925M1_5	ST180925M1-4 PFC CS1 18I1704	25-Sep-18	13:38:54
6	6	180925M1_6	ST180925M1-5 PFC CS2 18I1705	25-Sep-18	13:49:27
7	7	180925M1_7	ST180925M1-6 PFC CS3 18I1706	25-Sep-18	14:00:06
8	8	180925M1_8	ST180925M1-7 PFC CS4 18I1707	25-Sep-18	14:10:44
9	9	180925M1_9	ST180925M1-8 PFC CS5 18I1708	25-Sep-18	14:21:17
10	10	180925M1_10	ST180925M1-9 PFC CS6 18I1709	25-Sep-18	14:31:55
11	11	180925M1_11	ST180925M1-10 PFC CS7 18I1710	25-Sep-18	14:42:27
12	12	180925M1_12	IPA	25-Sep-18	14:53:05
13	13	180925M1_13	ICV180925M1-1 PFC ICV 18I1711	25-Sep-18	15:03:38
14	14	180925M1_14	IPA	25-Sep-18	15:14:17
15	15	180925M1_15	B8I0152-BS1 OPR 0.125	25-Sep-18	15:51:22
16	16	180925M1_16	B8I0152-BLK1 Method Blank 0.125	25-Sep-18	16:01:56
17	17	180925M1_17	1803089-01 091918-GRW-MW8BR 0.1...	25-Sep-18	16:12:34
18	18	180925M1_18	1803089-02 091918-GRW-MW8BR-D ...	25-Sep-18	16:23:06
19	19	180925M1_19	B8I0089-BS1 OPR 1	25-Sep-18	16:33:45
20	20	180925M1_20	B8I0089-BLK1 Method Blank 1	25-Sep-18	16:44:18
21	21	180925M1_21	B8I0089-MS1 Matrix Spike 1.18	25-Sep-18	16:54:56
22	22	180925M1_22	B8I0089-MSD1 Matrix Spike Dup 1.2	25-Sep-18	17:05:35
23	23	180925M1_23	1802897-01 18Q3SS035-MW0101-SO-...	25-Sep-18	17:16:08
24	24	180925M1_24	1802897-02 18Q3SS035-MW0101-SO-...	25-Sep-18	17:26:46
25	25	180925M1_25	1802897-03 18Q3SS035-MW0102-SO-...	25-Sep-18	17:37:19
26	26	180925M1_26	1802897-04 18Q3SS035-MW0103-SO-...	25-Sep-18	17:47:57
27	27	180925M1_27	1802897-05 18Q3SS035-SS2001-SO-0...	25-Sep-18	17:58:29
28	28	180925M1_28	1802897-06 18Q3SS035-SB2001-SO-0...	25-Sep-18	18:09:08
29	29	180925M1_29	1802897-07 18Q3SS035-SB2002-SO-0...	25-Sep-18	18:19:46
30	30	180925M1_30	1802897-09 18Q3SS035-SB2301-SO-0...	25-Sep-18	18:30:19
31	31	180925M1_31	IPA	25-Sep-18	18:40:58
32	32	180925M1_32	ST180925M1-11 PFC CS3 18I1706	25-Sep-18	18:51:36
33	33	180925M1_33	1802897-10 18Q3SS035-SB2302-SO-0...	25-Sep-18	19:02:09
34	34	180925M1_34	1802897-11 18Q3SS035-SB2401-SO-0...	25-Sep-18	19:12:47

Quantify Compound Summary Report **MassLynx MassLynx V4.1 SCN 945**
Vista Analytical Laboratory

Dataset: Untitled

Last Altered: Wednesday, September 26, 2018 15:30:57 Pacific Daylight Time
Printed: Wednesday, September 26, 2018 15:31:38 Pacific Daylight Time

Compound name: PFBA

	#	Name	ID	Acq.Date	Acq.Time
35	35	180925M1_35	1802897-12 18Q3SS035-SB2402-SO-0...	25-Sep-18	19:23:20
36	36	180925M1_36	1802897-13 18Q3SS035-SS2501-SO-0...	25-Sep-18	19:33:59
37	37	180925M1_37	1802897-14 18Q3SS035-SS2601-SO-0...	25-Sep-18	19:44:32
38	38	180925M1_38	1802897-15 18Q3SS035-SB2501-SO-0...	25-Sep-18	19:55:11
39	39	180925M1_39	1802897-16 18Q3SS035-SB2502-SO-0...	25-Sep-18	20:05:44
40	40	180925M1_40	1802897-17 18Q3SS035-SB2601-SO-0...	25-Sep-18	20:16:22
41	41	180925M1_41	1802897-18 18Q3SS035-SB2602-SO-0...	25-Sep-18	20:26:55
42	42	180925M1_42	B8I0043-BS1 OPR 0.25	25-Sep-18	20:37:25
43	43	180925M1_43	B8I0043-BLK1 Method Blank 0.25	25-Sep-18	20:48:04
44	44	180925M1_44	1802887-01 SW1808300930GC 0.23703	25-Sep-18	20:58:38
45	45	180925M1_45	IPA	25-Sep-18	21:09:16
46	46	180925M1_46	ST180925M1-12 PFC CS3 18I1706	25-Sep-18	21:19:49
47	47	180925M1_47	1802887-02 PW1808301215GC 0.22139	25-Sep-18	21:30:28
48	48	180925M1_48	1802887-03 SW1808301515GC 0.22536	25-Sep-18	21:41:06
49	49	180925M1_49	1802887-04 FD1808301515GC 0.22732	25-Sep-18	21:51:40
50	50	180925M1_50	1802887-05 SW1808301600GC 0.23779	25-Sep-18	22:02:18
51	51	180925M1_51	1802887-06 SW1808310950GC 0.23612	25-Sep-18	22:12:50
52	52	180925M1_52	1802887-07 FD1808310950GC 0.23475	25-Sep-18	22:23:29
53	53	180925M1_53	1802887-08 PW1808311100GC 0.20799	25-Sep-18	22:34:02
54	54	180925M1_54	1802887-09 FB1808311110GC 0.244	25-Sep-18	22:44:41
55	55	180925M1_55	1802900-01 PW1809041355GC 0.21844	25-Sep-18	22:55:14
56	56	180925M1_56	1802900-02 PW1809041415GC 0.22528	25-Sep-18	23:05:53
57	57	180925M1_57	1802900-03 PW1809041445GC 0.22448	25-Sep-18	23:16:31
58	58	180925M1_58	IPA	25-Sep-18	23:27:04
59	59	180925M1_59	ST180925M1-13 PFC CS3 18I1706	25-Sep-18	23:37:42

Vista Analytical Laboratory

Dataset: Z:\Projects\PFAS.PRO\Results\180925M1\180925M1-32.qld

Last Altered: Wednesday, September 26, 2018 15:18:16 Pacific Daylight Time
Printed: Wednesday, September 26, 2018 15:18:35 Pacific Daylight Time

Method: Z:\Projects\PFAS.pro\MethDB\PFAS_FULL_80C_092518.mdb 26 Sep 2018 12:51:44
Calibration: Z:\Projects\PFAS.pro\CurveDB\C18_VAL-PFAS_Q4_09-25-18.cdb 26 Sep 2018 10:07:46

Name: 180925M1_32, Date: 25-Sep-2018, Time: 18:51:36, ID: ST180925M1-11 PFC CS3 18I1706, Description: PFC CS3 18I1706

PFBA
F2:MRM of 1 channel,ES-
213.0 > 168.8
1.100e+005

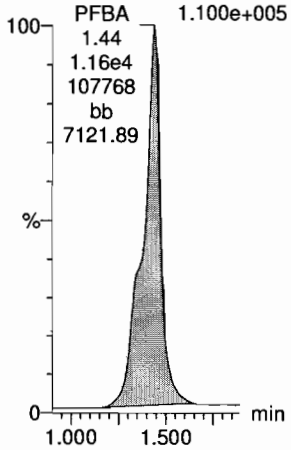

PFPeA
F5:MRM of 1 channel,ES-
263.1 > 218.9
2.340e+005



PFBS
F7:MRM of 2 channels,ES-
299.0 > 79.7
6.137e+004

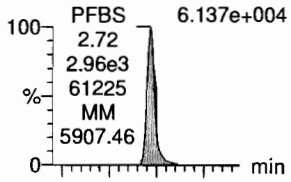

F7:MRM of 2 channels,ES-
299.0 > 99.0
2.256e+004

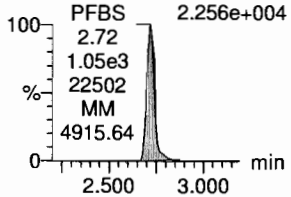

4:2 FTS
F12:MRM of 2 channels,ES-
327.2 > 307.2
7.834e+004

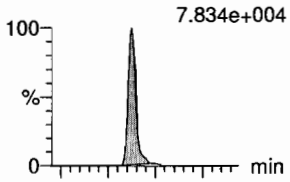

F12:MRM of 2 channels,ES-
327.2 > 81.1
3.924e+004

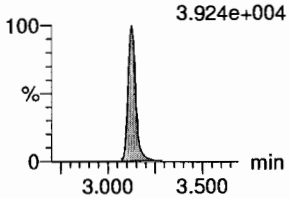

PFHxA
F9:MRM of 2 channels,ES-
313 > 269
5.248e+005

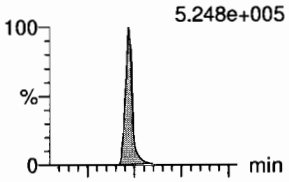

F9:MRM of 2 channels,ES-
313 > 118.9
3.466e+004

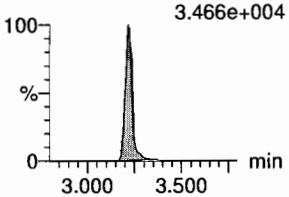

PFPeS
F15:MRM of 2 channels,ES-
349.1 > 80.1
5.514e+004

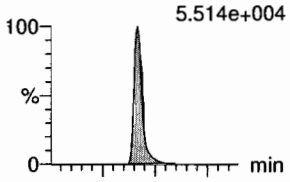

F15:MRM of 2 channels,ES-
349.1 > 99
3.677e+004

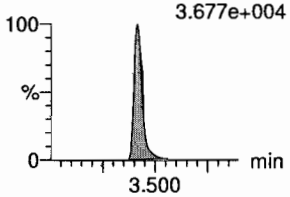

13C3-PFBA
F3:MRM of 1 channel,ES-
216.1 > 171.8
1.164e+005

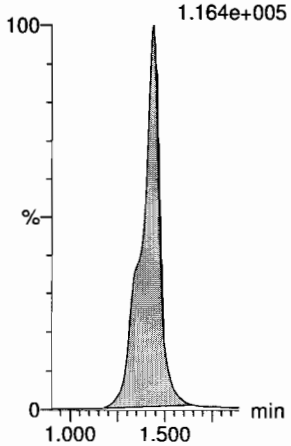

13C3-PFPeA
F6:MRM of 1 channel,ES-
266. > 221.8
2.928e+005

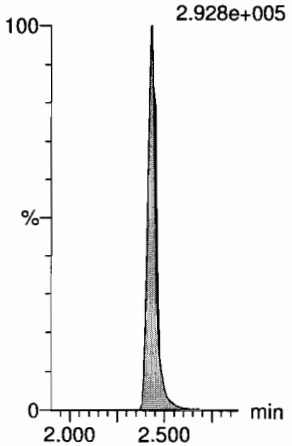

13C3-PFBS
F8:MRM of 1 channel,ES-
302. > 98.8
4.161e+004

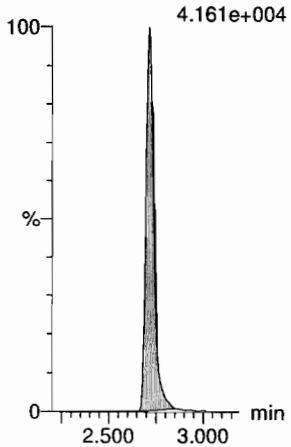

13C2-4:2 FTS
F13:MRM of 1 channel,ES-
329.2 > 308.9
7.082e+004

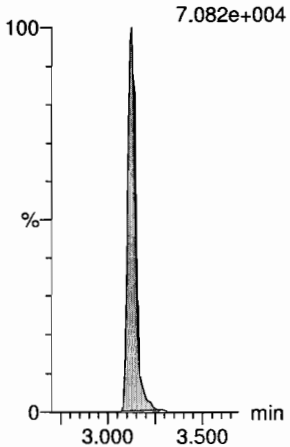

13C2-PFHxA
F10:MRM of 1 channel,ES-
315 > 270
2.663e+005

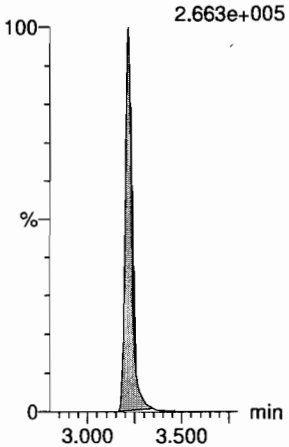

13C3-PFBS
F8:MRM of 1 channel,ES-
302. > 98.8
4.161e+004

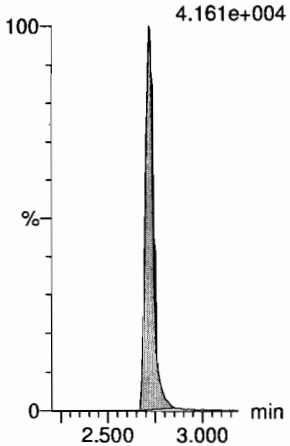

Vista Analytical Laboratory

Dataset: Z:\Projects\PFAS.PRO\Results\180925M1\180925M1-32.qld

Last Altered: Wednesday, September 26, 2018 15:18:16 Pacific Daylight Time
Printed: Wednesday, September 26, 2018 15:18:35 Pacific Daylight Time

Name: 180925M1_32, Date: 25-Sep-2018, Time: 18:51:36, ID: ST180925M1-11 PFC CS3 18I1706, Description: PFC CS3 18I1706

6:2 FTS

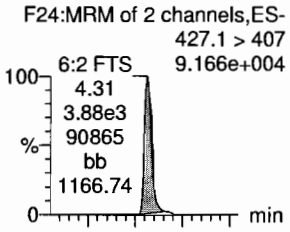

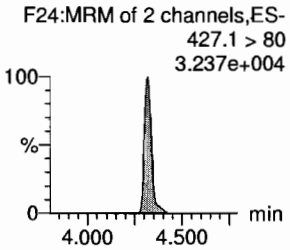

PFHpA

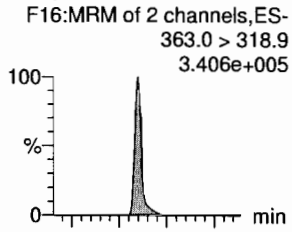

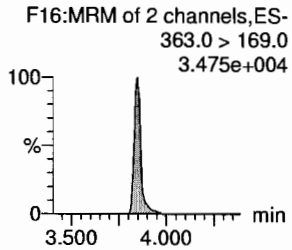

L-PFHxS

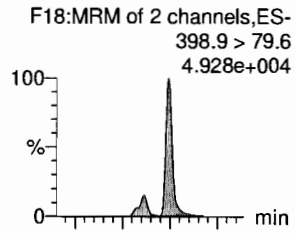

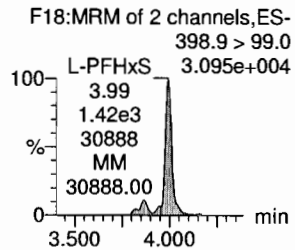

L-PFOA

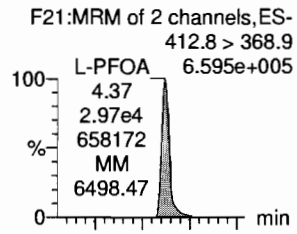

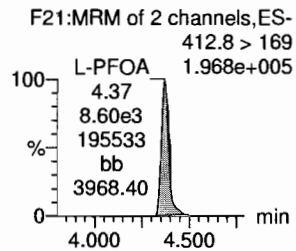

PFHpS

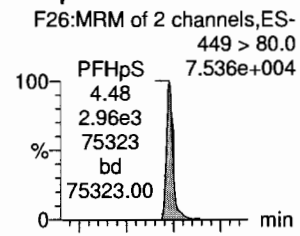

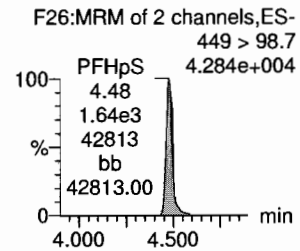

PFNA

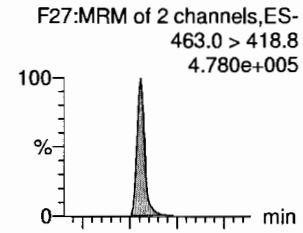

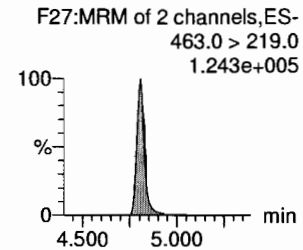

13C2-6:2 FTS

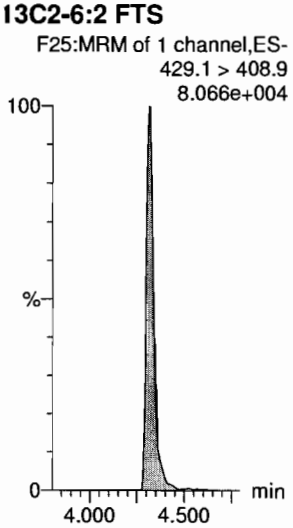

13C4-PFHpA



18O2-PFHxS

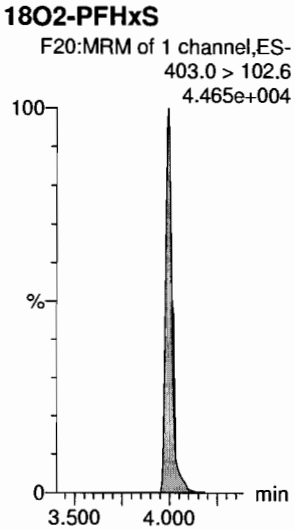

13C2-PFOA

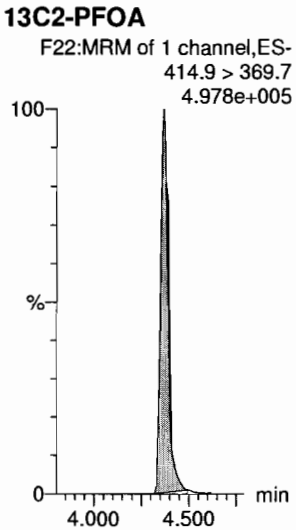

13C8-PFOS

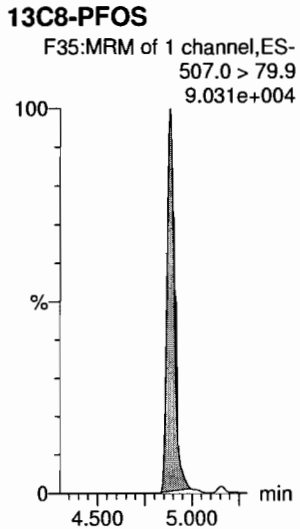

13C5-PFNA

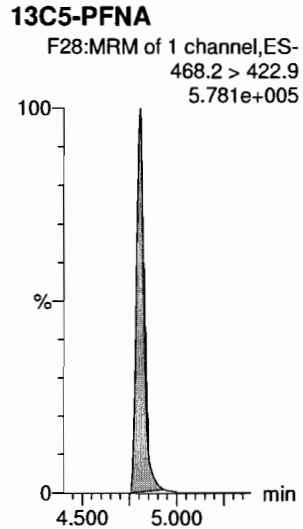

Vista Analytical Laboratory

Dataset: Z:\Projects\PFAS.PRO\Results\180925M1\180925M1-32.qld

Last Altered: Wednesday, September 26, 2018 15:18:16 Pacific Daylight Time
Printed: Wednesday, September 26, 2018 15:18:35 Pacific Daylight Time

Name: 180925M1_32, Date: 25-Sep-2018, Time: 18:51:36, ID: ST180925M1-11 PFC CS3 18I1706, Description: PFC CS3 18I1706

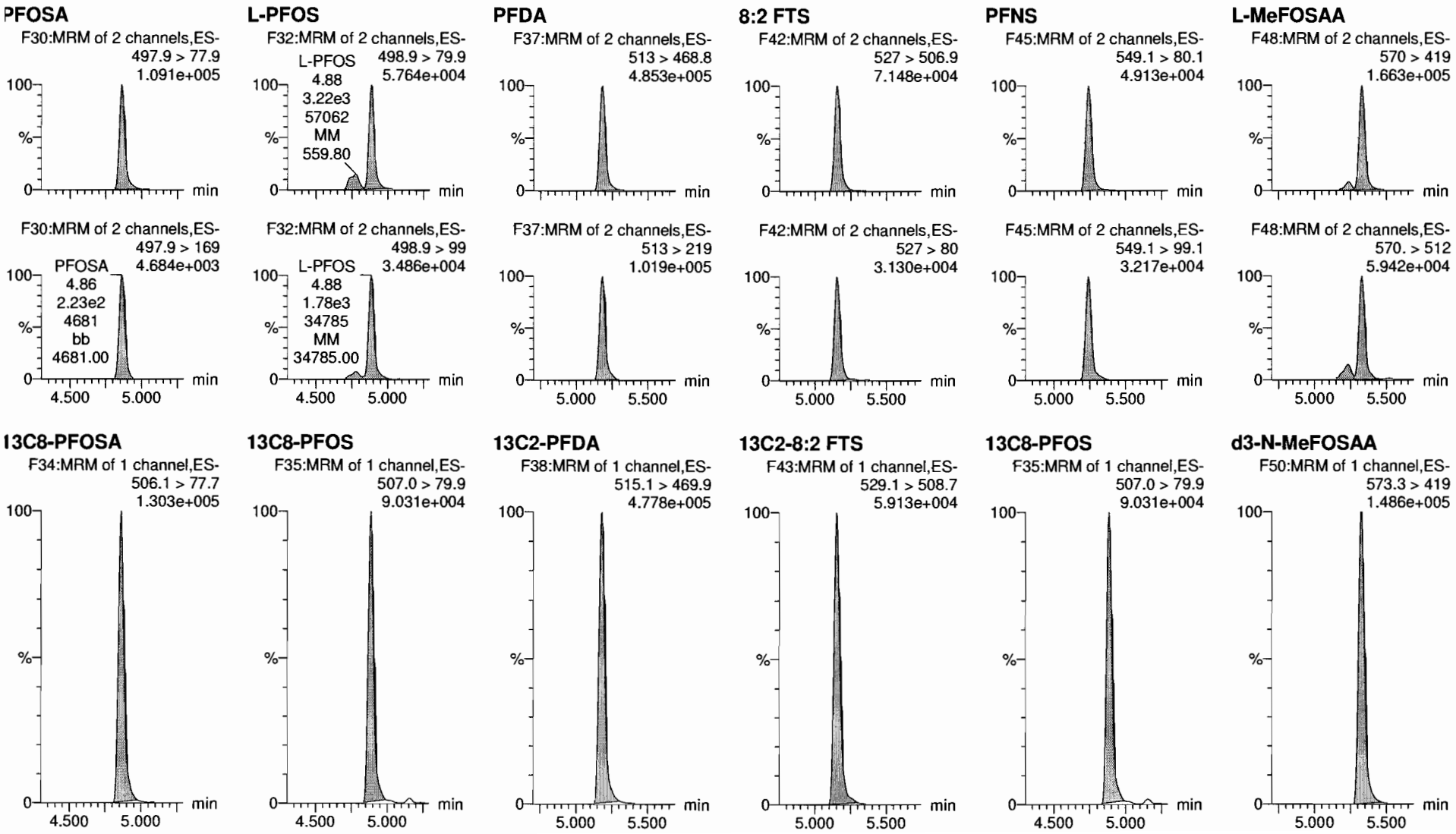

Vista Analytical Laboratory

Dataset: Z:\Projects\PFAS.PRO\Results\180925M1\180925M1-32.qld

Last Altered: Wednesday, September 26, 2018 15:18:16 Pacific Daylight Time
Printed: Wednesday, September 26, 2018 15:18:35 Pacific Daylight Time

Name: 180925M1_32, Date: 25-Sep-2018, Time: 18:51:36, ID: ST180925M1-11 PFC CS3 18I1706, Description: PFC CS3 18I1706

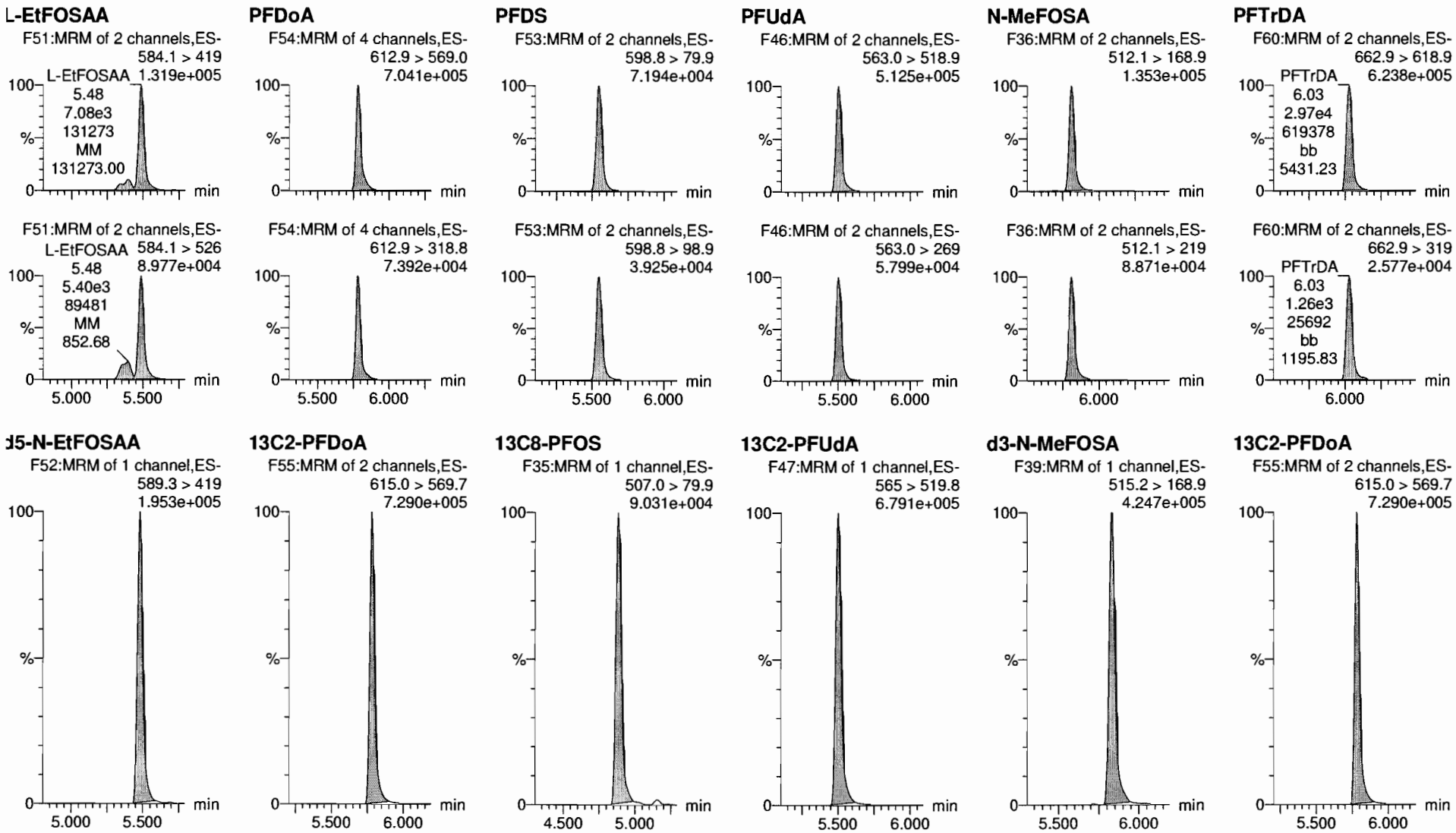

Vista Analytical Laboratory

Dataset: Z:\Projects\PFAS.PRO\Results\180925M1\180925M1-32.qld

Last Altered: Wednesday, September 26, 2018 15:18:16 Pacific Daylight Time
Printed: Wednesday, September 26, 2018 15:18:35 Pacific Daylight Time

Name: 180925M1_32, Date: 25-Sep-2018, Time: 18:51:36, ID: ST180925M1-11 PFC CS3 18I1706, Description: PFC CS3 18I1706

PFTeDA
F61:MRM of 2 channels,ES-
712.8 > 669.0
6.066e+005

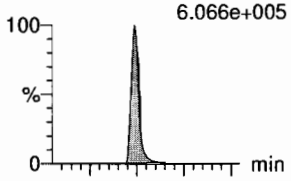

F61:MRM of 2 channels,ES-
712.8 > 368.9
4.015e+004

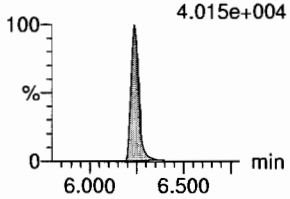

N-EtFOSA
F41:MRM of 2 channels,ES-
526.1 > 168.9
1.373e+005

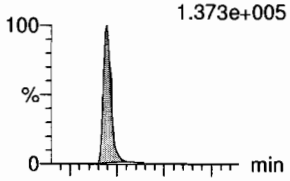

F41:MRM of 2 channels,ES-
526.1 > 219
8.734e+004

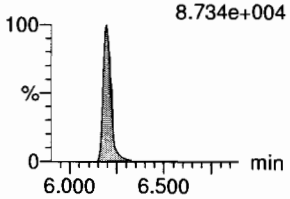

PFHxDA
F63:MRM of 2 channels,ES-
813.1 > 768.6
3.522e+005

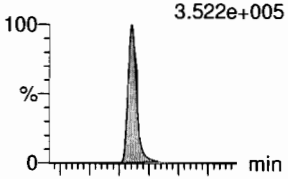

F63:MRM of 2 channels,ES-
813.1 > 219
1.461e+004

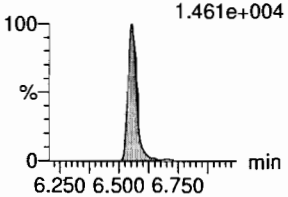

PFODA
F65:MRM of 1 channel,ES-
913.1 > 868.8
4.291e+005

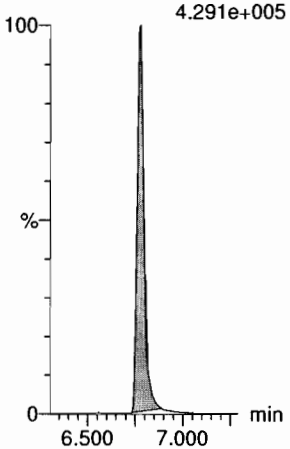

N-MeFOSE
F56:MRM of 1 channel,ES-
616.1 > 58.9
9.062e+004

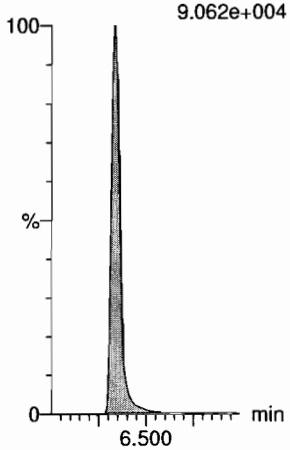

N-EtFOSE
F58:MRM of 1 channel,ES-
630.1 > 58.9
1.157e+005

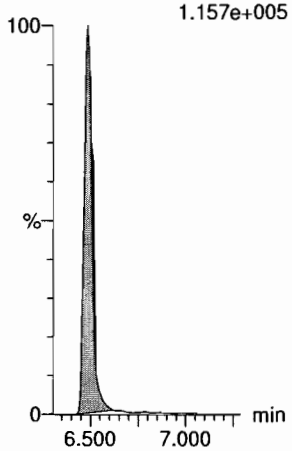

13C2-PFTeDA
F62:MRM of 2 channels,ES-
714.8 > 669.6
4.532e+005

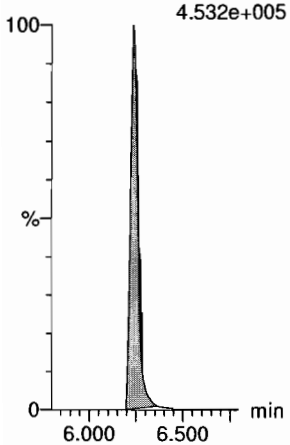

d5-N-ETFOSA
F44:MRM of 1 channel,ES-
531.1 > 168.9
4.715e+005

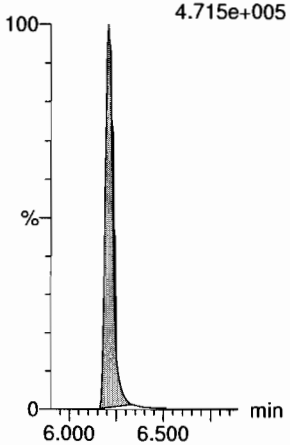

13C2-PFHxDA
F64:MRM of 1 channel,ES-
815 > 769.7
2.787e+005

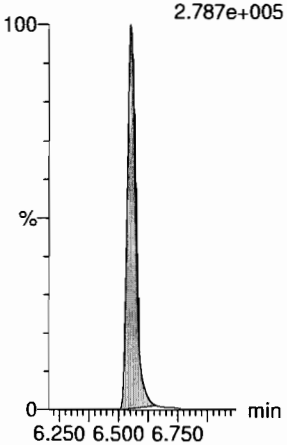

13C2-PFHxDA
F64:MRM of 1 channel,ES-
815 > 769.7
2.787e+005

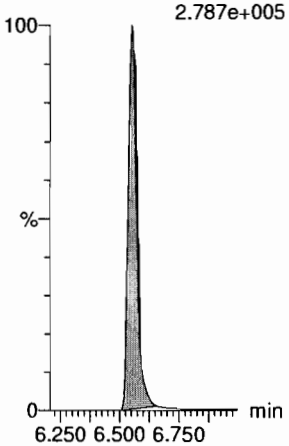

d7-N-MeFOSE
F57:MRM of 1 channel,ES-
623.1 > 58.9
2.979e+005

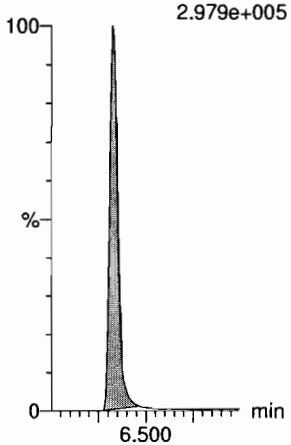

d9-N-EtFOSE
F59:MRM of 1 channel,ES-
639.2 > 58.8
3.097e+005

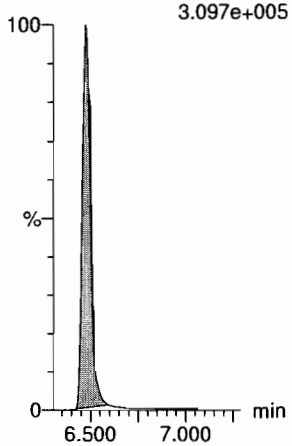

Vista Analytical Laboratory

Dataset: Z:\Projects\PFAS.PRO\Results\180925M1\180925M1-32.qld

Last Altered: Wednesday, September 26, 2018 15:18:16 Pacific Daylight Time
Printed: Wednesday, September 26, 2018 15:18:35 Pacific Daylight Time

Name: 180925M1_32, Date: 25-Sep-2018, Time: 18:51:36, ID: ST180925M1-11 PFC CS3 18I1706, Description: PFC CS3 18I1706

13C4-PFBA
F4:MRM of 1 channel,ES-
217. > 172
1.568e+005

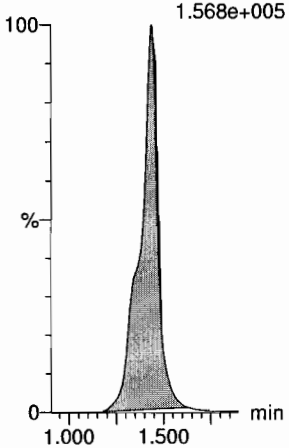

13C5-PFHxA
F11:MRM of 1 channel,ES-
318 > 272.9
6.876e+005

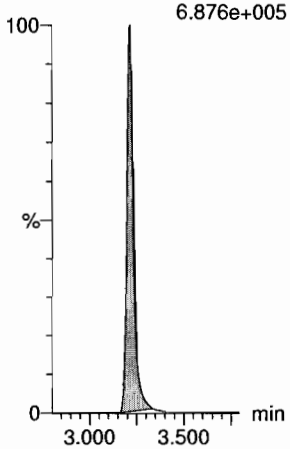

13C3-PFHxS
F19:MRM of 1 channel,ES-
401.8 > 79.9
1.019e+005

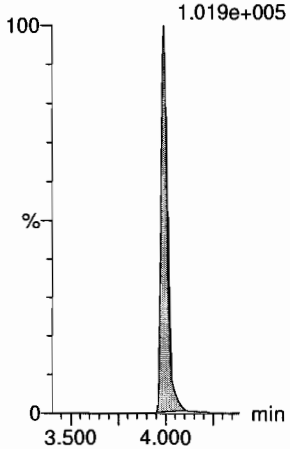

13C8-PFOA
F23:MRM of 1 channel,ES-
420.9 > 376
8.753e+005

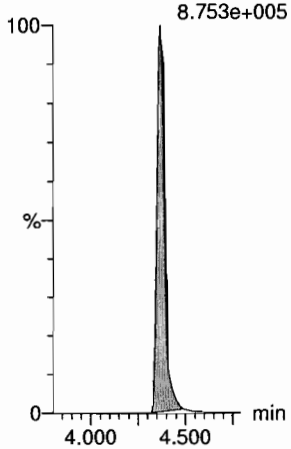

13C9-PFNA
F29:MRM of 1 channel,ES-
472.2 > 426.9
5.986e+005

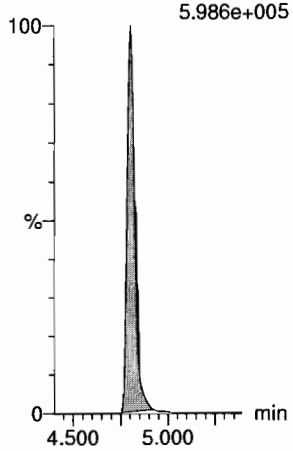

13C4-PFOS
F33:MRM of 1 channel,ES-
503 > 79.9
8.854e+004

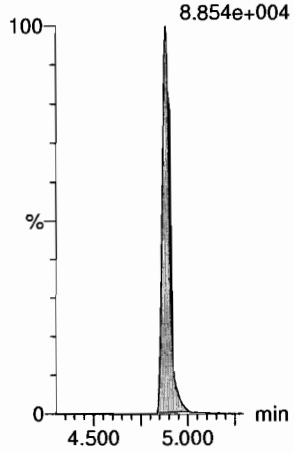

13C6-PFDA
F40:MRM of 1 channel,ES-
519.1 > 473.7
4.863e+005

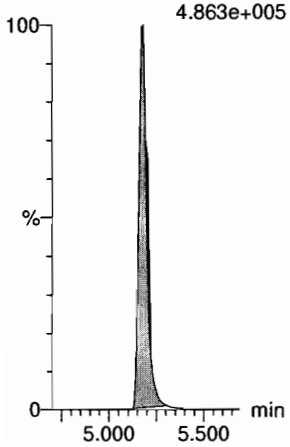

13C7-PFUdA
F49:MRM of 1 channel,ES-
570.1 > 524.8
7.110e+005

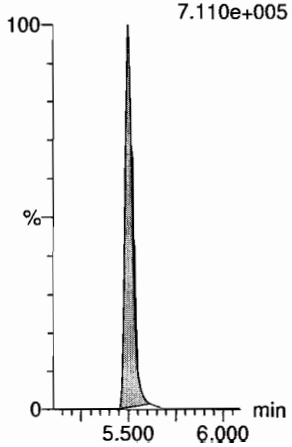

Dataset: Z:\Projects\PFAS.PRO\Results\180925M1\180925M1-46.qld

Last Altered: Wednesday, September 26, 2018 15:23:12 Pacific Daylight Time
Printed: Wednesday, September 26, 2018 15:23:58 Pacific Daylight Time

Name: 180925M1_46, Date: 25-Sep-2018, Time: 21:19:49, ID: ST180925M1-12 PFC CS3 18I1706, Description: PFC CS3 18I1706

	#	Name	Trace	Area	IS Area	wt/vol	RT	Response	Conc.	%Rec	Recovery ...	Ion Ratio	Ratio Out?
1	1	PFBA	213.0 > 168.8	11850.519	12862.758	1.00	1.43	11.516	10.1	100.9	NO		
2	2	PFPeA	263.1 > 218.9	11718.035	14963.922	1.00	2.42	9.789	9.7	96.7	NO		
3	3	PFBS	299.0 > 79.7	3073.716	2061.680	1.00	2.71	18.636	10.1	100.9	NO	2.865	NO
4	4	4:2 FTS	327.2>307.2	3621.293	3357.952	1.00	3.11	13.480	10.8	108.0	NO	1.935	NO
5	5	PFHxA	313 > 269	20911.133	10671.027	1.00	3.21	9.798	10.2	101.7	NO	14.673	NO
6	6	PFPeS	349.1>80.1	2477.757	2061.680	1.00	3.40	15.023	9.9	99.3	NO	1.463	NO
7	36	13C3-PFBA	216.1 > 171.8	12862.758	17500.012	1.00	1.43	9.188	12.4	99.4	NO		
8	37	13C3-PFPeA	266. > 221.8	14963.922	28158.094	1.00	2.42	6.643	12.1	96.8	NO		
9	38	13C3-PFBS	302. > 98.8	2061.680	3890.061	1.00	2.70	6.625	12.7	101.5	NO		
10	39	13C2-4:2 FTS	329.2>308.9	3357.952	3890.061	1.00	3.11	10.790	12.5	100.1	NO		
11	40	13C2-PFHxA	315 > 270	10671.027	28158.094	1.00	3.21	4.737	4.7	95.0	NO		
12	38	13C3-PFBS	302. > 98.8	2061.680	3890.061	1.00	2.70	6.625	12.7	101.5	NO		
13	-1												
14	10	6:2 FTS	427.1 > 407	4089.254	3583.400	1.00	4.30	14.265	10.1	101.4	NO	3.103	NO
15	7	PFHpA	363.0 > 318.9	13784.903	13912.978	1.00	3.84	12.385	10.7	106.6	NO	11.775	NO
16	8	L-PFHxS	398.9 > 79.6	2500.897	1672.936	1.00	3.98	18.686	10.5	104.5	NO	1.721	NO
17	11	L-PFOA	412.8 > 368.9	29171.064	21338.211	1.00	4.36	17.089	10.0	100.1	NO	3.274	NO
18	13	PFHpS	449 > 80.0	2947.930	4480.916	1.00	4.47	8.224	9.7	97.0	NO	1.732	NO
19	14	PFNA	463.0 > 418.8	21367.770	27011.789	1.00	4.80	9.888	9.5	95.5	NO	3.647	NO
20	43	13C2-6:2 FTS	429.1 > 408.9	3583.400	4157.143	1.00	4.30	10.775	11.8	94.3	NO		
21	41	13C4-PFHpA	367.2 > 321.8	13912.978	28158.094	1.00	3.84	6.176	11.7	93.7	NO		
22	42	18O2-PFHxS	403.0 > 102.6	1672.936	3890.061	1.00	3.98	5.376	12.3	98.4	NO		
23	44	13C2-PFOA	414.9 > 369.7	21338.211	37399.695	1.00	4.36	7.132	12.6	100.9	NO		
24	47	13C8-PFOS	507.0 > 79.9	4480.916	4157.143	1.00	4.87	13.474	12.8	102.3	NO		
25	45	13C5-PFNA	468.2 > 422.9	27011.789	26342.691	1.00	4.80	12.817	13.0	103.6	NO		
26	-1												
27	15	PFOSA	497.9 > 77.9	5180.597	6127.462	1.00	4.85	10.568	10.3	102.7	NO	24.374	YES
28	16	L-PFOS	498.9 > 79.9	3457.356	4480.916	1.00	4.87	9.645	9.7	97.3	NO	1.942	NO
29	18	PFDA	513 > 468.8	24516.730	24358.453	1.00	5.17	12.581	10.1	100.6	NO	4.961	NO
30	19	8:2 FTS	527 > 506.9	3510.726	2854.311	1.00	5.14	15.375	10.0	100.1	NO	2.407	NO
31	20	PFNS	549.1 > 80.1	2619.462	4480.916	1.00	5.23	7.307	9.9	98.8	NO	1.689	NO
32	21	L-MeFOSAA	570 > 419	9258.244	7617.329	1.00	5.32	15.193	10.5	104.5	NO	2.522	NO
33	46	13C8-PFOSA	506.1 > 77.7	6127.462	32966.855	1.00	4.85	2.323	11.1	88.6	NO		
34	47	13C8-PFOS	507.0 > 79.9	4480.916	4157.143	1.00	4.87	13.474	12.8	102.3	NO		
35	48	13C2-PFDA	515.1 > 469.9	24358.453	24332.629	1.00	5.17	12.513	11.7	93.7	NO		
36	49	13C2-8:2 FTS	529.1 > 508.7	2854.311	4157.143	1.00	5.14	8.583	11.8	94.1	NO		
37	47	13C8-PFOS	507.0 > 79.9	4480.916	4157.143	1.00	4.87	13.474	12.8	102.3	NO		
38	50	d3-N-MeFOSAA	573.3 > 419	7617.329	32966.855	1.00	5.32	2.888	11.8	94.1	NO		

✓KBF 9/26/18
AM 9/28/18

Dataset: Z:\Projects\PFAS.PRO\Results\180925M1\180925M1-46.qld

Last Altered: Wednesday, September 26, 2018 15:23:12 Pacific Daylight Time
Printed: Wednesday, September 26, 2018 15:23:58 Pacific Daylight Time

Name: 180925M1_46, Date: 25-Sep-2018, Time: 21:19:49, ID: ST180925M1-12 PFC CS3 18I1706, Description: PFC CS3 18I1706

	#	Name	Trace	Area	IS Area	wt/vol	RT	Response	Conc.	%Rec	Recovery ...	Ion Ratio	Ratio Out?
39	-1												
40	23	L-EtFOSAA	584.1 > 419	7622.442	8725.316	1.00	5.48	10.920	10.3	103.0	NO	1.439	NO
41	27	PFDoA	612.9 > 569.0	30003.975	28667.660	1.00	5.78	13.083	10.3	103.0	NO	9.996	NO
42	26	PFDS	598.8 > 79.9	3574.641	4480.916	1.00	5.54	9.972	9.8	97.7	NO	1.609	NO
43	25	PFUdA	563.0 > 518.9	24333.896	31519.467	1.00	5.50	9.650	9.6	96.0	NO	8.714	NO
44	28	N-MeFOSA	512.1 > 168.9	6137.697	19417.723	1.00	5.81	47.413	51.1	102.2	NO	1.551	NO
45	29	PFTrDA	662.9 > 618.9	30030.391	28667.660	1.00	6.02	13.094	10.0	100.3	NO	22.698	NO
46	52	d5-N-EtFOSAA	589.3 > 419	8725.316	32966.855	1.00	5.47	3.308	12.0	95.7	NO		
47	53	13C2-PFDoA	615.0 > 569.7	28667.660	24332.629	1.00	5.77	14.727	11.4	91.5	NO		
48	47	13C8-PFOS	507.0 > 79.9	4480.916	4157.143	1.00	4.87	13.474	12.8	102.3	NO		
49	51	13C2-PFUdA	565 > 519.8	31519.467	32966.855	1.00	5.50	11.951	12.4	99.0	NO		
50	54	d3-N-MeFOSA	515.2 > 168.9	19417.723	32966.855	1.00	5.83	7.363	140.2	93.5	NO		
51	53	13C2-PFDoA	615.0 > 569.7	28667.660	24332.629	1.00	5.77	14.727	11.4	91.5	NO		
52	-1												
53	30	PFTeDA	712.8 > 669.0	27978.982	20300.672	1.00	6.23	17.228	9.7	96.6	NO	14.403	NO
54	31	N-EtFOSA	526.1 > 168.9	6559.309	22604.854	1.00	6.20	43.526	49.6	99.2	NO	1.604	NO
55	32	PFHxDA	813.1 > 768.6	14076.340	11528.046	1.00	6.55	6.105	10.6	105.8	NO	22.743	NO
56	33	PFODA	913.1 > 868.8	17781.967	11528.046	1.00	6.77	7.712	10.0	99.5	NO		
57	34	N-MeFOSE	616.1 > 58.9	4728.696	15253.701	1.00	6.33	46.500	51.3	102.6	NO		
58	35	N-EtFOSE	630.1 > 58.9	5568.055	15196.769	1.00	6.49	54.960	51.2	102.5	NO		
59	55	13C2-PFTeDA	714.8 > 669.6	20300.672	32966.855	1.00	6.23	7.697	12.1	97.1	NO		
60	56	d5-N-ETFOSA	531.1 > 168.9	22604.854	32966.855	1.00	6.21	8.571	146.9	98.0	NO		
61	57	13C2-PFHxDA	815 > 769.7	11528.046	32966.855	1.00	6.55	4.371	4.7	93.2	NO		
62	57	13C2-PFHxDA	815 > 769.7	11528.046	32966.855	1.00	6.55	4.371	4.7	93.2	NO		
63	58	d7-N-MeFOSE	623.1 > 58.9	15253.701	32966.855	1.00	6.33	5.784	134.0	89.3	NO		
64	59	d9-N-EtFOSE	639.2 > 58.8	15196.769	32966.855	1.00	6.48	5.762	132.6	88.4	NO		
65	-1												
66	60	13C4-PFBA	217. > 172	17500.012	17500.012	1.00	1.43	12.500	12.5	100.0	NO		
67	61	13C5-PFHxA	318 > 272.9	28158.094	28158.094	1.00	3.21	12.500	12.5	100.0	NO		
68	62	13C3-PFHxS	401.8 > 79.9	3890.061	3890.061	1.00	3.98	12.500	12.5	100.0	NO		
69	63	13C8-PFOA	420.9 > 376	37399.695	37399.695	1.00	4.36	12.500	12.5	100.0	NO		
70	64	13C9-PFNA	472.2 > 426.9	26342.691	26342.691	1.00	4.79	12.500	12.5	100.0	NO		
71	65	13C4-PFOS	503 > 79.9	4157.143	4157.143	1.00	4.87	12.500	12.5	100.0	NO		
72	66	13C6-PFDA	519.1 > 473.7	24332.629	24332.629	1.00	5.17	12.500	12.5	100.0	NO		
73	67	13C7-PFUdA	570.1 > 524.8	32966.855	32966.855	1.00	5.49	12.500	12.5	100.0	NO		

Quantify Compound Summary Report **MassLynx MassLynx V4.1 SCN 945**
Vista Analytical Laboratory

Dataset: Untitled

Last Altered: Wednesday, September 26, 2018 15:30:57 Pacific Daylight Time
Printed: Wednesday, September 26, 2018 15:31:38 Pacific Daylight Time

Method: Z:\Projects\PFAS.pro\MethDB\PFAS_FULL_80C_092518.mdb 26 Sep 2018 12:51:44
Calibration: Z:\Projects\PFAS.pro\CurveDB\C18_VAL-PFAS_Q4_09-25-18.cdb 26 Sep 2018 10:07:46

Compound name: PFBA

	#	Name	ID	Acq.Date	Acq.Time
1	1	180925M1_1	IPA	25-Sep-18	12:56:33
2	2	180925M1_2	ST180925M1-1 PFC CS-2 18I1701	25-Sep-18	13:07:06
3	3	180925M1_3	ST180925M1-2 PFC CS-1 18I1702	25-Sep-18	13:17:44
4	4	180925M1_4	ST180925M1-3 PFC CS0 18I1703	25-Sep-18	13:28:16
5	5	180925M1_5	ST180925M1-4 PFC CS1 18I1704	25-Sep-18	13:38:54
6	6	180925M1_6	ST180925M1-5 PFC CS2 18I1705	25-Sep-18	13:49:27
7	7	180925M1_7	ST180925M1-6 PFC CS3 18I1706	25-Sep-18	14:00:06
8	8	180925M1_8	ST180925M1-7 PFC CS4 18I1707	25-Sep-18	14:10:44
9	9	180925M1_9	ST180925M1-8 PFC CS5 18I1708	25-Sep-18	14:21:17
10	10	180925M1_10	ST180925M1-9 PFC CS6 18I1709	25-Sep-18	14:31:55
11	11	180925M1_11	ST180925M1-10 PFC CS7 18I1710	25-Sep-18	14:42:27
12	12	180925M1_12	IPA	25-Sep-18	14:53:05
13	13	180925M1_13	ICV180925M1-1 PFC ICV 18I1711	25-Sep-18	15:03:38
14	14	180925M1_14	IPA	25-Sep-18	15:14:17
15	15	180925M1_15	B8I0152-BS1 OPR 0.125	25-Sep-18	15:51:22
16	16	180925M1_16	B8I0152-BLK1 Method Blank 0.125	25-Sep-18	16:01:56
17	17	180925M1_17	1803089-01 091918-GRW-MW8BR 0.1...	25-Sep-18	16:12:34
18	18	180925M1_18	1803089-02 091918-GRW-MW8BR-D ...	25-Sep-18	16:23:06
19	19	180925M1_19	B8I0089-BS1 OPR 1	25-Sep-18	16:33:45
20	20	180925M1_20	B8I0089-BLK1 Method Blank 1	25-Sep-18	16:44:18
21	21	180925M1_21	B8I0089-MS1 Matrix Spike 1.18	25-Sep-18	16:54:56
22	22	180925M1_22	B8I0089-MSD1 Matrix Spike Dup 1.2	25-Sep-18	17:05:35
23	23	180925M1_23	1802897-01 18Q3SS035-MW0101-SO-...	25-Sep-18	17:16:08
24	24	180925M1_24	1802897-02 18Q3SS035-MW0101-SO-...	25-Sep-18	17:26:46
25	25	180925M1_25	1802897-03 18Q3SS035-MW0102-SO-...	25-Sep-18	17:37:19
26	26	180925M1_26	1802897-04 18Q3SS035-MW0103-SO-...	25-Sep-18	17:47:57
27	27	180925M1_27	1802897-05 18Q3SS035-SS2001-SO-0...	25-Sep-18	17:58:29
28	28	180925M1_28	1802897-06 18Q3SS035-SB2001-SO-0...	25-Sep-18	18:09:08
29	29	180925M1_29	1802897-07 18Q3SS035-SB2002-SO-0...	25-Sep-18	18:19:46
30	30	180925M1_30	1802897-09 18Q3SS035-SB2301-SO-0...	25-Sep-18	18:30:19
31	31	180925M1_31	IPA	25-Sep-18	18:40:58
32	32	180925M1_32	ST180925M1-11 PFC CS3 18I1706	25-Sep-18	18:51:36
33	33	180925M1_33	1802897-10 18Q3SS035-SB2302-SO-0...	25-Sep-18	19:02:09
34	34	180925M1_34	1802897-11 18Q3SS035-SB2401-SO-0...	25-Sep-18	19:12:47

Quantify Compound Summary Report **MassLynx MassLynx V4.1 SCN 945**
Vista Analytical Laboratory

Dataset: Untitled

Last Altered: Wednesday, September 26, 2018 15:30:57 Pacific Daylight Time
Printed: Wednesday, September 26, 2018 15:31:38 Pacific Daylight Time

Compound name: PFBA

	#	Name	ID	Acq.Date	Acq.Time
35	35	180925M1_35	1802897-12 18Q3SS035-SB2402-SO-0...	25-Sep-18	19:23:20
36	36	180925M1_36	1802897-13 18Q3SS035-SS2501-SO-0...	25-Sep-18	19:33:59
37	37	180925M1_37	1802897-14 18Q3SS035-SS2601-SO-0...	25-Sep-18	19:44:32
38	38	180925M1_38	1802897-15 18Q3SS035-SB2501-SO-0...	25-Sep-18	19:55:11
39	39	180925M1_39	1802897-16 18Q3SS035-SB2502-SO-0...	25-Sep-18	20:05:44
40	40	180925M1_40	1802897-17 18Q3SS035-SB2601-SO-0...	25-Sep-18	20:16:22
41	41	180925M1_41	1802897-18 18Q3SS035-SB2602-SO-0...	25-Sep-18	20:26:55
42	42	180925M1_42	B8I0043-BS1 OPR 0.25	25-Sep-18	20:37:25
43	43	180925M1_43	B8I0043-BLK1 Method Blank 0.25	25-Sep-18	20:48:04
44	44	180925M1_44	1802887-01 SW1808300930GC 0.23703	25-Sep-18	20:58:38
45	45	180925M1_45	IPA	25-Sep-18	21:09:16
46	46	180925M1_46	ST180925M1-12 PFC CS3 18I1706	25-Sep-18	21:19:49
47	47	180925M1_47	1802887-02 PW1808301215GC 0.22139	25-Sep-18	21:30:28
48	48	180925M1_48	1802887-03 SW1808301515GC 0.22536	25-Sep-18	21:41:06
49	49	180925M1_49	1802887-04 FD1808301515GC 0.22732	25-Sep-18	21:51:40
50	50	180925M1_50	1802887-05 SW1808301600GC 0.23779	25-Sep-18	22:02:18
51	51	180925M1_51	1802887-06 SW1808310950GC 0.23612	25-Sep-18	22:12:50
52	52	180925M1_52	1802887-07 FD1808310950GC 0.23475	25-Sep-18	22:23:29
53	53	180925M1_53	1802887-08 PW1808311100GC 0.20799	25-Sep-18	22:34:02
54	54	180925M1_54	1802887-09 FB1808311110GC 0.244	25-Sep-18	22:44:41
55	55	180925M1_55	1802900-01 PW1809041355GC 0.21844	25-Sep-18	22:55:14
56	56	180925M1_56	1802900-02 PW1809041415GC 0.22528	25-Sep-18	23:05:53
57	57	180925M1_57	1802900-03 PW1809041445GC 0.22448	25-Sep-18	23:16:31
58	58	180925M1_58	IPA	25-Sep-18	23:27:04
59	59	180925M1_59	ST180925M1-13 PFC CS3 18I1706	25-Sep-18	23:37:42

Quantify Sample Report **MassLynx MassLynx V4.1 SCN 945**
Vista Analytical Laboratory

Dataset: Z:\Projects\PFAS.PRO\Results\180925M1\180925M1-46.qld

Last Altered: Wednesday, September 26, 2018 15:23:12 Pacific Daylight Time
Printed: Wednesday, September 26, 2018 15:23:58 Pacific Daylight Time

Method: Z:\Projects\PFAS.pro\MethDB\PFAS_FULL_80C_092518.mdb 26 Sep 2018 12:51:44
Calibration: Z:\Projects\PFAS.pro\CurveDB\C18_VAL-PFAS_Q4_09-25-18.cdb 26 Sep 2018 10:07:46

Name: 180925M1_46, Date: 25-Sep-2018, Time: 21:19:49, ID: ST180925M1-12 PFC CS3 18I1706, Description: PFC CS3 18I1706

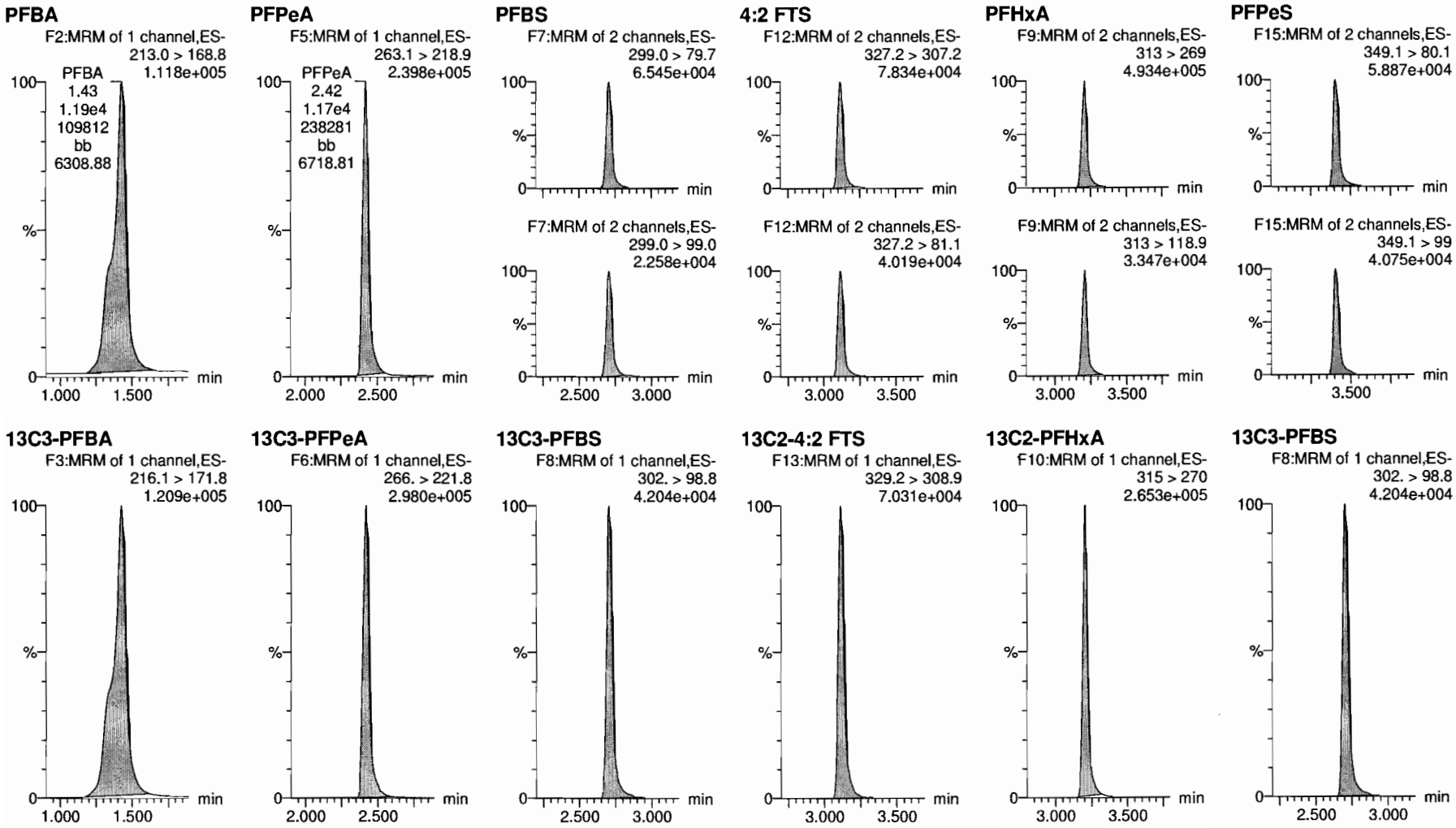

Dataset: Z:\Projects\PFAS.PRO\Results\180925M1\180925M1-46.qld

Last Altered: Wednesday, September 26, 2018 15:23:12 Pacific Daylight Time
Printed: Wednesday, September 26, 2018 15:23:58 Pacific Daylight Time

Name: 180925M1_46, Date: 25-Sep-2018, Time: 21:19:49, ID: ST180925M1-12 PFC CS3 18I1706, Description: PFC CS3 18I1706

6:2 FTS

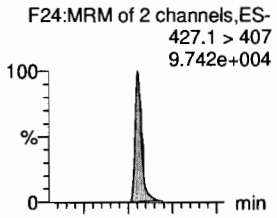

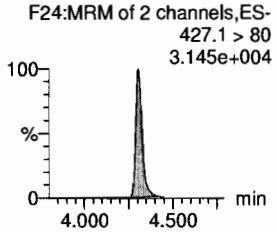

PFHpA

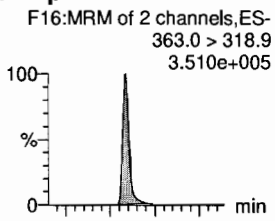

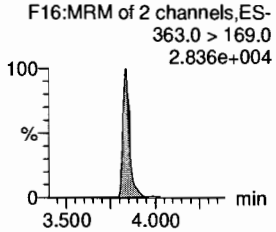

L-PFHxS

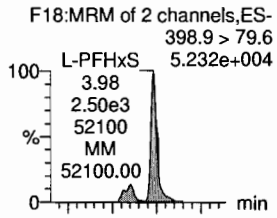

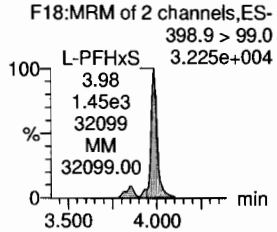

L-PFOA

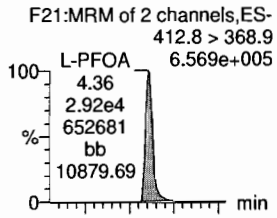

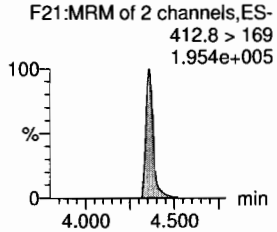

PFHpS

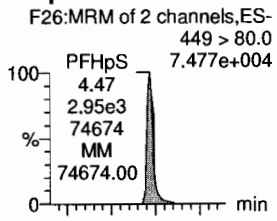

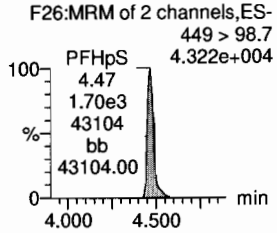

PFNA

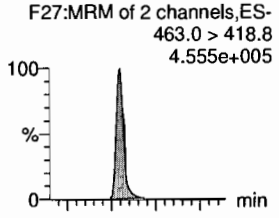

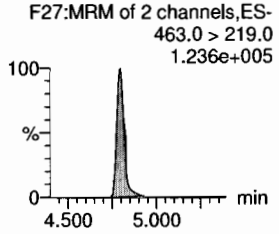

13C2-6:2 FTS

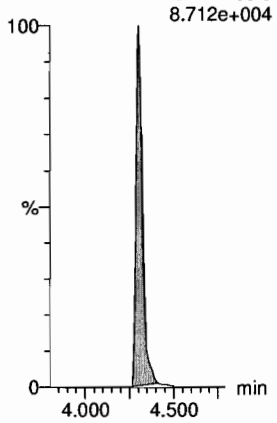

13C4-PFHpA

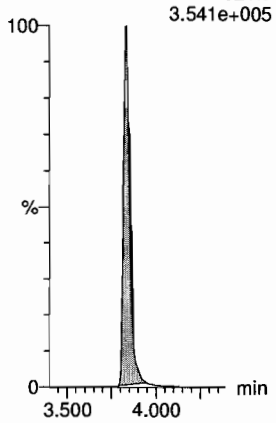

18O2-PFHxS

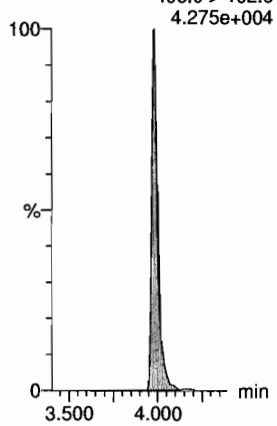

13C2-PFOA

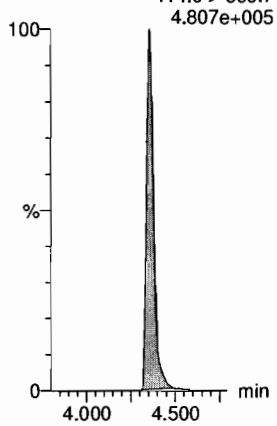

13C8-PFOS

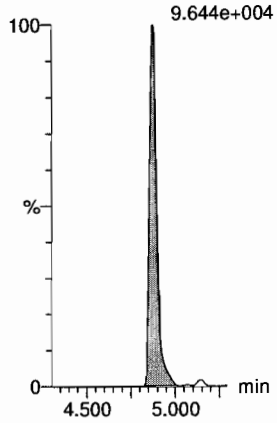

13C5-PFNA

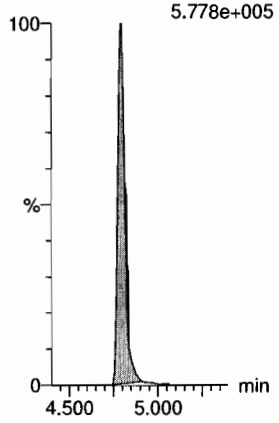

Vista Analytical Laboratory

Dataset: Z:\Projects\PFAS.PRO\Results\180925M1\180925M1-46.qld

Last Altered: Wednesday, September 26, 2018 15:23:12 Pacific Daylight Time
Printed: Wednesday, September 26, 2018 15:23:58 Pacific Daylight Time

Name: 180925M1_46, Date: 25-Sep-2018, Time: 21:19:49, ID: ST180925M1-12 PFC CS3 18I1706, Description: PFC CS3 18I1706

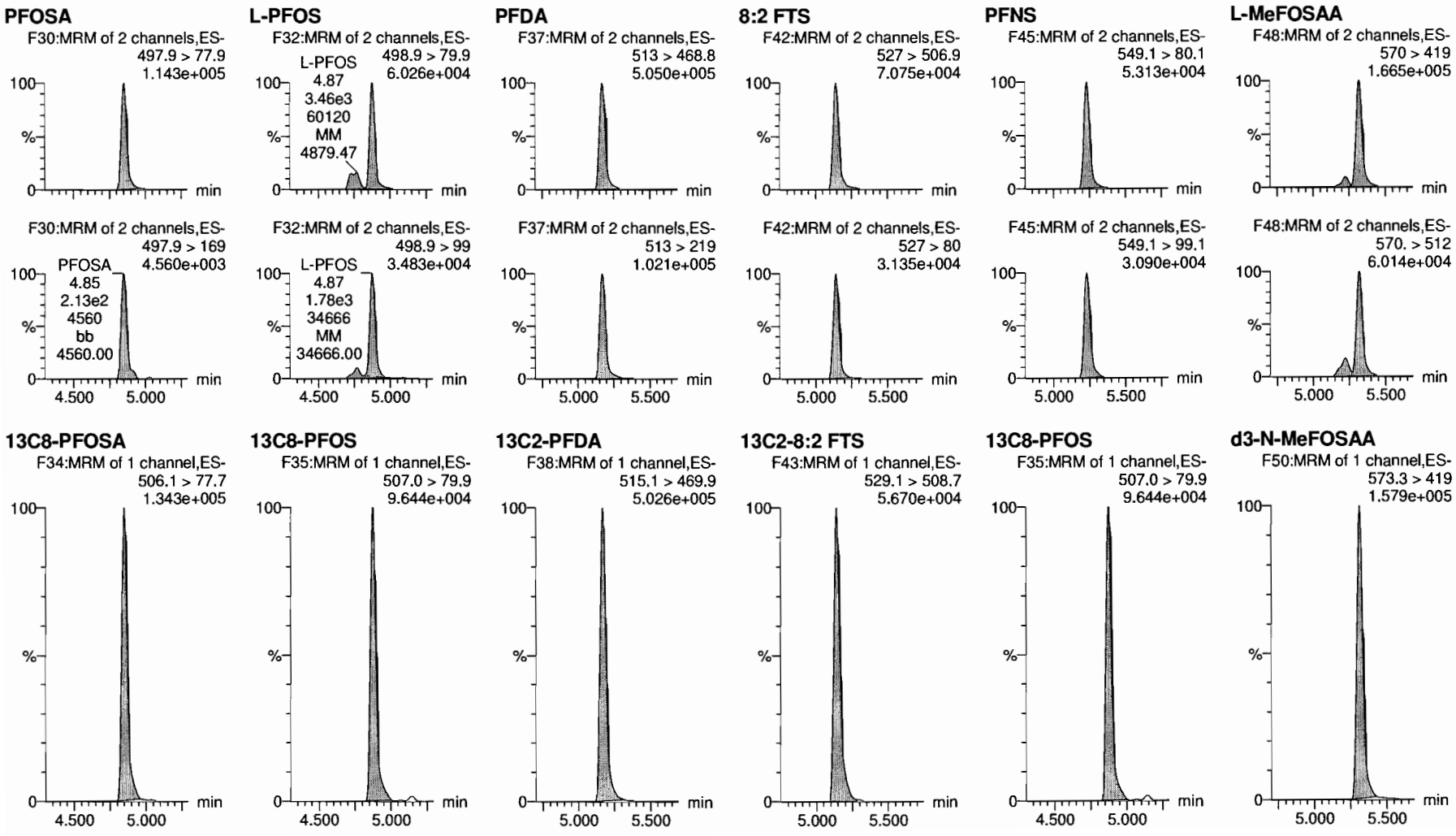

Dataset: Z:\Projects\PFAS.PRO\Results\180925M1\180925M1-46.qld

Last Altered: Wednesday, September 26, 2018 15:23:12 Pacific Daylight Time
Printed: Wednesday, September 26, 2018 15:23:58 Pacific Daylight Time

Name: 180925M1_46, Date: 25-Sep-2018, Time: 21:19:49, ID: ST180925M1-12 PFC CS3 18I1706, Description: PFC CS3 18I1706

L-EtFOSAA

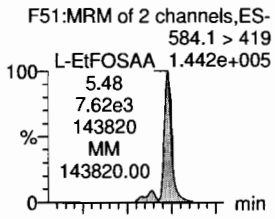

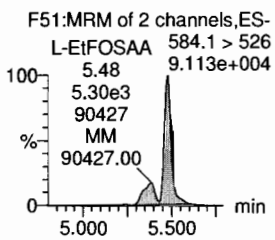

PFDoA

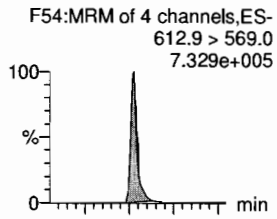

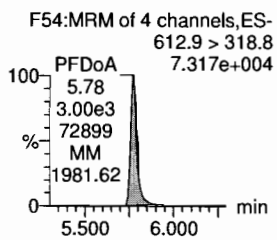

PFDS

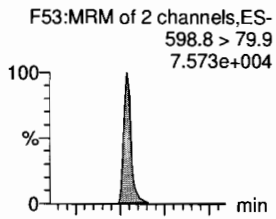

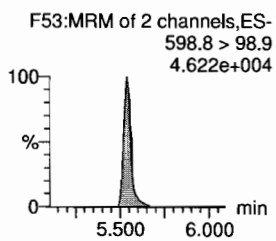

PFUdA

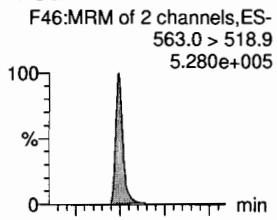

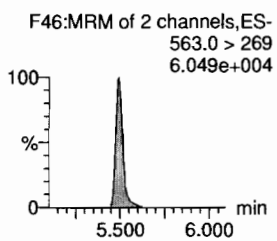

N-MeFOSA

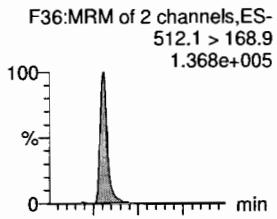

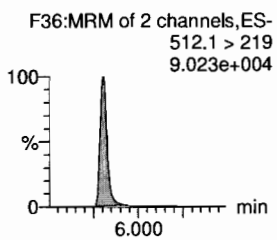

PFTrDA

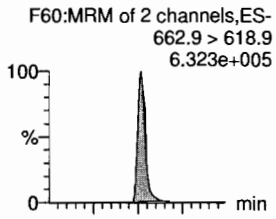

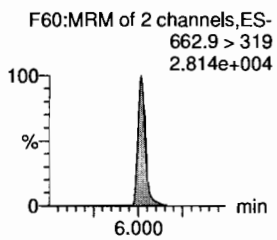

d5-N-EtFOSAA

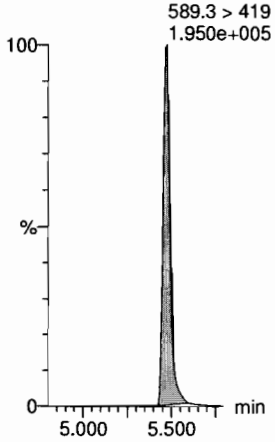

13C2-PFDoA

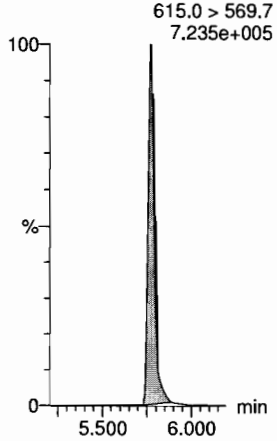

13C8-PFOS

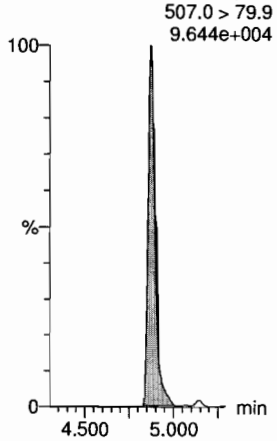

13C2-PFUdA

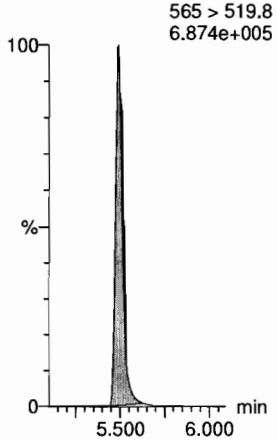

d3-N-MeFOSA

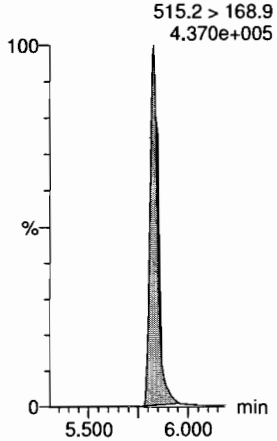

13C2-PFDoA

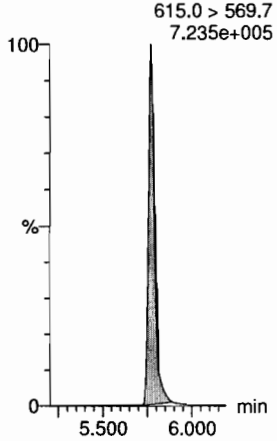

Dataset: Z:\Projects\PFAS.PRO\Results\180925M1\180925M1-46.qld

Last Altered: Wednesday, September 26, 2018 15:23:12 Pacific Daylight Time
Printed: Wednesday, September 26, 2018 15:23:58 Pacific Daylight Time

Name: 180925M1_46, Date: 25-Sep-2018, Time: 21:19:49, ID: ST180925M1-12 PFC CS3 18I1706, Description: PFC CS3 18I1706

PFTeDA
F61:MRM of 2 channels,ES-
712.8 > 669.0
6.181e+005

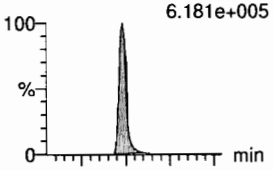

F61:MRM of 2 channels,ES-
712.8 > 368.9
4.284e+004

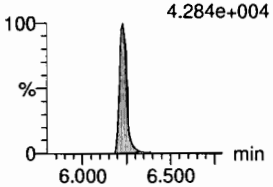

N-EtFOSA
F41:MRM of 2 channels,ES-
526.1 > 168.9
1.414e+005

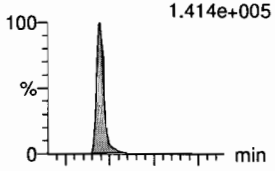

F41:MRM of 2 channels,ES-
526.1 > 219
8.867e+004

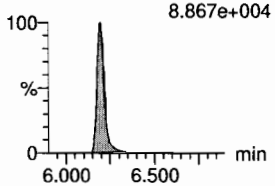

PFHxDA
F63:MRM of 2 channels,ES-
813.1 > 768.6
3.400e+005

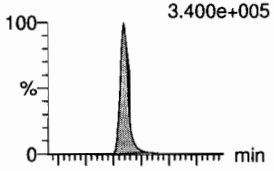

F63:MRM of 2 channels,ES-
813.1 > 219
1.464e+004

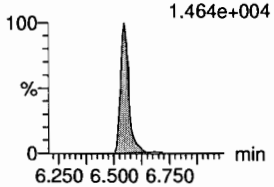

PFODA
F65:MRM of 1 channel,ES-
913.1 > 868.8
4.242e+005

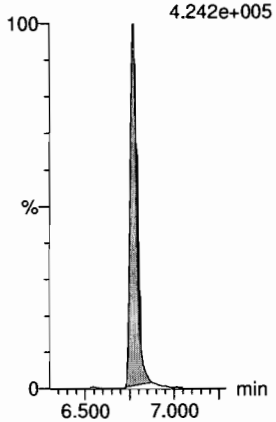

N-MeFOSE
F56:MRM of 1 channel,ES-
616.1 > 58.9
9.451e+004

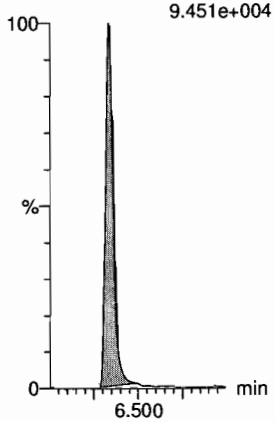

N-EtFOSE
F58:MRM of 1 channel,ES-
630.1 > 58.9
1.172e+005

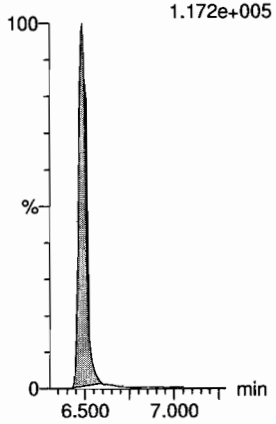

13C2-PFTeDA
F62:MRM of 2 channels,ES-
714.8 > 669.6
4.532e+005

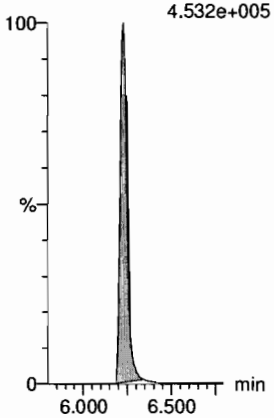

d5-N-ETFOSA
F44:MRM of 1 channel,ES-
531.1 > 168.9
4.798e+005

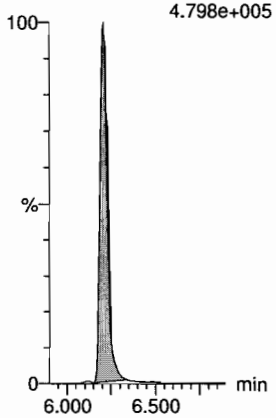

13C2-PFHxDA
F64:MRM of 1 channel,ES-
815 > 769.7
2.755e+005

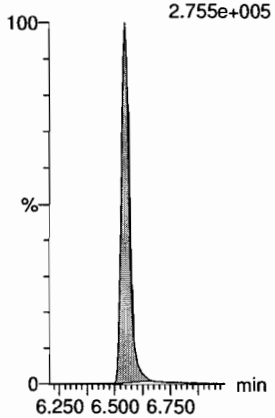

13C2-PFHxDA
F64:MRM of 1 channel,ES-
815 > 769.7
2.755e+005

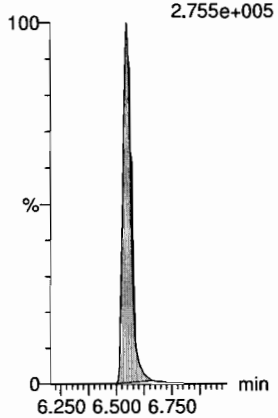

d7-N-MeFOSE
F57:MRM of 1 channel,ES-
623.1 > 58.9
3.144e+005

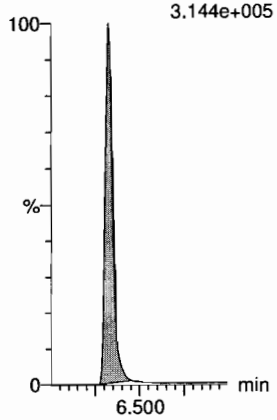

d9-N-EtFOSE
F59:MRM of 1 channel,ES-
639.2 > 58.8
3.193e+005

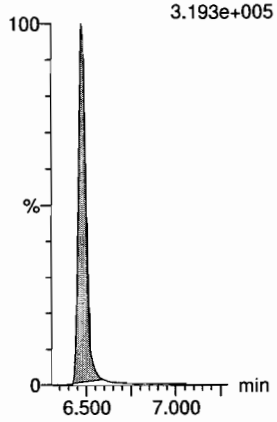

Dataset: Z:\Projects\PFAS.PRO\Results\180925M1\180925M1-46.qld

Last Altered: Wednesday, September 26, 2018 15:23:12 Pacific Daylight Time
Printed: Wednesday, September 26, 2018 15:23:58 Pacific Daylight Time

Name: 180925M1_46, Date: 25-Sep-2018, Time: 21:19:49, ID: ST180925M1-12 PFC CS3 18I1706, Description: PFC CS3 18I1706

13C4-PFBA
F4:MRM of 1 channel,ES-
217. > 172
1.636e+005

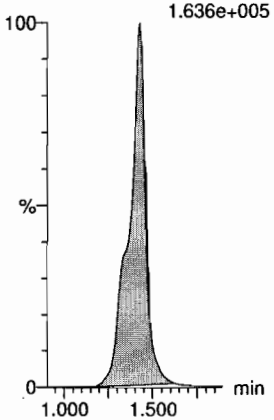

13C5-PFHxA
F11:MRM of 1 channel,ES-
318 > 272.9
7.002e+005

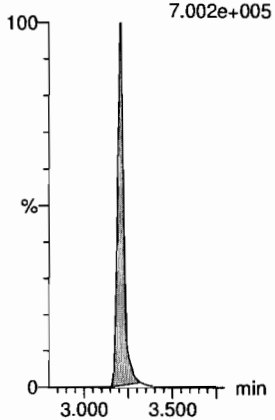

13C3-PFHxS
F19:MRM of 1 channel,ES-
401.8 > 79.9
1.040e+005

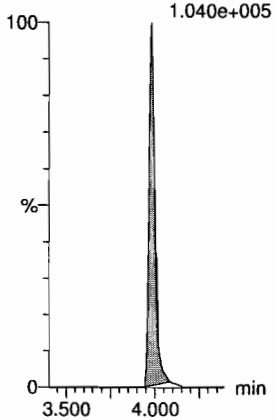

13C8-PFOA
F23:MRM of 1 channel,ES-
420.9 > 376
8.603e+005

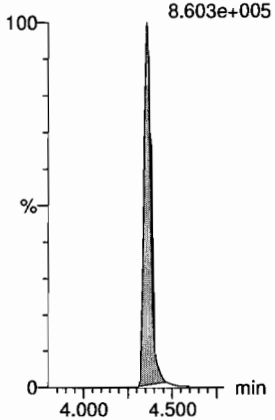

13C9-PFNA
F29:MRM of 1 channel,ES-
472.2 > 426.9
5.588e+005

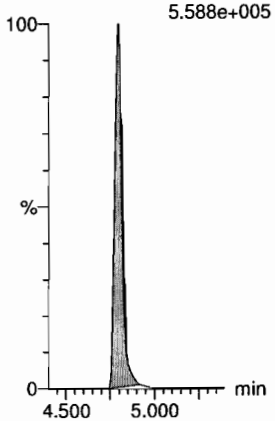

13C4-PFOS
F33:MRM of 1 channel,ES-
503 > 79.9
9.152e+004

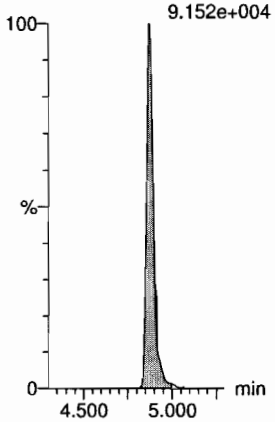

13C6-PFDA
F40:MRM of 1 channel,ES-
519.1 > 473.7
5.052e+005

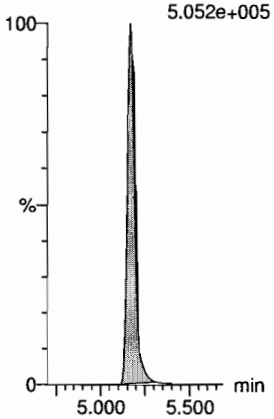

13C7-PFUdA
F49:MRM of 1 channel,ES-
570.1 > 524.8
7.265e+005

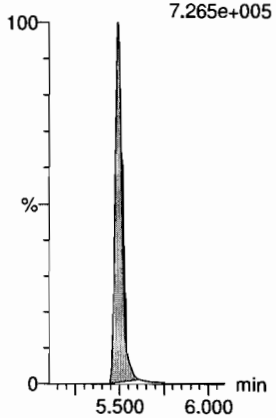

Dataset: Z:\Projects\PFAS.PRO\Results\180925M1\180925M1-59.qld

Last Altered: Wednesday, September 26, 2018 15:27:25 Pacific Daylight Time
Printed: Wednesday, September 26, 2018 15:27:43 Pacific Daylight Time

Name: 180925M1_59, Date: 25-Sep-2018, Time: 23:37:42, ID: ST180925M1-13 PFC CS3 18I1706, Description: PFC CS3 18I1706

	#	Name	Trace	Area	IS Area	wt/vol	RT	Response	Conc.	%Rec	Recovery ...	Ion Ratio	Ratio Out?
1	1	PFBA	213.0 > 168.8	12237.192	13372.406	1.00	1.42	11.439	10.0	100.2	NO		
2	2	PFPeA	263.1 > 218.9	12198.645	15601.428	1.00	2.41	9.774	9.7	96.6	NO		
3	3	PFBS	299.0 > 79.7	3294.736	2169.545	1.00	2.70	18.983	10.3	102.8	NO	2.822	NO
4	4	4:2 FTS	327.2>307.2	3749.300	3415.093	1.00	3.11	13.723	11.0	110.0	NO	2.029	NO
5	5	PFHxA	313 > 269	20939.926	10750.891	1.00	3.20	9.739	10.1	101.1	NO	14.151	NO
6	6	PFPeS	349.1>80.1	2746.586	2169.545	1.00	3.40	15.825	10.5	104.6	NO	1.496	NO
7	36	13C3-PFBA	216.1 > 171.8	13372.406	18102.342	1.00	1.42	9.234	12.5	99.9	NO		
8	37	13C3-PFPeA	266. > 221.8	15601.428	28177.242	1.00	2.41	6.921	12.6	100.9	NO		
9	38	13C3-PFBS	302. > 98.8	2169.545	3875.854	1.00	2.70	6.997	13.4	107.2	NO		
10	39	13C2-4:2 FTS	329.2>308.9	3415.093	3875.854	1.00	3.10	11.014	12.8	102.2	NO		
11	40	13C2-PFHxA	315 > 270	10750.891	28177.242	1.00	3.20	4.769	4.8	95.6	NO		
12	38	13C3-PFBS	302. > 98.8	2169.545	3875.854	1.00	2.70	6.997	13.4	107.2	NO		
13	-1												
14	10	6:2 FTS	427.1 > 407	4703.912	3673.090	1.00	4.29	16.008	11.4	114.2	NO	3.362	NO
15	7	PFHpA	363.0 > 318.9	13898.210	14456.899	1.00	3.82	12.017	10.3	103.4	NO	10.560	NO
16	8	L-PFHxS	398.9 > 79.6	2420.271	1708.523	1.00	3.97	17.707	9.9	99.1	NO	1.585	NO
17	11	L-PFOA	412.8 > 368.9	31231.121	22837.314	1.00	4.35	17.094	10.0	100.1	NO	3.495	NO
18	13	PFHpS	449 > 80.0	2991.661	4562.958	1.00	4.45	8.196	9.7	96.7	NO	1.716	NO
19	14	PFNA	463.0 > 418.8	22966.404	26479.783	1.00	4.79	10.841	10.5	104.7	NO	4.025	NO
20	43	13C2-6:2 FTS	429.1 > 408.9	3673.090	4242.832	1.00	4.29	10.821	11.8	94.7	NO		
21	41	13C4-PFHpA	367.2 > 321.8	14456.899	28177.242	1.00	3.82	6.413	12.2	97.3	NO		
22	42	18O2-PFHxS	403.0 > 102.6	1708.523	3875.854	1.00	3.97	5.510	12.6	100.9	NO		
23	44	13C2-PFOA	414.9 > 369.7	22837.314	40084.633	1.00	4.35	7.122	12.6	100.8	NO		
24	47	13C8-PFOS	507.0 > 79.9	4562.958	4242.832	1.00	4.87	13.443	12.8	102.1	NO		
25	45	13C5-PFNA	468.2 > 422.9	26479.783	27980.178	1.00	4.79	11.830	12.0	95.6	NO		
26	-1												
27	15	PFOSA	497.9 > 77.9	5300.806	6755.709	1.00	4.84	9.808	9.5	95.3	NO	26.564	NO
28	16	L-PFOS	498.9 > 79.9	3630.123	4562.958	1.00	4.87	9.945	10.0	100.3	NO	2.107	NO
29	18	PFDA	513 > 468.8	25079.178	24776.535	1.00	5.16	12.653	10.1	101.2	NO	5.138	NO
30	19	8:2 FTS	527 > 506.9	3724.480	3112.144	1.00	5.13	14.959	9.7	97.3	NO	2.303	NO
31	20	PFNS	549.1 > 80.1	2701.096	4562.958	1.00	5.22	7.400	10.0	100.0	NO	1.589	NO
32	21	L-MeFOSAA	570 > 419	8989.937	7614.799	1.00	5.31	14.757	10.2	101.5	NO	2.321	NO
33	46	13C8-PFOSA	506.1 > 77.7	6755.709	33325.938	1.00	4.84	2.534	12.1	96.6	NO		
34	47	13C8-PFOS	507.0 > 79.9	4562.958	4242.832	1.00	4.87	13.443	12.8	102.1	NO		
35	48	13C2-PFDA	515.1 > 469.9	24776.535	25355.063	1.00	5.16	12.215	11.4	91.4	NO		
36	49	13C2-8:2 FTS	529.1 > 508.7	3112.144	4242.832	1.00	5.13	9.169	12.6	100.6	NO		
37	47	13C8-PFOS	507.0 > 79.9	4562.958	4242.832	1.00	4.87	13.443	12.8	102.1	NO		
38	50	d3-N-MeFOSAA	573.3 > 419	7614.799	33325.938	1.00	5.30	2.856	11.6	93.0	NO		

9/26/18

9/26/18

Dataset: Z:\Projects\PFAS.PRO\Results\180925M1\180925M1-59.qld

Last Altered: Wednesday, September 26, 2018 15:27:25 Pacific Daylight Time
Printed: Wednesday, September 26, 2018 15:27:43 Pacific Daylight Time

Name: 180925M1_59, Date: 25-Sep-2018, Time: 23:37:42, ID: ST180925M1-13 PFC CS3 18I1706, Description: PFC CS3 18I1706

	#	Name	Trace	Area	IS Area	wt/vol	RT	Response	Conc.	%Rec	Recovery ...	Ion Ratio	Ratio Out?
39	-1												
40	23	L-EtFOSAA	584.1 > 419	7553.195	8941.734	1.00	5.47	10.559	10.0	99.6	NO	1.380	NO
41	27	PFDoA	612.9 > 569.0	32045.344	29830.006	1.00	5.76	13.428	10.6	105.7	NO	10.337	NO
42	26	PFDS	598.8 > 79.9	3759.658	4562.958	1.00	5.53	10.299	10.1	100.9	NO	1.762	NO
43	25	PFUdA	563.0 > 518.9	24920.668	30643.865	1.00	5.48	10.165	10.1	101.2	NO	8.681	NO
44	28	N-MeFOSA	512.1 > 168.9	6459.930	20078.910	1.00	5.80	48.259	52.0	104.0	NO	1.491	NO
45	29	PFTrDA	662.9 > 618.9	31424.070	29830.006	1.00	6.01	13.168	10.1	100.9	NO	24.443	NO
46	52	d5-N-EtFOSAA	589.3 > 419	8941.734	33325.938	1.00	5.46	3.354	12.1	97.0	NO		
47	53	13C2-PFDoA	615.0 > 569.7	29830.006	25355.063	1.00	5.76	14.706	11.4	91.3	NO		
48	47	13C8-PFOS	507.0 > 79.9	4562.958	4242.832	1.00	4.87	13.443	12.8	102.1	NO		
49	51	13C2-PFUdA	565 > 519.8	30643.865	33325.938	1.00	5.48	11.494	11.9	95.2	NO		
50	54	d3-N-MeFOSA	515.2 > 168.9	20078.910	33325.938	1.00	5.82	7.531	143.5	95.6	NO		
51	53	13C2-PFDoA	615.0 > 569.7	29830.006	25355.063	1.00	5.76	14.706	11.4	91.3	NO		
52	-1												
53	30	PFTeDA	712.8 > 669.0	28567.863	19622.729	1.00	6.22	18.198	10.2	102.1	NO	14.083	NO
54	31	N-EtFOSA	526.1 > 168.9	6621.063	22948.381	1.00	6.19	43.278	49.3	98.6	NO	1.522	NO
55	32	PFHxDA	813.1 > 768.6	14767.740	11691.120	1.00	6.54	6.316	10.9	109.5	NO	24.026	NO
56	33	PFODA	913.1 > 868.8	18588.641	11691.120	1.00	6.76	7.950	10.3	102.6	NO		
57	34	N-MeFOSE	616.1 > 58.9	4690.734	15517.146	1.00	6.33	45.344	50.0	100.1	NO		
58	35	N-EtFOSE	630.1 > 58.9	5700.066	16303.989	1.00	6.48	52.442	48.9	97.8	NO		
59	55	13C2-PFTeDA	714.8 > 669.6	19622.729	33325.938	1.00	6.22	7.360	11.6	92.9	NO		
60	56	d5-N-ETFOSA	531.1 > 168.9	22948.381	33325.938	1.00	6.20	8.608	147.6	98.4	NO		
61	57	13C2-PFHxDA	815 > 769.7	11691.120	33325.938	1.00	6.54	4.385	4.7	93.5	NO		
62	57	13C2-PFHxDA	815 > 769.7	11691.120	33325.938	1.00	6.54	4.385	4.7	93.5	NO		
63	58	d7-N-MeFOSE	623.1 > 58.9	15517.146	33325.938	1.00	6.33	5.820	134.9	89.9	NO		
64	59	d9-N-EtFOSE	639.2 > 58.8	16303.989	33325.938	1.00	6.48	6.115	140.7	93.8	NO		
65	-1												
66	60	13C4-PFBA	217. > 172	18102.342	18102.342	1.00	1.42	12.500	12.5	100.0	NO		
67	61	13C5-PFHxA	318 > 272.9	28177.242	28177.242	1.00	3.20	12.500	12.5	100.0	NO		
68	62	13C3-PFHxS	401.8 > 79.9	3875.854	3875.854	1.00	3.97	12.500	12.5	100.0	NO		
69	63	13C8-PFOA	420.9 > 376	40084.633	40084.633	1.00	4.35	12.500	12.5	100.0	NO		
70	64	13C9-PFNA	472.2 > 426.9	27980.178	27980.178	1.00	4.79	12.500	12.5	100.0	NO		
71	65	13C4-PFOS	503 > 79.9	4242.832	4242.832	1.00	4.87	12.500	12.5	100.0	NO		
72	66	13C6-PFDA	519.1 > 473.7	25355.063	25355.063	1.00	5.16	12.500	12.5	100.0	NO		
73	67	13C7-PFUdA	570.1 > 524.8	33325.938	33325.938	1.00	5.48	12.500	12.5	100.0	NO		

Quantify Compound Summary Report **MassLynx MassLynx V4.1 SCN 945**
Vista Analytical Laboratory

Dataset: Untitled

Last Altered: Wednesday, September 26, 2018 15:30:57 Pacific Daylight Time
Printed: Wednesday, September 26, 2018 15:31:38 Pacific Daylight Time

Method: Z:\Projects\PFAS.pro\MethDB\PFAS_FULL_80C_092518.mdb 26 Sep 2018 12:51:44
Calibration: Z:\Projects\PFAS.pro\CurveDB\C18_VAL-PFAS_Q4_09-25-18.cdb 26 Sep 2018 10:07:46

Compound name: PFBA

	#	Name	ID	Acq.Date	Acq.Time
1	1	180925M1_1	IPA	25-Sep-18	12:56:33
2	2	180925M1_2	ST180925M1-1 PFC CS-2 18I1701	25-Sep-18	13:07:06
3	3	180925M1_3	ST180925M1-2 PFC CS-1 18I1702	25-Sep-18	13:17:44
4	4	180925M1_4	ST180925M1-3 PFC CS0 18I1703	25-Sep-18	13:28:16
5	5	180925M1_5	ST180925M1-4 PFC CS1 18I1704	25-Sep-18	13:38:54
6	6	180925M1_6	ST180925M1-5 PFC CS2 18I1705	25-Sep-18	13:49:27
7	7	180925M1_7	ST180925M1-6 PFC CS3 18I1706	25-Sep-18	14:00:06
8	8	180925M1_8	ST180925M1-7 PFC CS4 18I1707	25-Sep-18	14:10:44
9	9	180925M1_9	ST180925M1-8 PFC CS5 18I1708	25-Sep-18	14:21:17
10	10	180925M1_10	ST180925M1-9 PFC CS6 18I1709	25-Sep-18	14:31:55
11	11	180925M1_11	ST180925M1-10 PFC CS7 18I1710	25-Sep-18	14:42:27
12	12	180925M1_12	IPA	25-Sep-18	14:53:05
13	13	180925M1_13	ICV180925M1-1 PFC ICV 18I1711	25-Sep-18	15:03:38
14	14	180925M1_14	IPA	25-Sep-18	15:14:17
15	15	180925M1_15	B8I0152-BS1 OPR 0.125	25-Sep-18	15:51:22
16	16	180925M1_16	B8I0152-BLK1 Method Blank 0.125	25-Sep-18	16:01:56
17	17	180925M1_17	1803089-01 091918-GRW-MW8BR 0.1...	25-Sep-18	16:12:34
18	18	180925M1_18	1803089-02 091918-GRW-MW8BR-D ...	25-Sep-18	16:23:06
19	19	180925M1_19	B8I0089-BS1 OPR 1	25-Sep-18	16:33:45
20	20	180925M1_20	B8I0089-BLK1 Method Blank 1	25-Sep-18	16:44:18
21	21	180925M1_21	B8I0089-MS1 Matrix Spike 1.18	25-Sep-18	16:54:56
22	22	180925M1_22	B8I0089-MSD1 Matrix Spike Dup 1.2	25-Sep-18	17:05:35
23	23	180925M1_23	1802897-01 18Q3SS035-MW0101-SO-...	25-Sep-18	17:16:08
24	24	180925M1_24	1802897-02 18Q3SS035-MW0101-SO-...	25-Sep-18	17:26:46
25	25	180925M1_25	1802897-03 18Q3SS035-MW0102-SO-...	25-Sep-18	17:37:19
26	26	180925M1_26	1802897-04 18Q3SS035-MW0103-SO-...	25-Sep-18	17:47:57
27	27	180925M1_27	1802897-05 18Q3SS035-SS2001-SO-0...	25-Sep-18	17:58:29
28	28	180925M1_28	1802897-06 18Q3SS035-SB2001-SO-0...	25-Sep-18	18:09:08
29	29	180925M1_29	1802897-07 18Q3SS035-SB2002-SO-0...	25-Sep-18	18:19:46
30	30	180925M1_30	1802897-09 18Q3SS035-SB2301-SO-0...	25-Sep-18	18:30:19
31	31	180925M1_31	IPA	25-Sep-18	18:40:58
32	32	180925M1_32	ST180925M1-11 PFC CS3 18I1706	25-Sep-18	18:51:36
33	33	180925M1_33	1802897-10 18Q3SS035-SB2302-SO-0...	25-Sep-18	19:02:09
34	34	180925M1_34	1802897-11 18Q3SS035-SB2401-SO-0...	25-Sep-18	19:12:47

Quantify Compound Summary Report **MassLynx MassLynx V4.1 SCN 945**
Vista Analytical Laboratory

Dataset: Untitled

Last Altered: Wednesday, September 26, 2018 15:30:57 Pacific Daylight Time
Printed: Wednesday, September 26, 2018 15:31:38 Pacific Daylight Time

Compound name: PFBA

	#	Name	ID	Acq.Date	Acq.Time
35	35	180925M1_35	1802897-12 18Q3SS035-SB2402-SO-0...	25-Sep-18	19:23:20
36	36	180925M1_36	1802897-13 18Q3SS035-SS2501-SO-0...	25-Sep-18	19:33:59
37	37	180925M1_37	1802897-14 18Q3SS035-SS2601-SO-0...	25-Sep-18	19:44:32
38	38	180925M1_38	1802897-15 18Q3SS035-SB2501-SO-0...	25-Sep-18	19:55:11
39	39	180925M1_39	1802897-16 18Q3SS035-SB2502-SO-0...	25-Sep-18	20:05:44
40	40	180925M1_40	1802897-17 18Q3SS035-SB2601-SO-0...	25-Sep-18	20:16:22
41	41	180925M1_41	1802897-18 18Q3SS035-SB2602-SO-0...	25-Sep-18	20:26:55
42	42	180925M1_42	B8I0043-BS1 OPR 0.25	25-Sep-18	20:37:25
43	43	180925M1_43	B8I0043-BLK1 Method Blank 0.25	25-Sep-18	20:48:04
44	44	180925M1_44	1802887-01 SW1808300930GC 0.23703	25-Sep-18	20:58:38
45	45	180925M1_45	IPA	25-Sep-18	21:09:16
46	46	180925M1_46	ST180925M1-12 PFC CS3 18I1706	25-Sep-18	21:19:49
47	47	180925M1_47	1802887-02 PW1808301215GC 0.22139	25-Sep-18	21:30:28
48	48	180925M1_48	1802887-03 SW1808301515GC 0.22536	25-Sep-18	21:41:06
49	49	180925M1_49	1802887-04 FD1808301515GC 0.22732	25-Sep-18	21:51:40
50	50	180925M1_50	1802887-05 SW1808301600GC 0.23779	25-Sep-18	22:02:18
51	51	180925M1_51	1802887-06 SW1808310950GC 0.23612	25-Sep-18	22:12:50
52	52	180925M1_52	1802887-07 FD1808310950GC 0.23475	25-Sep-18	22:23:29
53	53	180925M1_53	1802887-08 PW1808311100GC 0.20799	25-Sep-18	22:34:02
54	54	180925M1_54	1802887-09 FB1808311110GC 0.244	25-Sep-18	22:44:41
55	55	180925M1_55	1802900-01 PW1809041355GC 0.21844	25-Sep-18	22:55:14
56	56	180925M1_56	1802900-02 PW1809041415GC 0.22528	25-Sep-18	23:05:53
57	57	180925M1_57	1802900-03 PW1809041445GC 0.22448	25-Sep-18	23:16:31
58	58	180925M1_58	IPA	25-Sep-18	23:27:04
59	59	180925M1_59	ST180925M1-13 PFC CS3 18I1706	25-Sep-18	23:37:42

Vista Analytical Laboratory

Dataset: Z:\Projects\PFAS.PRO\Results\180925M1\180925M1-59.qld

Last Altered: Wednesday, September 26, 2018 15:27:25 Pacific Daylight Time
Printed: Wednesday, September 26, 2018 15:27:43 Pacific Daylight Time

Method: Z:\Projects\PFAS.pro\MethDB\PFAS_FULL_80C_092518.mdb 26 Sep 2018 12:51:44
Calibration: Z:\Projects\PFAS.pro\CurveDB\C18_VAL-PFAS_Q4_09-25-18.cdb 26 Sep 2018 10:07:46

Name: 180925M1_59, Date: 25-Sep-2018, Time: 23:37:42, ID: ST180925M1-13 PFC CS3 18I1706, Description: PFC CS3 18I1706

PFBA

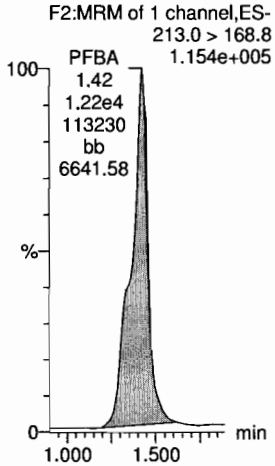

PFPeA

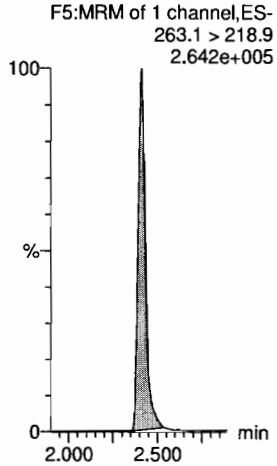

PFBS

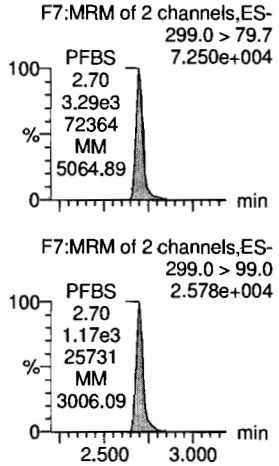

4:2 FTS

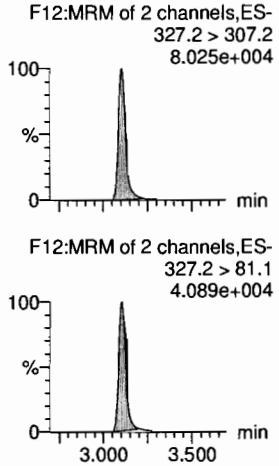

PFHxA

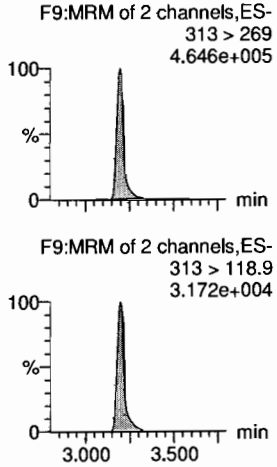

PFPeS

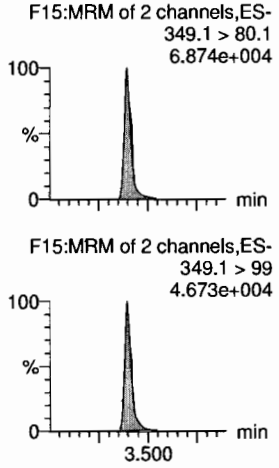

13C3-PFBA

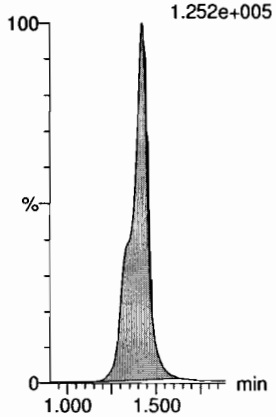

13C3-PFPeA

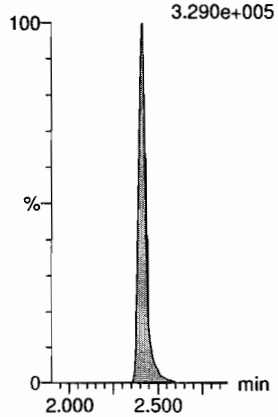

13C3-PFBS

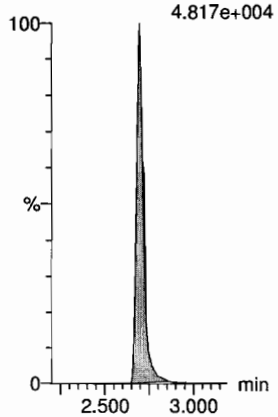

13C2-4:2 FTS

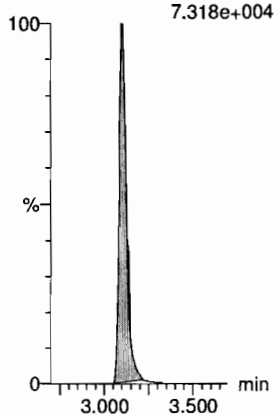

13C2-PFHxA

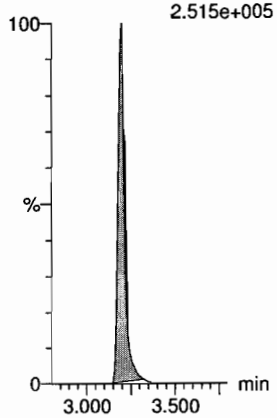

13C3-PFBS

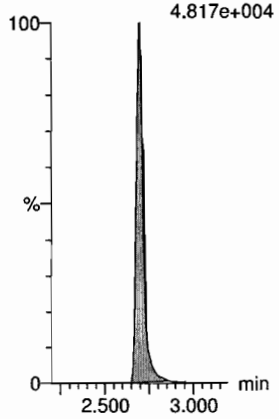

Vista Analytical Laboratory

Dataset: Z:\Projects\PFAS.PRO\Results\180925M1\180925M1-59.qld

Last Altered: Wednesday, September 26, 2018 15:27:25 Pacific Daylight Time
Printed: Wednesday, September 26, 2018 15:27:43 Pacific Daylight Time

Name: 180925M1_59, Date: 25-Sep-2018, Time: 23:37:42, ID: ST180925M1-13 PFC CS3 18I1706, Description: PFC CS3 18I1706

6:2 FTS

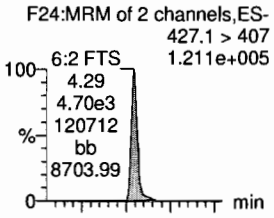

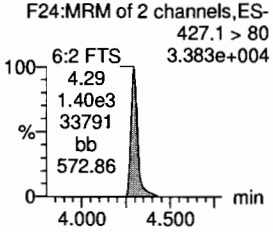

PFHpA

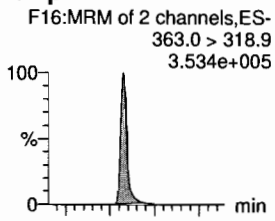

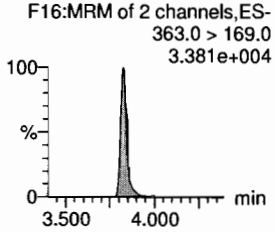

L-PFHxS

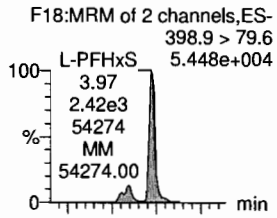

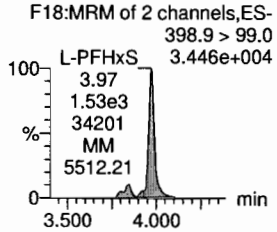

L-PFOA

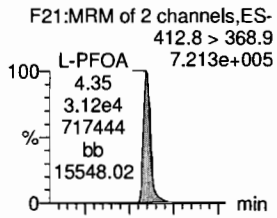

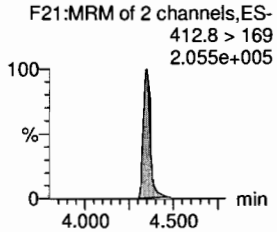

PFHpS

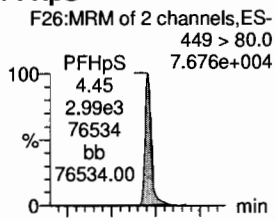

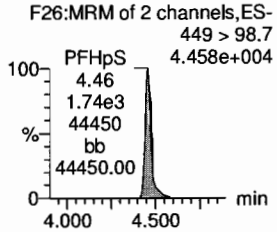

PFNA

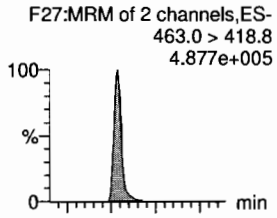

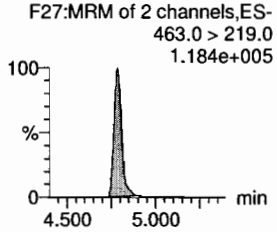

13C2-6:2 FTS

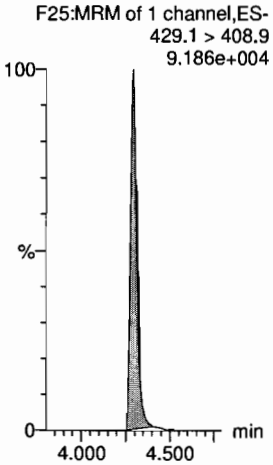

13C4-PFHpA

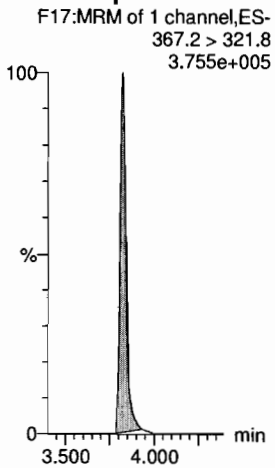

18O2-PFHxS

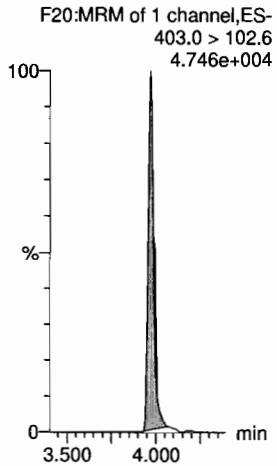

13C2-PFOA

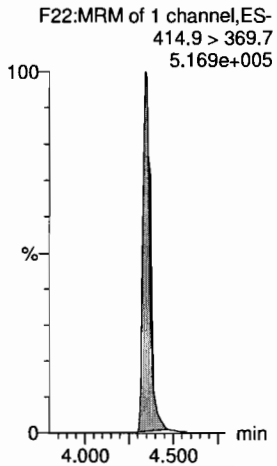

13C8-PFOS

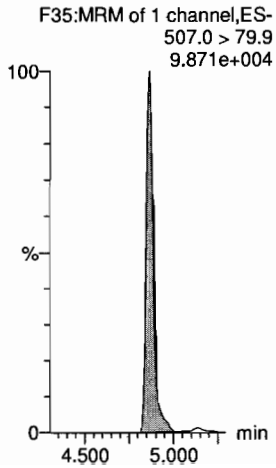

13C5-PFNA

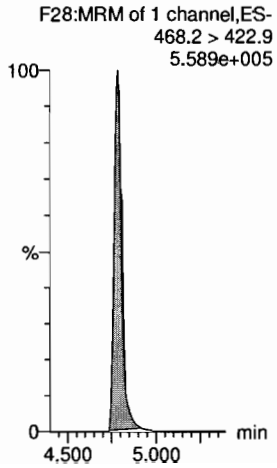

Vista Analytical Laboratory

Dataset: Z:\Projects\PFAS.PRO\Results\180925M1\180925M1-59.qld

Last Altered: Wednesday, September 26, 2018 15:27:25 Pacific Daylight Time
Printed: Wednesday, September 26, 2018 15:27:43 Pacific Daylight Time

Name: 180925M1_59, Date: 25-Sep-2018, Time: 23:37:42, ID: ST180925M1-13 PFC CS3 18I1706, Description: PFC CS3 18I1706

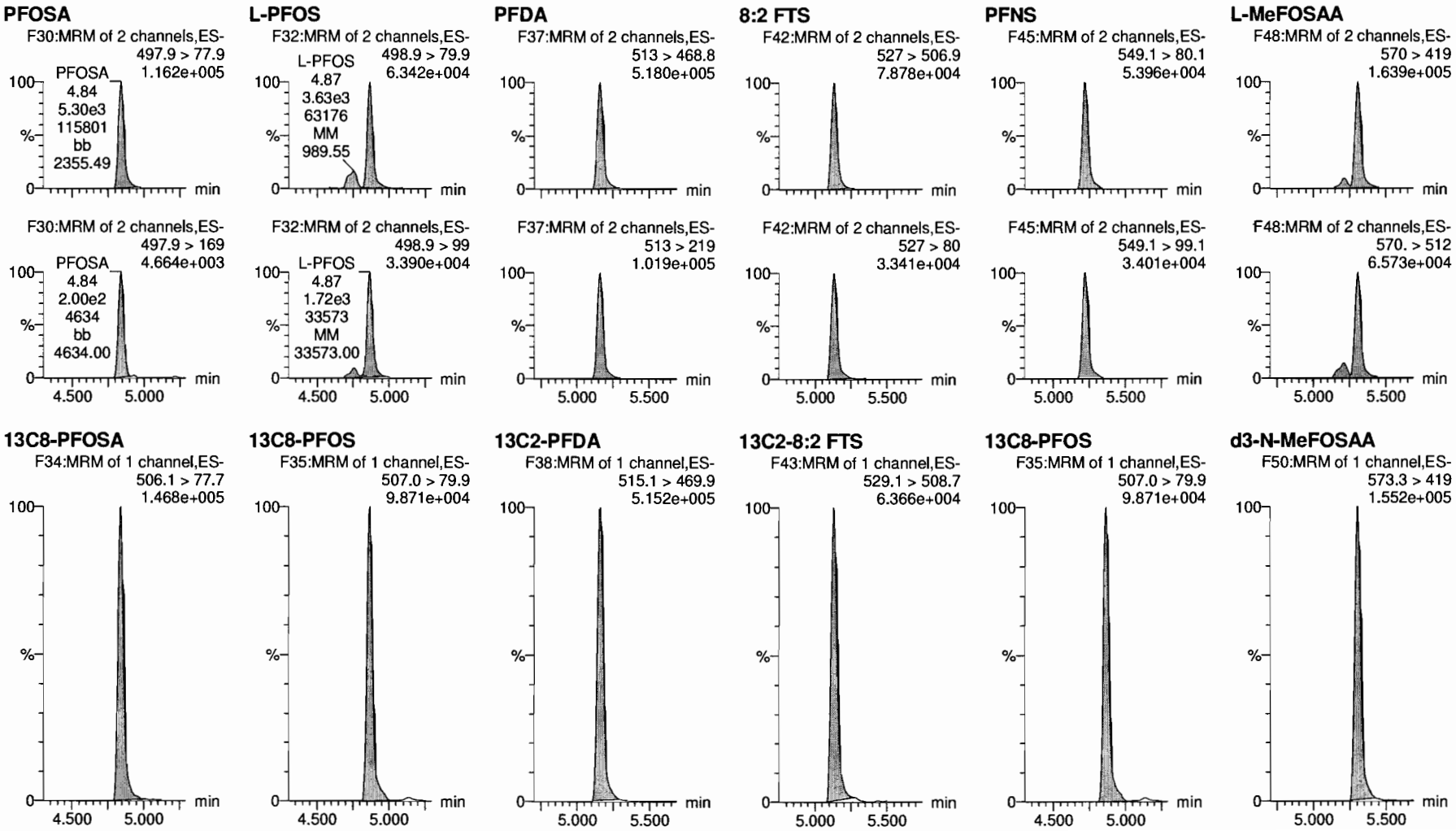

Dataset: Z:\Projects\PFAS.PRO\Results\180925M1\180925M1-59.qld

Last Altered: Wednesday, September 26, 2018 15:27:25 Pacific Daylight Time
Printed: Wednesday, September 26, 2018 15:27:43 Pacific Daylight Time

Name: 180925M1_59, Date: 25-Sep-2018, Time: 23:37:42, ID: ST180925M1-13 PFC CS3 18I1706, Description: PFC CS3 18I1706

L-EtFOSAA

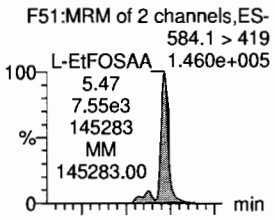

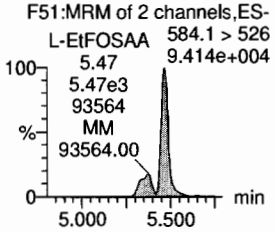

PFDoA

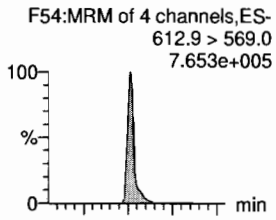

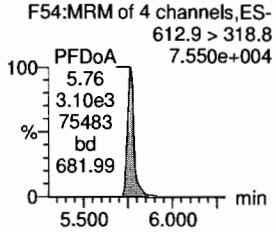

PFDS

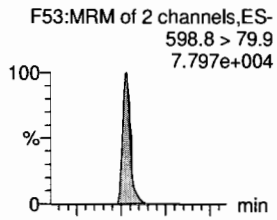

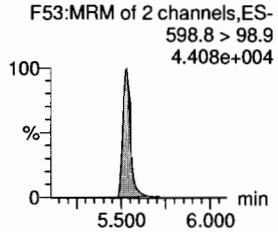

PFUdA

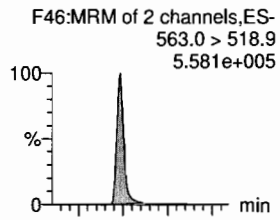

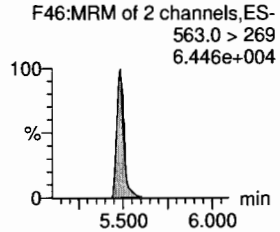

N-MeFOSA

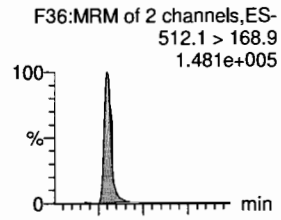

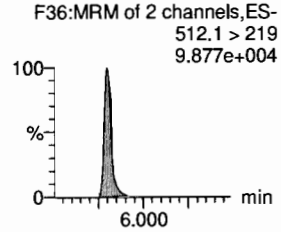

PFTrDA

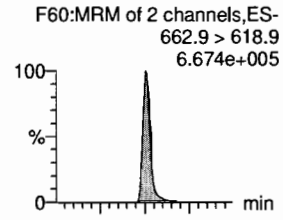

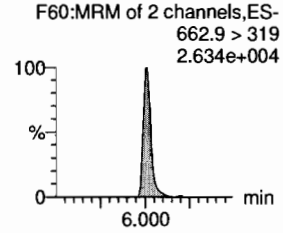

d5-N-EtFOSAA

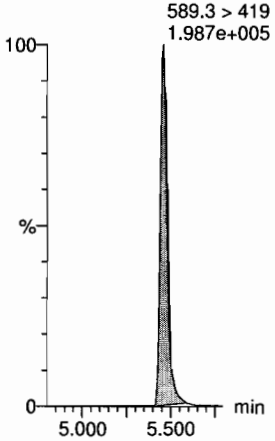

13C2-PFDoA

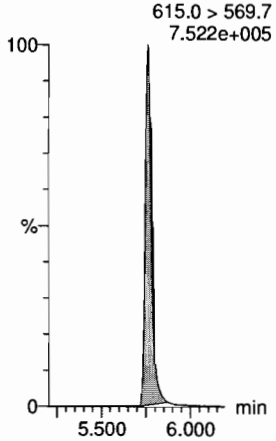

13C8-PFOS

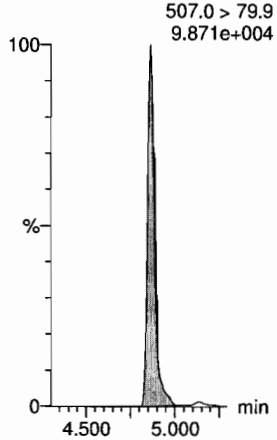

13C2-PFUdA

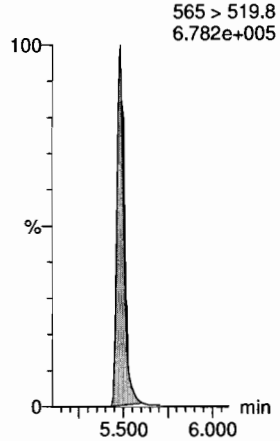

d3-N-MeFOSA

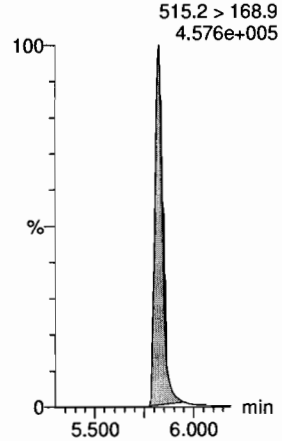

13C2-PFDoA

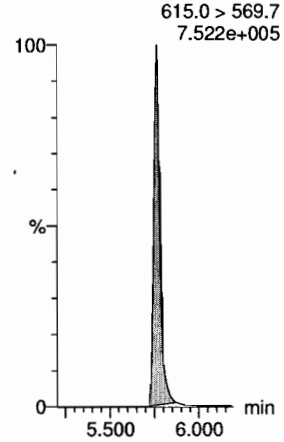

Dataset: Z:\Projects\PFAS.PRO\Results\180925M1\180925M1-59.qld

Last Altered: Wednesday, September 26, 2018 15:27:25 Pacific Daylight Time
Printed: Wednesday, September 26, 2018 15:27:43 Pacific Daylight Time

Name: 180925M1_59, Date: 25-Sep-2018, Time: 23:37:42, ID: ST180925M1-13 PFC CS3 18I1706, Description: PFC CS3 18I1706

PFTeDA
F61:MRM of 2 channels,ES-
712.8 > 669.0
6.328e+005

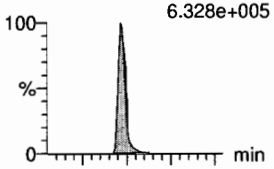

F61:MRM of 2 channels,ES-
712.8 > 368.9
4.403e+004

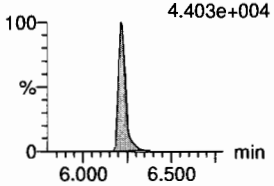

N-EtFOSA
F41:MRM of 2 channels,ES-
526.1 > 168.9
1.460e+005

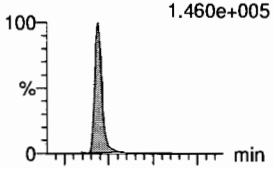

F41:MRM of 2 channels,ES-
526.1 > 219
9.451e+004

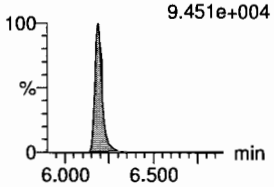

PFHxDA
F63:MRM of 2 channels,ES-
813.1 > 768.6
3.547e+005

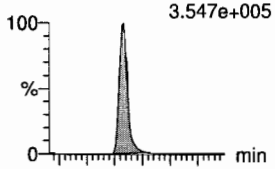

F63:MRM of 2 channels,ES-
813.1 > 219
1.383e+004

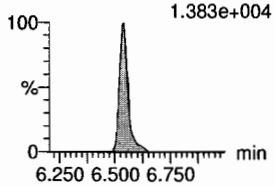

PFODA
F65:MRM of 1 channel,ES-
913.1 > 868.8
4.465e+005

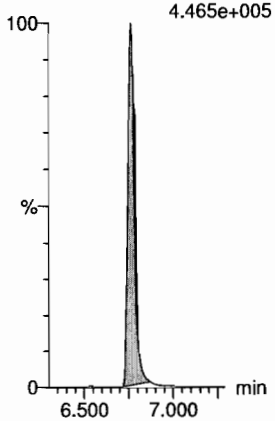

N-MeFOSE
F56:MRM of 1 channel,ES-
616.1 > 58.9
9.586e+004

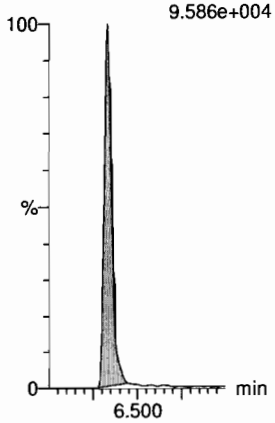

N-EtFOSE
F58:MRM of 1 channel,ES-
630.1 > 58.9
1.206e+005

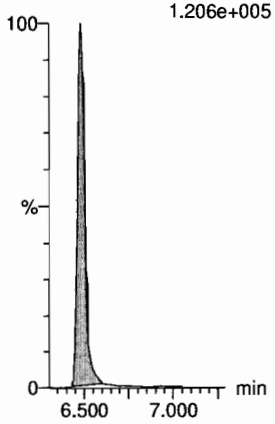

13C2-PFTeDA
F62:MRM of 2 channels,ES-
714.8 > 669.6
4.331e+005

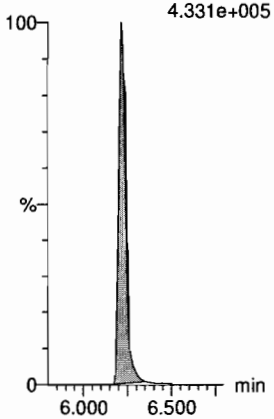

d5-N-ETFOSA
F44:MRM of 1 channel,ES-
531.1 > 168.9
4.935e+005

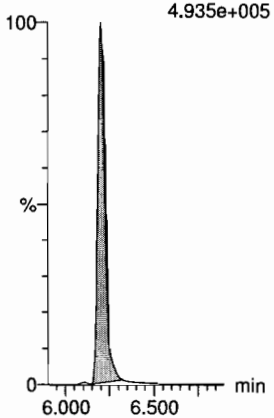

13C2-PFHxDA
F64:MRM of 1 channel,ES-
815 > 769.7
2.793e+005

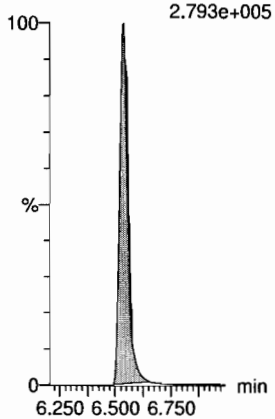

13C2-PFHxDA
F64:MRM of 1 channel,ES-
815 > 769.7
2.793e+005

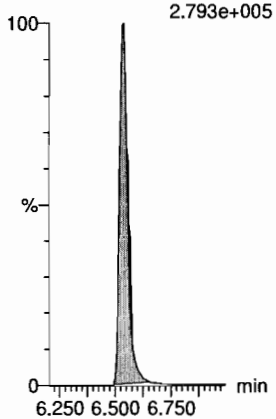

d7-N-MeFOSE
F57:MRM of 1 channel,ES-
623.1 > 58.9
3.148e+005

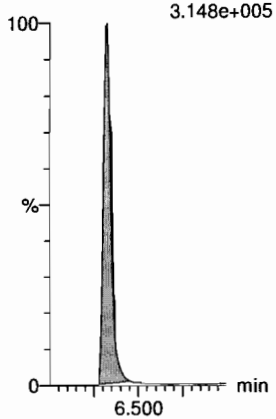

d9-N-EtFOSE
F59:MRM of 1 channel,ES-
639.2 > 58.8
3.372e+005

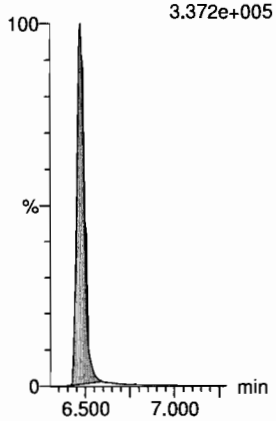

Dataset: Z:\Projects\PFAS.PRO\Results\180925M1\180925M1-59.qld

Last Altered: Wednesday, September 26, 2018 15:27:25 Pacific Daylight Time
Printed: Wednesday, September 26, 2018 15:27:43 Pacific Daylight Time

Name: 180925M1_59, Date: 25-Sep-2018, Time: 23:37:42, ID: ST180925M1-13 PFC CS3 18I1706, Description: PFC CS3 18I1706

13C4-PFBA
F4:MRM of 1 channel,ES-
217. > 172
1.719e+005

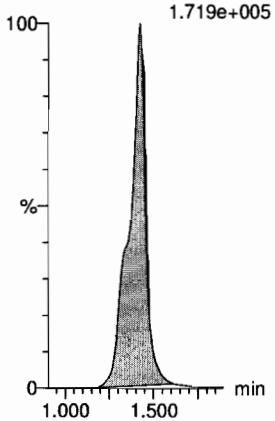

13C5-PFHxA
F11:MRM of 1 channel,ES-
318 > 272.9
6.661e+005

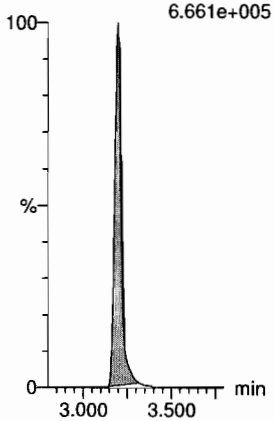

13C3-PFHxS
F19:MRM of 1 channel,ES-
401.8 > 79.9
1.037e+005

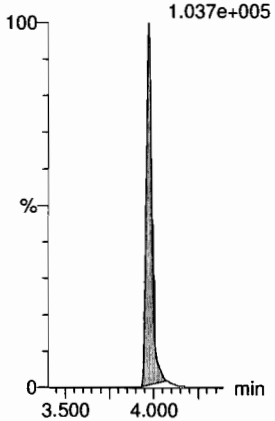

13C8-PFOA
F23:MRM of 1 channel,ES-
420.9 > 376
9.199e+005

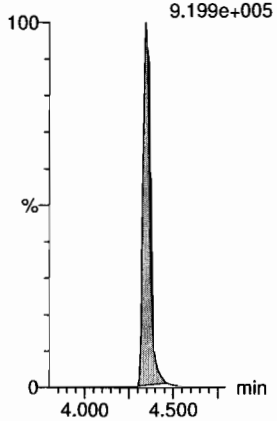

13C9-PFNA
F29:MRM of 1 channel,ES-
472.2 > 426.9
5.906e+005

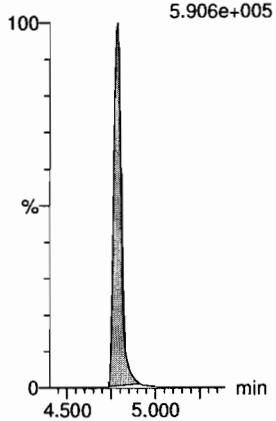

13C4-PFOS
F33:MRM of 1 channel,ES-
503 > 79.9
9.159e+004

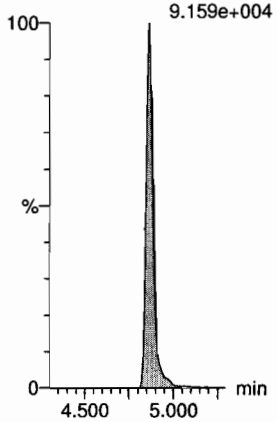

13C6-PFDA
F40:MRM of 1 channel,ES-
519.1 > 473.7
5.312e+005

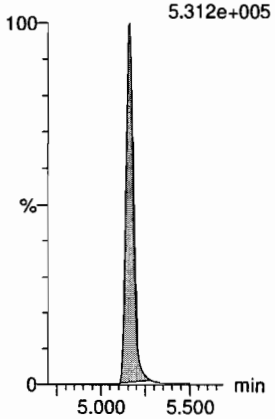

13C7-PFUdA
F49:MRM of 1 channel,ES-
570.1 > 524.8
7.311e+005

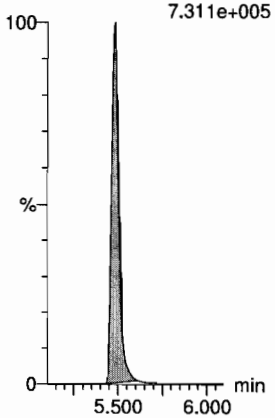

INITIAL CALIBRATION

Quantify Compound Summary Report **MassLynx MassLynx V4.1 SCN 945**
Vista Analytical Laboratory

low pt
no low pts dropped

high pt
4:2FTS =106
6:2FTS
8:2FTS

Dataset: Z:\Projects\PFAS.PRO\Results\180925M1\180925M1-CRV.qld

Last Altered: Wednesday, September 26, 2018 10:07:47 Pacific Daylight Time
Printed: Wednesday, September 26, 2018 10:29:13 Pacific Daylight Time

Method: Z:\Projects\PFAS.PRO\MethDB\PFAS_FULL_80C_092518.mdb 26 Sep 2018 09:51:35
Calibration: Z:\Projects\PFAS.PRO\CurveDB\C18_VAL-PFAS_Q4_09-25-18.cdb 26 Sep 2018 10:07:46

AD 9/26/18

Compound name: PFBA
Correlation coefficient: r = 0.999966, r^2 = 0.999931
Calibration curve: 1.14427 * x + -0.0314006
Response type: Internal Std (Ref 36), Area * (IS Conc. / IS Area)
Curve type: Linear, Origin: Exclude, Weighting: 1/x, Axis trans: None

	#	Name	Type	Std. Conc	RT	Area	IS Area	Response	Conc.	%Dev	Conc. Flag	CoD	CoD Flag	x=excluded
1	1	180925M1_2	Standard	0.250	1.50	211.961	10924.087	0.243	0.2	-4.2	NO	1.000	NO	MM
2	2	180925M1_3	Standard	0.500	1.50	449.373	11080.083	0.507	0.5	-5.9	NO	1.000	NO	MM
3	3	180925M1_4	Standard	1.000	1.48	1063.976	11757.066	1.131	1.0	1.6	NO	1.000	NO	MM
4	4	180925M1_5	Standard	2.000	1.46	2207.797	11730.012	2.353	2.1	4.2	NO	1.000	NO	bb
5	5	180925M1_6	Standard	5.000	1.46	5277.501	11642.954	5.666	5.0	-0.4	NO	1.000	NO	MM
6	6	180925M1_7	Standard	10.000	1.46	10963.149	11763.618	11.649	10.2	2.1	NO	1.000	NO	bb
7	7	180925M1_8	Standard	50.000	1.46	56291.254	12100.432	58.150	50.8	1.7	NO	1.000	NO	bb
8	8	180925M1_9	Standard	100.000	1.45	111293.820	11972.737	116.195	101.6	1.6	NO	1.000	NO	bb
9	9	180925M1_10	Standard	250.000	1.46	264506.875	11565.657	285.875	249.9	-0.1	NO	1.000	NO	bb
10	10	180925M1_11	Standard	500.000	1.45	508820.438	11173.688	569.217	497.5	-0.5	NO	1.000	NO	bb

Compound name: PFPeA
Coefficient of Determination: R^2 = 0.999968
Calibration curve: -4.72857e-005 * x^2 + 1.01029 * x + 0.0185843
Response type: Internal Std (Ref 37), Area * (IS Conc. / IS Area)
Curve type: 2nd Order, Origin: Exclude, Weighting: 1/x, Axis trans: None

9/26/18

	#	Name	Type	Std. Conc	RT	Area	IS Area	Response	Conc.	%Dev	Conc. Flag	CoD	CoD Flag	x=excluded
1	1	180925M1_2	Standard	0.250	2.49	301.305	12960.684	0.291	0.3	7.7	NO	1.000	NO	bb
2	2	180925M1_3	Standard	0.500	2.49	507.563	12399.469	0.512	0.5	-2.4	NO	1.000	NO	bb
3	3	180925M1_4	Standard	1.000	2.47	1122.621	13656.261	1.028	1.0	-0.1	NO	1.000	NO	bb
4	4	180925M1_5	Standard	2.000	2.46	2166.339	13051.423	2.075	2.0	1.8	NO	1.000	NO	bb
5	5	180925M1_6	Standard	5.000	2.46	5071.616	13257.374	4.782	4.7	-5.7	NO	1.000	NO	bb
6	6	180925M1_7	Standard	10.000	2.46	10436.083	13193.188	9.888	9.8	-2.3	NO	1.000	NO	bb
7	7	180925M1_8	Standard	50.000	2.45	54807.965	13464.043	50.884	50.5	0.9	NO	1.000	NO	MM
8	8	180925M1_9	Standard	100.000	2.45	105547.016	13108.177	100.650	100.1	0.1	NO	1.000	NO	bb
9	9	180925M1_10	Standard	250.000	2.45	243028.953	12170.757	249.603	250.0	-0.0	NO	1.000	NO	bb

Dataset: Z:\Projects\PFAS.PRO\Results\180925M1\180925M1-CRV.qld

Last Altered: Wednesday, September 26, 2018 10:07:47 Pacific Daylight Time
Printed: Wednesday, September 26, 2018 10:29:13 Pacific Daylight Time

Compound name: PFPeA

	#	Name	Type	Std. Conc	RT	Area	IS Area	Response	Conc.	%Dev	Conc. Flag	CoD	CoD Flag	x=excluded
10	10	180925M1_11	Standard	500.000	2.45	447266.313	11333.484	493.302	500.0	-0.0	NO	1.000	NO	bb

Compound name: PFBS
Coefficient of Determination: R^2 = 0.999938
Calibration curve: -2.47279e-005 * x^2 + 1.84961 * x + -0.0279465
Response type: Internal Std (Ref 38), Area * (IS Conc. / IS Area)
Curve type: 2nd Order, Origin: Exclude, Weighting: 1/x, Axis trans: None

	#	Name	Type	Std. Conc	RT	Area	IS Area	Response	Conc.	%Dev	Conc. Flag	CoD	CoD Flag	x=excluded
1	1	180925M1_2	Standard	0.250	2.77	68.426	1800.185	0.475	0.3	8.8	NO	1.000	NO	bb
2	2	180925M1_3	Standard	0.500	2.77	132.082	1808.152	0.913	0.5	1.8	NO	1.000	NO	bb
3	3	180925M1_4	Standard	1.000	2.75	268.148	1978.346	1.694	0.9	-6.9	NO	1.000	NO	bb
4	4	180925M1_5	Standard	2.000	2.74	566.369	1855.407	3.816	2.1	3.9	NO	1.000	NO	bb
5	5	180925M1_6	Standard	5.000	2.74	1281.397	1831.846	8.744	4.7	-5.1	NO	1.000	NO	bb
6	6	180925M1_7	Standard	10.000	2.74	2693.626	1894.940	17.769	9.6	-3.8	NO	1.000	NO	bb
7	7	180925M1_8	Standard	50.000	2.74	14292.683	1901.282	93.967	50.9	1.7	NO	1.000	NO	MM
8	8	180925M1_9	Standard	100.000	2.74	27428.998	1865.916	183.750	99.5	-0.5	NO	1.000	NO	bb
9	9	180925M1_10	Standard	250.000	2.74	60086.930	1626.971	461.647	250.4	0.2	NO	1.000	NO	bb
10	10	180925M1_11	Standard	500.000	2.74	109303.039	1487.955	918.232	499.8	-0.0	NO	1.000	NO	bb

Compound name: 4:2 FTS
Coefficient of Determination: R^2 = 0.999022
Calibration curve: -0.00210845 * x^2 + 1.26787 * x + 0.0334478
Response type: Internal Std (Ref 39), Area * (IS Conc. / IS Area)
Curve type: 2nd Order, Origin: Exclude, Weighting: 1/x, Axis trans: None

	#	Name	Type	Std. Conc	RT	Area	IS Area	Response	Conc.	%Dev	Conc. Flag	CoD	CoD Flag	x=excluded
1	1	180925M1_2	Standard	0.250	3.18	60.550	2600.949	0.291	0.2	-18.7	NO	0.999	NO	bb
2	2	180925M1_3	Standard	0.500	3.18	122.244	2383.233	0.641	0.5	-4.1	NO	0.999	NO	bb
3	3	180925M1_4	Standard	1.000	3.16	323.264	2920.695	1.384	1.1	6.7	NO	0.999	NO	bb
4	4	180925M1_5	Standard	2.000	3.15	669.694	3049.019	2.746	2.1	7.3	NO	0.999	NO	MM
5	5	180925M1_6	Standard	5.000	3.14	1660.030	2984.987	6.952	5.5	10.1	NO	0.999	NO	MM
6	6	180925M1_7	Standard	10.000	3.15	3299.288	3265.271	12.630	10.1	1.1	NO	0.999	NO	bb
7	7	180925M1_8	Standard	50.000	3.14	16373.033	3631.075	56.364	48.3	-3.4	NO	0.999	NO	bb

Dataset: Z:\Projects\PFAS.PRO\Results\180925M1\180925M1-CRV.qld

Last Altered: Wednesday, September 26, 2018 10:07:47 Pacific Daylight Time
Printed: Wednesday, September 26, 2018 10:29:13 Pacific Daylight Time

Compound name: 4:2 FTS

	#	Name	Type	Std. Conc	RT	Area	IS Area	Response	Conc.	%Dev	Conc. Flag	CoD	CoD Flag	x=excluded
8	8	180925M1_9	Standard	100.000	3.15	30969.885	3632.131	106.583	101.0	1.0	NO	0.999	NO	MM
9	9	180925M1_10	Standard	250.000	3.14	65375.973	4700.372	173.859	211.5	-15.4	NO	0.999	NO	bbX
10	10	180925M1_11	Standard	500.000	3.14	119931.102	6478.753	231.393			NO	0.999	NO	MMXI

Compound name: PFHxA
Coefficient of Determination: R^2 = 0.999724
Calibration curve: -9.54512e-005 * x^2 + 0.962148 * x + 0.0245451
Response type: Internal Std (Ref 40), Area * (IS Conc. / IS Area)
Curve type: 2nd Order, Origin: Include, Weighting: 1/x, Axis trans: None

	#	Name	Type	Std. Conc	RT	Area	IS Area	Response	Conc.	%Dev	Conc. Flag	CoD	CoD Flag	x=excluded
1	1	180925M1_2	Standard	0.250	3.27	495.971	8820.765	0.281	0.3	6.7	NO	1.000	NO	MM
2	2	180925M1_3	Standard	0.500	3.27	868.345	9395.471	0.462	0.5	-9.0	NO	1.000	NO	MM
3	3	180925M1_4	Standard	1.000	3.25	2027.809	9677.298	1.048	1.1	6.4	NO	1.000	NO	bb
4	4	180925M1_5	Standard	2.000	3.24	3763.982	9666.945	1.947	2.0	-0.1	NO	1.000	NO	MM
5	5	180925M1_6	Standard	5.000	3.24	9125.321	9441.928	4.832	5.0	-0.0	NO	1.000	NO	bb
6	6	180925M1_7	Standard	10.000	3.24	19227.715	9602.077	10.012	10.4	3.9	NO	1.000	NO	bb
7	7	180925M1_8	Standard	50.000	3.23	95756.789	9743.646	49.138	51.3	2.6	NO	1.000	NO	bb
8	8	180925M1_9	Standard	100.000	3.24	186081.813	9604.347	96.874	101.7	1.7	NO	1.000	NO	bb
9	9	180925M1_10	Standard	250.000	3.23	416055.688	9083.638	229.014	243.9	-2.4	NO	1.000	NO	bb
10	10	180925M1_11	Standard	500.000	3.23	769215.563	8368.732	459.577	502.7	0.5	NO	1.000	NO	bb

Compound name: PFPeS
Coefficient of Determination: R^2 = 0.999712
Calibration curve: -0.000163499 * x^2 + 1.5223 * x + -0.0823742
Response type: Internal Std (Ref 38), Area * (IS Conc. / IS Area)
Curve type: 2nd Order, Origin: Exclude, Weighting: 1/x, Axis trans: None

	#	Name	Type	Std. Conc	RT	Area	IS Area	Response	Conc.	%Dev	Conc. Flag	CoD	CoD Flag	x=excluded
1	1	180925M1_2	Standard	0.250	3.47	51.410	1800.185	0.357	0.3	15.4	NO	1.000	NO	bb
2	2	180925M1_3	Standard	0.500	3.47	89.785	1808.152	0.621	0.5	-7.6	NO	1.000	NO	bb
3	3	180925M1_4	Standard	1.000	3.44	225.735	1978.346	1.426	1.0	-0.9	NO	1.000	NO	bb
4	4	180925M1_5	Standard	2.000	3.44	450.827	1855.407	3.037	2.0	2.5	NO	1.000	NO	bb
5	5	180925M1_6	Standard	5.000	3.43	1040.111	1831.846	7.097	4.7	-5.6	NO	1.000	NO	MM

Dataset: Z:\Projects\PFAS.PRO\Results\180925M1\180925M1-CRV.qld

Last Altered: Wednesday, September 26, 2018 10:07:47 Pacific Daylight Time
Printed: Wednesday, September 26, 2018 10:29:13 Pacific Daylight Time

Compound name: PFPeS

	#	Name	Type	Std. Conc	RT	Area	IS Area	Response	Conc.	%Dev	Conc. Flag	CoD	CoD Flag	x=excluded
6	6	180925M1_7	Standard	10.000	3.43	2267.812	1894.940	14.960	9.9	-1.1	NO	1.000	NO	MM
7	7	180925M1_8	Standard	50.000	3.43	11142.179	1901.282	73.254	48.4	-3.1	NO	1.000	NO	bb
8	8	180925M1_9	Standard	100.000	3.43	22142.609	1865.916	148.336	98.5	-1.5	NO	1.000	NO	bb
9	9	180925M1_10	Standard	250.000	3.43	49338.527	1626.971	379.067	256.1	2.4	NO	1.000	NO	bb
10	10	180925M1_11	Standard	500.000	3.43	85286.953	1487.955	716.478	497.3	-0.5	NO	1.000	NO	bb

Compound name: PFHpA
Correlation coefficient: r = 0.999910, r^2 = 0.999821
Calibration curve: 1.15891 * x + 0.0330484
Response type: Internal Std (Ref 41), Area * (IS Conc. / IS Area)
Curve type: Linear, Origin: Exclude, Weighting: 1/x, Axis trans: None

	#	Name	Type	Std. Conc	RT	Area	IS Area	Response	Conc.	%Dev	Conc. Flag	CoD	CoD Flag	x=excluded
1	1	180925M1_2	Standard	0.250	3.90	330.394	12253.047	0.337	0.3	4.9	NO	1.000	NO	MM
2	2	180925M1_3	Standard	0.500	3.90	583.014	12413.354	0.587	0.5	-4.4	NO	1.000	NO	bb
3	3	180925M1_4	Standard	1.000	3.88	1127.554	13068.171	1.079	0.9	-9.8	NO	1.000	NO	MM
4	4	180925M1_5	Standard	2.000	3.87	2477.255	12817.613	2.416	2.1	2.8	NO	1.000	NO	MM
5	5	180925M1_6	Standard	5.000	3.86	5920.087	12862.163	5.753	4.9	-1.3	NO	1.000	NO	bb
6	6	180925M1_7	Standard	10.000	3.87	12395.951	12907.523	12.005	10.3	3.3	NO	1.000	NO	MM
7	7	180925M1_8	Standard	50.000	3.86	62195.074	12891.759	60.305	52.0	4.0	NO	1.000	NO	bb
8	8	180925M1_9	Standard	100.000	3.86	117753.195	12616.847	116.663	100.6	0.6	NO	1.000	NO	bb
9	9	180925M1_10	Standard	250.000	3.86	266476.813	11417.628	291.738	251.7	0.7	NO	1.000	NO	bb
10	10	180925M1_11	Standard	500.000	3.86	479015.625	10427.980	574.195	495.4	-0.9	NO	1.000	NO	bb

Dataset: Z:\Projects\PFAS.PRO\Results\180925M1\180925M1-CRV.qld

Last Altered: Wednesday, September 26, 2018 10:07:47 Pacific Daylight Time
Printed: Wednesday, September 26, 2018 10:29:13 Pacific Daylight Time

Compound name: L-PFHxS
Coefficient of Determination: R^2 = 0.999779
Calibration curve: 0.000119815 * x^2 + 1.78607 * x + 0.000196509
Response type: Internal Std (Ref 42), Area * (IS Conc. / IS Area)
Curve type: 2nd Order, Origin: Include, Weighting: 1/x, Axis trans: None

	#	Name	Type	Std. Conc	RT	Area	IS Area	Response	Conc.	%Dev	Conc. Flag	CoD	CoD Flag	x=excluded
1	1	180925M1_2	Standard	0.250	4.04	59.837	1501.764	0.498	0.3	11.5	NO	1.000	NO	MM
2	2	180925M1_3	Standard	0.500	4.04	101.492	1488.131	0.853	0.5	-4.6	NO	1.000	NO	MM
3	3	180925M1_4	Standard	1.000	4.02	209.782	1594.772	1.644	0.9	-8.0	NO	1.000	NO	MM
4	4	180925M1_5	Standard	2.000	4.01	455.508	1473.046	3.865	2.2	8.2	NO	1.000	NO	MM
5	5	180925M1_6	Standard	5.000	4.01	1135.367	1636.891	8.670	4.9	-2.9	NO	1.000	NO	MM
6	6	180925M1_7	Standard	10.000	4.01	2209.115	1639.717	16.841	9.4	-5.8	NO	1.000	NO	MM
7	7	180925M1_8	Standard	50.000	4.01	11562.475	1559.618	92.671	51.7	3.4	NO	1.000	NO	MM
8	8	180925M1_9	Standard	100.000	4.01	22124.494	1578.761	175.173	97.4	-2.6	NO	1.000	NO	MM
9	9	180925M1_10	Standard	250.000	4.01	50751.367	1384.773	458.120	252.2	0.9	NO	1.000	NO	MM
10	10	180925M1_11	Standard	500.000	4.01	91761.773	1244.635	921.573	499.3	-0.1	NO	1.000	NO	MM

Compound name: 6:2 FTS
Coefficient of Determination: R^2 = 0.997399
Calibration curve: -0.00344782 * x^2 + 1.43792 * x + 0.0379507
Response type: Internal Std (Ref 43), Area * (IS Conc. / IS Area)
Curve type: 2nd Order, Origin: Include, Weighting: 1/x, Axis trans: None

	#	Name	Type	Std. Conc	RT	Area	IS Area	Response	Conc.	%Dev	Conc. Flag	CoD	CoD Flag	x=excluded
1	1	180925M1_2	Standard	0.250	4.36	70.433	2700.192	0.326	0.2	-19.8	NO	0.997	NO	bb
2	2	180925M1_3	Standard	0.500	4.36	190.222	2768.715	0.859	0.6	14.3	NO	0.997	NO	bd
3	3	180925M1_4	Standard	1.000	4.35	408.724	3295.870	1.550	1.1	5.4	NO	0.997	NO	bb
4	4	180925M1_5	Standard	2.000	4.34	721.910	3217.464	2.805	1.9	-3.3	NO	0.997	NO	MM
5	5	180925M1_6	Standard	5.000	4.34	2018.806	3250.074	7.764	5.4	8.9	NO	0.997	NO	MM
6	6	180925M1_7	Standard	10.000	4.34	4073.368	3308.760	15.389	11.0	9.6	NO	0.997	NO	MM
7	7	180925M1_8	Standard	50.000	4.34	19322.533	4043.615	59.732	46.8	-6.5	NO	0.997	NO	bb
8	8	180925M1_9	Standard	100.000	4.34	36936.230	4160.203	110.981	102.2	2.2	NO	0.997	NO	bb
9	9	180925M1_10	Standard	250.000	4.34	80939.992	5508.836	183.659			NO	0.997	YES	bbXI
10	10	180925M1_11	Standard	500.000	4.33	144547.203	7361.761	245.436			NO	0.997	YES	bbXI

Dataset: Z:\Projects\PFAS.PRO\Results\180925M1\180925M1-CRV.qld

Last Altered: Wednesday, September 26, 2018 10:07:47 Pacific Daylight Time
Printed: Wednesday, September 26, 2018 10:29:13 Pacific Daylight Time

Compound name: L-PFOA
Coefficient of Determination: R^2 = 0.999882
Calibration curve: -0.000220449 * x^2 + 1.7024 * x + 0.0767136
Response type: Internal Std (Ref 44), Area * (IS Conc. / IS Area)
Curve type: 2nd Order, Origin: Exclude, Weighting: 1/x, Axis trans: None

	#	Name	Type	Std. Conc	RT	Area	IS Area	Response	Conc.	%Dev	Conc. Flag	CoD	CoD Flag	x=excluded
1	1	180925M1_2	Standard	0.250	4.41	679.345	18331.305	0.463	0.2	-9.2	NO	1.000	NO	MM
2	2	180925M1_3	Standard	0.500	4.42	1578.565	18917.395	1.043	0.6	13.5	NO	1.000	NO	bb
3	3	180925M1_4	Standard	1.000	4.40	2796.355	19909.936	1.756	1.0	-1.4	NO	1.000	NO	bb
4	4	180925M1_5	Standard	2.000	4.39	5112.620	19467.846	3.283	1.9	-5.8	NO	1.000	NO	bb
5	5	180925M1_6	Standard	5.000	4.39	12984.661	19563.840	8.296	4.8	-3.4	NO	1.000	NO	bb
6	6	180925M1_7	Standard	10.000	4.39	27178.047	18476.412	18.387	10.8	7.7	NO	1.000	NO	MM
7	7	180925M1_8	Standard	50.000	4.39	133692.781	20018.270	83.482	49.3	-1.4	NO	1.000	NO	bb
8	8	180925M1_9	Standard	100.000	4.39	253851.625	18957.873	167.379	99.6	-0.4	NO	1.000	NO	bb
9	9	180925M1_10	Standard	250.000	4.39	572067.813	17295.250	413.457	251.0	0.4	NO	1.000	NO	bb
10	10	180925M1_11	Standard	500.000	4.39	1043553.438	16395.223	795.623	499.6	-0.1	NO	1.000	NO	bb

Compound name: PFHpS
Coefficient of Determination: R^2 = 0.999917
Calibration curve: -2.94866e-005 * x^2 + 0.854814 * x + -0.0675202
Response type: Internal Std (Ref 47), Area * (IS Conc. / IS Area)
Curve type: 2nd Order, Origin: Exclude, Weighting: 1/x, Axis trans: None

	#	Name	Type	Std. Conc	RT	Area	IS Area	Response	Conc.	%Dev	Conc. Flag	CoD	CoD Flag	x=excluded
1	1	180925M1_2	Standard	0.250	4.52	52.440	3615.823	0.181	0.3	16.4	NO	1.000	NO	MM
2	2	180925M1_3	Standard	0.500	4.52	81.186	3886.922	0.261	0.4	-23.1	NO	1.000	NO	bd
3	3	180925M1_4	Standard	1.000	4.51	250.707	3795.640	0.826	1.0	4.5	NO	1.000	NO	MM
4	4	180925M1_5	Standard	2.000	4.50	530.005	3978.784	1.665	2.0	1.4	NO	1.000	NO	bb
5	5	180925M1_6	Standard	5.000	4.50	1173.630	3615.961	4.057	4.8	-3.5	NO	1.000	NO	MM
6	6	180925M1_7	Standard	10.000	4.50	2765.950	3880.836	8.909	10.5	5.0	NO	1.000	NO	bb
7	7	180925M1_8	Standard	50.000	4.49	13537.339	3984.790	42.466	49.8	-0.3	NO	1.000	NO	bb
8	8	180925M1_9	Standard	100.000	4.49	26694.164	3945.059	84.581	99.4	-0.6	NO	1.000	NO	bb
9	9	180925M1_10	Standard	250.000	4.49	59649.184	3511.285	212.348	250.7	0.3	NO	1.000	NO	bb
10	10	180925M1_11	Standard	500.000	4.49	107872.016	3211.977	419.804	499.8	-0.0	NO	1.000	NO	bb

Dataset: Z:\Projects\PFAS.PRO\Results\180925M1\180925M1-CRV.qld

Last Altered: Wednesday, September 26, 2018 10:07:47 Pacific Daylight Time
Printed: Wednesday, September 26, 2018 10:29:13 Pacific Daylight Time

Compound name: PFNA
Coefficient of Determination: R^2 = 0.999750
Calibration curve: -4.00617e-005 * x^2 + 1.03532 * x + 0.00482526
Response type: Internal Std (Ref 45), Area * (IS Conc. / IS Area)
Curve type: 2nd Order, Origin: Exclude, Weighting: 1/x, Axis trans: None

	#	Name	Type	Std. Conc	RT	Area	IS Area	Response	Conc.	%Dev	Conc. Flag	CoD	CoD Flag	x=excluded
1	1	180925M1_2	Standard	0.250	4.85	514.211	22545.424	0.285	0.3	8.3	NO	1.000	NO	bb
2	2	180925M1_3	Standard	0.500	4.85	832.790	22823.764	0.456	0.4	-12.8	NO	1.000	NO	MM
3	3	180925M1_4	Standard	1.000	4.83	2089.487	24645.912	1.060	1.0	1.9	NO	1.000	NO	bb
4	4	180925M1_5	Standard	2.000	4.83	4050.715	24905.529	2.033	2.0	-2.0	NO	1.000	NO	MM
5	5	180925M1_6	Standard	5.000	4.83	10171.449	23974.223	5.303	5.1	2.4	NO	1.000	NO	bb
6	6	180925M1_7	Standard	10.000	4.83	20310.600	24604.891	10.318	10.0	-0.3	NO	1.000	NO	bb
7	7	180925M1_8	Standard	50.000	4.82	100125.523	23690.184	52.831	51.1	2.2	NO	1.000	NO	bb
8	8	180925M1_9	Standard	100.000	4.82	192007.703	22771.334	105.400	102.2	2.2	NO	1.000	NO	bb
9	9	180925M1_10	Standard	250.000	4.82	433890.500	21644.061	250.583	244.3	-2.3	NO	1.000	NO	bb
10	10	180925M1_11	Standard	500.000	4.82	783877.688	19214.379	509.955	502.3	0.5	NO	1.000	NO	bb

Compound name: PFOSA
Coefficient of Determination: R^2 = 0.999620
Calibration curve: 3.04905e-005 * x^2 + 1.02536 * x + 0.03053
Response type: Internal Std (Ref 46), Area * (IS Conc. / IS Area)
Curve type: 2nd Order, Origin: Exclude, Weighting: 1/x, Axis trans: None

	#	Name	Type	Std. Conc	RT	Area	IS Area	Response	Conc.	%Dev	Conc. Flag	CoD	CoD Flag	x=excluded
1	1	180925M1_2	Standard	0.250	4.91	120.312	4939.453	0.304	0.3	6.9	NO	1.000	NO	bb
2	2	180925M1_3	Standard	0.500	4.91	223.966	5231.785	0.535	0.5	-1.6	NO	1.000	NO	bb
3	3	180925M1_4	Standard	1.000	4.89	461.398	6069.479	0.950	0.9	-10.3	NO	1.000	NO	bb
4	4	180925M1_5	Standard	2.000	4.88	1021.806	6195.678	2.062	2.0	-1.0	NO	1.000	NO	MM
5	5	180925M1_6	Standard	5.000	4.88	2537.635	6124.612	5.179	5.0	0.4	NO	1.000	NO	bb
6	6	180925M1_7	Standard	10.000	4.88	5108.902	6052.208	10.552	10.3	2.6	NO	1.000	NO	bb
7	7	180925M1_8	Standard	50.000	4.88	25694.086	6108.207	52.581	51.2	2.3	NO	1.000	NO	bb
8	8	180925M1_9	Standard	100.000	4.88	48304.898	5703.011	105.876	102.9	2.9	NO	1.000	NO	bb
9	9	180925M1_10	Standard	250.000	4.88	108212.836	5389.703	250.971	243.0	-2.8	NO	1.000	NO	bb
10	10	180925M1_11	Standard	500.000	4.88	197265.547	4712.402	523.262	502.8	0.6	NO	1.000	NO	bb

Dataset: Z:\Projects\PFAS.PRO\Results\180925M1\180925M1-CRV.qld

Last Altered: Wednesday, September 26, 2018 10:07:47 Pacific Daylight Time
Printed: Wednesday, September 26, 2018 10:29:13 Pacific Daylight Time

Compound name: L-PFOS
Coefficient of Determination: R^2 = 0.999906
Calibration curve: 6.92575e-005 * x^2 + 0.994626 * x + -0.036505
Response type: Internal Std (Ref 47), Area * (IS Conc. / IS Area)
Curve type: 2nd Order, Origin: Include, Weighting: 1/x, Axis trans: None

	#	Name	Type	Std. Conc	RT	Area	IS Area	Response	Conc.	%Dev	Conc. Flag	CoD	CoD Flag	x=excluded
1	1	180925M1_2	Standard	0.250	4.93	52.384	3615.823	0.181	0.2	-12.5	NO	1.000	NO	MM
2	2	180925M1_3	Standard	0.500	4.92	158.229	3886.922	0.509	0.5	9.7	NO	1.000	NO	MM
3	3	180925M1_4	Standard	1.000	4.92	301.333	3795.640	0.992	1.0	3.4	NO	1.000	NO	MM
4	4	180925M1_5	Standard	2.000	4.91	512.777	3978.784	1.611	1.7	-17.2	NO	1.000	NO	MM
5	5	180925M1_6	Standard	5.000	4.91	1451.853	3615.961	5.019	5.1	1.6	NO	1.000	NO	MM
6	6	180925M1_7	Standard	10.000	4.91	3097.098	3880.836	9.976	10.1	0.6	NO	1.000	NO	MM
7	7	180925M1_8	Standard	50.000	4.90	15883.589	3984.790	49.826	50.0	-0.1	NO	1.000	NO	MM
8	8	180925M1_9	Standard	100.000	4.91	31382.824	3945.059	99.437	99.3	-0.7	NO	1.000	NO	MM
9	9	180925M1_10	Standard	250.000	4.90	71467.188	3511.285	254.420	251.4	0.6	NO	1.000	NO	MM
10	10	180925M1_11	Standard	500.000	4.90	132075.313	3211.977	513.995	499.4	-0.1	NO	1.000	NO	MM

Compound name: PFDA
Coefficient of Determination: R^2 = 0.999839
Calibration curve: -0.000354116 * x^2 + 1.2565 * x + -0.0211368
Response type: Internal Std (Ref 48), Area * (IS Conc. / IS Area)
Curve type: 2nd Order, Origin: Exclude, Weighting: 1/x, Axis trans: None

	#	Name	Type	Std. Conc	RT	Area	IS Area	Response	Conc.	%Dev	Conc. Flag	CoD	CoD Flag	x=excluded
1	1	180925M1_2	Standard	0.250	5.22	525.057	21093.064	0.311	0.3	5.8	NO	1.000	NO	bb
2	2	180925M1_3	Standard	0.500	5.22	1083.204	21703.682	0.624	0.5	2.7	NO	1.000	NO	MM
3	3	180925M1_4	Standard	1.000	5.21	2127.580	21886.271	1.215	1.0	-1.6	NO	1.000	NO	bb
4	4	180925M1_5	Standard	2.000	5.20	4321.256	21720.432	2.487	2.0	-0.1	NO	1.000	NO	bb
5	5	180925M1_6	Standard	5.000	5.20	10261.508	21345.232	6.009	4.8	-3.9	NO	1.000	NO	bb
6	6	180925M1_7	Standard	10.000	5.20	21488.213	21622.488	12.422	9.9	-0.7	NO	1.000	NO	bb
7	7	180925M1_8	Standard	50.000	5.20	104783.180	21823.053	60.019	48.4	-3.1	NO	1.000	NO	bb
8	8	180925M1_9	Standard	100.000	5.20	206164.250	21181.777	121.664	99.6	-0.4	NO	1.000	NO	bb
9	9	180925M1_10	Standard	250.000	5.20	453801.281	19118.910	296.697	254.4	1.8	NO	1.000	NO	bb
10	10	180925M1_11	Standard	500.000	5.19	799150.563	18580.896	537.616	497.7	-0.5	NO	1.000	NO	bb

Dataset: Z:\Projects\PFAS.PRO\Results\180925M1\180925M1-CRV.qld

Last Altered: Wednesday, September 26, 2018 10:07:47 Pacific Daylight Time
Printed: Wednesday, September 26, 2018 10:29:13 Pacific Daylight Time

Compound name: 8:2 FTS
Coefficient of Determination: R^2 = 0.999584
Calibration curve: -0.00402535 * x^2 + 1.5634 * x + 0.125174
Response type: Internal Std (Ref 49), Area * (IS Conc. / IS Area)
Curve type: 2nd Order, Origin: Exclude, Weighting: 1/x, Axis trans: None

	#	Name	Type	Std. Conc	RT	Area	IS Area	Response	Conc.	%Dev	Conc. Flag	CoD	CoD Flag	x=excluded
1	1	180925M1_2	Standard	0.250	5.20	100.514	2169.667	0.579	0.3	16.2	NO	1.000	NO	bb
2	2	180925M1_3	Standard	0.500	5.20	147.164	2250.000	0.818	0.4	-11.3	NO	1.000	NO	bb
3	3	180925M1_4	Standard	1.000	5.18	371.549	2717.333	1.709	1.0	1.6	NO	1.000	NO	bb
4	4	180925M1_5	Standard	2.000	5.17	633.623	2594.151	3.053	1.9	-5.9	NO	1.000	NO	bb
5	5	180925M1_6	Standard	5.000	5.18	1559.658	2597.358	7.506	4.8	-4.4	NO	1.000	NO	bb
6	6	180925M1_7	Standard	10.000	5.18	3402.727	2668.359	15.940	10.4	3.9	NO	1.000	NO	MM
7	7	180925M1_8	Standard	50.000	5.17	16810.492	3082.121	68.177	50.0	-0.1	NO	1.000	NO	bb
8	8	180925M1_9	Standard	100.000	5.17	30306.031	3260.103	116.200	100.0	-0.0	NO	1.000	NO	bb
9	9	180925M1_10	Standard	250.000	5.17	65623.547	4319.706	189.896			NO	1.000	YES	bbXI
10	10	180925M1_11	Standard	500.000	5.17	111035.984	5927.780	234.143			NO	1.000	YES	bbXI

Compound name: PFNS
Coefficient of Determination: R^2 = 0.999888
Calibration curve: -5.99042e-005 * x^2 + 0.744036 * x + -0.0344202
Response type: Internal Std (Ref 47), Area * (IS Conc. / IS Area)
Curve type: 2nd Order, Origin: Exclude, Weighting: 1/x, Axis trans: None

	#	Name	Type	Std. Conc	RT	Area	IS Area	Response	Conc.	%Dev	Conc. Flag	CoD	CoD Flag	x=excluded
1	1	180925M1_2	Standard	0.250	5.29	43.522	3615.823	0.150	0.2	-0.6	NO	1.000	NO	bb
2	2	180925M1_3	Standard	0.500	5.28	89.717	3886.922	0.289	0.4	-13.2	NO	1.000	NO	bd
3	3	180925M1_4	Standard	1.000	5.26	218.249	3795.640	0.719	1.0	1.2	NO	1.000	NO	bb
4	4	180925M1_5	Standard	2.000	5.26	458.697	3978.784	1.441	2.0	-0.8	NO	1.000	NO	bb
5	5	180925M1_6	Standard	5.000	5.26	1145.017	3615.961	3.958	5.4	7.4	NO	1.000	NO	MM
6	6	180925M1_7	Standard	10.000	5.26	2442.660	3880.836	7.868	10.6	6.3	NO	1.000	NO	bb
7	7	180925M1_8	Standard	50.000	5.26	11916.482	3984.790	37.381	50.5	1.0	NO	1.000	NO	bb
8	8	180925M1_9	Standard	100.000	5.26	23077.996	3945.059	73.123	99.1	-0.9	NO	1.000	NO	bb
9	9	180925M1_10	Standard	250.000	5.26	50916.063	3511.285	181.259	248.6	-0.5	NO	1.000	NO	bb
10	10	180925M1_11	Standard	500.000	5.26	91881.648	3211.977	357.574	500.8	0.2	NO	1.000	NO	bb

Dataset: Z:\Projects\PFAS.PRO\Results\180925M1\180925M1-CRV.qld

Last Altered: Wednesday, September 26, 2018 10:07:47 Pacific Daylight Time
Printed: Wednesday, September 26, 2018 10:29:13 Pacific Daylight Time

Compound name: L-MeFOSAA
Coefficient of Determination: R^2 = 0.999393
Calibration curve: -0.000227345 * x^2 + 1.45748 * x + -0.0145695
Response type: Internal Std (Ref 50), Area * (IS Conc. / IS Area)
Curve type: 2nd Order, Origin: Include, Weighting: 1/x, Axis trans: None

	#	Name	Type	Std. Conc	RT	Area	IS Area	Response	Conc.	%Dev	Conc. Flag	CoD	CoD Flag	x=excluded
1	1	180925M1_2	Standard	0.250	5.38	173.823	6260.570	0.347	0.2	-0.7	NO	0.999	NO	MM
2	2	180925M1_3	Standard	0.500	5.37	355.451	6268.512	0.709	0.5	-0.7	NO	0.999	NO	MM
3	3	180925M1_4	Standard	1.000	5.35	772.266	6804.871	1.419	1.0	-1.7	NO	0.999	NO	MM
4	4	180925M1_5	Standard	2.000	5.35	1570.222	7140.165	2.749	1.9	-5.2	NO	0.999	NO	MM
5	5	180925M1_6	Standard	5.000	5.35	3840.583	6810.031	7.049	4.9	-3.0	NO	0.999	NO	MM
6	6	180925M1_7	Standard	10.000	5.35	8072.262	6666.405	15.136	10.4	4.1	NO	0.999	NO	MM
7	7	180925M1_8	Standard	50.000	5.35	40661.707	6898.736	73.676	51.0	1.9	NO	0.999	NO	MM
8	8	180925M1_9	Standard	100.000	5.35	79302.414	6644.516	149.188	104.1	4.1	NO	0.999	NO	MM
9	9	180925M1_10	Standard	250.000	5.35	175194.016	6476.962	338.110	241.1	-3.6	NO	0.999	NO	MM
10	10	180925M1_11	Standard	500.000	5.35	322398.563	5956.110	676.613	503.8	0.8	NO	0.999	NO	MM

Compound name: L-EtFOSAA
Coefficient of Determination: R^2 = 0.999821
Calibration curve: -0.000106435 * x^2 + 1.06425 * x + -0.028379
Response type: Internal Std (Ref 52), Area * (IS Conc. / IS Area)
Curve type: 2nd Order, Origin: Exclude, Weighting: 1/x, Axis trans: None

	#	Name	Type	Std. Conc	RT	Area	IS Area	Response	Conc.	%Dev	Conc. Flag	CoD	CoD Flag	x=excluded
1	1	180925M1_2	Standard	0.250	5.52	117.367	7567.659	0.194	0.2	-16.5	NO	1.000	NO	MM
2	2	180925M1_3	Standard	0.500	5.52	303.288	7235.407	0.524	0.5	3.8	NO	1.000	NO	MM
3	3	180925M1_4	Standard	1.000	5.51	719.363	7532.173	1.194	1.1	14.9	NO	1.000	NO	MM
4	4	180925M1_5	Standard	2.000	5.51	1325.749	8125.592	2.039	1.9	-2.8	NO	1.000	NO	MM
5	5	180925M1_6	Standard	5.000	5.51	3418.410	7875.962	5.425	5.1	2.5	NO	1.000	NO	MM
6	6	180925M1_7	Standard	10.000	5.50	6806.857	7938.996	10.717	10.1	1.1	NO	1.000	NO	MM
7	7	180925M1_8	Standard	50.000	5.50	33203.445	8134.131	51.025	48.2	-3.6	NO	1.000	NO	MM
8	8	180925M1_9	Standard	100.000	5.50	62729.480	7480.500	104.822	99.5	-0.5	NO	1.000	NO	MM
9	9	180925M1_10	Standard	250.000	5.50	139498.859	6631.065	262.965	253.5	1.4	NO	1.000	NO	MM
10	10	180925M1_11	Standard	500.000	5.50	243774.297	6046.215	503.981	498.4	-0.3	NO	1.000	NO	MM

Dataset: Z:\Projects\PFAS.PRO\Results\180925M1\180925M1-CRV.qld

Last Altered: Wednesday, September 26, 2018 10:07:47 Pacific Daylight Time
Printed: Wednesday, September 26, 2018 10:29:32 Pacific Daylight Time

Compound name: PFDS

	#	Name	Type	Std. Conc	RT	Area	IS Area	Response	Conc.	%Dev	Conc. Flag	CoD	CoD Flag	x=excluded
10	10	180925M1_11	Standard	500.000	5.56	129358.172	3211.977	503.421	501.1	0.2	NO	1.000	NO	bb

Compound name: PFDoA
Coefficient of Determination: R^2 = 0.999641
Calibration curve: -0.000243511 * x^2 + 1.25832 * x + 0.149787
Response type: Internal Std (Ref 53), Area * (IS Conc. / IS Area)
Curve type: 2nd Order, Origin: Exclude, Weighting: 1/x, Axis trans: None

	#	Name	Type	Std. Conc	RT	Area	IS Area	Response	Conc.	%Dev	Conc. Flag	CoD	CoD Flag	x=excluded
1	1	180925M1_2	Standard	0.250	5.83	722.457	24346.439	0.371	0.2	-29.7	NO	1.000	NO	MM
2	2	180925M1_3	Standard	0.500	5.82	1322.432	25609.914	0.645	0.4	-21.2	NO	1.000	NO	bd
3	3	180925M1_4	Standard	1.000	5.81	3618.694	26817.289	1.687	1.2	22.2	NO	1.000	NO	MM
4	4	180925M1_5	Standard	2.000	5.80	6501.333	25940.236	3.133	2.4	18.6	NO	1.000	NO	bb
5	5	180925M1_6	Standard	5.000	5.80	14276.706	26083.939	6.842	5.3	6.5	NO	1.000	NO	bb
6	6	180925M1_7	Standard	10.000	5.80	28069.996	26582.010	13.200	10.4	3.9	NO	1.000	NO	bb
7	7	180925M1_8	Standard	50.000	5.80	135848.016	26584.186	63.876	51.2	2.3	NO	1.000	NO	bb
8	8	180925M1_9	Standard	100.000	5.80	250933.188	26020.029	120.548	97.5	-2.5	NO	1.000	NO	bb
9	9	180925M1_10	Standard	250.000	5.80	562610.750	23524.166	298.954	249.5	-0.2	NO	1.000	NO	bb
10	10	180925M1_11	Standard	500.000	5.80	997579.875	21909.256	569.154	500.7	0.1	NO	1.000	NO	bb

Compound name: N-MeFOSA
Coefficient of Determination: R^2 = 0.999828
Calibration curve: -6.94019e-005 * x^2 + 0.928888 * x + 0.13323
Response type: Internal Std (Ref 54), Area * (IS Conc. / IS Area)
Curve type: 2nd Order, Origin: Include, Weighting: 1/x, Axis trans: None

	#	Name	Type	Std. Conc	RT	Area	IS Area	Response	Conc.	%Dev	Conc. Flag	CoD	CoD Flag	x=excluded
1	1	180925M1_2	Standard	1.250	5.84	123.145	14595.650	1.266	1.2	-2.5	NO	1.000	NO	bb
2	2	180925M1_3	Standard	2.500	5.84	239.881	14571.269	2.469	2.5	0.6	NO	1.000	NO	MM
3	3	180925M1_4	Standard	5.000	5.82	550.725	17594.391	4.695	4.9	-1.7	NO	1.000	NO	MM
4	4	180925M1_5	Standard	10.000	5.81	1171.062	17527.191	10.022	10.7	6.5	NO	1.000	NO	bd
5	5	180925M1_6	Standard	25.000	5.81	2796.460	17860.063	23.486	25.2	0.8	NO	1.000	NO	bb
6	6	180925M1_7	Standard	50.000	5.81	5878.969	17739.947	49.710	53.6	7.2	NO	1.000	NO	bb
7	7	180925M1_8	Standard	250.000	5.81	28102.939	18166.750	232.042	254.5	1.8	NO	1.000	NO	bb

Dataset: Z:\Projects\PFAS.PRO\Results\180925M1\180925M1-CRV.qld

Last Altered: Wednesday, September 26, 2018 10:07:47 Pacific Daylight Time
Printed: Wednesday, September 26, 2018 10:29:32 Pacific Daylight Time

Compound name: N-MeFOSA

	#	Name	Type	Std. Conc	RT	Area	IS Area	Response	Conc.	%Dev	Conc. Flag	CoD	CoD Flag	x=excluded
8	8	180925M1_9	Standard	500.000	5.81	53280.766	17900.135	446.483	499.1	-0.2	NO	1.000	NO	bb
9	9	180925M1_10	Standard	1250.000	5.81	116566.086	16830.129	1038.905	1231.6	-1.5	NO	1.000	NO	bb
10	10	180925M1_11	Standard	2500.000	5.81	202928.234	16061.091	1895.216	2511.4	0.5	NO	1.000	NO	bb

Compound name: PFTrDA
Coefficient of Determination: R^2 = 0.999962
Calibration curve: -0.000176753 * x^2 + 1.30324 * x + 0.0376366
Response type: Internal Std (Ref 53), Area * (IS Conc. / IS Area)
Curve type: 2nd Order, Origin: Exclude, Weighting: 1/x, Axis trans: None

	#	Name	Type	Std. Conc	RT	Area	IS Area	Response	Conc.	%Dev	Conc. Flag	CoD	CoD Flag	x=excluded
1	1	180925M1_2	Standard	0.250	6.06	681.874	24346.439	0.350	0.2	-4.1	NO	1.000	NO	MM
2	2	180925M1_3	Standard	0.500	6.06	1412.129	25609.914	0.689	0.5	0.0	NO	1.000	NO	bb
3	3	180925M1_4	Standard	1.000	6.06	2878.387	26817.289	1.342	1.0	0.1	NO	1.000	NO	bb
4	4	180925M1_5	Standard	2.000	6.05	5714.994	25940.236	2.754	2.1	4.2	NO	1.000	NO	bb
5	5	180925M1_6	Standard	5.000	6.05	13751.338	26083.939	6.590	5.0	0.6	NO	1.000	NO	bb
6	6	180925M1_7	Standard	10.000	6.05	27176.066	26582.010	12.779	9.8	-2.1	NO	1.000	NO	bb
7	7	180925M1_8	Standard	50.000	6.05	140338.000	26584.186	65.988	51.0	1.9	NO	1.000	NO	bb
8	8	180925M1_9	Standard	100.000	6.05	266716.281	26020.029	128.130	99.6	-0.4	NO	1.000	NO	bb
9	9	180925M1_10	Standard	250.000	6.05	590150.563	23524.166	313.587	249.0	-0.4	NO	1.000	NO	bb
10	10	180925M1_11	Standard	500.000	6.04	1065752.375	21909.256	608.049	500.5	0.1	NO	1.000	NO	bb

Compound name: PFTeDA
Coefficient of Determination: R^2 = 0.999774
Calibration curve: -0.000601205 * x^2 + 1.77243 * x + 0.159782
Response type: Internal Std (Ref 55), Area * (IS Conc. / IS Area)
Curve type: 2nd Order, Origin: Exclude, Weighting: 1/x, Axis trans: None

	#	Name	Type	Std. Conc	RT	Area	IS Area	Response	Conc.	%Dev	Conc. Flag	CoD	CoD Flag	x=excluded
1	1	180925M1_2	Standard	0.250	6.27	673.775	14197.536	0.593	0.2	-2.2	NO	1.000	NO	bb
2	2	180925M1_3	Standard	0.500	6.27	1289.027	15556.188	1.036	0.5	-1.1	NO	1.000	NO	bb
3	3	180925M1_4	Standard	1.000	6.27	2674.363	17614.535	1.898	1.0	-1.9	NO	1.000	NO	bb
4	4	180925M1_5	Standard	2.000	6.26	5159.348	17095.582	3.772	2.0	2.0	NO	1.000	NO	bb
5	5	180925M1_6	Standard	5.000	6.26	12145.529	17601.492	8.625	4.8	-4.3	NO	1.000	NO	bb

Dataset: Z:\Projects\PFAS.PRO\Results\180925M1\180925M1-CRV.qld

Last Altered: Wednesday, September 26, 2018 10:07:47 Pacific Daylight Time
Printed: Wednesday, September 26, 2018 10:29:32 Pacific Daylight Time

Compound name: PFTeDA

	#	Name	Type	Std. Conc	RT	Area	IS Area	Response	Conc.	%Dev	Conc. Flag	CoD	CoD Flag	x=excluded
6	6	180925M1_7	Standard	10.000	6.26	25337.949	16891.232	18.751	10.5	5.3	NO	1.000	NO	bb
7	7	180925M1_8	Standard	50.000	6.26	126855.594	17524.770	90.483	51.9	3.7	NO	1.000	NO	bb
8	8	180925M1_9	Standard	100.000	6.26	249748.156	18256.369	171.001	99.8	-0.2	NO	1.000	NO	bb
9	9	180925M1_10	Standard	250.000	6.26	560853.688	17550.725	399.452	245.8	-1.7	NO	1.000	NO	bb
10	10	180925M1_11	Standard	500.000	6.25	1016163.188	17189.668	738.935	502.4	0.5	NO	1.000	NO	bb

Compound name: N-EtFOSA
Coefficient of Determination: R^2 = 0.999905
Calibration curve: -3.90408e-005 * x^2 + 0.878828 * x + 0.044453
Response type: Internal Std (Ref 56), Area * (IS Conc. / IS Area)
Curve type: 2nd Order, Origin: Exclude, Weighting: 1/x, Axis trans: None

	#	Name	Type	Std. Conc	RT	Area	IS Area	Response	Conc.	%Dev	Conc. Flag	CoD	CoD Flag	x=excluded
1	1	180925M1_2	Standard	1.250	6.21	113.152	16428.164	1.033	1.1	-10.0	NO	1.000	NO	bb
2	2	180925M1_3	Standard	2.500	6.22	272.816	16468.330	2.485	2.8	11.1	NO	1.000	NO	bb
3	3	180925M1_4	Standard	5.000	6.20	593.836	19535.498	4.560	5.1	2.8	NO	1.000	NO	MM
4	4	180925M1_5	Standard	10.000	6.20	1224.278	19787.176	9.281	10.5	5.1	NO	1.000	NO	bb
5	5	180925M1_6	Standard	25.000	6.20	2752.697	20374.098	20.266	23.0	-7.9	NO	1.000	NO	bb
6	6	180925M1_7	Standard	50.000	6.20	6103.072	20919.082	43.762	49.9	-0.3	NO	1.000	NO	bb
7	7	180925M1_8	Standard	250.000	6.20	29690.879	20885.818	213.237	245.3	-1.9	NO	1.000	NO	bb
8	8	180925M1_9	Standard	500.000	6.20	55902.051	19390.375	432.447	503.3	0.7	NO	1.000	NO	bb
9	9	180925M1_10	Standard	1250.000	6.20	124564.391	17918.383	1042.765	1256.6	0.5	NO	1.000	NO	bb
10	10	180925M1_11	Standard	2500.000	6.20	214393.609	16488.508	1950.391	2496.0	-0.2	NO	1.000	NO	bb

Dataset: Z:\Projects\PFAS.PRO\Results\180925M1\180925M1-CRV.qld

Last Altered: Wednesday, September 26, 2018 10:07:47 Pacific Daylight Time
Printed: Wednesday, September 26, 2018 10:29:32 Pacific Daylight Time

Compound name: PFHxDA
Coefficient of Determination: R^2 = 0.999895
Calibration curve: -0.000169352 * x^2 + 0.572477 * x + 0.0692663
Response type: Internal Std (Ref 57), Area * (IS Conc. / IS Area)
Curve type: 2nd Order, Origin: Exclude, Weighting: 1/x, Axis trans: None

	#	Name	Type	Std. Conc	RT	Area	IS Area	Response	Conc.	%Dev	Conc. Flag	CoD	CoD Flag	x=excluded
1	1	180925M1_2	Standard	0.250	6.58	372.962	9279.982	0.201	0.2	-8.0	NO	1.000	NO	MM
2	2	180925M1_3	Standard	0.500	6.58	653.677	9376.514	0.349	0.5	-2.4	NO	1.000	NO	MM
3	3	180925M1_4	Standard	1.000	6.58	1357.893	10080.205	0.674	1.1	5.6	NO	1.000	NO	MM
4	4	180925M1_5	Standard	2.000	6.57	2470.157	9962.339	1.240	2.0	2.3	NO	1.000	NO	bb
5	5	180925M1_6	Standard	5.000	6.57	5727.037	10002.696	2.863	4.9	-2.3	NO	1.000	NO	MM
6	6	180925M1_7	Standard	10.000	6.57	12363.314	10256.782	6.027	10.4	4.4	NO	1.000	NO	bb
7	7	180925M1_8	Standard	50.000	6.57	60373.715	10668.905	28.294	50.0	0.1	NO	1.000	NO	bb
8	8	180925M1_9	Standard	100.000	6.57	117717.844	10450.785	56.320	101.3	1.3	NO	1.000	NO	bb
9	9	180925M1_10	Standard	250.000	6.57	263823.125	10069.250	131.004	246.7	-1.3	NO	1.000	NO	bb
10	10	180925M1_11	Standard	500.000	6.56	498196.781	10182.932	244.623	501.6	0.3	NO	1.000	NO	bb

Compound name: PFODA
Coefficient of Determination: R^2 = 0.999898
Calibration curve: -0.0002424 * x^2 + 0.776126 * x + 0.0116969
Response type: Internal Std (Ref 57), Area * (IS Conc. / IS Area)
Curve type: 2nd Order, Origin: Include, Weighting: 1/x, Axis trans: None

	#	Name	Type	Std. Conc	RT	Area	IS Area	Response	Conc.	%Dev	Conc. Flag	CoD	CoD Flag	x=excluded
1	1	180925M1_2	Standard	0.250	6.80	397.933	9279.982	0.214	0.3	4.5	NO	1.000	NO	MM
2	2	180925M1_3	Standard	0.500	6.80	736.472	9376.514	0.393	0.5	-1.8	NO	1.000	NO	MM
3	3	180925M1_4	Standard	1.000	6.80	1648.578	10080.205	0.818	1.0	3.9	NO	1.000	NO	bb
4	4	180925M1_5	Standard	2.000	6.79	3133.840	9962.339	1.573	2.0	0.6	NO	1.000	NO	bb
5	5	180925M1_6	Standard	5.000	6.79	7987.964	10002.696	3.993	5.1	2.8	NO	1.000	NO	bb
6	6	180925M1_7	Standard	10.000	6.79	15569.025	10256.782	7.590	9.8	-2.1	NO	1.000	NO	bb
7	7	180925M1_8	Standard	50.000	6.79	79596.266	10668.905	37.303	48.8	-2.4	NO	1.000	NO	bb
8	8	180925M1_9	Standard	100.000	6.79	156534.078	10450.785	74.891	99.6	-0.4	NO	1.000	NO	bb
9	9	180925M1_10	Standard	250.000	6.79	364591.156	10069.250	181.042	253.3	1.3	NO	1.000	NO	bb
10	10	180925M1_11	Standard	500.000	6.79	665058.250	10182.932	326.555	498.3	-0.3	NO	1.000	NO	bb

Dataset: Z:\Projects\PFAS.PRO\Results\180925M1\180925M1-CRV.qld

Last Altered: Wednesday, September 26, 2018 10:07:47 Pacific Daylight Time
Printed: Wednesday, September 26, 2018 10:29:32 Pacific Daylight Time

Compound name: N-MeFOSE
Coefficient of Determination: R^2 = 0.999888
Calibration curve: 2.72956e-006 * x^2 + 0.904227 * x + 0.0877047
Response type: Internal Std (Ref 58), Area * (IS Conc. / IS Area)
Curve type: 2nd Order, Origin: Exclude, Weighting: 1/x, Axis trans: None

	#	Name	Type	Std. Conc	RT	Area	IS Area	Response	Conc.	%Dev	Conc. Flag	CoD	CoD Flag	x=excluded
1	1	180925M1_2	Standard	1.250	6.34	69.069	11069.695	0.936	0.9	-25.0	NO	1.000	NO	MM
2	2	180925M1_3	Standard	2.500	6.34	209.566	11381.281	2.762	3.0	18.3	NO	1.000	NO	MM
3	3	180925M1_4	Standard	5.000	6.34	421.684	13933.662	4.540	4.9	-1.5	NO	1.000	NO	bb
4	4	180925M1_5	Standard	10.000	6.34	857.853	14227.839	9.044	9.9	-1.0	NO	1.000	NO	bb
5	5	180925M1_6	Standard	25.000	6.33	2229.497	14166.613	23.607	26.0	4.0	NO	1.000	NO	bb
6	6	180925M1_7	Standard	50.000	6.34	4699.464	14718.704	47.893	52.9	5.7	NO	1.000	NO	MM
7	7	180925M1_8	Standard	250.000	6.33	22947.439	15082.547	228.218	252.1	0.8	NO	1.000	NO	bb
8	8	180925M1_9	Standard	500.000	6.33	44350.125	14925.830	445.705	492.1	-1.6	NO	1.000	NO	bb
9	9	180925M1_10	Standard	1250.000	6.33	109832.688	14504.246	1135.868	1251.4	0.1	NO	1.000	NO	bb
10	10	180925M1_11	Standard	2500.000	6.34	217196.531	14300.012	2278.283	2500.6	0.0	NO	1.000	NO	bb

Compound name: N-EtFOSE
Coefficient of Determination: R^2 = 0.999984
Calibration curve: -2.25191e-005 * x^2 + 1.07221 * x + 0.0840283
Response type: Internal Std (Ref 59), Area * (IS Conc. / IS Area)
Curve type: 2nd Order, Origin: Exclude, Weighting: 1/x, Axis trans: None

	#	Name	Type	Std. Conc	RT	Area	IS Area	Response	Conc.	%Dev	Conc. Flag	CoD	CoD Flag	x=excluded
1	1	180925M1_2	Standard	1.250	6.50	114.708	11090.633	1.551	1.4	9.5	NO	1.000	NO	MM
2	2	180925M1_3	Standard	2.500	6.50	203.297	11485.377	2.655	2.4	-4.1	NO	1.000	NO	bb
3	3	180925M1_4	Standard	5.000	6.49	492.588	14179.972	5.211	4.8	-4.4	NO	1.000	NO	MM
4	4	180925M1_5	Standard	10.000	6.49	1015.574	14297.758	10.655	9.9	-1.4	NO	1.000	NO	bb
5	5	180925M1_6	Standard	25.000	6.48	2493.739	14110.390	26.510	24.7	-1.4	NO	1.000	NO	bb
6	6	180925M1_7	Standard	50.000	6.49	5281.625	14460.173	54.788	51.1	2.1	NO	1.000	NO	bb
7	7	180925M1_8	Standard	250.000	6.48	27279.568	15406.801	265.593	248.9	-0.4	NO	1.000	NO	bb
8	8	180925M1_9	Standard	500.000	6.49	52453.813	14856.906	529.590	499.1	-0.2	NO	1.000	NO	bb
9	9	180925M1_10	Standard	1250.000	6.49	127341.633	14603.955	1307.950	1252.7	0.2	NO	1.000	NO	bb
10	10	180925M1_11	Standard	2500.000	6.49	249098.875	14717.789	2538.753	2498.8	-0.0	NO	1.000	NO	bb

Dataset: Z:\Projects\PFAS.PRO\Results\180925M1\180925M1-CRV.qld

Last Altered: Wednesday, September 26, 2018 10:07:47 Pacific Daylight Time
Printed: Wednesday, September 26, 2018 10:29:32 Pacific Daylight Time

Compound name: 13C3-PFBA
Response Factor: 0.739396
RRF SD: 0.00685916, Relative SD: 0.927671
Response type: Internal Std (Ref 60), Area * (IS Conc. / IS Area)
Curve type: RF

	#	Name	Type	Std. Conc	RT	Area	IS Area	Response	Conc.	%Dev	Conc. Flag	CoD	CoD Flag	x=excluded
1	1	180925M1_2	Standard	12.500	1.50	10924.087	14722.623	9.275	12.5	0.4	NO		NO	bb
2	2	180925M1_3	Standard	12.500	1.50	11080.083	14882.491	9.306	12.6	0.7	NO		NO	bb
3	3	180925M1_4	Standard	12.500	1.48	11757.066	15890.384	9.249	12.5	0.1	NO		NO	bb
4	4	180925M1_5	Standard	12.500	1.46	11730.012	15808.664	9.275	12.5	0.4	NO		NO	bb
5	5	180925M1_6	Standard	12.500	1.45	11642.954	15554.885	9.356	12.7	1.2	NO		NO	bb
6	6	180925M1_7	Standard	12.500	1.46	11763.618	16259.325	9.044	12.2	-2.1	NO		NO	bb
7	7	180925M1_8	Standard	12.500	1.46	12100.432	16501.814	9.166	12.4	-0.8	NO		NO	bb
8	8	180925M1_9	Standard	12.500	1.45	11972.737	16192.452	9.243	12.5	0.0	NO		NO	bb
9	9	180925M1_10	Standard	12.500	1.46	11565.657	15577.205	9.281	12.6	0.4	NO		NO	bb
10	10	180925M1_11	Standard	12.500	1.45	11173.688	15132.063	9.230	12.5	-0.1	NO		NO	bb

Compound name: 13C3-PFPeA
Response Factor: 0.548924
RRF SD: 0.0122381, Relative SD: 2.22947
Response type: Internal Std (Ref 61), Area * (IS Conc. / IS Area)
Curve type: RF

	#	Name	Type	Std. Conc	RT	Area	IS Area	Response	Conc.	%Dev	Conc. Flag	CoD	CoD Flag	x=excluded
1	1	180925M1_2	Standard	12.500	2.49	12960.684	23452.268	6.908	12.6	0.7	NO		NO	bb
2	2	180925M1_3	Standard	12.500	2.49	12399.469	23354.326	6.637	12.1	-3.3	NO		NO	bb
3	3	180925M1_4	Standard	12.500	2.47	13656.261	24982.643	6.833	12.4	-0.4	NO		NO	bb
4	4	180925M1_5	Standard	12.500	2.46	13051.423	24051.020	6.783	12.4	-1.1	NO		NO	bb
5	5	180925M1_6	Standard	12.500	2.45	13257.374	24243.816	6.835	12.5	-0.4	NO		NO	bb
6	6	180925M1_7	Standard	12.500	2.45	13193.188	24746.693	6.664	12.1	-2.9	NO		NO	bb
7	7	180925M1_8	Standard	12.500	2.45	13464.043	24350.445	6.912	12.6	0.7	NO		NO	bb
8	8	180925M1_9	Standard	12.500	2.45	13108.177	23618.811	6.937	12.6	1.1	NO		NO	bb
9	9	180925M1_10	Standard	12.500	2.45	12170.757	21947.883	6.932	12.6	1.0	NO		NO	bb
10	10	180925M1_11	Standard	12.500	2.45	11333.484	19745.543	7.175	13.1	4.6	NO		NO	bb

Dataset: Z:\Projects\PFAS.PRO\Results\180925M1\180925M1-CRV.qld

Last Altered: Wednesday, September 26, 2018 10:07:47 Pacific Daylight Time
Printed: Wednesday, September 26, 2018 10:29:32 Pacific Daylight Time

Compound name: 13C3-PFBS
Response Factor: 0.522208
RRF SD: 0.0169584, Relative SD: 3.24745
Response type: Internal Std (Ref 62), Area * (IS Conc. / IS Area)
Curve type: RF

	#	Name	Type	Std. Conc	RT	Area	IS Area	Response	Conc.	%Dev	Conc. Flag	CoD	CoD Flag	x=excluded
1	1	180925M1_2	Standard	12.500	2.77	1800.185	3432.881	6.555	12.6	0.4	NO		NO	bb
2	2	180925M1_3	Standard	12.500	2.77	1808.152	3407.506	6.633	12.7	1.6	NO		NO	bb
3	3	180925M1_4	Standard	12.500	2.75	1978.346	3579.278	6.909	13.2	5.8	NO		NO	MM
4	4	180925M1_5	Standard	12.500	2.74	1855.407	3507.257	6.613	12.7	1.3	NO		NO	bb
5	5	180925M1_6	Standard	12.500	2.74	1831.846	3553.386	6.444	12.3	-1.3	NO		NO	bb
6	6	180925M1_7	Standard	12.500	2.74	1894.940	3502.868	6.762	12.9	3.6	NO		NO	MM
7	7	180925M1_8	Standard	12.500	2.74	1901.282	3665.438	6.484	12.4	-0.7	NO		NO	bb
8	8	180925M1_9	Standard	12.500	2.74	1865.916	3661.039	6.371	12.2	-2.4	NO		NO	bb
9	9	180925M1_10	Standard	12.500	2.74	1626.971	3245.812	6.266	12.0	-4.0	NO		NO	bb
10	10	180925M1_11	Standard	12.500	2.74	1487.955	2980.715	6.240	11.9	-4.4	NO		NO	MM

Compound name: 13C2-4:2 FTS
Response Factor: 0.862169
RRF SD: 0.105811, Relative SD: 12.2726
Response type: Internal Std (Ref 62), Area * (IS Conc. / IS Area)
Curve type: RF

	#	Name	Type	Std. Conc	RT	Area	IS Area	Response	Conc.	%Dev	Conc. Flag	CoD	CoD Flag	x=excluded
1	1	180925M1_2	Standard	12.500	3.18	2600.949	3432.881	9.471	11.0	-12.1	NO		NO	bb
2	2	180925M1_3	Standard	12.500	3.18	2383.233	3407.506	8.743	10.1	-18.9	NO		NO	bb
3	3	180925M1_4	Standard	12.500	3.15	2920.695	3579.278	10.200	11.8	-5.4	NO		NO	MM
4	4	180925M1_5	Standard	12.500	3.15	3049.019	3507.257	10.867	12.6	0.8	NO		NO	MM
5	5	180925M1_6	Standard	12.500	3.14	2984.987	3553.386	10.501	12.2	-2.6	NO		NO	bb
6	6	180925M1_7	Standard	12.500	3.14	3265.271	3502.868	11.652	13.5	8.1	NO		NO	bb
7	7	180925M1_8	Standard	12.500	3.14	3631.075	3665.438	12.383	14.4	14.9	NO		NO	MM
8	8	180925M1_9	Standard	12.500	3.14	3632.131	3661.039	12.401	14.4	15.1	NO		NO	MM
9	9	180925M1_10	Standard	12.500	3.14	4700.372	3245.812	18.102	21.0	68.0	NO		NO	bbX
10	10	180925M1_11	Standard	12.500	3.14	6478.753	2980.715	27.169	31.5	152.1	NO		NO	MMX

Vista Analytical Laboratory

Dataset: Z:\Projects\PFAS.PRO\Results\180925M1\180925M1-CRV.qld

Last Altered: Wednesday, September 26, 2018 10:07:47 Pacific Daylight Time
Printed: Wednesday, September 26, 2018 10:29:32 Pacific Daylight Time

Compound name: 13C2-PFHxA
Response Factor: 0.997417
RRF SD: 0.035235, Relative SD: 3.53262
Response type: Internal Std (Ref 61), Area * (IS Conc. / IS Area)
Curve type: RF

	#	Name	Type	Std. Conc	RT	Area	IS Area	Response	Conc.	%Dev	Conc. Flag	CoD	CoD Flag	x=excluded
1	1	180925M1_2	Standard	5.000	3.27	8820.765	23452.268	4.701	4.7	-5.7	NO		NO	bb
2	2	180925M1_3	Standard	5.000	3.27	9395.471	23354.326	5.029	5.0	0.8	NO		NO	bb
3	3	180925M1_4	Standard	5.000	3.25	9677.298	24982.643	4.842	4.9	-2.9	NO		NO	bb
4	4	180925M1_5	Standard	5.000	3.24	9666.945	24051.020	5.024	5.0	0.7	NO		NO	bb
5	5	180925M1_6	Standard	5.000	3.24	9441.928	24243.816	4.868	4.9	-2.4	NO		NO	bb
6	6	180925M1_7	Standard	5.000	3.24	9602.077	24746.693	4.850	4.9	-2.7	NO		NO	bb
7	7	180925M1_8	Standard	5.000	3.23	9743.646	24350.445	5.002	5.0	0.3	NO		NO	bb
8	8	180925M1_9	Standard	5.000	3.24	9604.347	23618.811	5.083	5.1	1.9	NO		NO	bb
9	9	180925M1_10	Standard	5.000	3.23	9083.638	21947.883	5.173	5.2	3.7	NO		NO	MM
10	10	180925M1_11	Standard	5.000	3.23	8368.732	19745.543	5.298	5.3	6.2	NO		NO	bb

Compound name: 13C4-PFHpA
Response Factor: 0.527408
RRF SD: 0.00512563, Relative SD: 0.971853
Response type: Internal Std (Ref 61), Area * (IS Conc. / IS Area)
Curve type: RF

	#	Name	Type	Std. Conc	RT	Area	IS Area	Response	Conc.	%Dev	Conc. Flag	CoD	CoD Flag	x=excluded
1	1	180925M1_2	Standard	12.500	3.90	12253.047	23452.268	6.531	12.4	-0.9	NO		NO	bb
2	2	180925M1_3	Standard	12.500	3.90	12413.354	23354.326	6.644	12.6	0.8	NO		NO	bb
3	3	180925M1_4	Standard	12.500	3.88	13068.171	24982.643	6.539	12.4	-0.8	NO		NO	MM
4	4	180925M1_5	Standard	12.500	3.87	12817.613	24051.020	6.662	12.6	1.0	NO		NO	bb
5	5	180925M1_6	Standard	12.500	3.86	12862.163	24243.816	6.632	12.6	0.6	NO		NO	bb
6	6	180925M1_7	Standard	12.500	3.86	12907.523	24746.693	6.520	12.4	-1.1	NO		NO	bb
7	7	180925M1_8	Standard	12.500	3.86	12891.759	24350.445	6.618	12.5	0.4	NO		NO	bb
8	8	180925M1_9	Standard	12.500	3.86	12616.847	23618.811	6.677	12.7	1.3	NO		NO	bb
9	9	180925M1_10	Standard	12.500	3.86	11417.628	21947.883	6.503	12.3	-1.4	NO		NO	bb
10	10	180925M1_11	Standard	12.500	3.86	10427.980	19745.543	6.601	12.5	0.1	NO		NO	MM

Dataset: Z:\Projects\PFAS.PRO\Results\180925M1\180925M1-CRV.qld

Last Altered: Wednesday, September 26, 2018 10:07:47 Pacific Daylight Time
Printed: Wednesday, September 26, 2018 10:29:32 Pacific Daylight Time

Compound name: 18O2-PFHxS
Response Factor: 0.436943
RRF SD: 0.0168019, Relative SD: 3.84533
Response type: Internal Std (Ref 62), Area * (IS Conc. / IS Area)
Curve type: RF

	#	Name	Type	Std. Conc	RT	Area	IS Area	Response	Conc.	%Dev	Conc. Flag	CoD	CoD Flag	x=excluded
1	1	180925M1_2	Standard	12.500	4.04	1501.764	3432.881	5.468	12.5	0.1	NO		NO	bb
2	2	180925M1_3	Standard	12.500	4.04	1488.131	3407.506	5.459	12.5	-0.1	NO		NO	bd
3	3	180925M1_4	Standard	12.500	4.02	1594.772	3579.278	5.569	12.7	2.0	NO		NO	bb
4	4	180925M1_5	Standard	12.500	4.01	1473.046	3507.257	5.250	12.0	-3.9	NO		NO	bb
5	5	180925M1_6	Standard	12.500	4.01	1636.891	3553.386	5.758	13.2	5.4	NO		NO	bb
6	6	180925M1_7	Standard	12.500	4.01	1639.717	3502.868	5.851	13.4	7.1	NO		NO	bb
7	7	180925M1_8	Standard	12.500	4.01	1559.618	3665.438	5.319	12.2	-2.6	NO		NO	MM
8	8	180925M1_9	Standard	12.500	4.01	1578.761	3661.039	5.390	12.3	-1.3	NO		NO	bb
9	9	180925M1_10	Standard	12.500	4.01	1384.773	3245.812	5.333	12.2	-2.4	NO		NO	MM
10	10	180925M1_11	Standard	12.500	4.01	1244.635	2980.715	5.220	11.9	-4.4	NO		NO	MM

Compound name: 13C2-6:2 FTS
Response Factor: 0.91405
RRF SD: 0.129286, Relative SD: 14.1443
Response type: Internal Std (Ref 65), Area * (IS Conc. / IS Area)
Curve type: RF

	#	Name	Type	Std. Conc	RT	Area	IS Area	Response	Conc.	%Dev	Conc. Flag	CoD	CoD Flag	x=excluded
1	1	180925M1_2	Standard	12.500	4.36	2700.192	3518.944	9.592	10.5	-16.1	NO		NO	MM
2	2	180925M1_3	Standard	12.500	4.36	2768.715	3629.875	9.534	10.4	-16.6	NO		NO	MM
3	3	180925M1_4	Standard	12.500	4.35	3295.870	3703.301	11.125	12.2	-2.6	NO		NO	MM
4	4	180925M1_5	Standard	12.500	4.34	3217.464	3738.686	10.757	11.8	-5.8	NO		NO	bb
5	5	180925M1_6	Standard	12.500	4.34	3250.074	3593.480	11.305	12.4	-1.1	NO		NO	MM
6	6	180925M1_7	Standard	12.500	4.34	3308.760	3562.901	11.608	12.7	1.6	NO		NO	bb
7	7	180925M1_8	Standard	12.500	4.34	4043.615	3645.640	13.865	15.2	21.3	NO		NO	bb
8	8	180925M1_9	Standard	12.500	4.34	4160.203	3818.538	13.618	14.9	19.2	NO		NO	bb
9	9	180925M1_10	Standard	12.500	4.34	5508.836	3323.422	20.720	22.7	81.3	NO		NO	MMX
10	10	180925M1_11	Standard	12.500	4.33	7361.761	3007.443	30.598	33.5	167.8	NO		NO	MMX

Vista Analytical Laboratory

Dataset: Z:\Projects\PFAS.PRO\Results\180925M1\180925M1-CRV.qld

Last Altered: Wednesday, September 26, 2018 10:07:47 Pacific Daylight Time
Printed: Wednesday, September 26, 2018 10:29:32 Pacific Daylight Time

Compound name: 13C2-PFOA
Response Factor: 0.565374
RRF SD: 0.0161079, Relative SD: 2.84906
Response type: Internal Std (Ref 63), Area * (IS Conc. / IS Area)
Curve type: RF

	#	Name	Type	Std. Conc	RT	Area	IS Area	Response	Conc.	%Dev	Conc. Flag	CoD	CoD Flag	x=excluded
1	1	180925M1_2	Standard	12.500	4.42	18331.305	32950.398	6.954	12.3	-1.6	NO		NO	bb
2	2	180925M1_3	Standard	12.500	4.42	18917.395	33580.969	7.042	12.5	-0.4	NO		NO	bb
3	3	180925M1_4	Standard	12.500	4.40	19909.936	35178.238	7.075	12.5	0.1	NO		NO	bb
4	4	180925M1_5	Standard	12.500	4.39	19467.846	33447.805	7.275	12.9	2.9	NO		NO	bb
5	5	180925M1_6	Standard	12.500	4.39	19563.840	34772.707	7.033	12.4	-0.5	NO		NO	bb
6	6	180925M1_7	Standard	12.500	4.39	18476.412	35109.031	6.578	11.6	-6.9	NO		NO	bb
7	7	180925M1_8	Standard	12.500	4.39	20018.270	34791.715	7.192	12.7	1.8	NO		NO	MM
8	8	180925M1_9	Standard	12.500	4.39	18957.873	33197.816	7.138	12.6	1.0	NO		NO	bb
9	9	180925M1_10	Standard	12.500	4.39	17295.250	30435.252	7.103	12.6	0.5	NO		NO	bb
10	10	180925M1_11	Standard	12.500	4.39	16395.223	28146.838	7.281	12.9	3.0	NO		NO	bb

Compound name: 13C5-PFNA
Response Factor: 0.989699
RRF SD: 0.025496, Relative SD: 2.57614
Response type: Internal Std (Ref 64), Area * (IS Conc. / IS Area)
Curve type: RF

	#	Name	Type	Std. Conc	RT	Area	IS Area	Response	Conc.	%Dev	Conc. Flag	CoD	CoD Flag	x=excluded
1	1	180925M1_2	Standard	12.500	4.85	22545.424	23938.818	11.772	11.9	-4.8	NO		NO	bb
2	2	180925M1_3	Standard	12.500	4.85	22823.764	22767.215	12.531	12.7	1.3	NO		NO	MM
3	3	180925M1_4	Standard	12.500	4.83	24645.912	25171.443	12.239	12.4	-1.1	NO		NO	bb
4	4	180925M1_5	Standard	12.500	4.83	24905.529	24436.516	12.740	12.9	3.0	NO		NO	MM
5	5	180925M1_6	Standard	12.500	4.83	23974.223	24106.369	12.431	12.6	0.5	NO		NO	bb
6	6	180925M1_7	Standard	12.500	4.83	24604.891	24973.260	12.316	12.4	-0.4	NO		NO	bb
7	7	180925M1_8	Standard	12.500	4.82	23690.184	23369.863	12.671	12.8	2.4	NO		NO	bb
8	8	180925M1_9	Standard	12.500	4.82	22771.334	23829.104	11.945	12.1	-3.4	NO		NO	bb
9	9	180925M1_10	Standard	12.500	4.82	21644.061	21329.221	12.685	12.8	2.5	NO		NO	bb
10	10	180925M1_11	Standard	12.500	4.82	19214.379	19397.568	12.382	12.5	0.1	NO		NO	MM

Dataset: Z:\Projects\PFAS.PRO\Results\180925M1\180925M1-CRV.qld

Last Altered: Wednesday, September 26, 2018 10:07:47 Pacific Daylight Time
Printed: Wednesday, September 26, 2018 10:29:32 Pacific Daylight Time

Compound name: 13C8-PFOSA
Response Factor: 0.209856
RRF SD: 0.0146913, Relative SD: 7.00067
Response type: Internal Std (Ref 67), Area * (IS Conc. / IS Area)
Curve type: RF

	#	Name	Type	Std. Conc	RT	Area	IS Area	Response	Conc.	%Dev	Conc. Flag	CoD	CoD Flag	x=excluded
1	1	180925M1_2	Standard	12.500	4.91	4939.453	26605.699	2.321	11.1	-11.5	NO		NO	bb
2	2	180925M1_3	Standard	12.500	4.90	5231.785	28229.088	2.317	11.0	-11.7	NO		NO	MM
3	3	180925M1_4	Standard	12.500	4.89	6069.479	29959.775	2.532	12.1	-3.5	NO		NO	MM
4	4	180925M1_5	Standard	12.500	4.88	6195.678	29145.195	2.657	12.7	1.3	NO		NO	MM
5	5	180925M1_6	Standard	12.500	4.88	6124.612	28658.422	2.671	12.7	1.8	NO		NO	bb
6	6	180925M1_7	Standard	12.500	4.88	6052.208	28146.080	2.688	12.8	2.5	NO		NO	bb
7	7	180925M1_8	Standard	12.500	4.88	6108.207	27558.730	2.771	13.2	5.6	NO		NO	bb
8	8	180925M1_9	Standard	12.500	4.88	5703.011	26954.252	2.645	12.6	0.8	NO		NO	bb
9	9	180925M1_10	Standard	12.500	4.88	5389.703	23468.258	2.871	13.7	9.4	NO		NO	bb
10	10	180925M1_11	Standard	12.500	4.88	4712.402	21343.758	2.760	13.2	5.2	NO		NO	bb

Compound name: 13C8-PFOS
Response Factor: 1.05337
RRF SD: 0.0290802, Relative SD: 2.76069
Response type: Internal Std (Ref 65), Area * (IS Conc. / IS Area)
Curve type: RF

	#	Name	Type	Std. Conc	RT	Area	IS Area	Response	Conc.	%Dev	Conc. Flag	CoD	CoD Flag	x=excluded
1	1	180925M1_2	Standard	12.500	4.93	3615.823	3518.944	12.844	12.2	-2.5	NO		NO	bb
2	2	180925M1_3	Standard	12.500	4.92	3886.922	3629.875	13.385	12.7	1.7	NO		NO	bb
3	3	180925M1_4	Standard	12.500	4.91	3795.640	3703.301	12.812	12.2	-2.7	NO		NO	bb
4	4	180925M1_5	Standard	12.500	4.91	3978.784	3738.686	13.303	12.6	1.0	NO		NO	bb
5	5	180925M1_6	Standard	12.500	4.91	3615.961	3593.480	12.578	11.9	-4.5	NO		NO	bb
6	6	180925M1_7	Standard	12.500	4.91	3880.836	3562.901	13.615	12.9	3.4	NO		NO	bb
7	7	180925M1_8	Standard	12.500	4.90	3984.790	3645.640	13.663	13.0	3.8	NO		NO	bb
8	8	180925M1_9	Standard	12.500	4.90	3945.059	3818.538	12.914	12.3	-1.9	NO		NO	MM
9	9	180925M1_10	Standard	12.500	4.90	3511.285	3323.422	13.207	12.5	0.3	NO		NO	bb
10	10	180925M1_11	Standard	12.500	4.90	3211.977	3007.443	13.350	12.7	1.4	NO		NO	bb

Dataset: Z:\Projects\PFAS.PRO\Results\180925M1\180925M1-CRV.qld

Last Altered: Wednesday, September 26, 2018 10:07:47 Pacific Daylight Time
Printed: Wednesday, September 26, 2018 10:29:32 Pacific Daylight Time

Compound name: 13C2-PFDA
Response Factor: 1.06861
RRF SD: 0.0410986, Relative SD: 3.846
Response type: Internal Std (Ref 66), Area * (IS Conc. / IS Area)
Curve type: RF

	#	Name	Type	Std. Conc	RT	Area	IS Area	Response	Conc.	%Dev	Conc. Flag	CoD	CoD Flag	x=excluded
1	1	180925M1_2	Standard	12.500	5.22	21093.064	18917.885	13.937	13.0	4.3	NO		NO	bb
2	2	180925M1_3	Standard	12.500	5.22	21703.682	19078.213	14.220	13.3	6.5	NO		NO	bb
3	3	180925M1_4	Standard	12.500	5.21	21886.271	21698.746	12.608	11.8	-5.6	NO		NO	bb
4	4	180925M1_5	Standard	12.500	5.20	21720.432	20737.412	13.093	12.3	-2.0	NO		NO	bb
5	5	180925M1_6	Standard	12.500	5.20	21345.232	20090.701	13.281	12.4	-0.6	NO		NO	bb
6	6	180925M1_7	Standard	12.500	5.20	21622.488	20516.281	13.174	12.3	-1.4	NO		NO	bb
7	7	180925M1_8	Standard	12.500	5.20	21823.053	20777.994	13.129	12.3	-1.7	NO		NO	bb
8	8	180925M1_9	Standard	12.500	5.20	21181.777	20506.902	12.911	12.1	-3.3	NO		NO	bb
9	9	180925M1_10	Standard	12.500	5.20	19118.910	18018.871	13.263	12.4	-0.7	NO		NO	bb
10	10	180925M1_11	Standard	12.500	5.19	18580.896	16637.500	13.960	13.1	4.5	NO		NO	bb

Compound name: 13C2-8:2 FTS
Response Factor: 0.72937
RRF SD: 0.0889337, Relative SD: 12.1932
Response type: Internal Std (Ref 65), Area * (IS Conc. / IS Area)
Curve type: RF

	#	Name	Type	Std. Conc	RT	Area	IS Area	Response	Conc.	%Dev	Conc. Flag	CoD	CoD Flag	x=excluded
1	1	180925M1_2	Standard	12.500	5.20	2169.667	3518.944	7.707	10.6	-15.5	NO		NO	MM
2	2	180925M1_3	Standard	12.500	5.19	2250.000	3629.875	7.748	10.6	-15.0	NO		NO	bb
3	3	180925M1_4	Standard	12.500	5.18	2717.333	3703.301	9.172	12.6	0.6	NO		NO	bb
4	4	180925M1_5	Standard	12.500	5.17	2594.151	3738.686	8.673	11.9	-4.9	NO		NO	bb
5	5	180925M1_6	Standard	12.500	5.18	2597.358	3593.480	9.035	12.4	-0.9	NO		NO	bb
6	6	180925M1_7	Standard	12.500	5.18	2668.359	3562.901	9.362	12.8	2.7	NO		NO	MM
7	7	180925M1_8	Standard	12.500	5.17	3082.121	3645.640	10.568	14.5	15.9	NO		NO	bb
8	8	180925M1_9	Standard	12.500	5.17	3260.103	3818.538	10.672	14.6	17.1	NO		NO	bb
9	9	180925M1_10	Standard	12.500	5.17	4319.706	3323.422	16.247	22.3	78.2	NO		NO	MMX
10	10	180925M1_11	Standard	12.500	5.17	5927.780	3007.443	24.638	33.8	170.2	NO		NO	MMX

Dataset: Z:\Projects\PFAS.PRO\Results\180925M1\180925M1-CRV.qld

Last Altered: Wednesday, September 26, 2018 10:07:47 Pacific Daylight Time
Printed: Wednesday, September 26, 2018 10:29:32 Pacific Daylight Time

Compound name: d3-N-MeFOSAA
Response Factor: 0.245585
RRF SD: 0.0188784, Relative SD: 7.68712
Response type: Internal Std (Ref 67), Area * (IS Conc. / IS Area)
Curve type: RF

	#	Name	Type	Std. Conc	RT	Area	IS Area	Response	Conc.	%Dev	Conc. Flag	CoD	CoD Flag	x=excluded
1	1	180925M1_2	Standard	12.500	5.37	6260.570	26605.699	2.941	12.0	-4.2	NO		NO	bb
2	2	180925M1_3	Standard	12.500	5.36	6268.512	28229.088	2.776	11.3	-9.6	NO		NO	MM
3	3	180925M1_4	Standard	12.500	5.35	6804.871	29959.775	2.839	11.6	-7.5	NO		NO	bb
4	4	180925M1_5	Standard	12.500	5.35	7140.165	29145.195	3.062	12.5	-0.2	NO		NO	MM
5	5	180925M1_6	Standard	12.500	5.35	6810.031	28658.422	2.970	12.1	-3.2	NO		NO	bb
6	6	180925M1_7	Standard	12.500	5.35	6666.405	28146.080	2.961	12.1	-3.6	NO		NO	bb
7	7	180925M1_8	Standard	12.500	5.34	6898.736	27558.730	3.129	12.7	1.9	NO		NO	MM
8	8	180925M1_9	Standard	12.500	5.34	6644.516	26954.252	3.081	12.5	0.4	NO		NO	bb
9	9	180925M1_10	Standard	12.500	5.34	6476.962	23468.258	3.450	14.0	12.4	NO		NO	MM
10	10	180925M1_11	Standard	12.500	5.34	5956.110	21343.758	3.488	14.2	13.6	NO		NO	bb

Compound name: 13C2-PFUdA
Response Factor: 0.965972
RRF SD: 0.0324848, Relative SD: 3.36291
Response type: Internal Std (Ref 67), Area * (IS Conc. / IS Area)
Curve type: RF

	#	Name	Type	Std. Conc	RT	Area	IS Area	Response	Conc.	%Dev	Conc. Flag	CoD	CoD Flag	x=excluded
1	1	180925M1_2	Standard	12.500	5.54	25714.271	26605.699	12.081	12.5	0.1	NO		NO	bb
2	2	180925M1_3	Standard	12.500	5.54	26640.896	28229.088	11.797	12.2	-2.3	NO		NO	bb
3	3	180925M1_4	Standard	12.500	5.53	28362.523	29959.775	11.834	12.3	-2.0	NO		NO	bb
4	4	180925M1_5	Standard	12.500	5.53	27081.896	29145.195	11.615	12.0	-3.8	NO		NO	bb
5	5	180925M1_6	Standard	12.500	5.52	26291.580	28658.422	11.468	11.9	-5.0	NO		NO	bb
6	6	180925M1_7	Standard	12.500	5.52	27930.572	28146.080	12.404	12.8	2.7	NO		NO	bb
7	7	180925M1_8	Standard	12.500	5.52	26939.629	27558.730	12.219	12.6	1.2	NO		NO	bb
8	8	180925M1_9	Standard	12.500	5.52	26352.943	26954.252	12.221	12.7	1.2	NO		NO	bb
9	9	180925M1_10	Standard	12.500	5.52	23040.553	23468.258	12.272	12.7	1.6	NO		NO	bb
10	10	180925M1_11	Standard	12.500	5.52	21916.613	21343.758	12.835	13.3	6.3	NO		NO	bb

Dataset: Z:\Projects\PFAS.PRO\Results\180925M1\180925M1-CRV.qld

Last Altered: Wednesday, September 26, 2018 10:07:47 Pacific Daylight Time
Printed: Wednesday, September 26, 2018 10:29:32 Pacific Daylight Time

Compound name: d5-N-EtFOSAA
Response Factor: 0.276635
RRF SD: 0.0132108, Relative SD: 4.77553
Response type: Internal Std (Ref 67), Area * (IS Conc. / IS Area)
Curve type: RF

	#	Name	Type	Std. Conc	RT	Area	IS Area	Response	Conc.	%Dev	Conc. Flag	CoD	CoD Flag	x=excluded
1	1	180925M1_2	Standard	12.500	5.52	7567.659	26605.699	3.555	12.9	2.8	NO		NO	bb
2	2	180925M1_3	Standard	12.500	5.52	7235.407	28229.088	3.204	11.6	-7.3	NO		NO	bb
3	3	180925M1_4	Standard	12.500	5.51	7532.173	29959.775	3.143	11.4	-9.1	NO		NO	bb
4	4	180925M1_5	Standard	12.500	5.50	8125.592	29145.195	3.485	12.6	0.8	NO		NO	bb
5	5	180925M1_6	Standard	12.500	5.50	7875.962	28658.422	3.435	12.4	-0.7	NO		NO	bb
6	6	180925M1_7	Standard	12.500	5.50	7938.996	28146.080	3.526	12.7	2.0	NO		NO	bb
7	7	180925M1_8	Standard	12.500	5.50	8134.131	27558.730	3.689	13.3	6.7	NO		NO	bb
8	8	180925M1_9	Standard	12.500	5.50	7480.500	26954.252	3.469	12.5	0.3	NO		NO	bb
9	9	180925M1_10	Standard	12.500	5.50	6631.065	23468.258	3.532	12.8	2.1	NO		NO	bb
10	10	180925M1_11	Standard	12.500	5.50	6046.215	21343.758	3.541	12.8	2.4	NO		NO	bb

Compound name: 13C2-PFDoA
Response Factor: 1.28807
RRF SD: 0.0312593, Relative SD: 2.42682
Response type: Internal Std (Ref 66), Area * (IS Conc. / IS Area)
Curve type: RF

	#	Name	Type	Std. Conc	RT	Area	IS Area	Response	Conc.	%Dev	Conc. Flag	CoD	CoD Flag	x=excluded
1	1	180925M1_2	Standard	12.500	5.82	24346.439	18917.885	16.087	12.5	-0.1	NO		NO	bb
2	2	180925M1_3	Standard	12.500	5.82	25609.914	19078.213	16.780	13.0	4.2	NO		NO	bb
3	3	180925M1_4	Standard	12.500	5.81	26817.289	21698.746	15.449	12.0	-4.1	NO		NO	bb
4	4	180925M1_5	Standard	12.500	5.80	25940.236	20737.412	15.636	12.1	-2.9	NO		NO	bb
5	5	180925M1_6	Standard	12.500	5.80	26083.939	20090.701	16.229	12.6	0.8	NO		NO	bb
6	6	180925M1_7	Standard	12.500	5.80	26582.010	20516.281	16.196	12.6	0.6	NO		NO	bb
7	7	180925M1_8	Standard	12.500	5.80	26584.186	20777.994	15.993	12.4	-0.7	NO		NO	bb
8	8	180925M1_9	Standard	12.500	5.80	26020.029	20506.902	15.861	12.3	-1.5	NO		NO	bb
9	9	180925M1_10	Standard	12.500	5.80	23524.166	18018.871	16.319	12.7	1.4	NO		NO	bb
10	10	180925M1_11	Standard	12.500	5.80	21909.256	16637.500	16.461	12.8	2.2	NO		NO	bb

Dataset: Z:\Projects\PFAS.PRO\Results\180925M1\180925M1-CRV.qld

Last Altered: Wednesday, September 26, 2018 10:07:47 Pacific Daylight Time
Printed: Wednesday, September 26, 2018 10:29:32 Pacific Daylight Time

Compound name: d3-N-MeFOSA
Response Factor: 0.0524986
RRF SD: 0.00601495, Relative SD: 11.4573
Response type: Internal Std (Ref 67), Area * (IS Conc. / IS Area)
Curve type: RF

	#	Name	Type	Std. Conc	RT	Area	IS Area	Response	Conc.	%Dev	Conc. Flag	CoD	CoD Flag	x=excluded
1	1	180925M1_2	Standard	150.000	5.86	14595.650	26605.699	6.857	130.6	-12.9	NO		NO	bb
2	2	180925M1_3	Standard	150.000	5.86	14571.269	28229.088	6.452	122.9	-18.1	NO		NO	bb
3	3	180925M1_4	Standard	150.000	5.84	17594.391	29959.775	7.341	139.8	-6.8	NO		NO	bb
4	4	180925M1_5	Standard	150.000	5.84	17527.191	29145.195	7.517	143.2	-4.5	NO		NO	bb
5	5	180925M1_6	Standard	150.000	5.83	17860.063	28658.422	7.790	148.4	-1.1	NO		NO	bb
6	6	180925M1_7	Standard	150.000	5.83	17739.947	28146.080	7.879	150.1	0.0	NO		NO	bb
7	7	180925M1_8	Standard	150.000	5.83	18166.750	27558.730	8.240	157.0	4.6	NO		NO	bb
8	8	180925M1_9	Standard	150.000	5.83	17900.135	26954.252	8.301	158.1	5.4	NO		NO	bb
9	9	180925M1_10	Standard	150.000	5.83	16830.129	23468.258	8.964	170.8	13.8	NO		NO	bb
10	10	180925M1_11	Standard	150.000	5.84	16061.091	21343.758	9.406	179.2	19.4	NO		NO	bb

Compound name: 13C2-PFTeDA
Response Factor: 0.633995
RRF SD: 0.0863283, Relative SD: 13.6166
Response type: Internal Std (Ref 67), Area * (IS Conc. / IS Area)
Curve type: RF

	#	Name	Type	Std. Conc	RT	Area	IS Area	Response	Conc.	%Dev	Conc. Flag	CoD	CoD Flag	x=excluded
1	1	180925M1_2	Standard	12.500	6.27	14197.536	26605.699	6.670	10.5	-15.8	NO		NO	bb
2	2	180925M1_3	Standard	12.500	6.27	15556.188	28229.088	6.888	10.9	-13.1	NO		NO	bb
3	3	180925M1_4	Standard	12.500	6.26	17614.535	29959.775	7.349	11.6	-7.3	NO		NO	bb
4	4	180925M1_5	Standard	12.500	6.26	17095.582	29145.195	7.332	11.6	-7.5	NO		NO	bb
5	5	180925M1_6	Standard	12.500	6.26	17601.492	28658.422	7.677	12.1	-3.1	NO		NO	MM
6	6	180925M1_7	Standard	12.500	6.26	16891.232	28146.080	7.502	11.8	-5.3	NO		NO	bb
7	7	180925M1_8	Standard	12.500	6.26	17524.770	27558.730	7.949	12.5	0.3	NO		NO	bb
8	8	180925M1_9	Standard	12.500	6.26	18256.369	26954.252	8.466	13.4	6.8	NO		NO	bb
9	9	180925M1_10	Standard	12.500	6.26	17550.725	23468.258	9.348	14.7	18.0	NO		NO	bb
10	10	180925M1_11	Standard	12.500	6.25	17189.668	21343.758	10.067	15.9	27.0	NO		NO	bb

Dataset: Z:\Projects\PFAS.PRO\Results\180925M1\180925M1-CRV.qld

Last Altered: Wednesday, September 26, 2018 10:07:47 Pacific Daylight Time
Printed: Wednesday, September 26, 2018 10:29:32 Pacific Daylight Time

Compound name: d5-N-ETFOSA
Response Factor: 0.0583272
RRF SD: 0.00542631, Relative SD: 9.30321
Response type: Internal Std (Ref 67), Area * (IS Conc. / IS Area)
Curve type: RF

	#	Name	Type	Std. Conc	RT	Area	IS Area	Response	Conc.	%Dev	Conc. Flag	CoD	CoD Flag	x=excluded
1	1	180925M1_2	Standard	150.000	6.23	16428.164	26605.699	7.718	132.3	-11.8	NO		NO	bb
2	2	180925M1_3	Standard	150.000	6.23	16468.330	28229.088	7.292	125.0	-16.7	NO		NO	bb
3	3	180925M1_4	Standard	150.000	6.21	19535.498	29959.775	8.151	139.7	-6.8	NO		NO	bb
4	4	180925M1_5	Standard	150.000	6.21	19787.176	29145.195	8.486	145.5	-3.0	NO		NO	bb
5	5	180925M1_6	Standard	150.000	6.21	20374.098	28658.422	8.887	152.4	1.6	NO		NO	bb
6	6	180925M1_7	Standard	150.000	6.21	20919.082	28146.080	9.290	159.3	6.2	NO		NO	bb
7	7	180925M1_8	Standard	150.000	6.21	20885.818	27558.730	9.473	162.4	8.3	NO		NO	bb
8	8	180925M1_9	Standard	150.000	6.21	19390.375	26954.252	8.992	154.2	2.8	NO		NO	bb
9	9	180925M1_10	Standard	150.000	6.21	17918.383	23468.258	9.544	163.6	9.1	NO		NO	bb
10	10	180925M1_11	Standard	150.000	6.21	16488.508	21343.758	9.657	165.6	10.4	NO		NO	bb

Compound name: 13C2-PFHxDA
Response Factor: 0.93842
RRF SD: 0.116511, Relative SD: 12.4157
Response type: Internal Std (Ref 67), Area * (IS Conc. / IS Area)
Curve type: RF

	#	Name	Type	Std. Conc	RT	Area	IS Area	Response	Conc.	%Dev	Conc. Flag	CoD	CoD Flag	x=excluded
1	1	180925M1_2	Standard	5.000	6.58	9279.982	26605.699	4.360	4.6	-7.1	NO		NO	bb
2	2	180925M1_3	Standard	5.000	6.58	9376.514	28229.088	4.152	4.4	-11.5	NO		NO	bb
3	3	180925M1_4	Standard	5.000	6.58	10080.205	29959.775	4.206	4.5	-10.4	NO		NO	bb
4	4	180925M1_5	Standard	5.000	6.57	9962.339	29145.195	4.273	4.6	-8.9	NO		NO	bb
5	5	180925M1_6	Standard	5.000	6.57	10002.696	28658.422	4.363	4.6	-7.0	NO		NO	bb
6	6	180925M1_7	Standard	5.000	6.57	10256.782	28146.080	4.555	4.9	-2.9	NO		NO	bb
7	7	180925M1_8	Standard	5.000	6.57	10668.905	27558.730	4.839	5.2	3.1	NO		NO	bb
8	8	180925M1_9	Standard	5.000	6.57	10450.785	26954.252	4.847	5.2	3.3	NO		NO	bb
9	9	180925M1_10	Standard	5.000	6.57	10069.250	23468.258	5.363	5.7	14.3	NO		NO	bb
10	10	180925M1_11	Standard	5.000	6.56	10182.932	21343.758	5.964	6.4	27.1	NO		NO	bb

Dataset: Z:\Projects\PFAS.PRO\Results\180925M1\180925M1-CRV.qld

Last Altered: Wednesday, September 26, 2018 10:07:47 Pacific Daylight Time
Printed: Wednesday, September 26, 2018 10:29:32 Pacific Daylight Time

Compound name: d7-N-MeFOSE
Response Factor: 0.0431568
RRF SD: 0.00697732, Relative SD: 16.1674
Response type: Internal Std (Ref 67), Area * (IS Conc. / IS Area)
Curve type: RF

	#	Name	Type	Std. Conc	RT	Area	IS Area	Response	Conc.	%Dev	Conc. Flag	CoD	CoD Flag	x=excluded
1	1	180925M1_2	Standard	150.000	6.33	11069.695	26605.699	5.201	120.5	-19.7	NO		NO	bb
2	2	180925M1_3	Standard	150.000	6.33	11381.281	28229.088	5.040	116.8	-22.1	NO		NO	bb
3	3	180925M1_4	Standard	150.000	6.33	13933.662	29959.775	5.813	134.7	-10.2	NO		NO	bb
4	4	180925M1_5	Standard	150.000	6.32	14227.839	29145.195	6.102	141.4	-5.7	NO		NO	bb
5	5	180925M1_6	Standard	150.000	6.33	14166.613	28658.422	6.179	143.2	-4.5	NO		NO	bb
6	6	180925M1_7	Standard	150.000	6.33	14718.704	28146.080	6.537	151.5	1.0	NO		NO	bb
7	7	180925M1_8	Standard	150.000	6.33	15082.547	27558.730	6.841	158.5	5.7	NO		NO	bb
8	8	180925M1_9	Standard	150.000	6.33	14925.830	26954.252	6.922	160.4	6.9	NO		NO	bb
9	9	180925M1_10	Standard	150.000	6.33	14504.246	23468.258	7.725	179.0	19.3	NO		NO	bb
10	10	180925M1_11	Standard	150.000	6.33	14300.012	21343.758	8.375	194.1	29.4	NO		NO	bb

Compound name: d9-N-EtFOSE
Response Factor: 0.0434649
RRF SD: 0.0072953, Relative SD: 16.7843
Response type: Internal Std (Ref 67), Area * (IS Conc. / IS Area)
Curve type: RF

	#	Name	Type	Std. Conc	RT	Area	IS Area	Response	Conc.	%Dev	Conc. Flag	CoD	CoD Flag	x=excluded
1	1	180925M1_2	Standard	150.000	6.48	11090.633	26605.699	5.211	119.9	-20.1	NO		NO	bb
2	2	180925M1_3	Standard	150.000	6.48	11485.377	28229.088	5.086	117.0	-22.0	NO		NO	bb
3	3	180925M1_4	Standard	150.000	6.48	14179.972	29959.775	5.916	136.1	-9.3	NO		NO	bb
4	4	180925M1_5	Standard	150.000	6.48	14297.758	29145.195	6.132	141.1	-5.9	NO		NO	bb
5	5	180925M1_6	Standard	150.000	6.48	14110.390	28658.422	6.155	141.6	-5.6	NO		NO	bb
6	6	180925M1_7	Standard	150.000	6.48	14460.173	28146.080	6.422	147.7	-1.5	NO		NO	bb
7	7	180925M1_8	Standard	150.000	6.48	15406.801	27558.730	6.988	160.8	7.2	NO		NO	bb
8	8	180925M1_9	Standard	150.000	6.48	14856.906	26954.252	6.890	158.5	5.7	NO		NO	bb
9	9	180925M1_10	Standard	150.000	6.48	14603.955	23468.258	7.779	179.0	19.3	NO		NO	bb
10	10	180925M1_11	Standard	150.000	6.48	14717.789	21343.758	8.619	198.3	32.2	NO		NO	bb

Dataset: Z:\Projects\PFAS.PRO\Results\180925M1\180925M1-CRV.qld

Last Altered: Wednesday, September 26, 2018 10:07:47 Pacific Daylight Time
Printed: Wednesday, September 26, 2018 10:29:32 Pacific Daylight Time

Compound name: 13C4-PFBA
Response Factor: 1
RRF SD: 8.27511e-017, Relative SD: 8.27511e-015
Response type: Internal Std (Ref 60), Area * (IS Conc. / IS Area)
Curve type: RF

	#	Name	Type	Std. Conc	RT	Area	IS Area	Response	Conc.	%Dev	Conc. Flag	CoD	CoD Flag	x=excluded
1	1	180925M1_2	Standard	12.500	1.50	14722.623	14722.623	12.500	12.5	0.0	NO		NO	bb
2	2	180925M1_3	Standard	12.500	1.50	14882.491	14882.491	12.500	12.5	0.0	NO		NO	bb
3	3	180925M1_4	Standard	12.500	1.48	15890.384	15890.384	12.500	12.5	0.0	NO		NO	bb
4	4	180925M1_5	Standard	12.500	1.46	15808.664	15808.664	12.500	12.5	0.0	NO		NO	bb
5	5	180925M1_6	Standard	12.500	1.46	15554.885	15554.885	12.500	12.5	0.0	NO		NO	bb
6	6	180925M1_7	Standard	12.500	1.46	16259.325	16259.325	12.500	12.5	0.0	NO		NO	bb
7	7	180925M1_8	Standard	12.500	1.46	16501.814	16501.814	12.500	12.5	0.0	NO		NO	bb
8	8	180925M1_9	Standard	12.500	1.46	16192.452	16192.452	12.500	12.5	0.0	NO		NO	bb
9	9	180925M1_10	Standard	12.500	1.46	15577.205	15577.205	12.500	12.5	0.0	NO		NO	bb
10	10	180925M1_11	Standard	12.500	1.46	15132.063	15132.063	12.500	12.5	0.0	NO		NO	bb

Compound name: 13C5-PFHxA
Response Factor: 1
RRF SD: 0, Relative SD: 0
Response type: Internal Std (Ref 61), Area * (IS Conc. / IS Area)
Curve type: RF

	#	Name	Type	Std. Conc	RT	Area	IS Area	Response	Conc.	%Dev	Conc. Flag	CoD	CoD Flag	x=excluded
1	1	180925M1_2	Standard	12.500	3.27	23452.268	23452.268	12.500	12.5	0.0	NO		NO	bb
2	2	180925M1_3	Standard	12.500	3.27	23354.326	23354.326	12.500	12.5	0.0	NO		NO	bb
3	3	180925M1_4	Standard	12.500	3.25	24982.643	24982.643	12.500	12.5	0.0	NO		NO	bb
4	4	180925M1_5	Standard	12.500	3.24	24051.020	24051.020	12.500	12.5	0.0	NO		NO	bb
5	5	180925M1_6	Standard	12.500	3.24	24243.816	24243.816	12.500	12.5	0.0	NO		NO	bb
6	6	180925M1_7	Standard	12.500	3.23	24746.693	24746.693	12.500	12.5	0.0	NO		NO	bb
7	7	180925M1_8	Standard	12.500	3.23	24350.445	24350.445	12.500	12.5	0.0	NO		NO	bb
8	8	180925M1_9	Standard	12.500	3.23	23618.811	23618.811	12.500	12.5	0.0	NO		NO	bb
9	9	180925M1_10	Standard	12.500	3.23	21947.883	21947.883	12.500	12.5	0.0	NO		NO	bb
10	10	180925M1_11	Standard	12.500	3.23	19745.543	19745.543	12.500	12.5	0.0	NO		NO	bb

Dataset: Z:\Projects\PFAS.PRO\Results\180925M1\180925M1-CRV.qld

Last Altered: Wednesday, September 26, 2018 10:07:47 Pacific Daylight Time
Printed: Wednesday, September 26, 2018 10:29:32 Pacific Daylight Time

Compound name: 13C3-PFHxS
Response Factor: 1
RRF SD: 8.27511e-017, Relative SD: 8.27511e-015
Response type: Internal Std (Ref 62), Area * (IS Conc. / IS Area)
Curve type: RF

	#	Name	Type	Std. Conc	RT	Area	IS Area	Response	Conc.	%Dev	Conc. Flag	CoD	CoD Flag	x=excluded
1	1	180925M1_2	Standard	12.500	4.04	3432.881	3432.881	12.500	12.5	0.0	NO		NO	MM
2	2	180925M1_3	Standard	12.500	4.04	3407.506	3407.506	12.500	12.5	0.0	NO		NO	bb
3	3	180925M1_4	Standard	12.500	4.02	3579.278	3579.278	12.500	12.5	0.0	NO		NO	bb
4	4	180925M1_5	Standard	12.500	4.01	3507.257	3507.257	12.500	12.5	0.0	NO		NO	bb
5	5	180925M1_6	Standard	12.500	4.01	3553.386	3553.386	12.500	12.5	0.0	NO		NO	bb
6	6	180925M1_7	Standard	12.500	4.01	3502.868	3502.868	12.500	12.5	0.0	NO		NO	bb
7	7	180925M1_8	Standard	12.500	4.01	3665.438	3665.438	12.500	12.5	0.0	NO		NO	MM
8	8	180925M1_9	Standard	12.500	4.01	3661.039	3661.039	12.500	12.5	0.0	NO		NO	bb
9	9	180925M1_10	Standard	12.500	4.01	3245.812	3245.812	12.500	12.5	0.0	NO		NO	bb
10	10	180925M1_11	Standard	12.500	4.01	2980.715	2980.715	12.500	12.5	0.0	NO		NO	bb

Compound name: 13C8-PFOA
Response Factor: 1
RRF SD: 6.40988e-017, Relative SD: 6.40988e-015
Response type: Internal Std (Ref 63), Area * (IS Conc. / IS Area)
Curve type: RF

	#	Name	Type	Std. Conc	RT	Area	IS Area	Response	Conc.	%Dev	Conc. Flag	CoD	CoD Flag	x=excluded
1	1	180925M1_2	Standard	12.500	4.42	32950.398	32950.398	12.500	12.5	0.0	NO		NO	bb
2	2	180925M1_3	Standard	12.500	4.42	33580.969	33580.969	12.500	12.5	0.0	NO		NO	bb
3	3	180925M1_4	Standard	12.500	4.40	35178.238	35178.238	12.500	12.5	0.0	NO		NO	bb
4	4	180925M1_5	Standard	12.500	4.39	33447.805	33447.805	12.500	12.5	0.0	NO		NO	bb
5	5	180925M1_6	Standard	12.500	4.39	34772.707	34772.707	12.500	12.5	0.0	NO		NO	MM
6	6	180925M1_7	Standard	12.500	4.39	35109.031	35109.031	12.500	12.5	0.0	NO		NO	bb
7	7	180925M1_8	Standard	12.500	4.39	34791.715	34791.715	12.500	12.5	0.0	NO		NO	bb
8	8	180925M1_9	Standard	12.500	4.39	33197.816	33197.816	12.500	12.5	0.0	NO		NO	bb
9	9	180925M1_10	Standard	12.500	4.39	30435.252	30435.252	12.500	12.5	0.0	NO		NO	bb
10	10	180925M1_11	Standard	12.500	4.39	28146.838	28146.838	12.500	12.5	0.0	NO		NO	bb

Dataset: Z:\Projects\PFAS.PRO\Results\180925M1\180925M1-CRV.qld

Last Altered: Wednesday, September 26, 2018 10:07:47 Pacific Daylight Time
Printed: Wednesday, September 26, 2018 10:29:32 Pacific Daylight Time

Compound name: 13C9-PFNA
Response Factor: 1
RRF SD: 0, Relative SD: 0
Response type: Internal Std (Ref 64), Area * (IS Conc. / IS Area)
Curve type: RF

	#	Name	Type	Std. Conc	RT	Area	IS Area	Response	Conc.	%Dev	Conc. Flag	CoD	CoD Flag	x=excluded
1	1	180925M1_2	Standard	12.500	4.85	23938.818	23938.818	12.500	12.5	0.0	NO		NO	bb
2	2	180925M1_3	Standard	12.500	4.85	22767.215	22767.215	12.500	12.5	0.0	NO		NO	bb
3	3	180925M1_4	Standard	12.500	4.83	25171.443	25171.443	12.500	12.5	0.0	NO		NO	bb
4	4	180925M1_5	Standard	12.500	4.83	24436.516	24436.516	12.500	12.5	0.0	NO		NO	bb
5	5	180925M1_6	Standard	12.500	4.82	24106.369	24106.369	12.500	12.5	0.0	NO		NO	bb
6	6	180925M1_7	Standard	12.500	4.82	24973.260	24973.260	12.500	12.5	0.0	NO		NO	bb
7	7	180925M1_8	Standard	12.500	4.82	23369.863	23369.863	12.500	12.5	0.0	NO		NO	bb
8	8	180925M1_9	Standard	12.500	4.82	23829.104	23829.104	12.500	12.5	0.0	NO		NO	bb
9	9	180925M1_10	Standard	12.500	4.82	21329.221	21329.221	12.500	12.5	0.0	NO		NO	bb
10	10	180925M1_11	Standard	12.500	4.82	19397.568	19397.568	12.500	12.5	0.0	NO		NO	MM

Compound name: 13C4-PFOS
Response Factor: 1
RRF SD: 9.79125e-017, Relative SD: 9.79125e-015
Response type: Internal Std (Ref 65), Area * (IS Conc. / IS Area)
Curve type: RF

	#	Name	Type	Std. Conc	RT	Area	IS Area	Response	Conc.	%Dev	Conc. Flag	CoD	CoD Flag	x=excluded
1	1	180925M1_2	Standard	12.500	4.93	3518.944	3518.944	12.500	12.5	0.0	NO		NO	MM
2	2	180925M1_3	Standard	12.500	4.93	3629.875	3629.875	12.500	12.5	0.0	NO		NO	bb
3	3	180925M1_4	Standard	12.500	4.91	3703.301	3703.301	12.500	12.5	0.0	NO		NO	bb
4	4	180925M1_5	Standard	12.500	4.91	3738.686	3738.686	12.500	12.5	0.0	NO		NO	bb
5	5	180925M1_6	Standard	12.500	4.91	3593.480	3593.480	12.500	12.5	0.0	NO		NO	bb
6	6	180925M1_7	Standard	12.500	4.91	3562.901	3562.901	12.500	12.5	0.0	NO		NO	bb
7	7	180925M1_8	Standard	12.500	4.90	3645.640	3645.640	12.500	12.5	0.0	NO		NO	bb
8	8	180925M1_9	Standard	12.500	4.91	3818.538	3818.538	12.500	12.5	0.0	NO		NO	MM
9	9	180925M1_10	Standard	12.500	4.90	3323.422	3323.422	12.500	12.5	0.0	NO		NO	bb
10	10	180925M1_11	Standard	12.500	4.90	3007.443	3007.443	12.500	12.5	0.0	NO		NO	bb

Dataset: Z:\Projects\PFAS.PRO\Results\180925M1\180925M1-CRV.qld

Last Altered: Wednesday, September 26, 2018 10:07:47 Pacific Daylight Time
Printed: Wednesday, September 26, 2018 10:29:32 Pacific Daylight Time

Compound name: 13C6-PFDA
Response Factor: 1
RRF SD: 0, Relative SD: 0
Response type: Internal Std (Ref 66), Area * (IS Conc. / IS Area)
Curve type: RF

	#	Name	Type	Std. Conc	RT	Area	IS Area	Response	Conc.	%Dev	Conc. Flag	CoD	CoD Flag	x=excluded
1	1	180925M1_2	Standard	12.500	5.22	18917.885	18917.885	12.500	12.5	0.0	NO		NO	bb
2	2	180925M1_3	Standard	12.500	5.22	19078.213	19078.213	12.500	12.5	0.0	NO		NO	bb
3	3	180925M1_4	Standard	12.500	5.21	21698.746	21698.746	12.500	12.5	0.0	NO		NO	bb
4	4	180925M1_5	Standard	12.500	5.20	20737.412	20737.412	12.500	12.5	0.0	NO		NO	bb
5	5	180925M1_6	Standard	12.500	5.20	20090.701	20090.701	12.500	12.5	0.0	NO		NO	bb
6	6	180925M1_7	Standard	12.500	5.20	20516.281	20516.281	12.500	12.5	0.0	NO		NO	bb
7	7	180925M1_8	Standard	12.500	5.20	20777.994	20777.994	12.500	12.5	0.0	NO		NO	bb
8	8	180925M1_9	Standard	12.500	5.20	20506.902	20506.902	12.500	12.5	0.0	NO		NO	bb
9	9	180925M1_10	Standard	12.500	5.20	18018.871	18018.871	12.500	12.5	0.0	NO		NO	bb
10	10	180925M1_11	Standard	12.500	5.19	16637.500	16637.500	12.500	12.5	0.0	NO		NO	bb

Compound name: 13C7-PFUdA
Response Factor: 1
RRF SD: 1.33432e-016, Relative SD: 1.33432e-014
Response type: Internal Std (Ref 67), Area * (IS Conc. / IS Area)
Curve type: RF

	#	Name	Type	Std. Conc	RT	Area	IS Area	Response	Conc.	%Dev	Conc. Flag	CoD	CoD Flag	x=excluded
1	1	180925M1_2	Standard	12.500	5.54	26605.699	26605.699	12.500	12.5	0.0	NO		NO	bb
2	2	180925M1_3	Standard	12.500	5.54	28229.088	28229.088	12.500	12.5	0.0	NO		NO	bb
3	3	180925M1_4	Standard	12.500	5.53	29959.775	29959.775	12.500	12.5	0.0	NO		NO	bb
4	4	180925M1_5	Standard	12.500	5.52	29145.195	29145.195	12.500	12.5	0.0	NO		NO	bb
5	5	180925M1_6	Standard	12.500	5.52	28658.422	28658.422	12.500	12.5	0.0	NO		NO	bb
6	6	180925M1_7	Standard	12.500	5.52	28146.080	28146.080	12.500	12.5	0.0	NO		NO	bb
7	7	180925M1_8	Standard	12.500	5.52	27558.730	27558.730	12.500	12.5	0.0	NO		NO	bb
8	8	180925M1_9	Standard	12.500	5.52	26954.252	26954.252	12.500	12.5	0.0	NO		NO	bb
9	9	180925M1_10	Standard	12.500	5.52	23468.258	23468.258	12.500	12.5	0.0	NO		NO	bb
10	10	180925M1_11	Standard	12.500	5.52	21343.758	21343.758	12.500	12.5	0.0	NO		NO	bb

Vista Analytical Laboratory

Dataset: Z:\Projects\PFAS.PRO\Results\180925M1\180925M1-CRV.qld

Last Altered: Wednesday, September 26, 2018 10:07:47 Pacific Daylight Time
Printed: Wednesday, September 26, 2018 10:30:20 Pacific Daylight Time

Method: Z:\Projects\PFAS.PRO\MethDB\PFAS_FULL_80C_092518.mdb 26 Sep 2018 09:51:35
Calibration: Z:\Projects\PFAS.PRO\CurveDB\C18_VAL-PFAS_Q4_09-25-18.cdb 26 Sep 2018 10:07:46

Name: 180925M1_2, Date: 25-Sep-2018, Time: 13:07:06, ID: ST180925M1-1 PFC CS-2 18I1701, Description: PFC CS-2 18I1701

	#	Name	IS#	CoD	CoD Flag	%RSD
1	1	PFBA	36	0.9999	NO	
2	2	PFPeA	37	1.0000	NO	
3	3	PFBS	38	0.9999	NO	
4	4	4:2 FTS	39	0.9990	NO	
5	5	PFHxA	40	0.9997	NO	
6	6	PFPeS	38	0.9997	NO	
7	7	PFHpA	41	0.9998	NO	
8	8	L-PFHxS	42	0.9998	NO	
9	10	6:2 FTS	43	0.9974	NO	
10	11	L-PFOA	44	0.9999	NO	
11	13	PFHpS	47	0.9999	NO	
12	14	PFNA	45	0.9998	NO	
13	15	PFOSA	46	0.9996	NO	
14	16	L-PFOS	47	0.9999	NO	
15	18	PFDA	48	0.9998	NO	
16	19	8:2 FTS	49	0.9996	NO	
17	20	PFNS	47	0.9999	NO	
18	21	L-MeFOSAA	50	0.9994	NO	
19	23	L-EtFOSAA	52	0.9998	NO	

Dataset: Z:\Projects\PFAS.PRO\Results\180925M1\180925M1-CRV.qld

Last Altered: Wednesday, September 26, 2018 10:07:47 Pacific Daylight Time
Printed: Wednesday, September 26, 2018 10:30:27 Pacific Daylight Time

Method: Z:\Projects\PFAS.PRO\MethDB\PFAS_FULL_80C_092518.mdb 26 Sep 2018 09:51:35
Calibration: Z:\Projects\PFAS.PRO\CurveDB\C18_VAL-PFAS_Q4_09-25-18.cdb 26 Sep 2018 10:07:46

Name: 180925M1_2, Date: 25-Sep-2018, Time: 13:07:06, ID: ST180925M1-1 PFC CS-2 18I1701, Description: PFC CS-2 18I1701

	#	Name	IS#	CoD	CoD Flag	%RSD
1	25	PFUdA	51	0.9999	NO	
2	26	PFDS	47	0.9996	NO	
3	27	PFDoA	53	0.9996	NO	
4	28	N-MeFOSA	54	0.9998	NO	
5	29	PFTrDA	53	1.0000	NO	
6	30	PFTeDA	55	0.9998	NO	
7	31	N-EtFOSA	56	0.9999	NO	
8	32	PFHxDA	57	0.9999	NO	
9	33	PFODA	57	0.9999	NO	
10	34	N-MeFOSE	58	0.9999	NO	
11	35	N-EtFOSE	59	1.0000	NO	
12	36	13C3-PFBA	60		NO	0.928
13	37	13C3-PFPeA	61		NO	2.229
14	38	13C3-PFBS	62		NO	3.247
15	39	13C2-4:2 FTS	62		NO	12.273
16	40	13C2-PFHxA	61		NO	3.533
17	41	13C4-PFHpA	61		NO	0.972
18	42	18O2-PFHxS	62		NO	3.845
19	43	13C2-6:2 FTS	65		NO	14.144
20	44	13C2-PFOA	63		NO	2.849
21	45	13C5-PFNA	64		NO	2.576
22	46	13C8-PFOSA	67		NO	7.001
23	47	13C8-PFOS	65		NO	2.761
24	48	13C2-PFDA	66		NO	3.846
25	49	13C2-8:2 FTS	65		NO	12.193
26	50	d3-N-MeFOSAA	67		NO	7.687
27	51	13C2-PFUdA	67		NO	3.363
28	52	d5-N-EtFOSAA	67		NO	4.776
29	53	13C2-PFDoA	66		NO	2.427
30	54	d3-N-MeFOSA	67		NO	11.457
31	55	13C2-PFTeDA	67		NO	13.617

Dataset: Z:\Projects\PFAS.PRO\Results\180925M1\180925M1-CRV.qld

Last Altered: Wednesday, September 26, 2018 10:07:47 Pacific Daylight Time
Printed: Wednesday, September 26, 2018 10:30:27 Pacific Daylight Time

Name: 180925M1_2, Date: 25-Sep-2018, Time: 13:07:06, ID: ST180925M1-1 PFC CS-2 18I1701, Description: PFC CS-2 18I1701

	#	Name	IS#	CoD	CoD Flag	%RSD
32	56	d5-N-ETFOSA	67		NO	9.303
33	57	13C2-PFHxDA	67		NO	12.416
34	58	d7-N-MeFOSE	67		NO	16.167
35	59	d9-N-EtFOSE	67		NO	16.784
36	60	13C4-PFBA	60		NO	0.000
37	61	13C5-PFHxA	61		NO	0.000
38	62	13C3-PFHxS	62		NO	0.000
39	63	13C8-PFOA	63		NO	0.000
40	64	13C9-PFNA	64		NO	0.000
41	65	13C4-PFOS	65		NO	0.000
42	66	13C6-PFDA	66		NO	0.000
43	67	13C7-PFUdA	67		NO	0.000

Vista Analytical Laboratory

Dataset: Z:\Projects\PFAS.PRO\Results\180925M1\180925M1-CRV.qld

Last Altered: Wednesday, September 26, 2018 10:07:47 Pacific Daylight Time
Printed: Wednesday, September 26, 2018 10:31:07 Pacific Daylight Time

Method: Z:\Projects\PFAS.PRO\MethDB\PFAS_FULL_80C_092518.mdb 26 Sep 2018 09:51:35
Calibration: Z:\Projects\PFAS.PRO\CurveDB\C18_VAL-PFAS_Q4_09-25-18.cdb 26 Sep 2018 10:07:46

Name: 180925M1_7, Date: 25-Sep-2018, Time: 14:00:06, ID: ST180925M1-6 PFC CS3 18I1706, Description: PFC CS3 18I1706

	Name	Ion Ratio	Ratio out?
1	PFBA		
2	PFPeA		
3	PFBS	2.533	NO
4	4:2 FTS	2.010	NO
5	PFHxA	15.410	NO
6	PFPeS	1.449	NO
7	PFHpA	10.516	NO
8	L-PFHxS	1.589	NO
9	6:2 FTS	3.493	NO
10	L-PFOA	3.271	NO
11	PFHpS	2.011	NO
12	PFNA	3.807	NO
13	PFOSA	37.501	NO
14	L-PFOS	1.841	NO
15	PFDA	5.087	NO
16	8:2 FTS	2.354	NO
17	PFNS	1.586	NO
18	L-MeFOSAA	2.664	NO
19	L-EtFOSAA	1.407	NO

Dataset: Z:\Projects\PFAS.PRO\Results\180925M1\180925M1-CRV.qld

Last Altered: Wednesday, September 26, 2018 10:07:47 Pacific Daylight Time
Printed: Wednesday, September 26, 2018 10:31:16 Pacific Daylight Time

Method: Z:\Projects\PFAS.PRO\MethDB\PFAS_FULL_80C_092518.mdb 26 Sep 2018 09:51:35
Calibration: Z:\Projects\PFAS.PRO\CurveDB\C18_VAL-PFAS_Q4_09-25-18.cdb 26 Sep 2018 10:07:46

Name: 180925M1_7, Date: 25-Sep-2018, Time: 14:00:06, ID: ST180925M1-6 PFC CS3 18I1706, Description: PFC CS3 18I1706

	Name	Ion Ratio	Ratio out?
1	PFUdA	9.360	NO
2	PFDS	1.569	NO
3	PFDoA	10.488	NO
4	N-MeFOSA	1.539	NO
5	PFTrDA	23.822	NO
6	PFTeDA	14.948	NO
7	N-EtFOSA	1.507	NO
8	PFHxDA	21.772	NO
9	PFODA		
10	N-MeFOSE		
11	N-EtFOSE		

Quantify Compound Summary Report **MassLynx MassLynx V4.1 SCN 945**
Vista Analytical Laboratory

Dataset: Untitled

Last Altered: Wednesday, September 26, 2018 10:32:25 Pacific Daylight Time
Printed: Wednesday, September 26, 2018 10:32:36 Pacific Daylight Time

Method: Z:\Projects\PFAS.PRO\MethDB\PFAS_FULL_80C_092518.mdb 26 Sep 2018 09:51:35
Calibration: Z:\Projects\PFAS.PRO\CurveDB\C18_VAL-PFAS_Q4_09-25-18.cdb 26 Sep 2018 10:07:46

Compound name: PFBA

	#	Name	ID	Acq.Date	Acq.Time
1	1	180925M1_1	IPA	25-Sep-18	12:56:33
2	2	180925M1_2	ST180925M1-1 PFC CS-2 18I1701	25-Sep-18	13:07:06
3	3	180925M1_3	ST180925M1-2 PFC CS-1 18I1702	25-Sep-18	13:17:44
4	4	180925M1_4	ST180925M1-3 PFC CS0 18I1703	25-Sep-18	13:28:16
5	5	180925M1_5	ST180925M1-4 PFC CS1 18I1704	25-Sep-18	13:38:54
6	6	180925M1_6	ST180925M1-5 PFC CS2 18I1705	25-Sep-18	13:49:27
7	7	180925M1_7	ST180925M1-6 PFC CS3 18I1706	25-Sep-18	14:00:06
8	8	180925M1_8	ST180925M1-7 PFC CS4 18I1707	25-Sep-18	14:10:44
9	9	180925M1_9	ST180925M1-8 PFC CS5 18I1708	25-Sep-18	14:21:17
10	10	180925M1_10	ST180925M1-9 PFC CS6 18I1709	25-Sep-18	14:31:55
11	11	180925M1_11	ST180925M1-10 PFC CS7 18I1710	25-Sep-18	14:42:27
12	12	180925M1_12	IPA	25-Sep-18	14:53:05
13	13	180925M1_13	ICV180925M1-1 PFC ICV 18I1711	25-Sep-18	15:03:38
14	14	180925M1_14	IPA	25-Sep-18	15:14:17

Vista Analytical Laboratory Q1

Dataset: Z:\Projects\PFAS.PRO\Results\180925M1\180925M1-CRV.qld

Last Altered: Wednesday, September 26, 2018 10:07:47 Pacific Daylight Time
Printed: Wednesday, September 26, 2018 10:24:15 Pacific Daylight Time

Method: Z:\Projects\PFAS.PRO\MethDB\PFAS_FULL_80C_092518.mdb 26 Sep 2018 09:51:35
Calibration: Z:\Projects\PFAS.PRO\CurveDB\C18_VAL-PFAS_Q4_09-25-18.cdb 26 Sep 2018 10:07:46

Compound name: PFBA
Correlation coefficient: r = 0.999966, r^2 = 0.999931
Calibration curve: 1.14427 * x + -0.0314006
Response type: Internal Std (Ref 36), Area * (IS Conc. / IS Area)
Curve type: Linear, Origin: Exclude, Weighting: 1/x, Axis trans: None

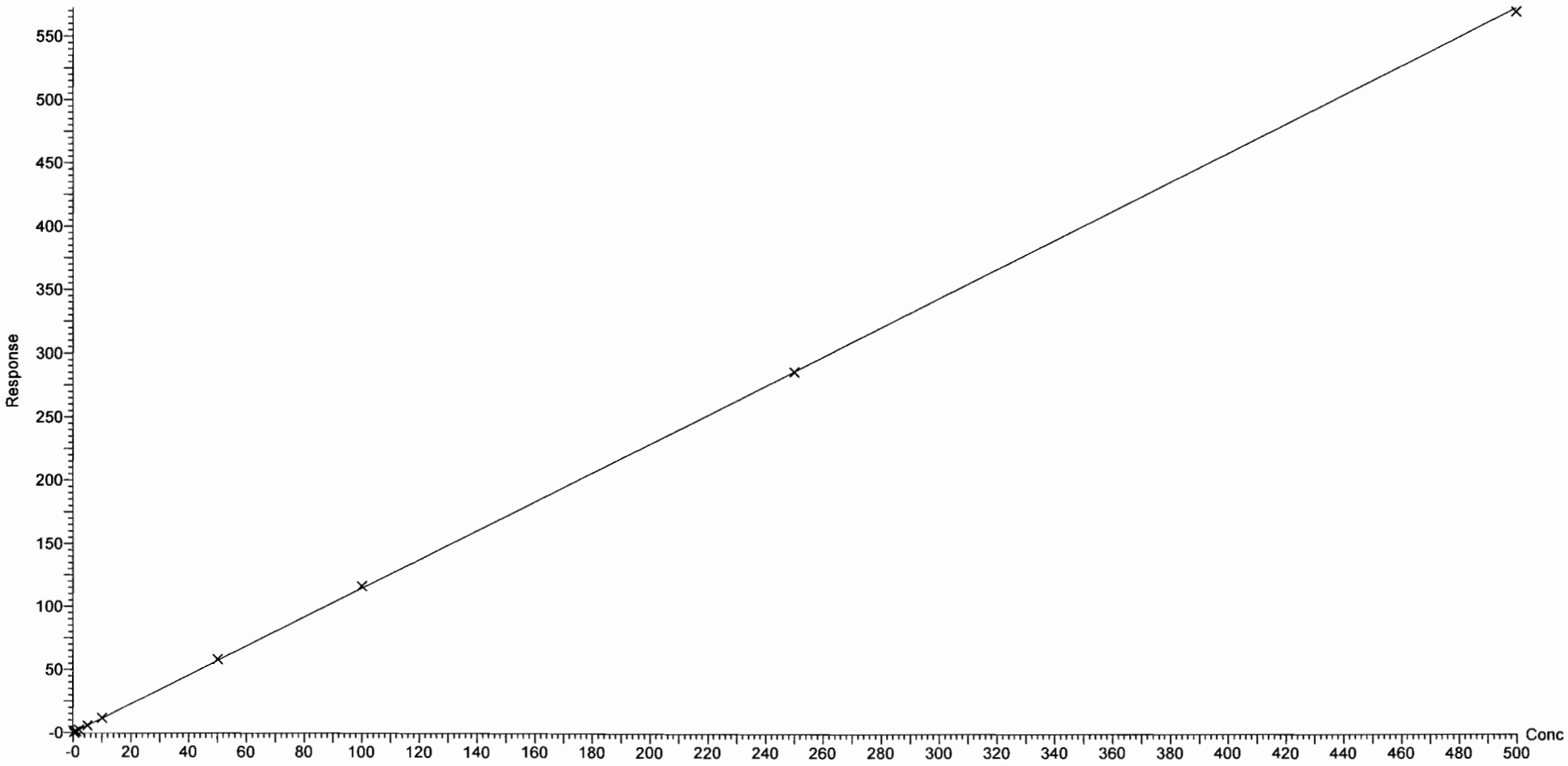

Dataset: Z:\Projects\PFAS.PRO\Results\180925M1\180925M1-CRV.qld

Last Altered: Wednesday, September 26, 2018 10:07:47 Pacific Daylight Time
Printed: Wednesday, September 26, 2018 10:24:15 Pacific Daylight Time

Compound name: PFPeA
Coefficient of Determination: R^2 = 0.999968
Calibration curve: -4.72857e-005 * x^2 + 1.01029 * x + 0.0185843
Response type: Internal Std (Ref 37), Area * (IS Conc. / IS Area)
Curve type: 2nd Order, Origin: Exclude, Weighting: 1/x, Axis trans: None

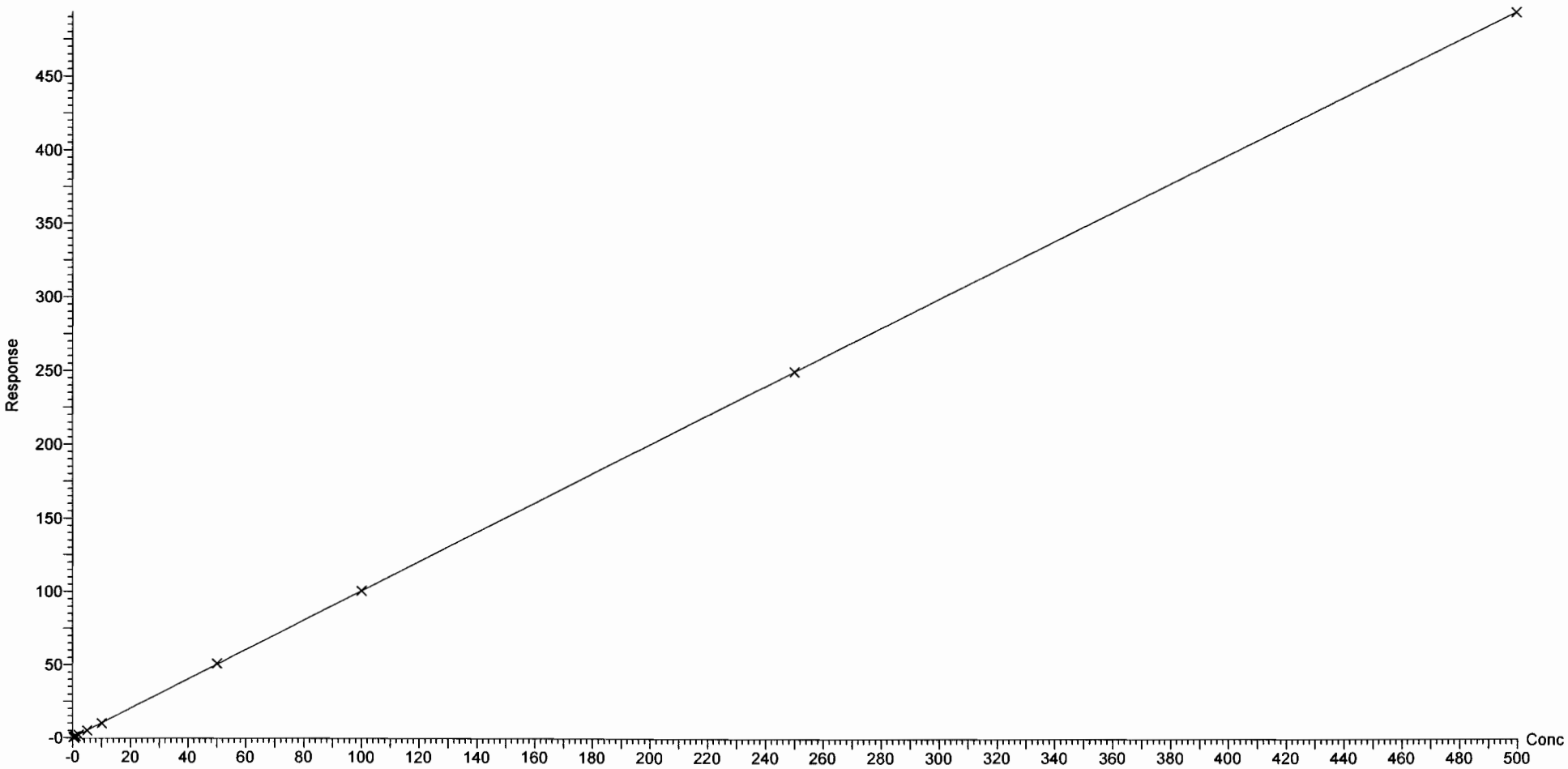

Vista Analytical Laboratory Q1

Dataset: Z:\Projects\PFAS.PRO\Results\180925M1\180925M1-CRV.qld

Last Altered: Wednesday, September 26, 2018 10:07:47 Pacific Daylight Time
Printed: Wednesday, September 26, 2018 10:24:15 Pacific Daylight Time

Compound name: PFBS
Coefficient of Determination: R^2 = 0.999938
Calibration curve: -2.47279e-005 * x^2 + 1.84961 * x + -0.0279465
Response type: Internal Std (Ref 38), Area * (IS Conc. / IS Area)
Curve type: 2nd Order, Origin: Exclude, Weighting: 1/x, Axis trans: None

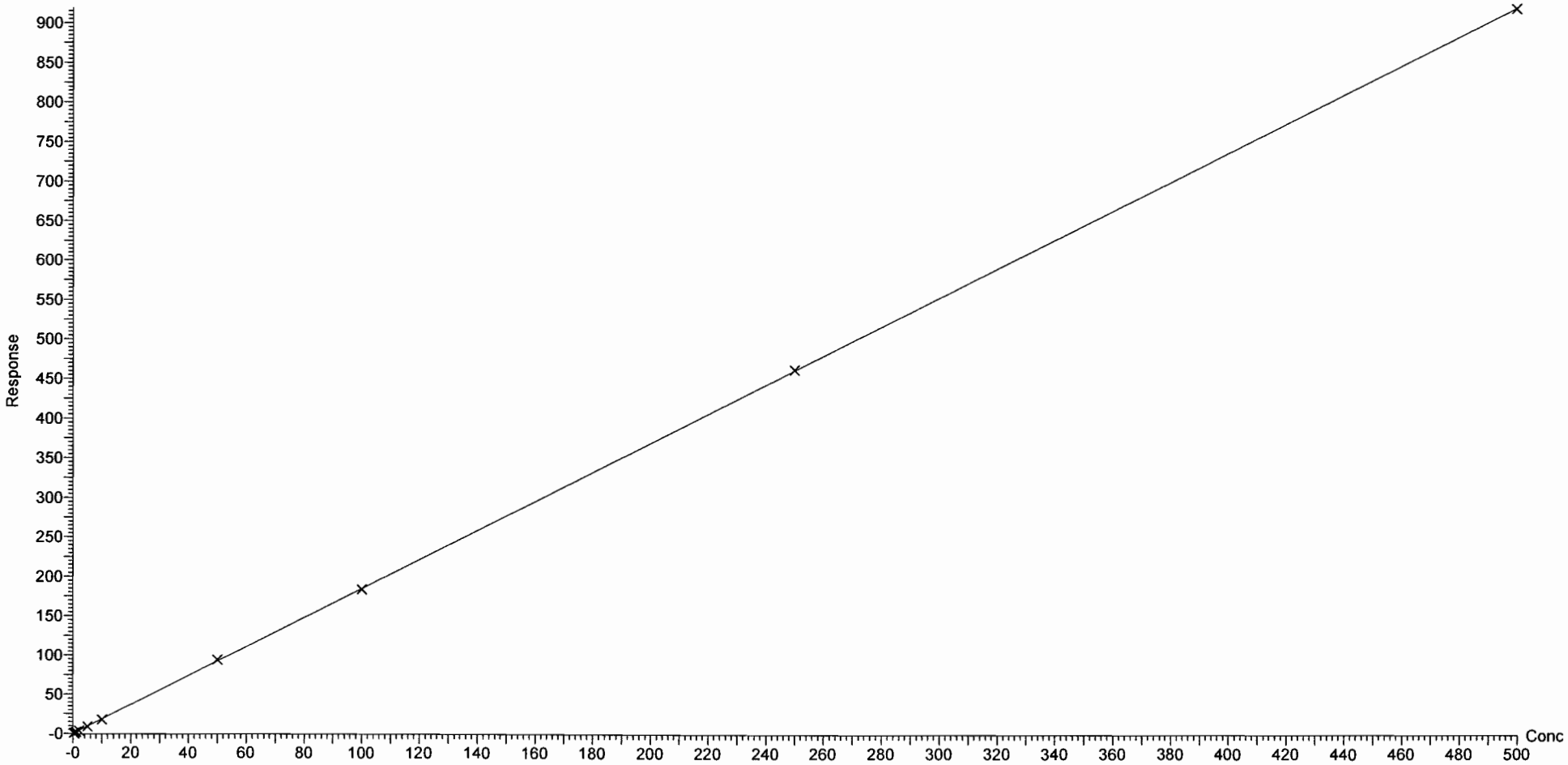

Vista Analytical Laboratory Q1

Dataset: Z:\Projects\PFAS.PRO\Results\180925M1\180925M1-CRV.qld

Last Altered: Wednesday, September 26, 2018 10:07:47 Pacific Daylight Time
Printed: Wednesday, September 26, 2018 10:24:15 Pacific Daylight Time

Compound name: 4:2 FTS
Coefficient of Determination: R^2 = 0.999022
Calibration curve: -0.00210845 * x^2 + 1.26787 * x + 0.0334478
Response type: Internal Std (Ref 39), Area * (IS Conc. / IS Area)
Curve type: 2nd Order, Origin: Exclude, Weighting: 1/x, Axis trans: None

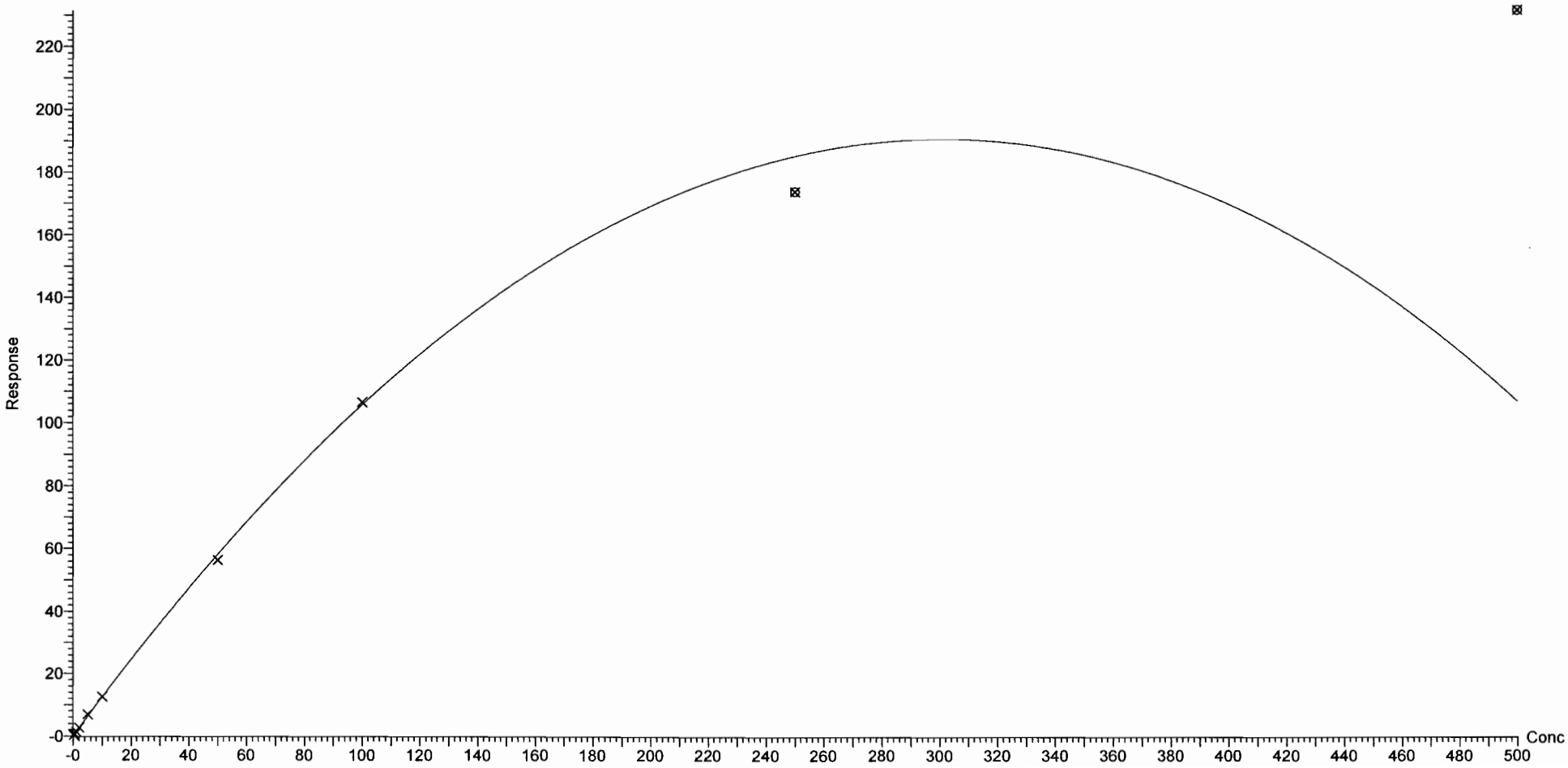

Dataset: Z:\Projects\PFAS.PRO\Results\180925M1\180925M1-CRV.qld

Last Altered: Wednesday, September 26, 2018 10:07:47 Pacific Daylight Time
Printed: Wednesday, September 26, 2018 10:24:15 Pacific Daylight Time

Compound name: PFHxA
Coefficient of Determination: R^2 = 0.999724
Calibration curve: -9.54512e-005 * x^2 + 0.962148 * x + 0.0245451
Response type: Internal Std (Ref 40), Area * (IS Conc. / IS Area)
Curve type: 2nd Order, Origin: Include, Weighting: 1/x, Axis trans: None

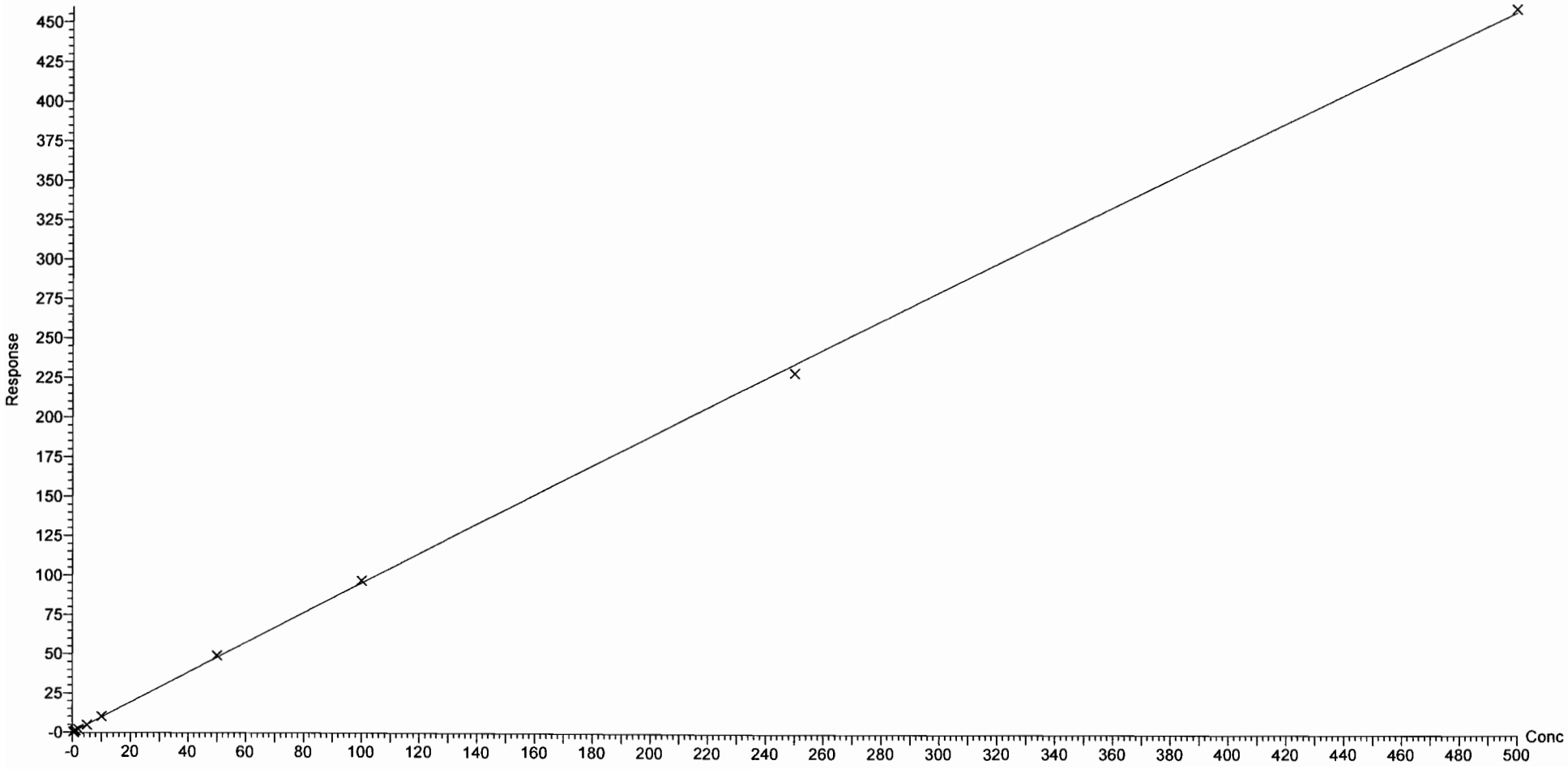

Dataset: Z:\Projects\PFAS.PRO\Results\180925M1\180925M1-CRV.qld

Last Altered: Wednesday, September 26, 2018 10:07:47 Pacific Daylight Time
Printed: Wednesday, September 26, 2018 10:24:15 Pacific Daylight Time

Compound name: PFPeS
Coefficient of Determination: R^2 = 0.999712
Calibration curve: -0.000163499 * x^2 + 1.5223 * x + -0.0823742
Response type: Internal Std (Ref 38), Area * (IS Conc. / IS Area)
Curve type: 2nd Order, Origin: Exclude, Weighting: 1/x, Axis trans: None

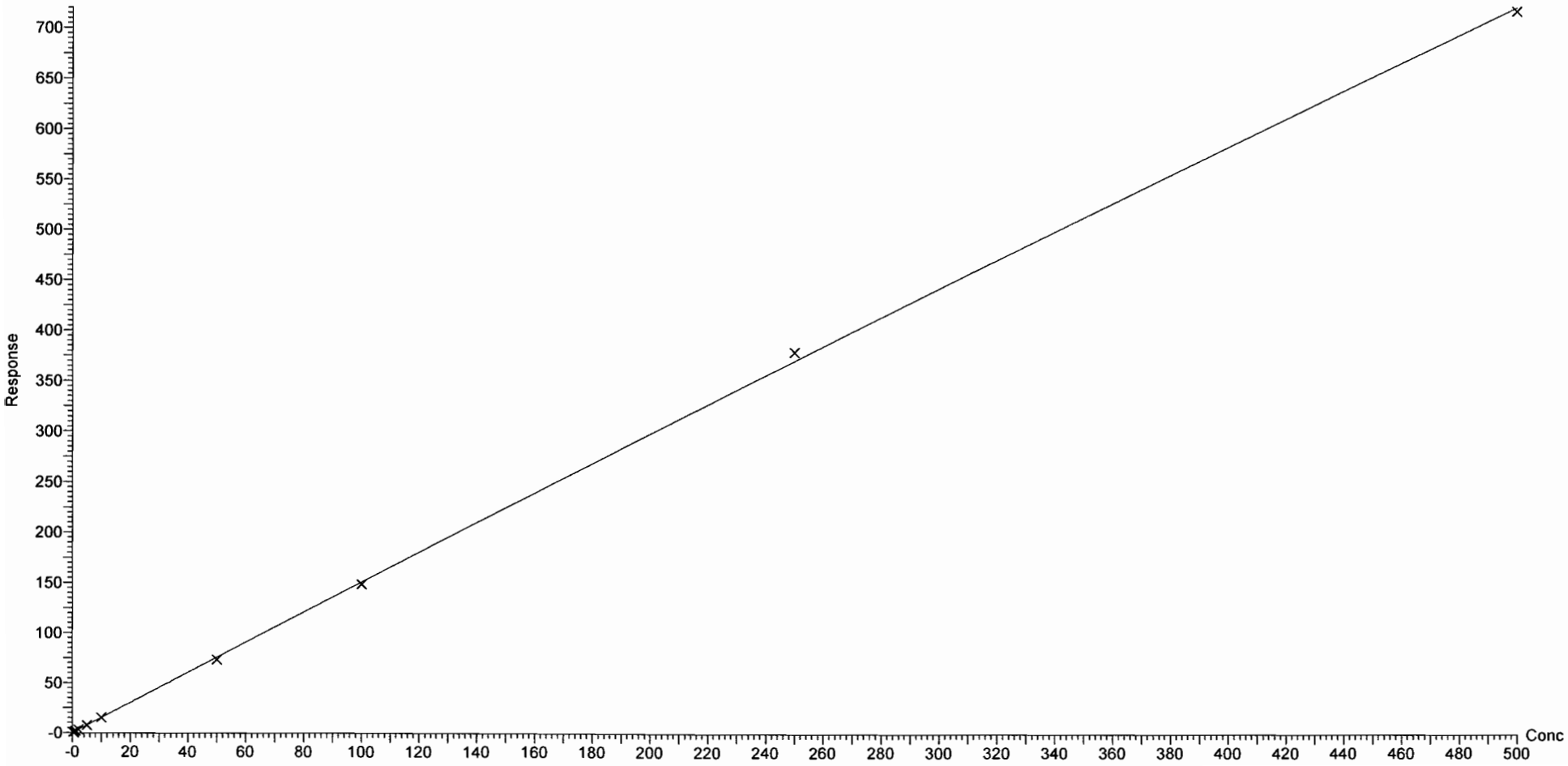

Dataset: Z:\Projects\PFAS.PRO\Results\180925M1\180925M1-CRV.qld

Last Altered: Wednesday, September 26, 2018 10:07:47 Pacific Daylight Time
Printed: Wednesday, September 26, 2018 10:24:15 Pacific Daylight Time

Compound name: PFHpA
Correlation coefficient: r = 0.999910, r^2 = 0.999821
Calibration curve: 1.15891 * x + 0.0330484
Response type: Internal Std (Ref 41), Area * (IS Conc. / IS Area)
Curve type: Linear, Origin: Exclude, Weighting: 1/x, Axis trans: None

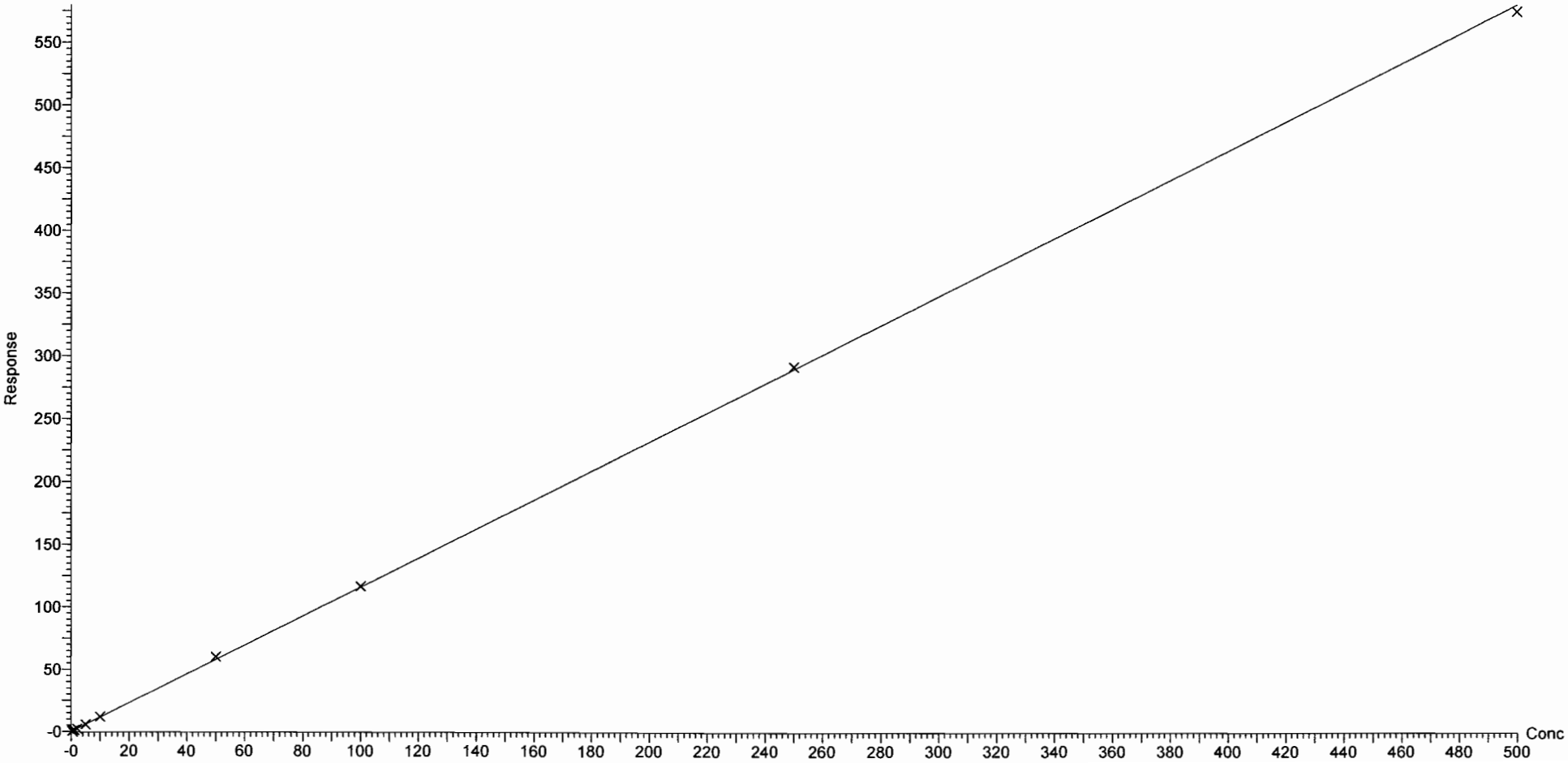

Dataset: Z:\Projects\PFAS.PRO\Results\180925M1\180925M1-CRV.qld

Last Altered: Wednesday, September 26, 2018 10:07:47 Pacific Daylight Time
Printed: Wednesday, September 26, 2018 10:24:15 Pacific Daylight Time

Compound name: L-PFHxS
Coefficient of Determination: R^2 = 0.999779
Calibration curve: 0.000119815 * x^2 + 1.78607 * x + 0.000196509
Response type: Internal Std (Ref 42), Area * (IS Conc. / IS Area)
Curve type: 2nd Order, Origin: Include, Weighting: 1/x, Axis trans: None

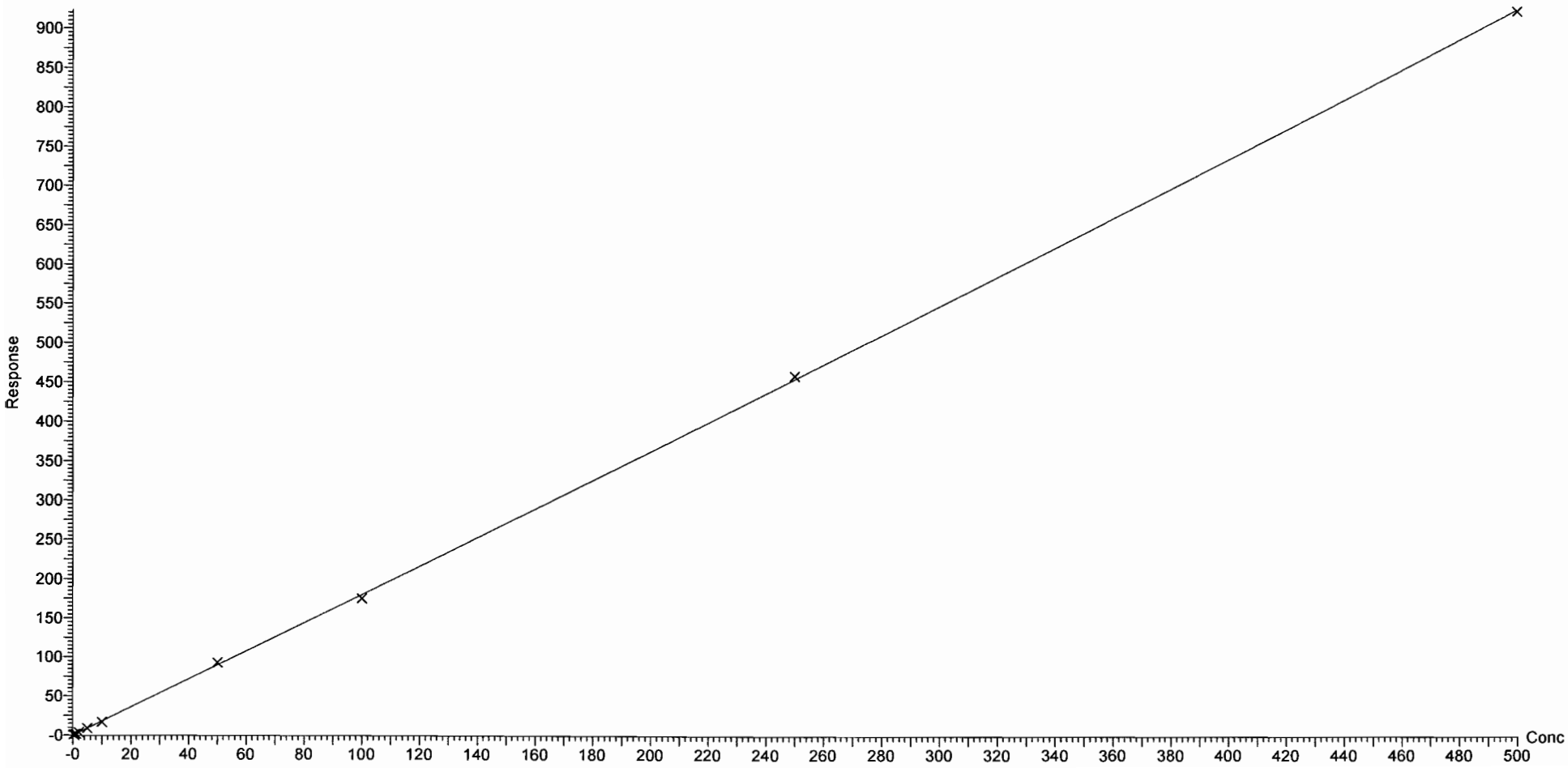

Dataset: Z:\Projects\PFAS.PRO\Results\180925M1\180925M1-CRV.qld

Last Altered: Wednesday, September 26, 2018 10:07:47 Pacific Daylight Time
Printed: Wednesday, September 26, 2018 10:24:15 Pacific Daylight Time

Compound name: 6:2 FTS
Coefficient of Determination: R^2 = 0.997399
Calibration curve: -0.00344782 * x^2 + 1.43792 * x + 0.0379507
Response type: Internal Std (Ref 43), Area * (IS Conc. / IS Area)
Curve type: 2nd Order, Origin: Include, Weighting: 1/x, Axis trans: None

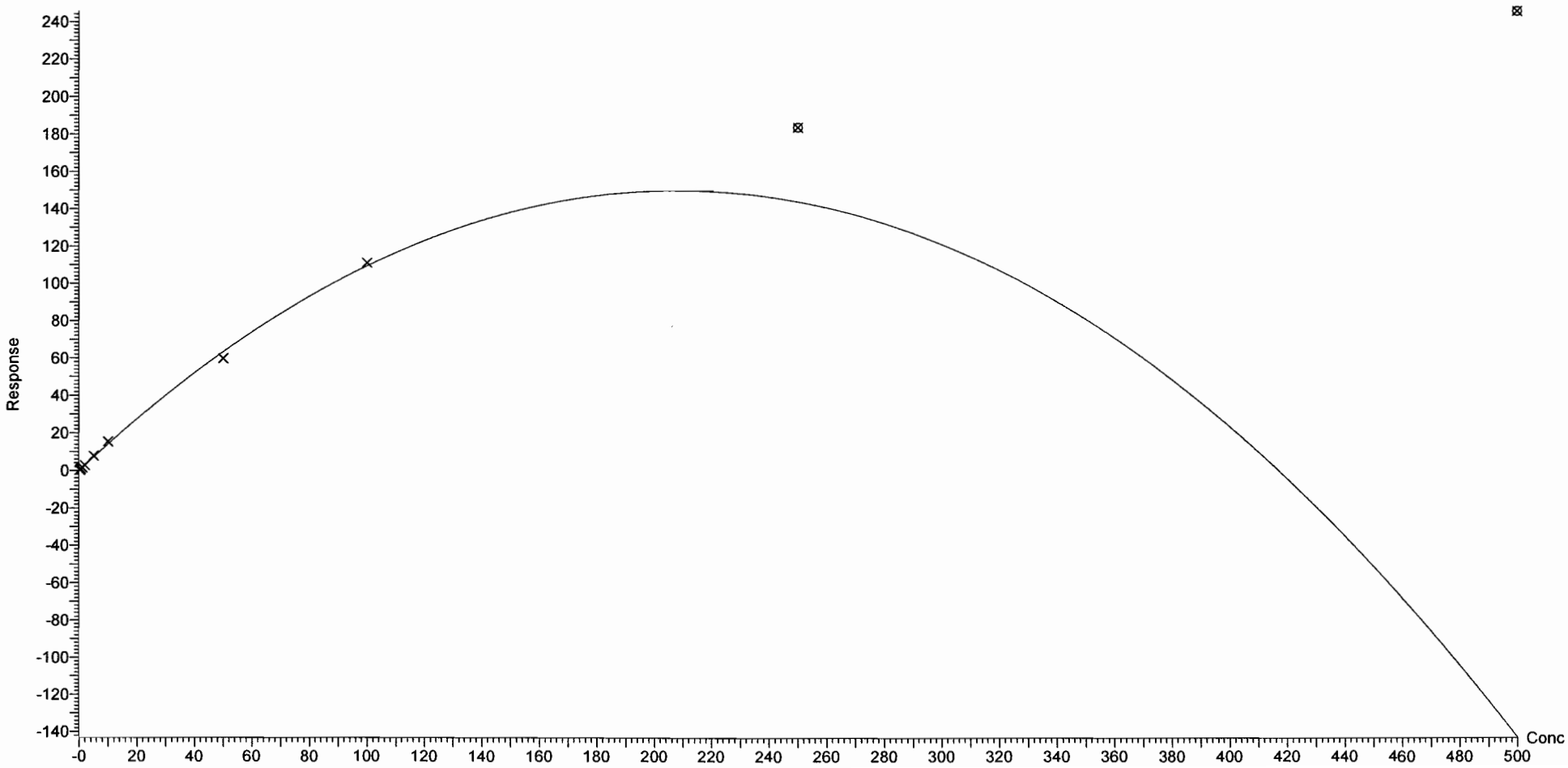

Dataset: Z:\Projects\PFAS.PRO\Results\180925M1\180925M1-CRV.qld

Last Altered: Wednesday, September 26, 2018 10:07:47 Pacific Daylight Time
Printed: Wednesday, September 26, 2018 10:24:15 Pacific Daylight Time

Compound name: L-PFOA
Coefficient of Determination: R^2 = 0.999882
Calibration curve: -0.000220449 * x^2 + 1.7024 * x + 0.0767136
Response type: Internal Std (Ref 44), Area * (IS Conc. / IS Area)
Curve type: 2nd Order, Origin: Exclude, Weighting: 1/x, Axis trans: None

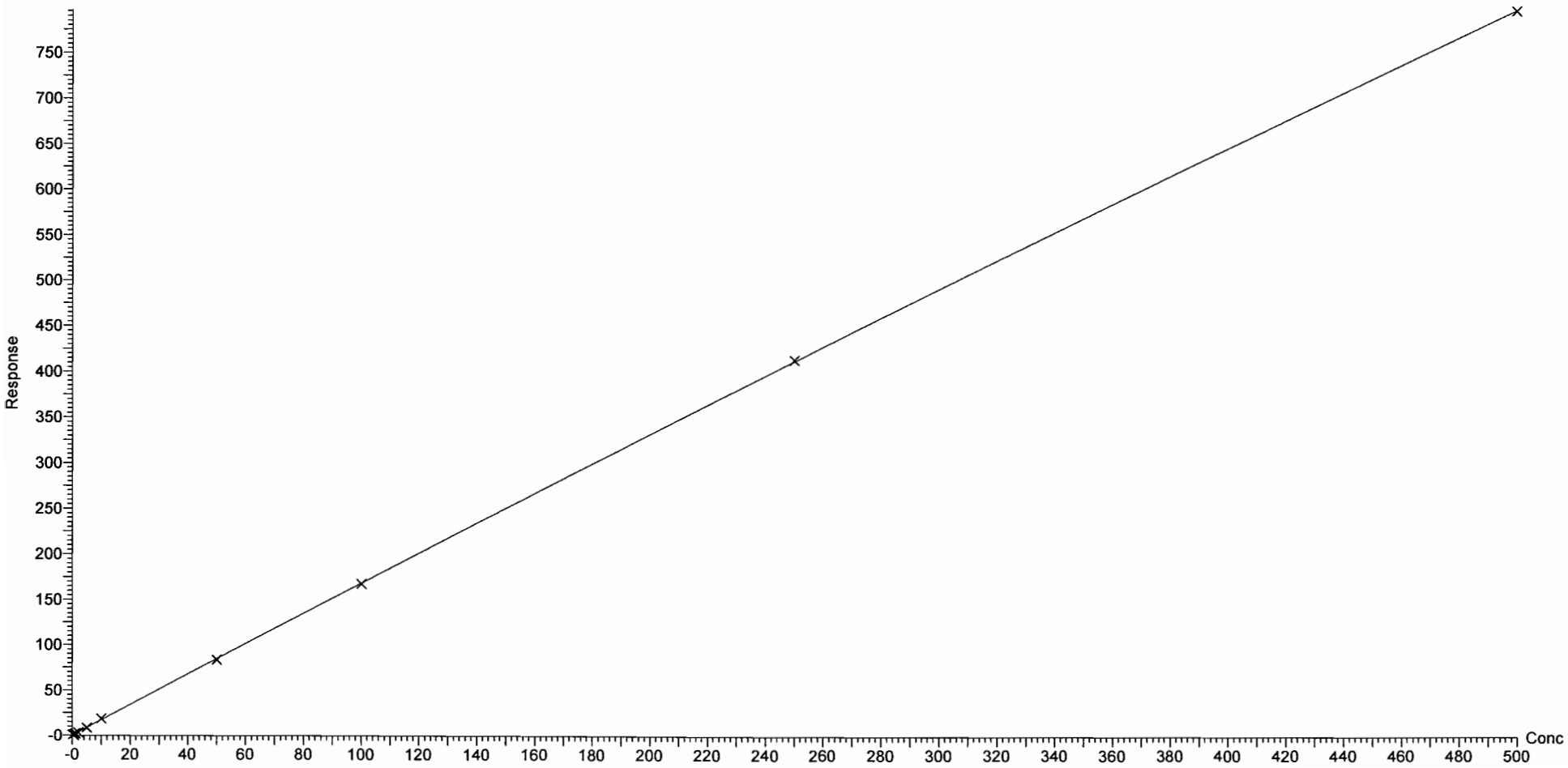

Dataset: Z:\Projects\PFAS.PRO\Results\180925M1\180925M1-CRV.qld

Last Altered: Wednesday, September 26, 2018 10:07:47 Pacific Daylight Time
Printed: Wednesday, September 26, 2018 10:24:15 Pacific Daylight Time

Compound name: PFHpS
Coefficient of Determination: R^2 = 0.999917
Calibration curve: -2.94866e-005 * x^2 + 0.854814 * x + -0.0675202
Response type: Internal Std (Ref 47), Area * (IS Conc. / IS Area)
Curve type: 2nd Order, Origin: Exclude, Weighting: 1/x, Axis trans: None

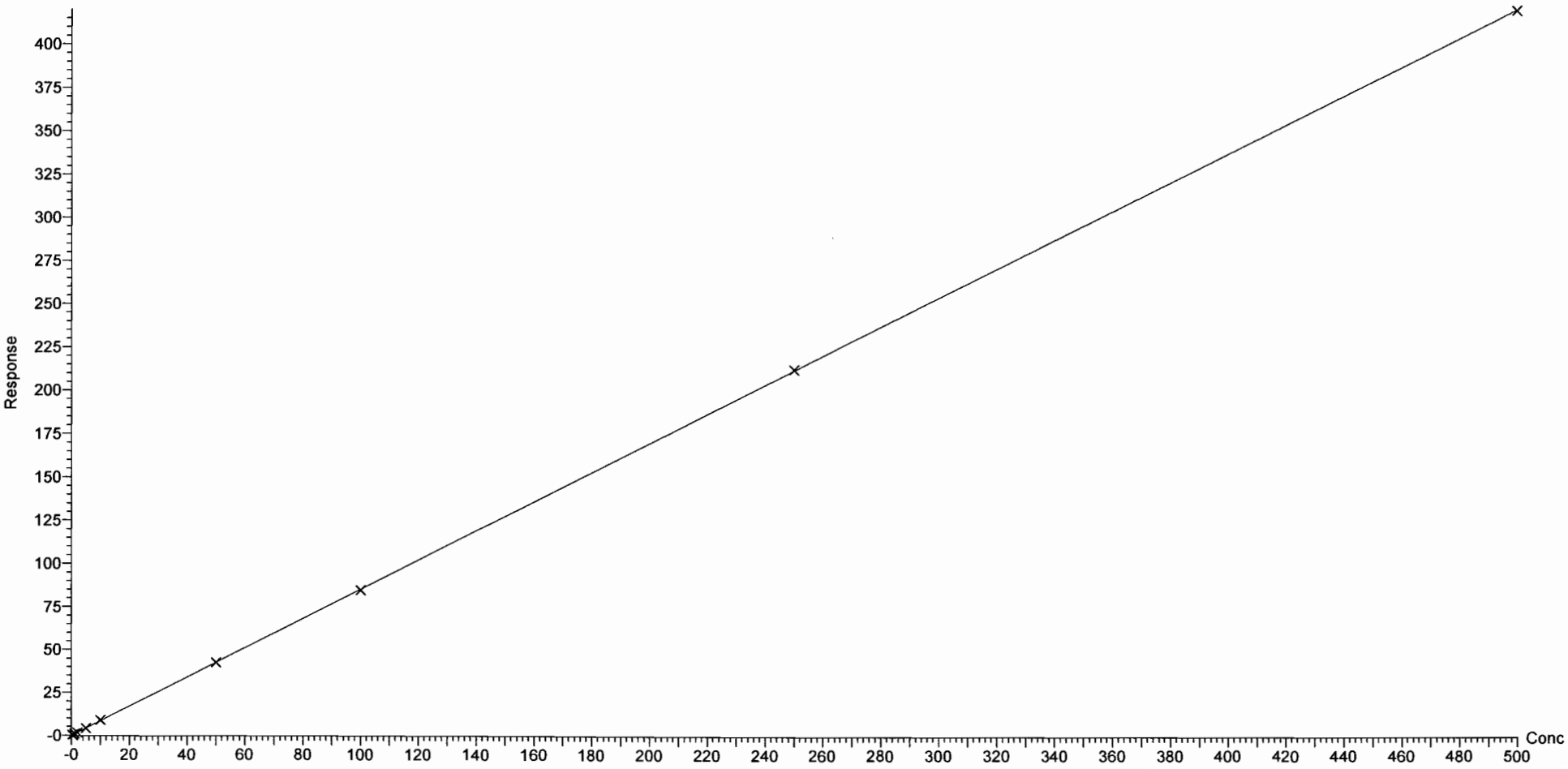

Dataset: Z:\Projects\PFAS.PRO\Results\180925M1\180925M1-CRV.qld

Last Altered: Wednesday, September 26, 2018 10:07:47 Pacific Daylight Time
Printed: Wednesday, September 26, 2018 10:24:15 Pacific Daylight Time

Compound name: PFNA
Coefficient of Determination: R^2 = 0.999750
Calibration curve: -4.00617e-005 * x^2 + 1.03532 * x + 0.00482526
Response type: Internal Std (Ref 45), Area * (IS Conc. / IS Area)
Curve type: 2nd Order, Origin: Exclude, Weighting: 1/x, Axis trans: None

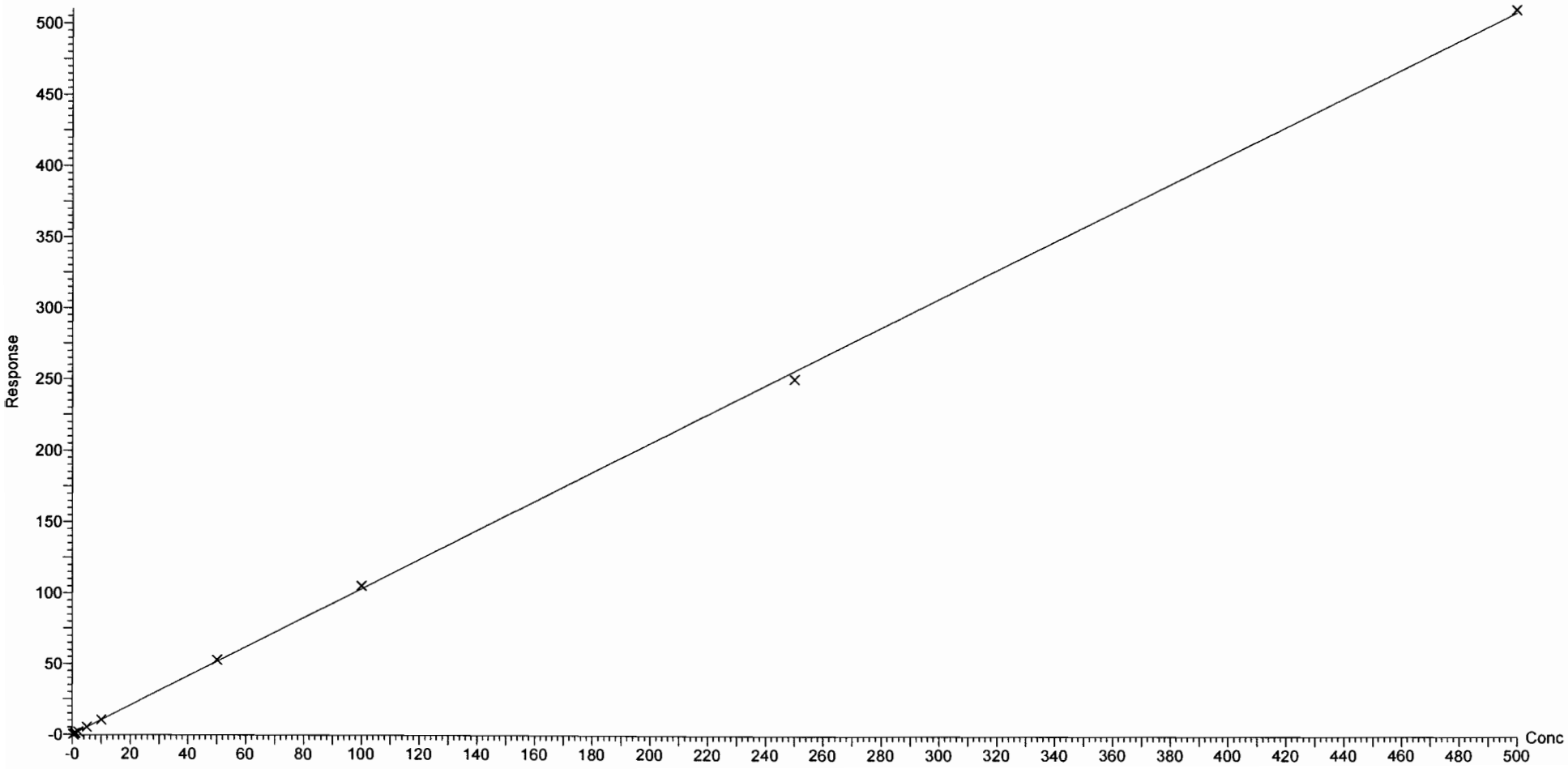

Dataset: Z:\Projects\PFAS.PRO\Results\180925M1\180925M1-CRV.qld

Last Altered: Wednesday, September 26, 2018 10:07:47 Pacific Daylight Time
Printed: Wednesday, September 26, 2018 10:24:15 Pacific Daylight Time

Compound name: PFOSA
Coefficient of Determination: R^2 = 0.999620
Calibration curve: 3.04905e-005 * x^2 + 1.02536 * x + 0.03053
Response type: Internal Std (Ref 46), Area * (IS Conc. / IS Area)
Curve type: 2nd Order, Origin: Exclude, Weighting: 1/x, Axis trans: None

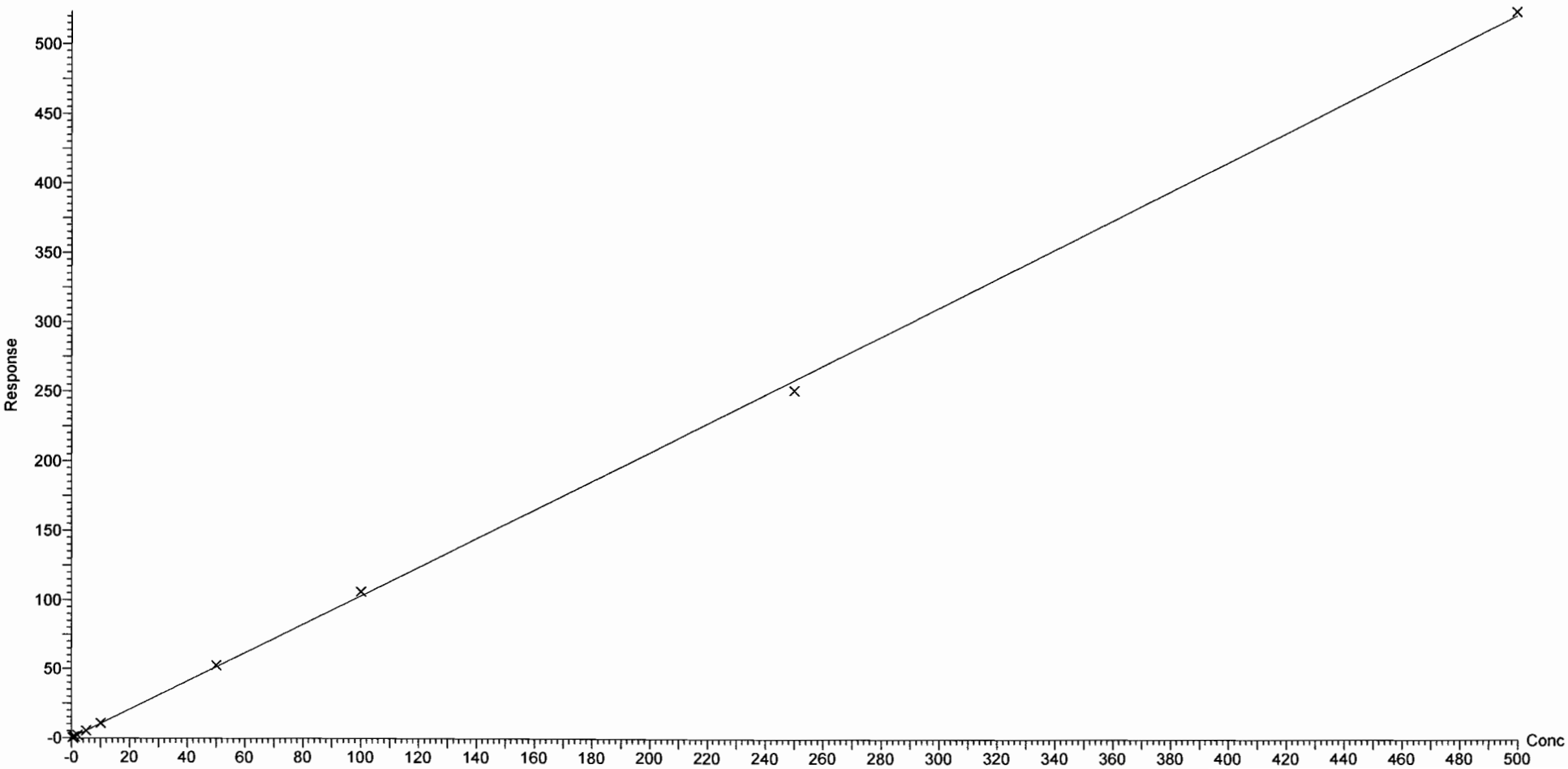

Dataset: Z:\Projects\PFAS.PRO\Results\180925M1\180925M1-CRV.qld

Last Altered: Wednesday, September 26, 2018 10:07:47 Pacific Daylight Time
Printed: Wednesday, September 26, 2018 10:24:15 Pacific Daylight Time

Compound name: L-PFOS
Coefficient of Determination: R^2 = 0.999906
Calibration curve: 6.92575e-005 * x^2 + 0.994626 * x + -0.036505
Response type: Internal Std (Ref 47), Area * (IS Conc. / IS Area)
Curve type: 2nd Order, Origin: Include, Weighting: 1/x, Axis trans: None

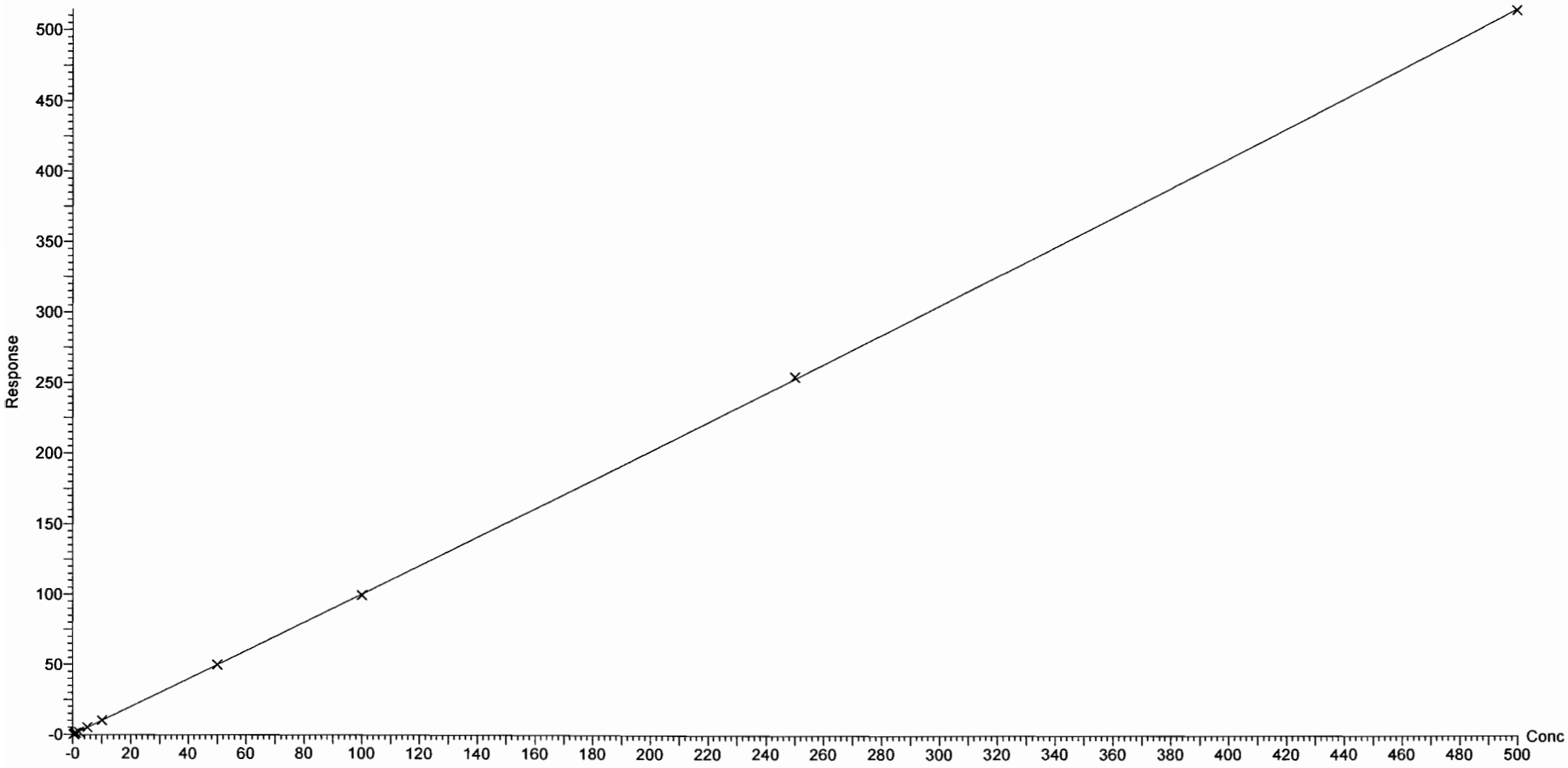

Dataset: Z:\Projects\PFAS.PRO\Results\180925M1\180925M1-CRV.qld

Last Altered: Wednesday, September 26, 2018 10:07:47 Pacific Daylight Time
Printed: Wednesday, September 26, 2018 10:24:15 Pacific Daylight Time

Compound name: PFDA
Coefficient of Determination: R^2 = 0.999839
Calibration curve: -0.000354116 * x^2 + 1.2565 * x + -0.0211368
Response type: Internal Std (Ref 48), Area * (IS Conc. / IS Area)
Curve type: 2nd Order, Origin: Exclude, Weighting: 1/x, Axis trans: None

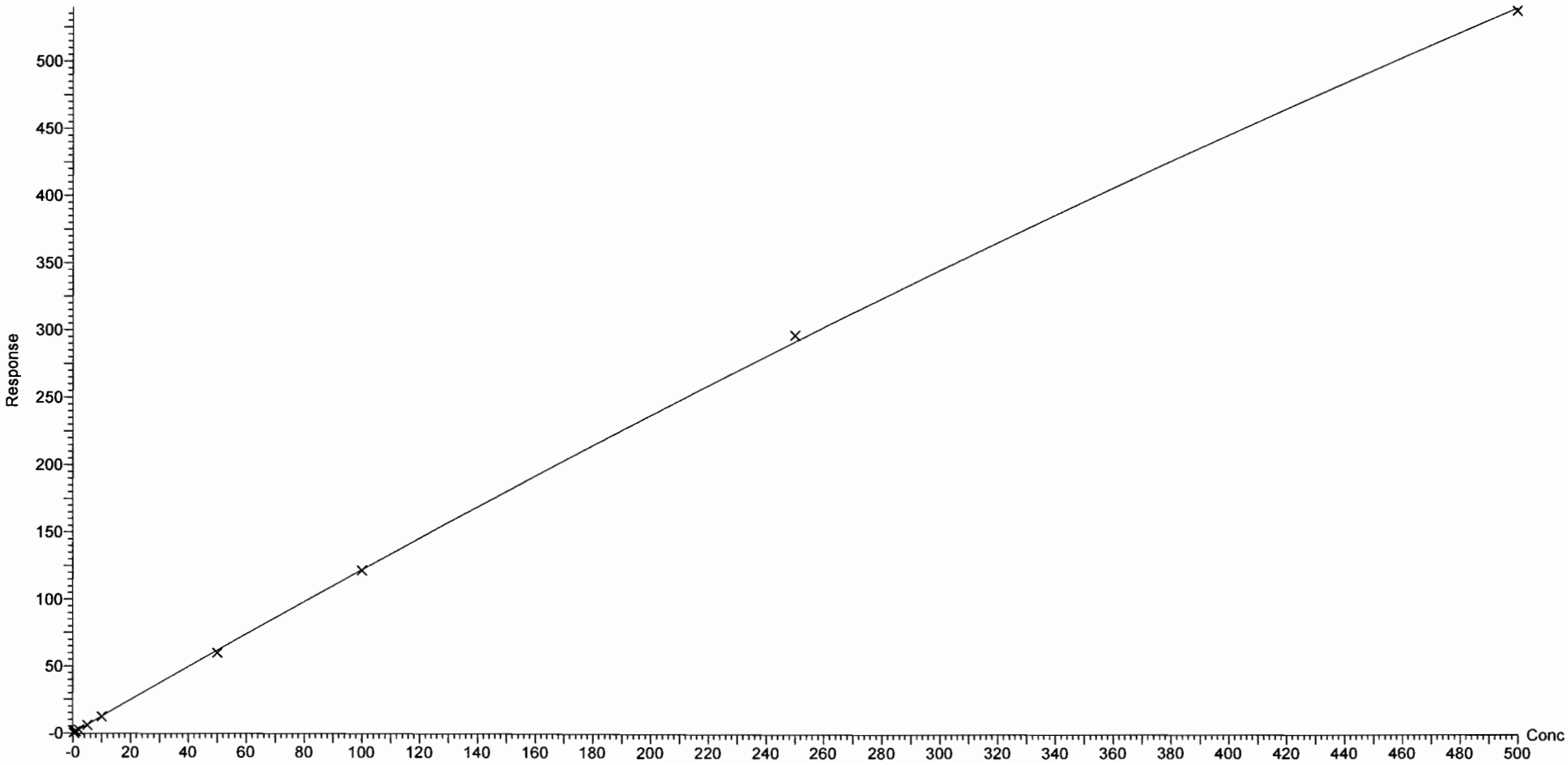

Dataset: Z:\Projects\PFAS.PRO\Results\180925M1\180925M1-CRV.qld

Last Altered: Wednesday, September 26, 2018 10:07:47 Pacific Daylight Time
Printed: Wednesday, September 26, 2018 10:24:15 Pacific Daylight Time

Compound name: 8:2 FTS
Coefficient of Determination: R^2 = 0.999584
Calibration curve: -0.00402535 * x^2 + 1.5634 * x + 0.125174
Response type: Internal Std (Ref 49), Area * (IS Conc. / IS Area)
Curve type: 2nd Order, Origin: Exclude, Weighting: 1/x, Axis trans: None

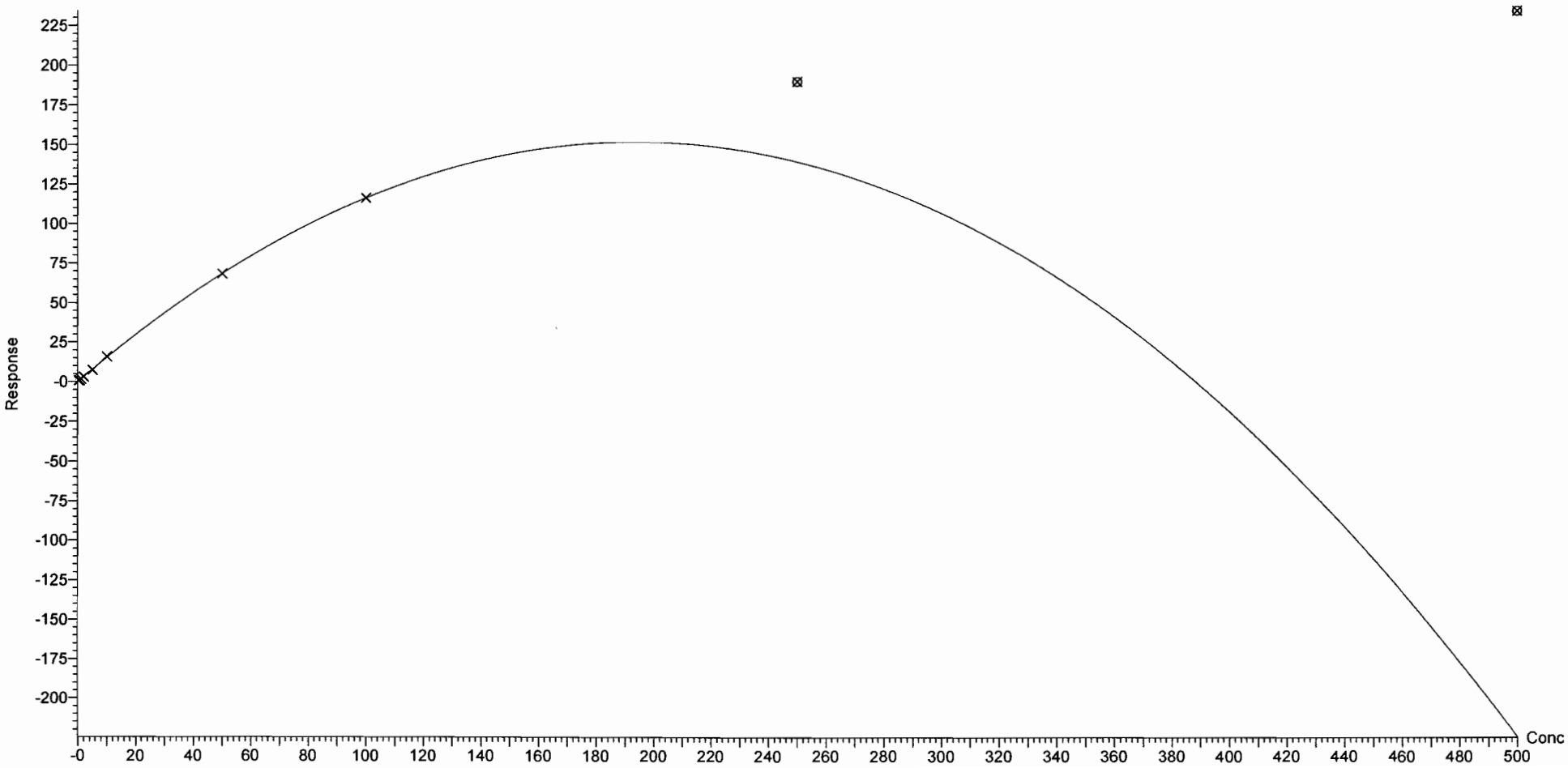

Dataset: Z:\Projects\PFAS.PRO\Results\180925M1\180925M1-CRV.qld

Last Altered: Wednesday, September 26, 2018 10:07:47 Pacific Daylight Time
Printed: Wednesday, September 26, 2018 10:24:15 Pacific Daylight Time

Compound name: PFNS
Coefficient of Determination: R^2 = 0.999888
Calibration curve: -5.99042e-005 * x^2 + 0.744036 * x + -0.0344202
Response type: Internal Std (Ref 47), Area * (IS Conc. / IS Area)
Curve type: 2nd Order, Origin: Exclude, Weighting: 1/x, Axis trans: None

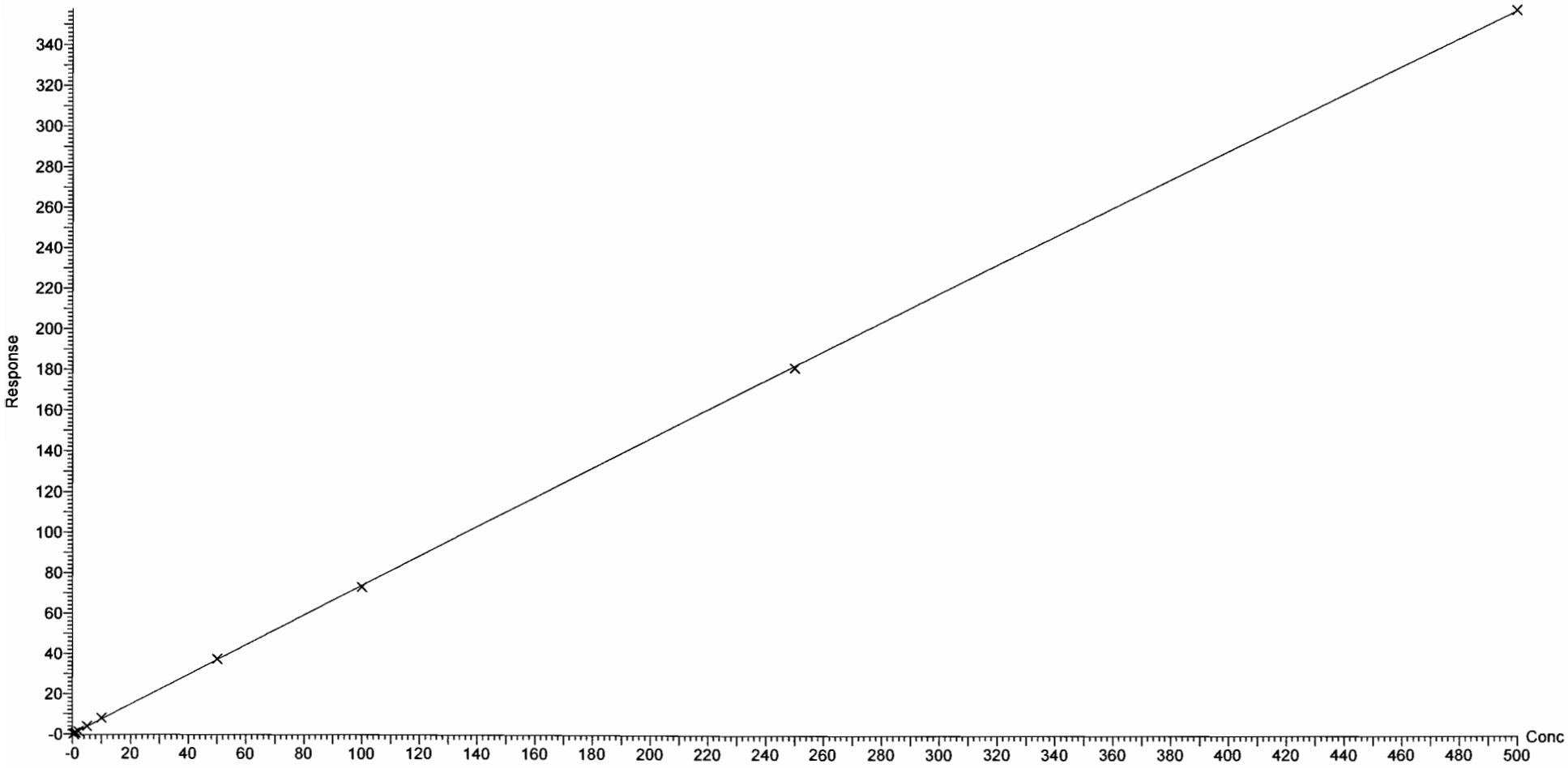

Dataset: Z:\Projects\PFAS.PRO\Results\180925M1\180925M1-CRV.qld

Last Altered: Wednesday, September 26, 2018 10:07:47 Pacific Daylight Time
Printed: Wednesday, September 26, 2018 10:24:15 Pacific Daylight Time

Compound name: L-MeFOSAA
Coefficient of Determination: R^2 = 0.999393
Calibration curve: -0.000227345 * x^2 + 1.45748 * x + -0.0145695
Response type: Internal Std (Ref 50), Area * (IS Conc. / IS Area)
Curve type: 2nd Order, Origin: Include, Weighting: 1/x, Axis trans: None

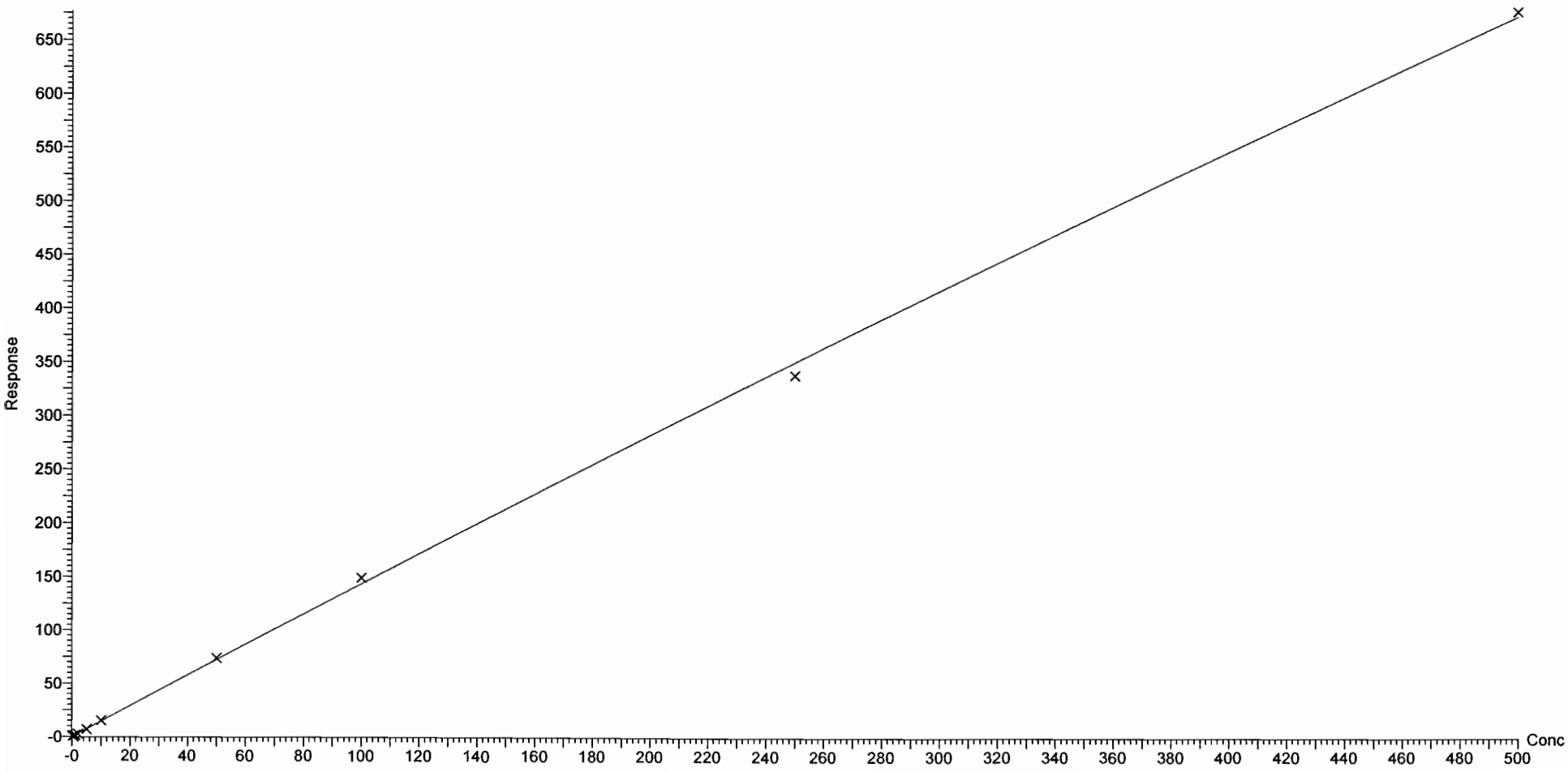

Dataset: Z:\Projects\PFAS.PRO\Results\180925M1\180925M1-CRV.qld

Last Altered: Wednesday, September 26, 2018 10:07:47 Pacific Daylight Time
Printed: Wednesday, September 26, 2018 10:24:15 Pacific Daylight Time

Compound name: L-EtFOSAA
Coefficient of Determination: R^2 = 0.999821
Calibration curve: -0.000106435 * x^2 + 1.06425 * x + -0.028379
Response type: Internal Std (Ref 52), Area * (IS Conc. / IS Area)
Curve type: 2nd Order, Origin: Exclude, Weighting: 1/x, Axis trans: None

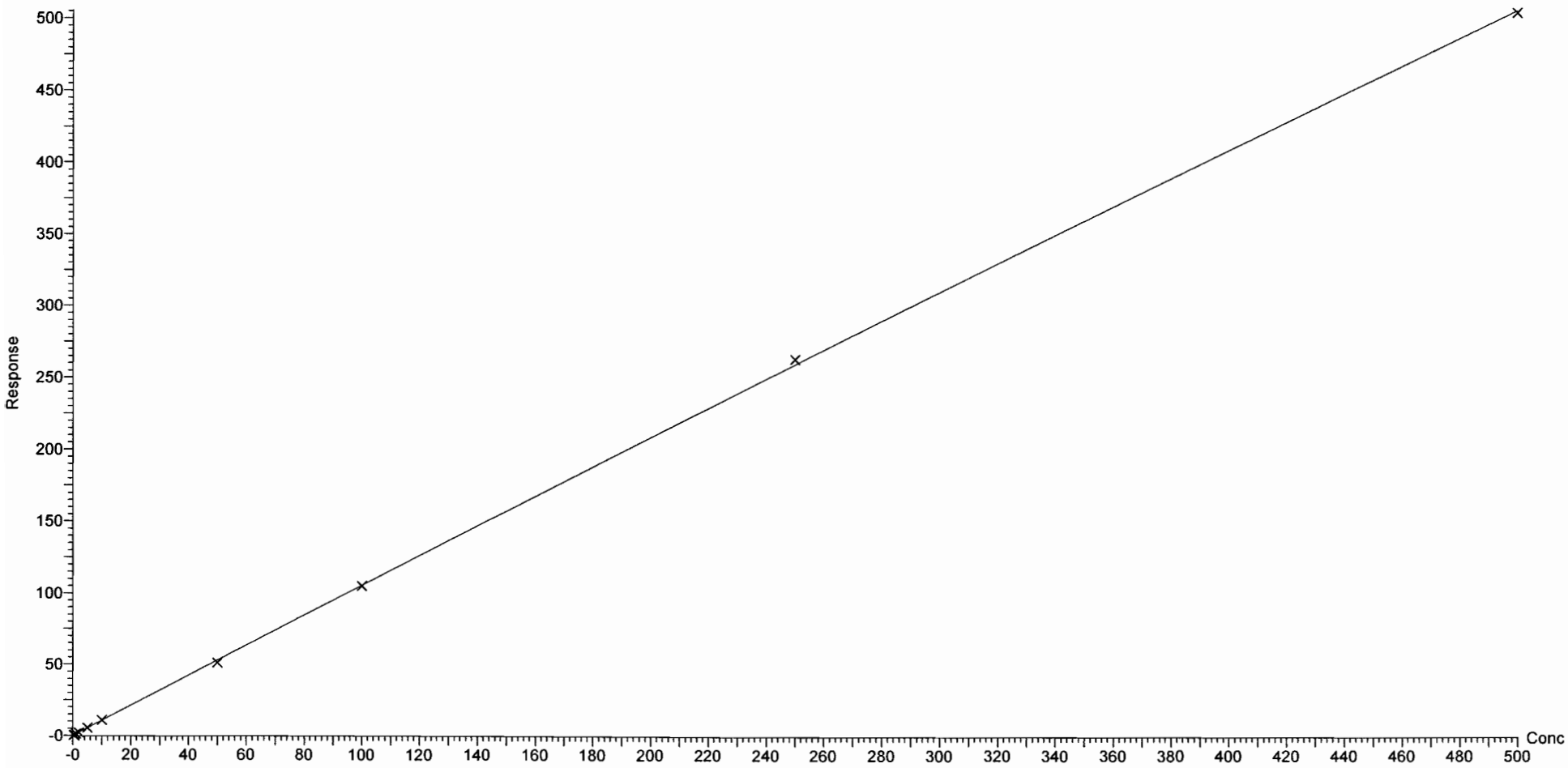

Dataset: Z:\Projects\PFAS.PRO\Results\180925M1\180925M1-CRV.qld

Last Altered: Wednesday, September 26, 2018 10:07:47 Pacific Daylight Time
Printed: Wednesday, September 26, 2018 10:24:43 Pacific Daylight Time

Method: Z:\Projects\PFAS.PRO\MethDB\PFAS_FULL_80C_092518.mdb 26 Sep 2018 09:51:35
Calibration: Z:\Projects\PFAS.PRO\CurveDB\C18_VAL-PFAS_Q4_09-25-18.cdb 26 Sep 2018 10:07:46

Compound name: PFUdA
Coefficient of Determination: R^2 = 0.999898
Calibration curve: -0.000243787 * x^2 + 1.0043 * x + 0.0267282
Response type: Internal Std (Ref 51), Area * (IS Conc. / IS Area)
Curve type: 2nd Order, Origin: Exclude, Weighting: 1/x, Axis trans: None

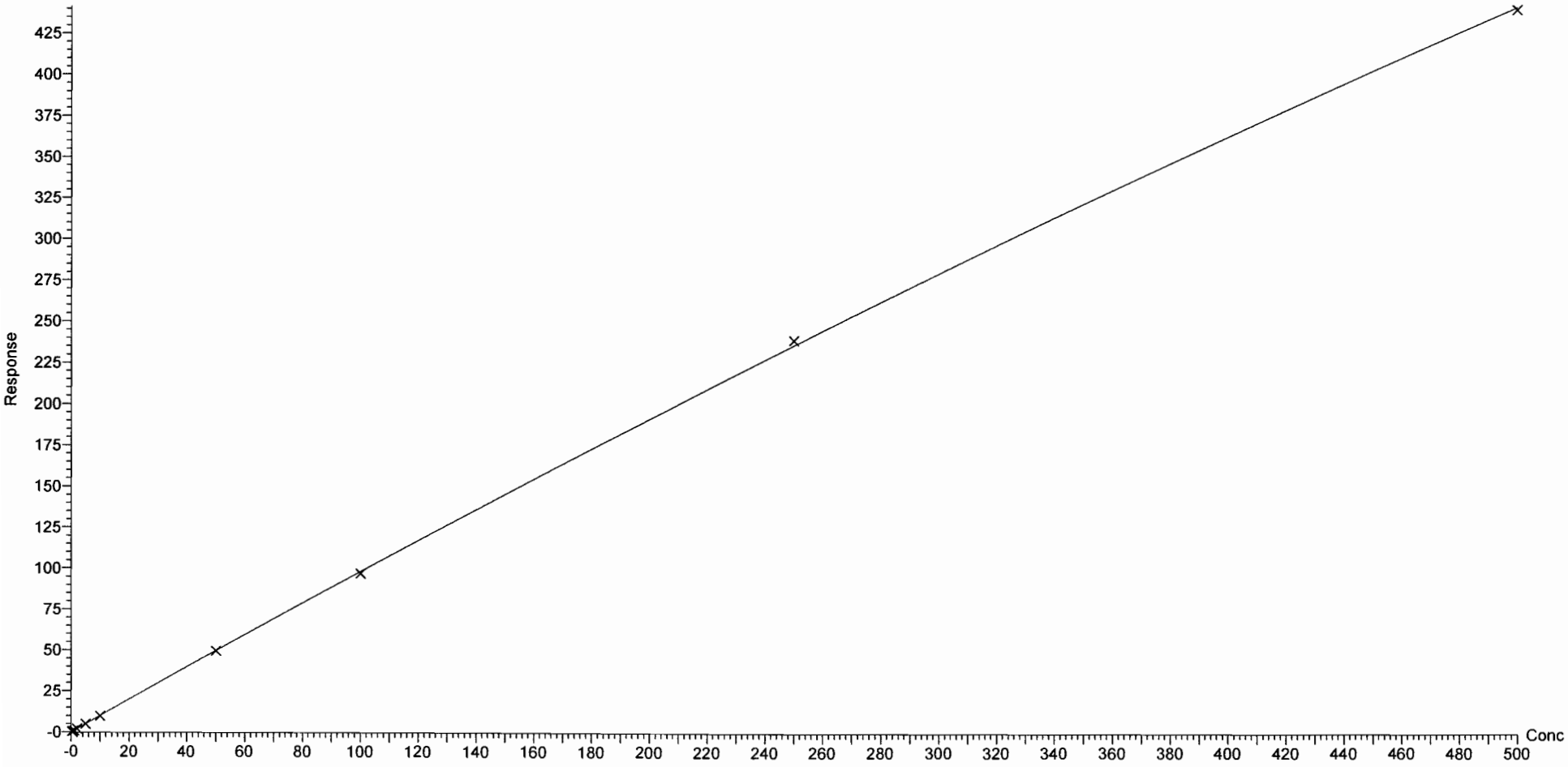

Vista Analytical Laboratory Q1

Dataset: Z:\Projects\PFAS.PRO\Results\180925M1\180925M1-CRV.qld

Last Altered: Wednesday, September 26, 2018 10:07:47 Pacific Daylight Time
Printed: Wednesday, September 26, 2018 10:24:43 Pacific Daylight Time

Compound name: PFDS
Coefficient of Determination: R^2 = 0.999646
Calibration curve: -2.62966e-005 * x^2 + 1.01765 * x + 0.0300941
Response type: Internal Std (Ref 47), Area * (IS Conc. / IS Area)
Curve type: 2nd Order, Origin: Exclude, Weighting: 1/x, Axis trans: None

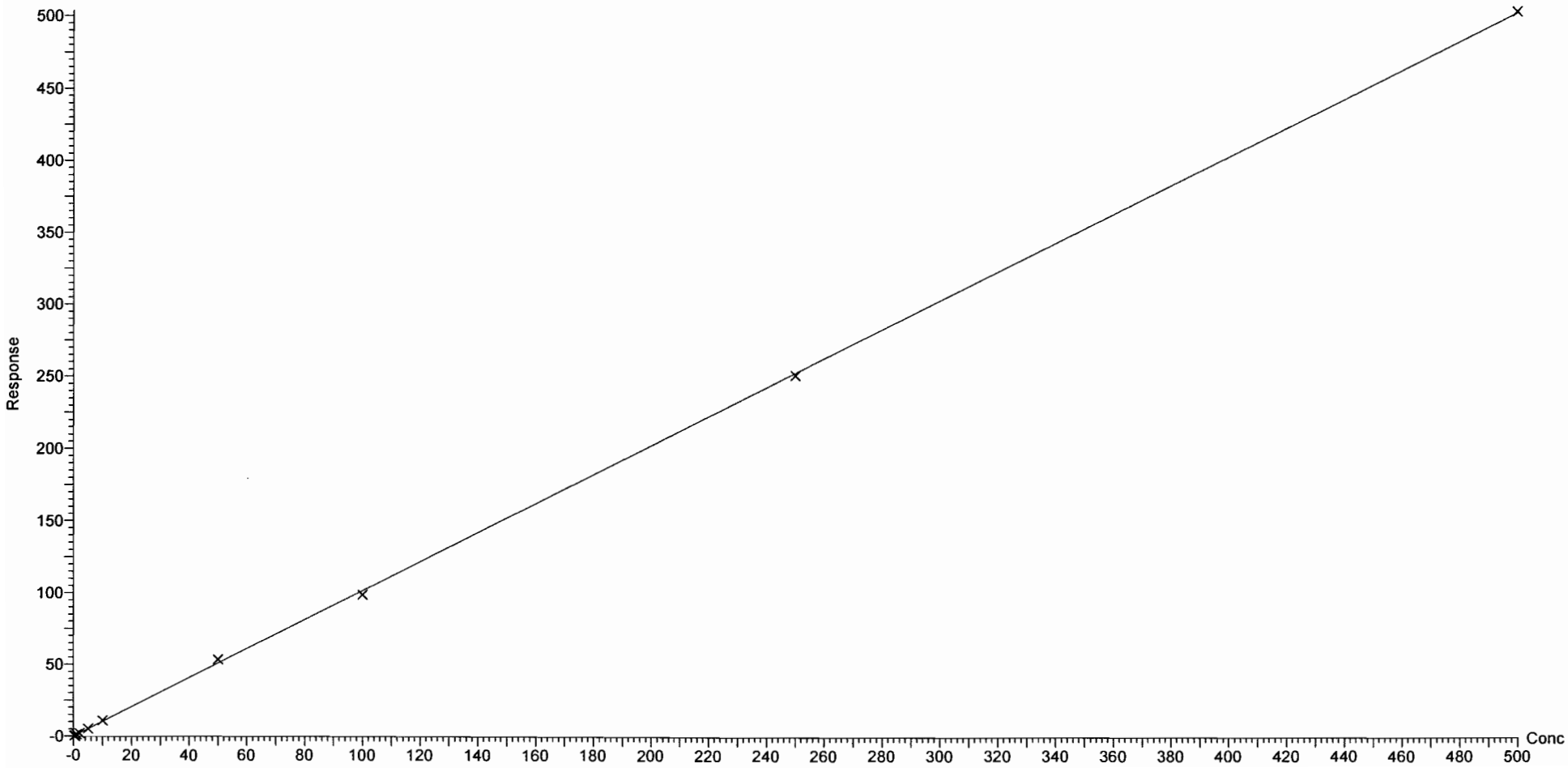

Dataset: Z:\Projects\PFAS.PRO\Results\180925M1\180925M1-CRV.qld

Last Altered: Wednesday, September 26, 2018 10:07:47 Pacific Daylight Time
Printed: Wednesday, September 26, 2018 10:24:43 Pacific Daylight Time

Compound name: PFDoA
Coefficient of Determination: R^2 = 0.999641
Calibration curve: -0.000243511 * x^2 + 1.25832 * x + 0.149787
Response type: Internal Std (Ref 53), Area * (IS Conc. / IS Area)
Curve type: 2nd Order, Origin: Exclude, Weighting: 1/x, Axis trans: None

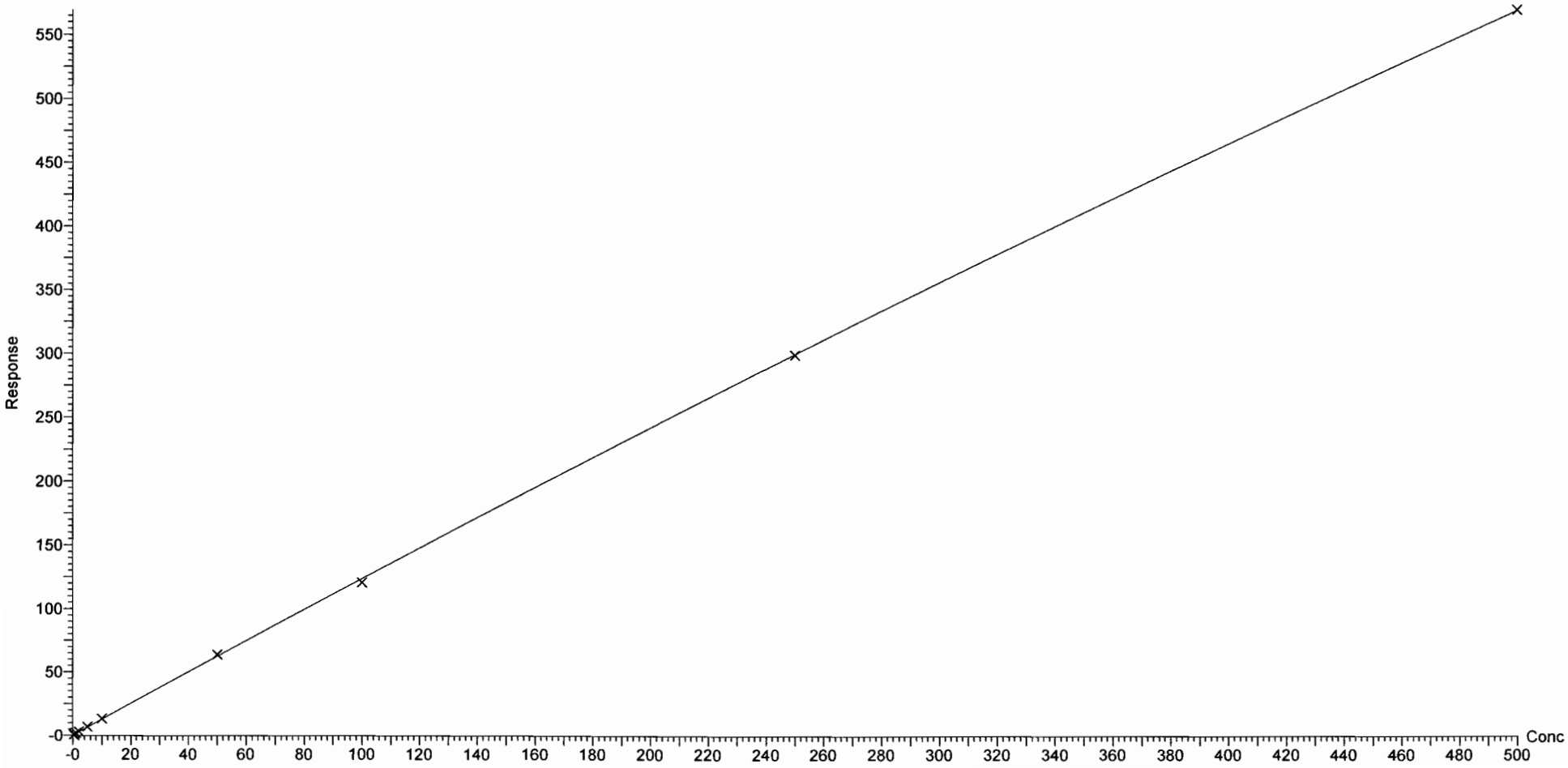

Vista Analytical Laboratory Q1

Dataset: Z:\Projects\PFAS.PRO\Results\180925M1\180925M1-CRV.qld

Last Altered: Wednesday, September 26, 2018 10:07:47 Pacific Daylight Time
Printed: Wednesday, September 26, 2018 10:24:43 Pacific Daylight Time

Compound name: N-MeFOSA
Coefficient of Determination: R^2 = 0.999828
Calibration curve: -6.94019e-005 * x^2 + 0.928888 * x + 0.13323
Response type: Internal Std (Ref 54), Area * (IS Conc. / IS Area)
Curve type: 2nd Order, Origin: Include, Weighting: 1/x, Axis trans: None

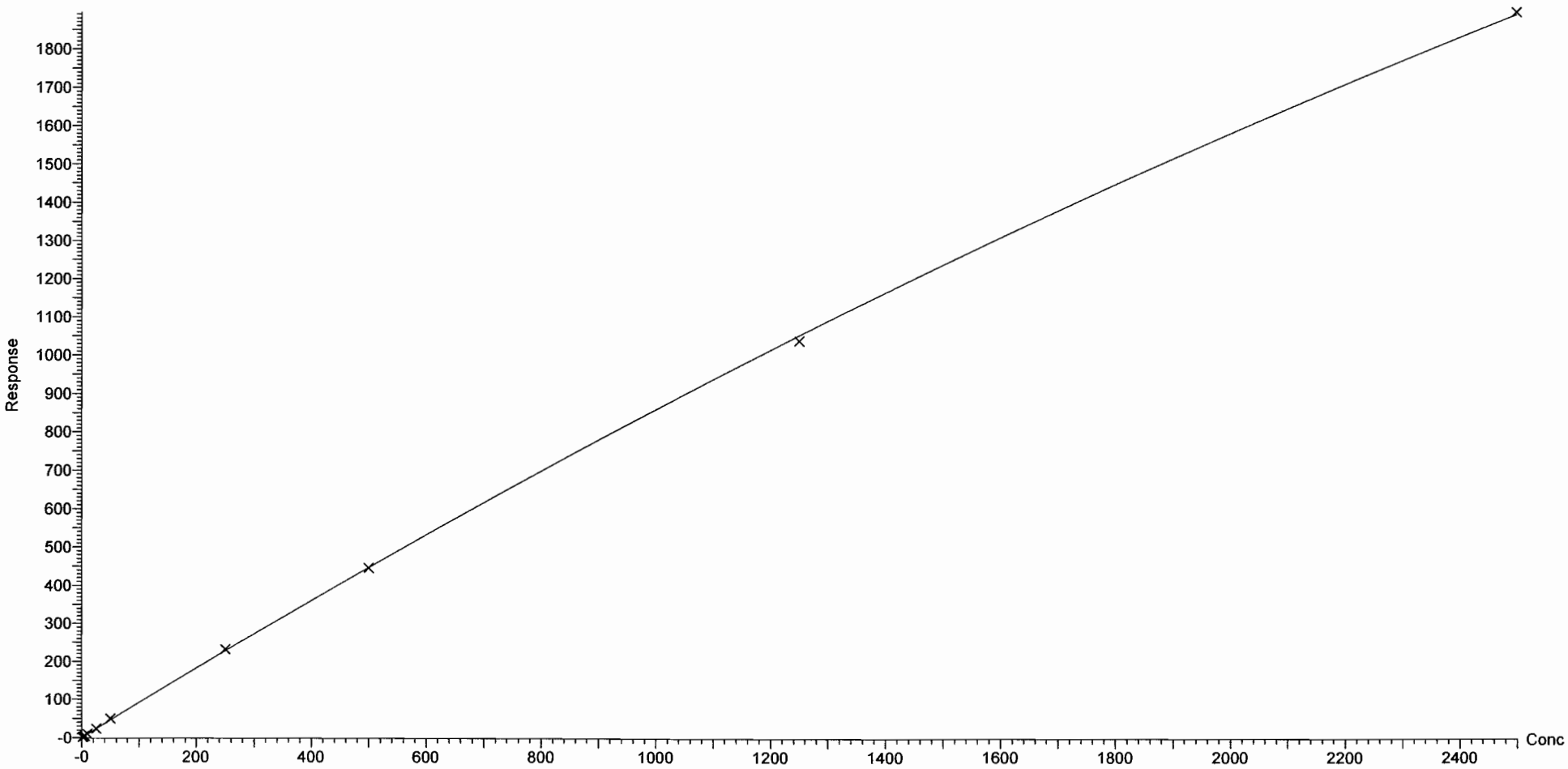

Vista Analytical Laboratory Q1

Dataset: Z:\Projects\PFAS.PRO\Results\180925M1\180925M1-CRV.qld

Last Altered: Wednesday, September 26, 2018 10:07:47 Pacific Daylight Time
Printed: Wednesday, September 26, 2018 10:24:43 Pacific Daylight Time

Compound name: PFTrDA
Coefficient of Determination: R^2 = 0.999962
Calibration curve: -0.000176753 * x^2 + 1.30324 * x + 0.0376366
Response type: Internal Std (Ref 53), Area * (IS Conc. / IS Area)
Curve type: 2nd Order, Origin: Exclude, Weighting: 1/x, Axis trans: None

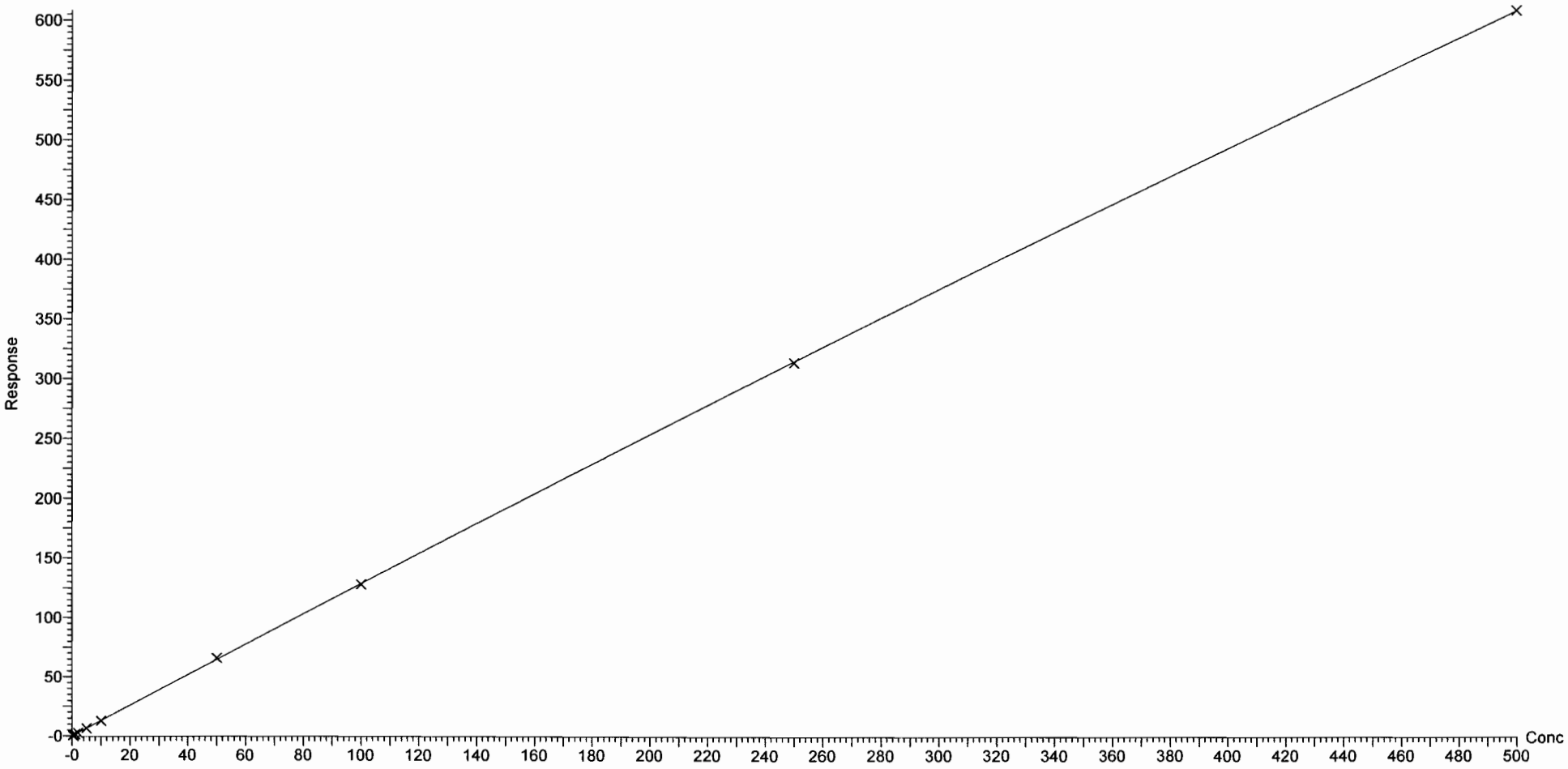

Dataset: Z:\Projects\PFAS.PRO\Results\180925M1\180925M1-CRV.qld

Last Altered: Wednesday, September 26, 2018 10:07:47 Pacific Daylight Time
Printed: Wednesday, September 26, 2018 10:24:43 Pacific Daylight Time

Compound name: PFTeDA
Coefficient of Determination: R^2 = 0.999774
Calibration curve: -0.000601205 * x^2 + 1.77243 * x + 0.159782
Response type: Internal Std (Ref 55), Area * (IS Conc. / IS Area)
Curve type: 2nd Order, Origin: Exclude, Weighting: 1/x, Axis trans: None

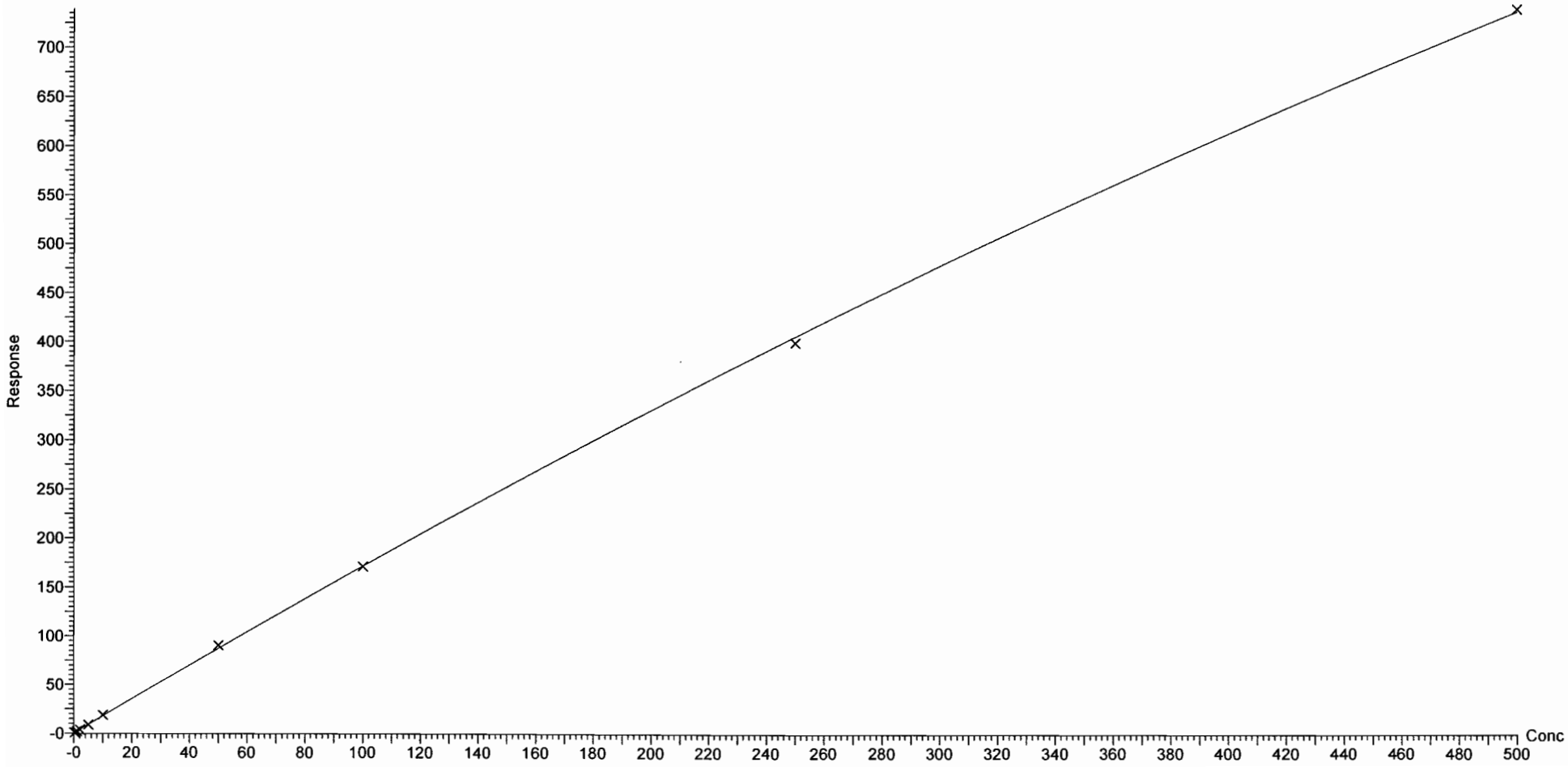

Dataset: Z:\Projects\PFAS.PRO\Results\180925M1\180925M1-CRV.qld

Last Altered: Wednesday, September 26, 2018 10:07:47 Pacific Daylight Time
Printed: Wednesday, September 26, 2018 10:24:43 Pacific Daylight Time

Compound name: N-EtFOSA
Coefficient of Determination: R^2 = 0.999905
Calibration curve: -3.90408e-005 * x^2 + 0.878828 * x + 0.044453
Response type: Internal Std (Ref 56), Area * (IS Conc. / IS Area)
Curve type: 2nd Order, Origin: Exclude, Weighting: 1/x, Axis trans: None

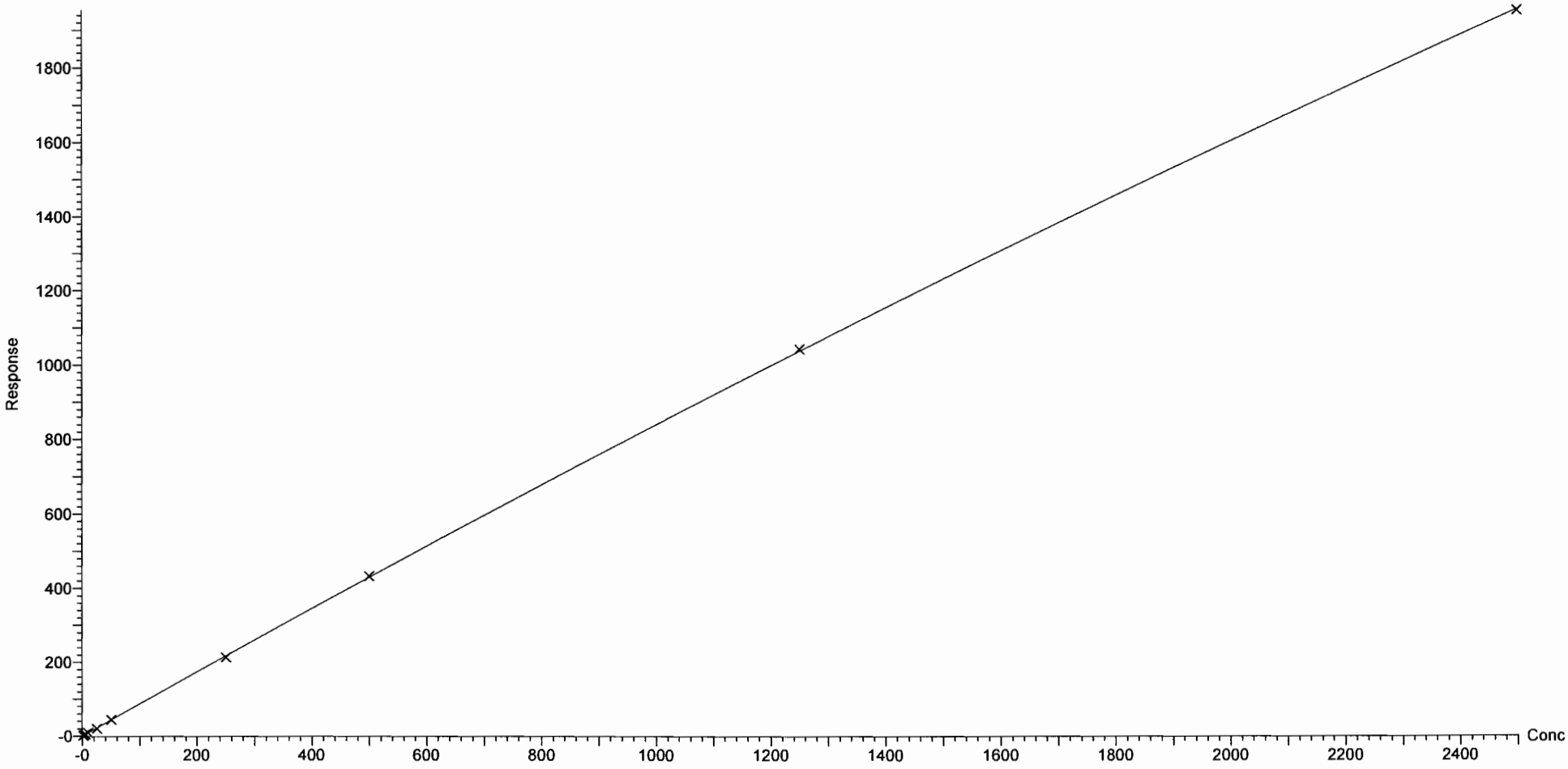

Dataset: Z:\Projects\PFAS.PRO\Results\180925M1\180925M1-CRV.qld

Last Altered: Wednesday, September 26, 2018 10:07:47 Pacific Daylight Time
Printed: Wednesday, September 26, 2018 10:24:43 Pacific Daylight Time

Compound name: PFHxDA
Coefficient of Determination: R^2 = 0.999895
Calibration curve: -0.000169352 * x^2 + 0.572477 * x + 0.0692663
Response type: Internal Std (Ref 57), Area * (IS Conc. / IS Area)
Curve type: 2nd Order, Origin: Exclude, Weighting: 1/x, Axis trans: None

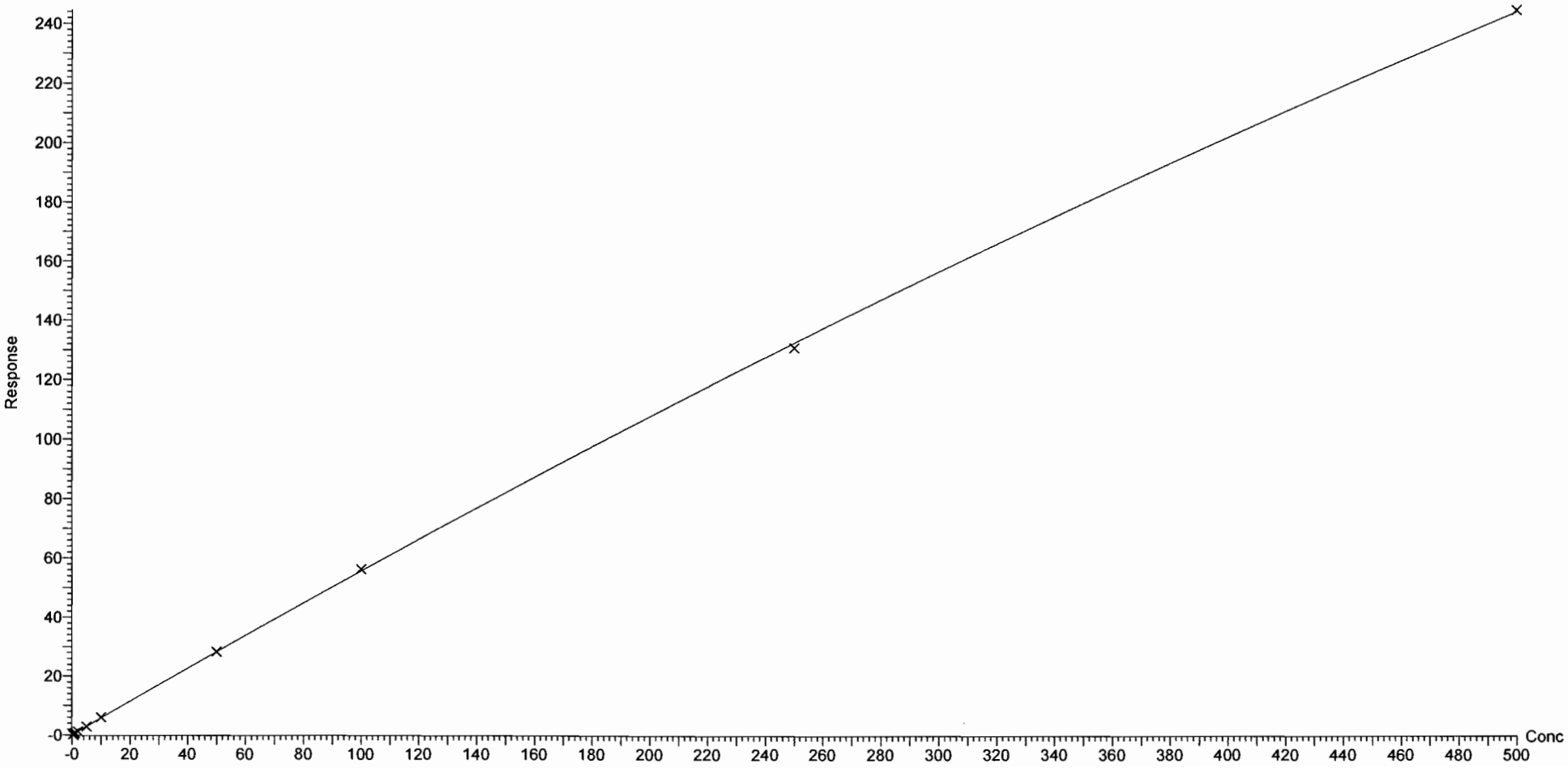

Dataset: Z:\Projects\PFAS.PRO\Results\180925M1\180925M1-CRV.qld

Last Altered: Wednesday, September 26, 2018 10:07:47 Pacific Daylight Time
Printed: Wednesday, September 26, 2018 10:24:43 Pacific Daylight Time

Compound name: PFODA
Coefficient of Determination: R^2 = 0.999898
Calibration curve: -0.0002424 * x^2 + 0.776126 * x + 0.0116969
Response type: Internal Std (Ref 57), Area * (IS Conc. / IS Area)
Curve type: 2nd Order, Origin: Include, Weighting: 1/x, Axis trans: None

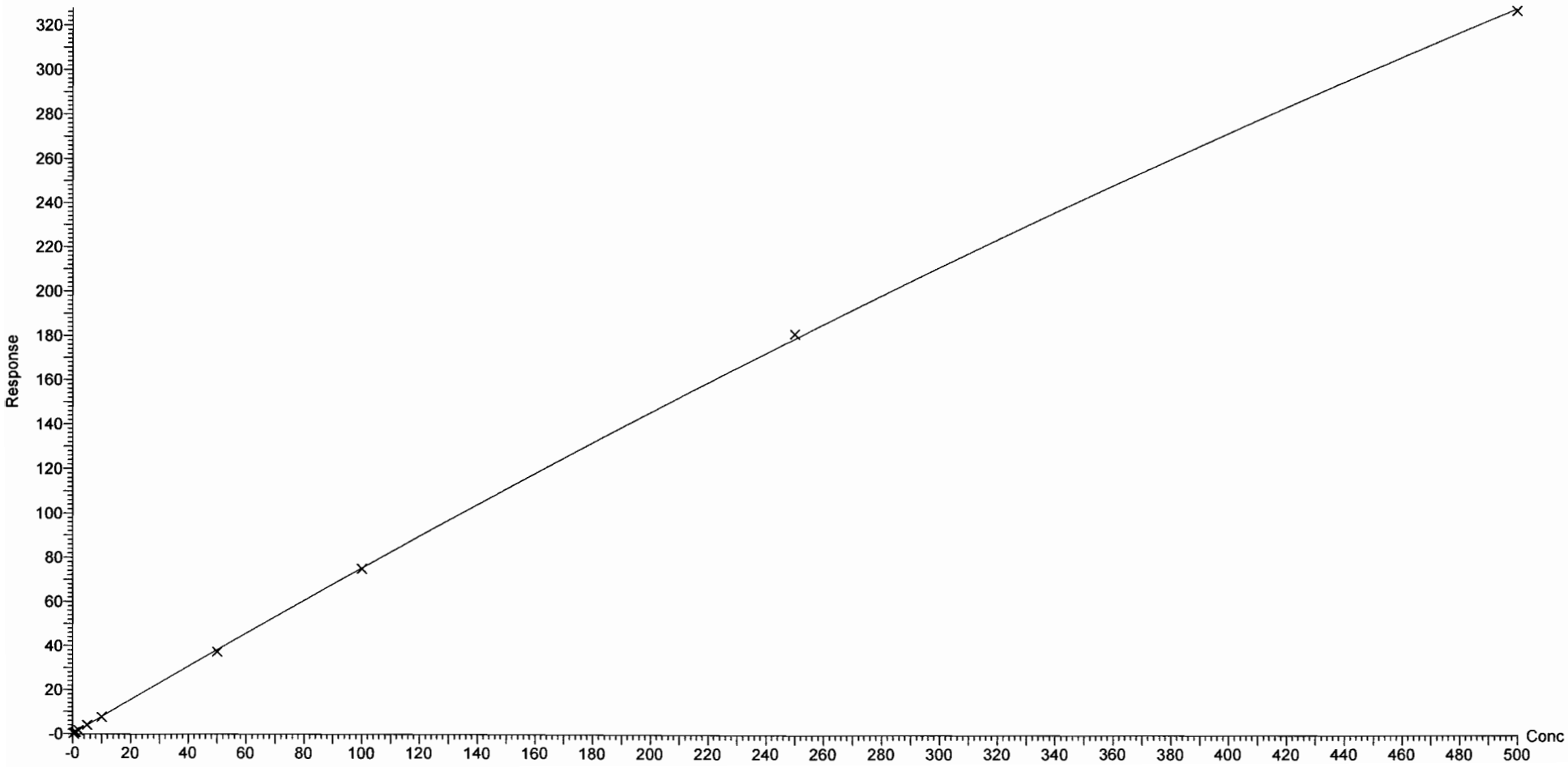

Dataset: Z:\Projects\PFAS.PRO\Results\180925M1\180925M1-CRV.qld

Last Altered: Wednesday, September 26, 2018 10:07:47 Pacific Daylight Time
Printed: Wednesday, September 26, 2018 10:24:43 Pacific Daylight Time

Compound name: N-MeFOSE
Coefficient of Determination: R^2 = 0.999888
Calibration curve: 2.72956e-006 * x^2 + 0.904227 * x + 0.0877047
Response type: Internal Std (Ref 58), Area * (IS Conc. / IS Area)
Curve type: 2nd Order, Origin: Exclude, Weighting: 1/x, Axis trans: None

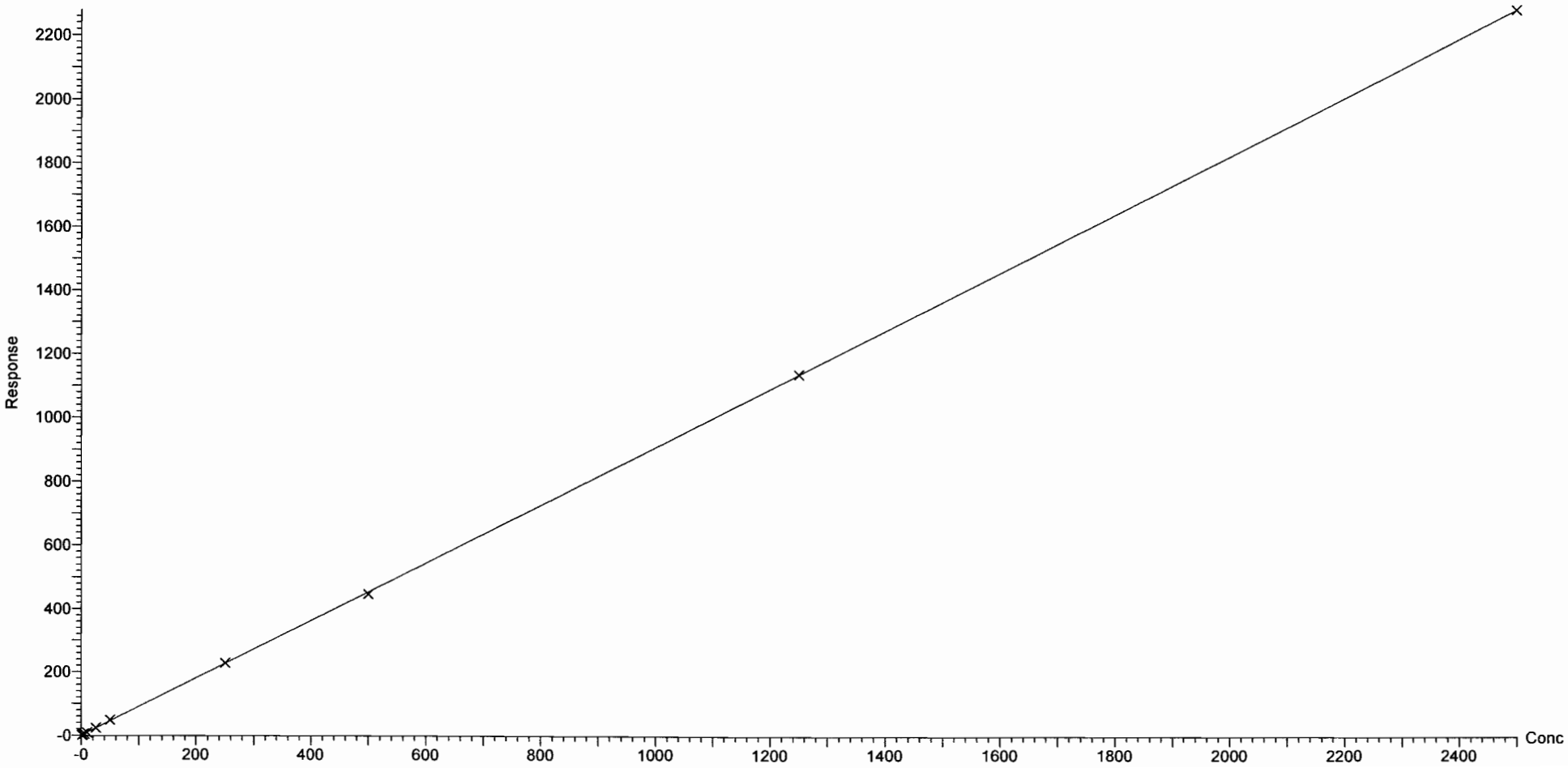

Vista Analytical Laboratory Q1

Dataset: Z:\Projects\PFAS.PRO\Results\180925M1\180925M1-CRV.qld

Last Altered: Wednesday, September 26, 2018 10:07:47 Pacific Daylight Time
Printed: Wednesday, September 26, 2018 10:24:43 Pacific Daylight Time

Compound name: N-EtFOSE
Coefficient of Determination: R^2 = 0.999984
Calibration curve: -2.25191e-005 * x^2 + 1.07221 * x + 0.0840283
Response type: Internal Std (Ref 59), Area * (IS Conc. / IS Area)
Curve type: 2nd Order, Origin: Exclude, Weighting: 1/x, Axis trans: None

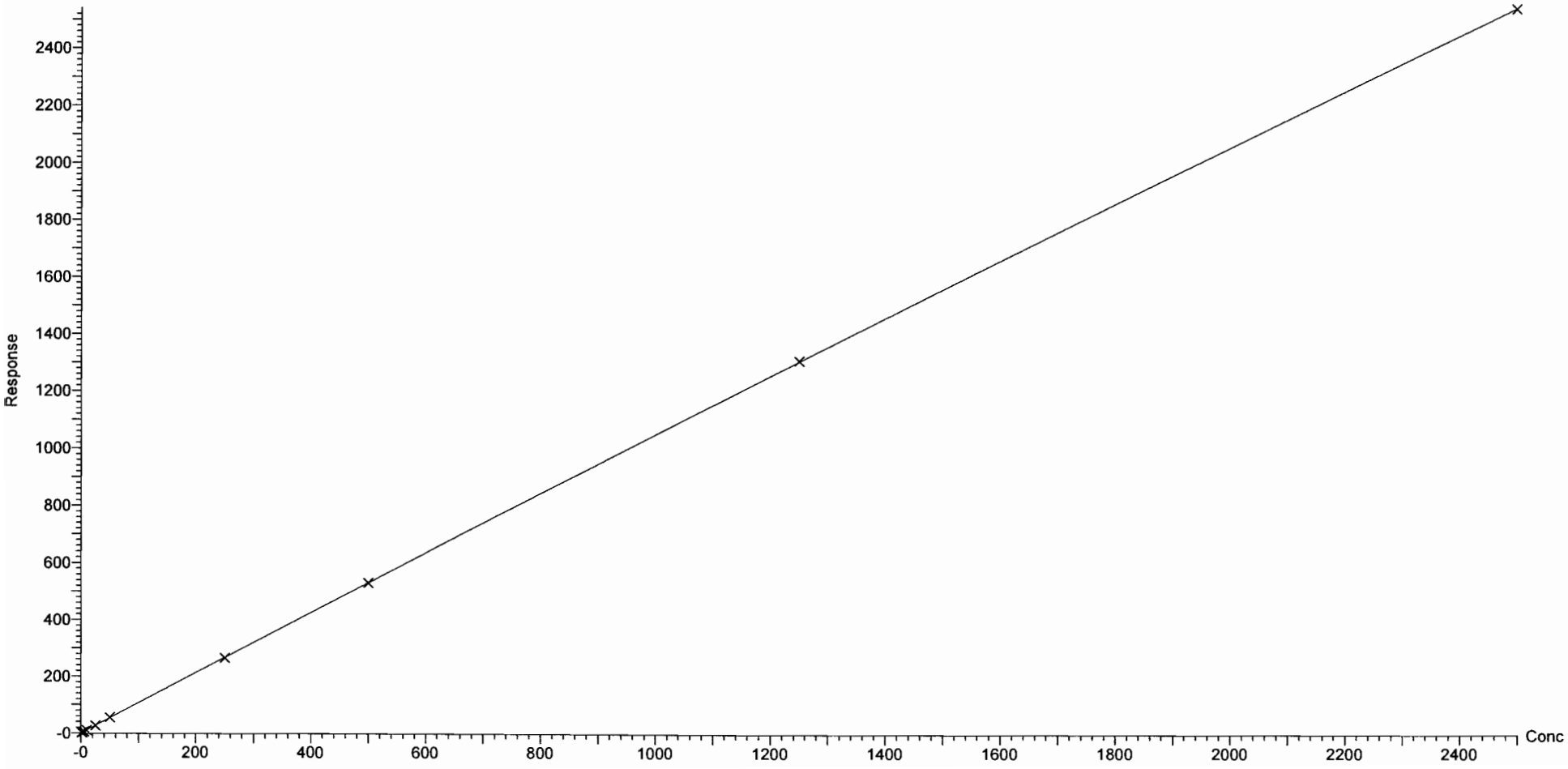

Vista Analytical Laboratory

Dataset: Z:\Projects\PFAS.PRO\Results\180925M1\180925M1-CRV.qld

Last Altered: Wednesday, September 26, 2018 09:58:44 Pacific Daylight Time
Printed: Wednesday, September 26, 2018 09:58:57 Pacific Daylight Time

Method: Z:\Projects\PFAS.PRO\MethDB\PFAS_FULL_80C_092518.mdb 26 Sep 2018 09:51:35
Calibration: 26 Sep 2018 09:58:44

Name: 180925M1_2, Date: 25-Sep-2018, Time: 13:07:06, ID: ST180925M1-1 PFC CS-2 18I1701, Description: PFC CS-2 18I1701

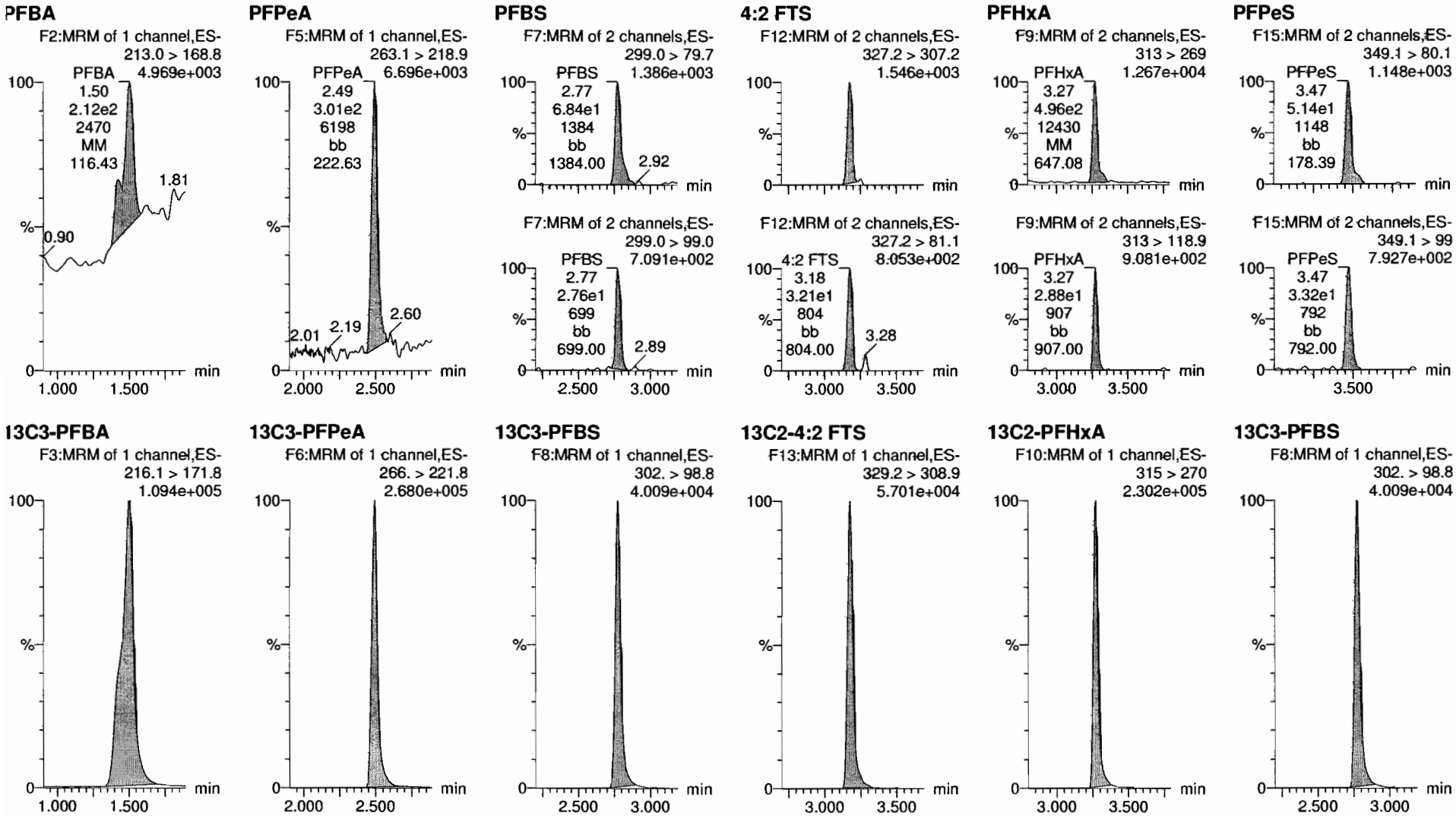

Vista Analytical Laboratory

Dataset: Z:\Projects\PFAS.PRO\Results\180925M1\180925M1-CRV.qld

Last Altered: Wednesday, September 26, 2018 09:58:44 Pacific Daylight Time
Printed: Wednesday, September 26, 2018 09:58:57 Pacific Daylight Time

Name: 180925M1_2, Date: 25-Sep-2018, Time: 13:07:06, ID: ST180925M1-1 PFC CS-2 18I1701, Description: PFC CS-2 18I1701

6:2 FTS

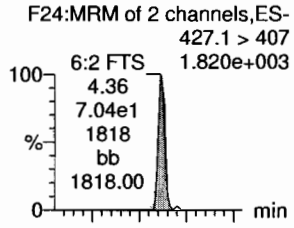

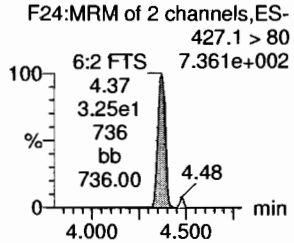

PFHpA

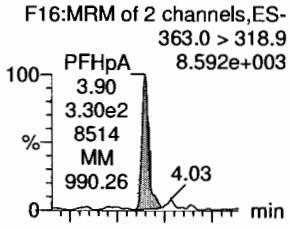

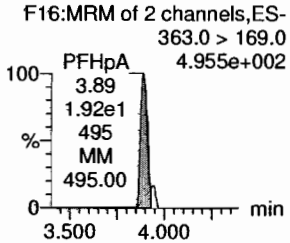

L-PFHxS

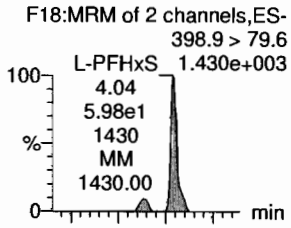

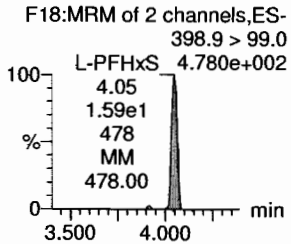

L-PFOA

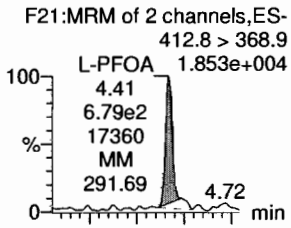

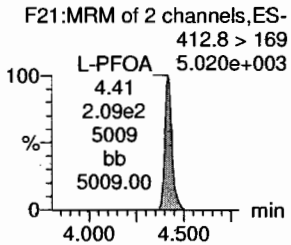

PFHpS

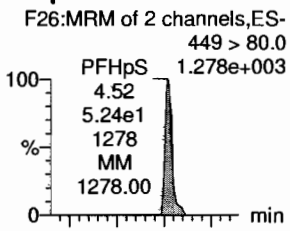

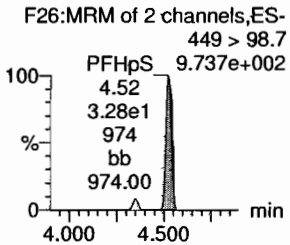

PFNA

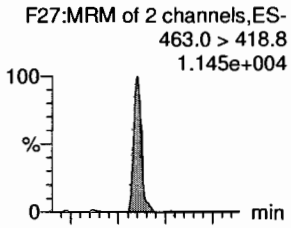

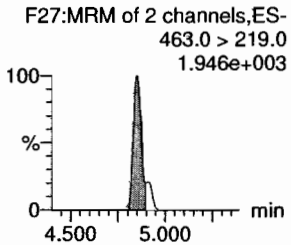

13C2-6:2 FTS

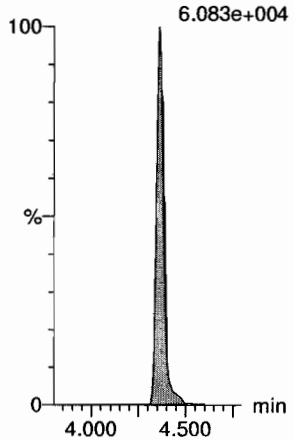

13C4-PFHpA

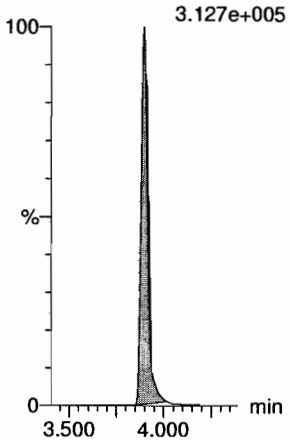

18O2-PFHxS

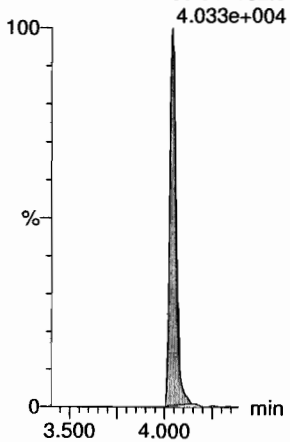

13C2-PFOA

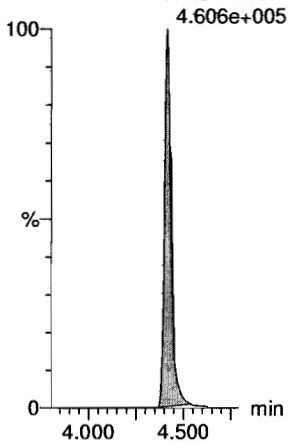

13C8-PFOS

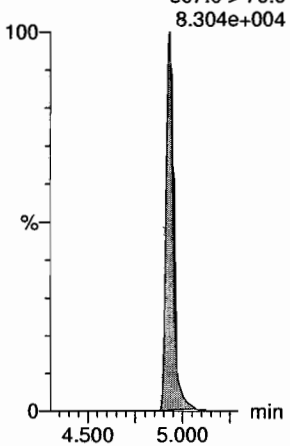

13C5-PFNA

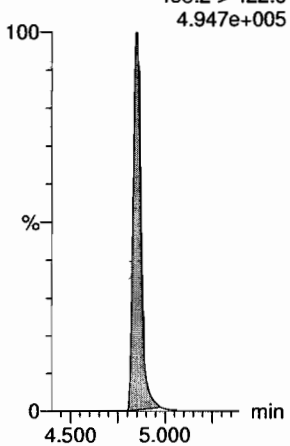

Dataset: Z:\Projects\PFAS.PRO\Results\180925M1\180925M1-CRV.qld

Last Altered: Wednesday, September 26, 2018 09:58:44 Pacific Daylight Time
Printed: Wednesday, September 26, 2018 09:58:57 Pacific Daylight Time

Name: 180925M1_2, Date: 25-Sep-2018, Time: 13:07:06, ID: ST180925M1-1 PFC CS-2 18I1701, Description: PFC CS-2 18I1701

PFOSA

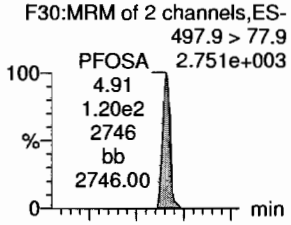

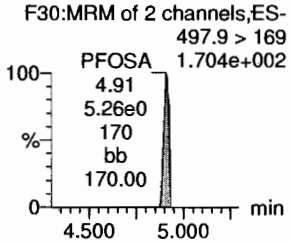

L-PFOS

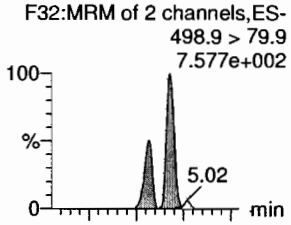

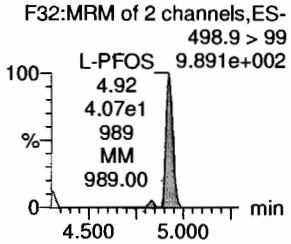

PFDA

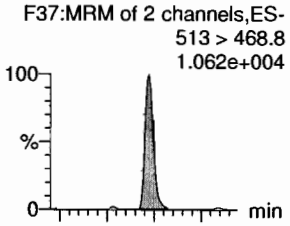

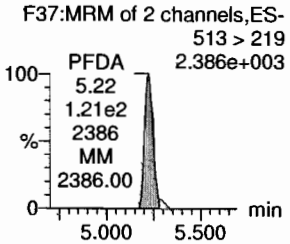

8:2 FTS

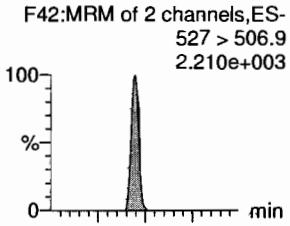

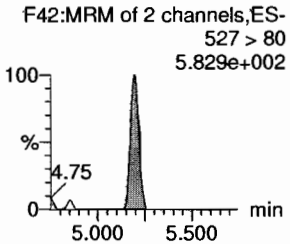

PFNS

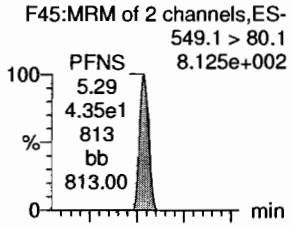

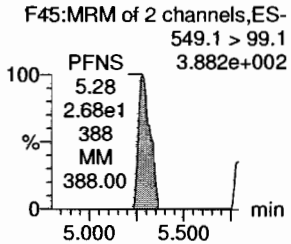

L-MeFOSAA

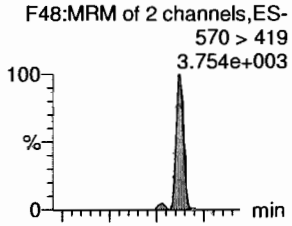

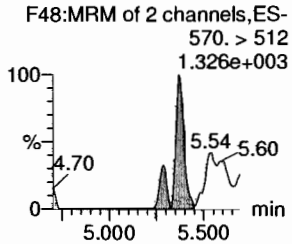

13C8-PFOSA

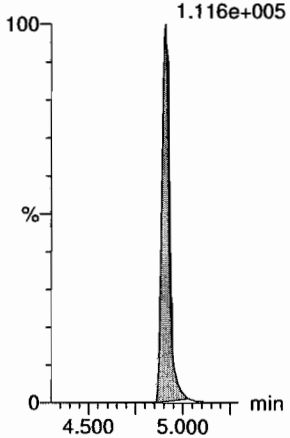

13C8-PFOS

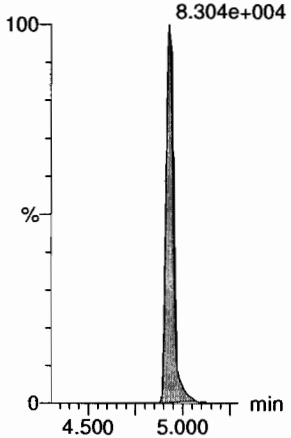

13C2-PFDA

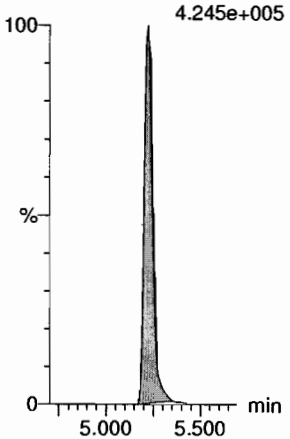

13C2-8:2 FTS

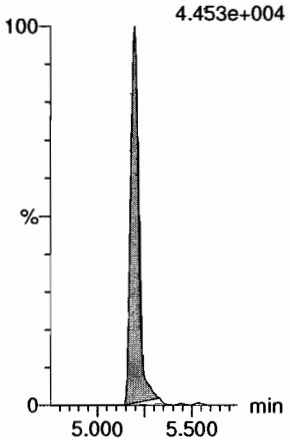

13C8-PFOS

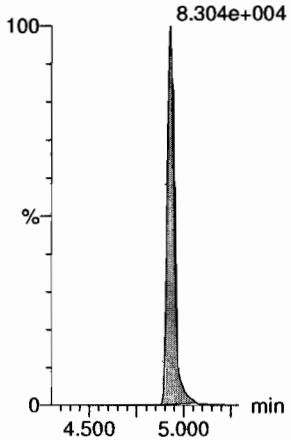

d3-N-MeFOSAA

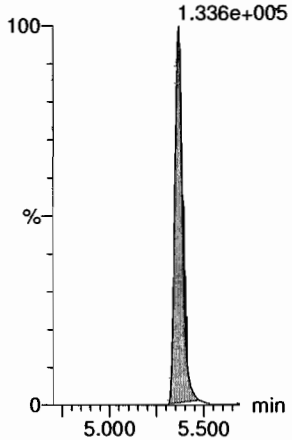

Dataset: Z:\Projects\PFAS.PRO\Results\180925M1\180925M1-CRV.qld

Last Altered: Wednesday, September 26, 2018 09:58:44 Pacific Daylight Time
Printed: Wednesday, September 26, 2018 09:58:57 Pacific Daylight Time

Name: 180925M1_2, Date: 25-Sep-2018, Time: 13:07:06, ID: ST180925M1-1 PFC CS-2 18I1701, Description: PFC CS-2 18I1701

L-EtFOSAA

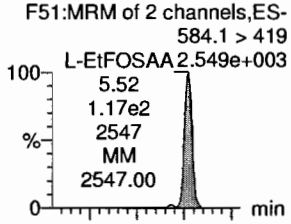

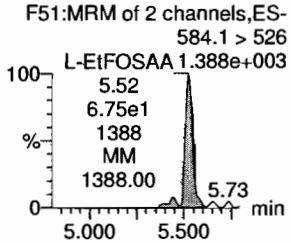

PFDoA

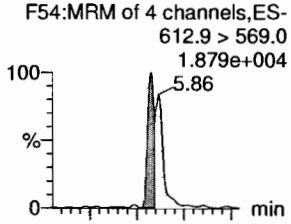

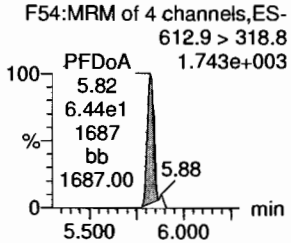

PFDS

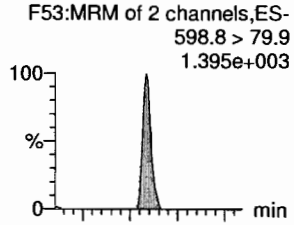

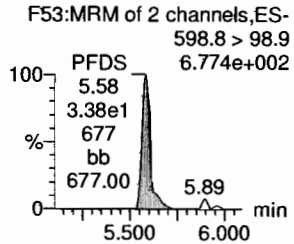

PFUdA

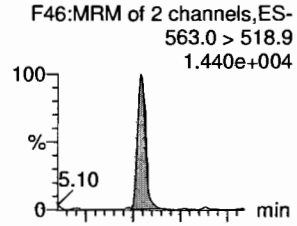

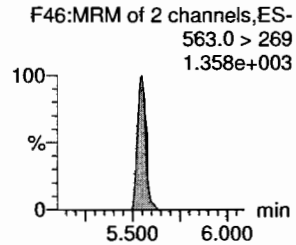

N-MeFOSA

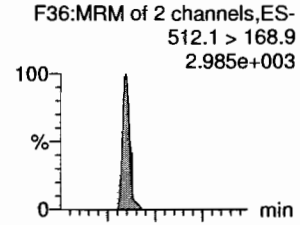

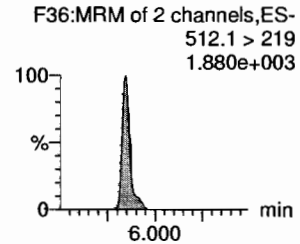

PFTrDA

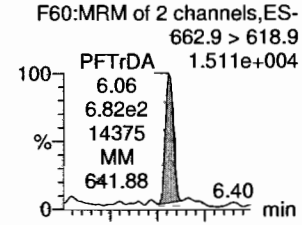

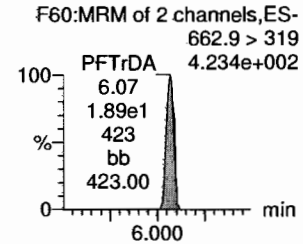

d5-N-EtFOSAA

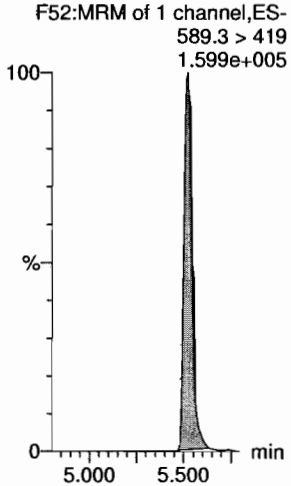

13C2-PFDoA

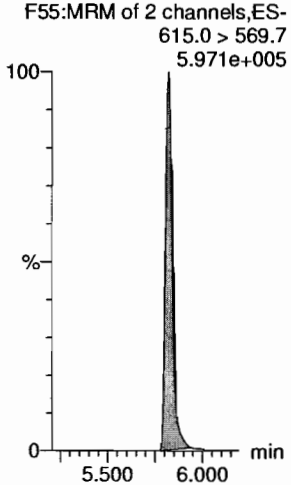

13C8-PFOS

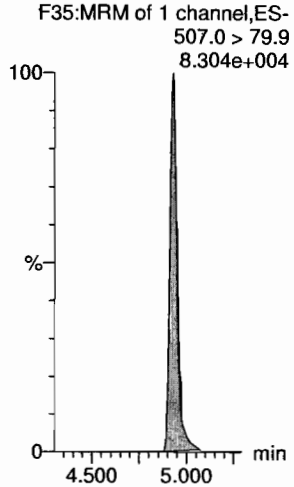

13C2-PFUdA

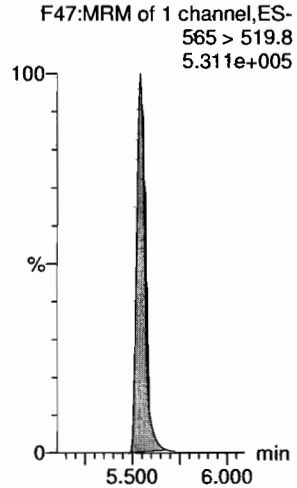

d3-N-MeFOSA

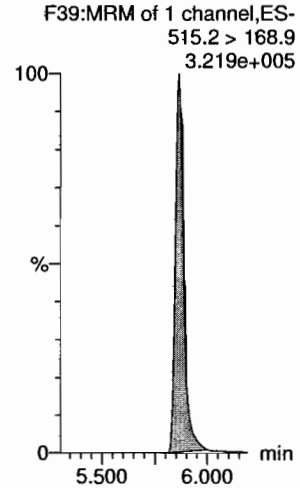

13C2-PFDoA

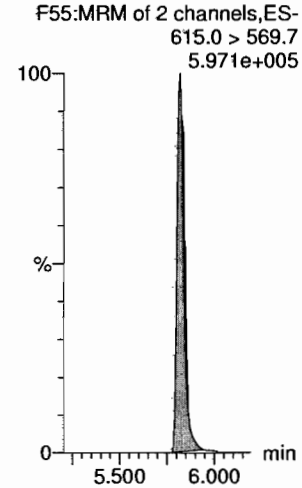

Vista Analytical Laboratory

Dataset: Z:\Projects\PFAS.PRO\Results\180925M1\180925M1-CRV.qld

Last Altered: Wednesday, September 26, 2018 09:58:44 Pacific Daylight Time
Printed: Wednesday, September 26, 2018 09:58:57 Pacific Daylight Time

Name: 180925M1_2, Date: 25-Sep-2018, Time: 13:07:06, ID: ST180925M1-1 PFC CS-2 18I1701, Description: PFC CS-2 18I1701

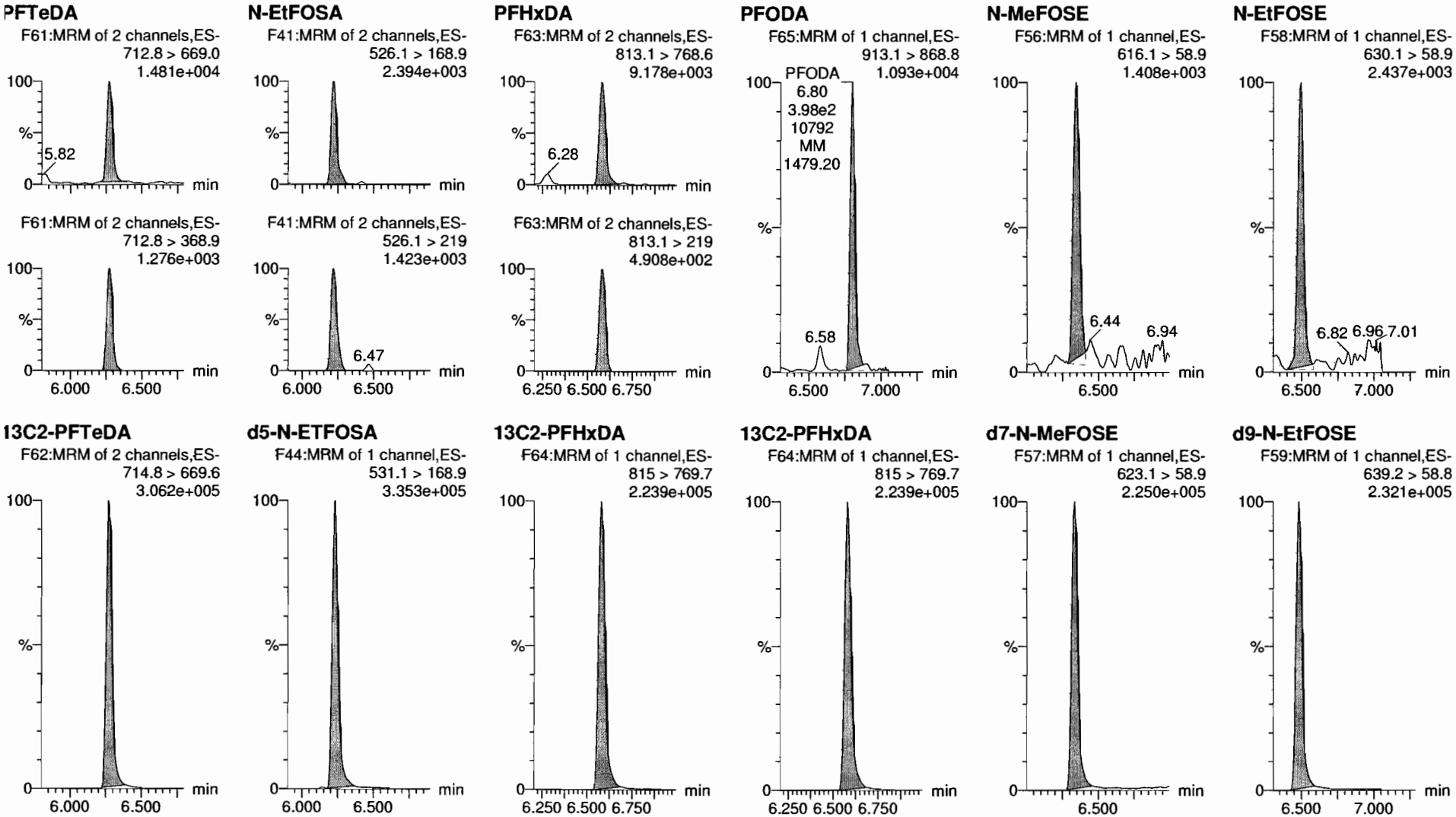

Vista Analytical Laboratory

Dataset: Z:\Projects\PFAS.PRO\Results\180925M1\180925M1-CRV.qld

Last Altered: Wednesday, September 26, 2018 09:58:44 Pacific Daylight Time
Printed: Wednesday, September 26, 2018 09:58:57 Pacific Daylight Time

Name: 180925M1_2, Date: 25-Sep-2018, Time: 13:07:06, ID: ST180925M1-1 PFC CS-2 18I1701, Description: PFC CS-2 18I1701

13C4-PFBA

F4:MRM of 1 channel,ES-
217. > 172
1.474e+005

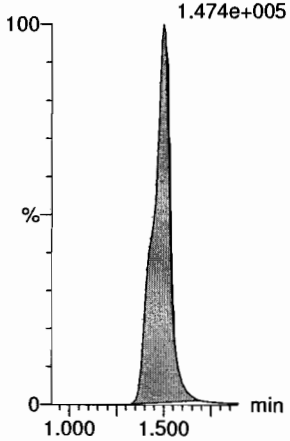

13C5-PFHxA

F11:MRM of 1 channel,ES-
318 > 272.9
5.990e+005

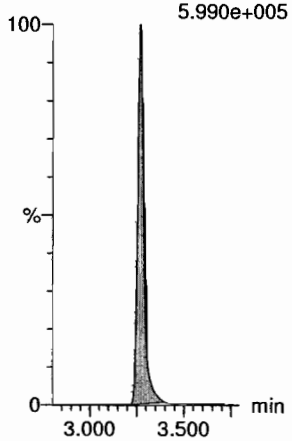

13C3-PFHxS

F19:MRM of 1 channel,ES-
401.8 > 79.9
8.894e+004

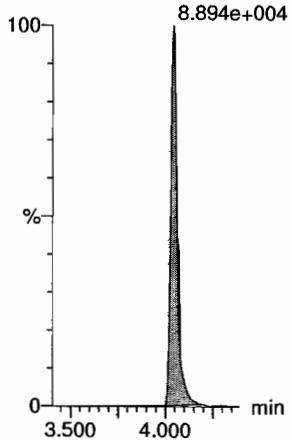

13C8-PFOA

F23:MRM of 1 channel,ES-
420.9 > 376
8.340e+005

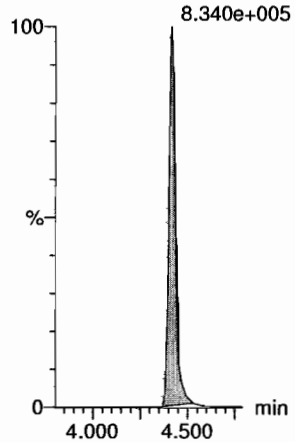

13C9-PFNA

F29:MRM of 1 channel,ES-
472.2 > 426.9
5.190e+005

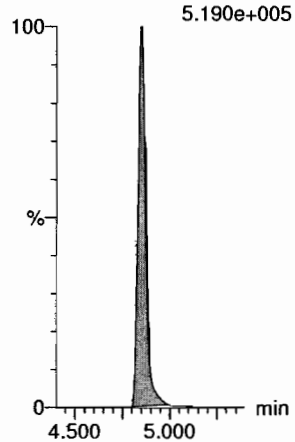

13C4-PFOS

F33:MRM of 1 channel,ES-
503 > 79.9
8.013e+004

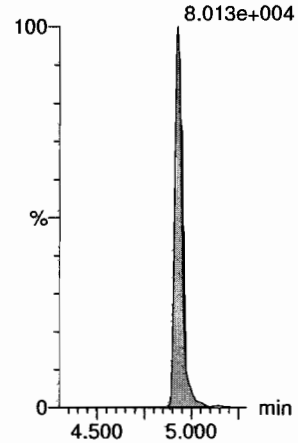

13C6-PFDA

F40:MRM of 1 channel,ES-
519.1 > 473.7
3.845e+005

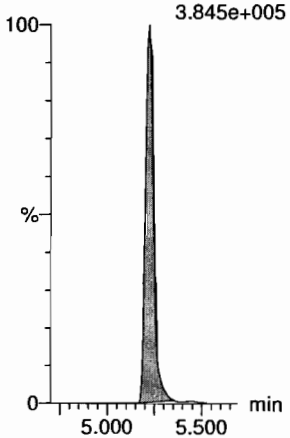

13C7-PFUdA

F49:MRM of 1 channel,ES-
570.1 > 524.8
5.533e+005

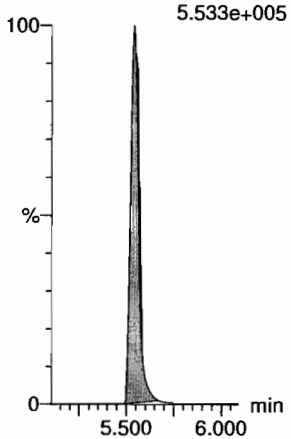

Dataset: Z:\Projects\PFAS.PRO\Results\180925M1\180925M1-CRV.qld

Last Altered: Wednesday, September 26, 2018 09:51:37 Pacific Daylight Time
Printed: Wednesday, September 26, 2018 09:51:48 Pacific Daylight Time

Name: 180925M1_3, Date: 25-Sep-2018, Time: 13:17:44, ID: ST180925M1-2 PFC CS-1 18I1702, Description: PFC CS-1 18I1702

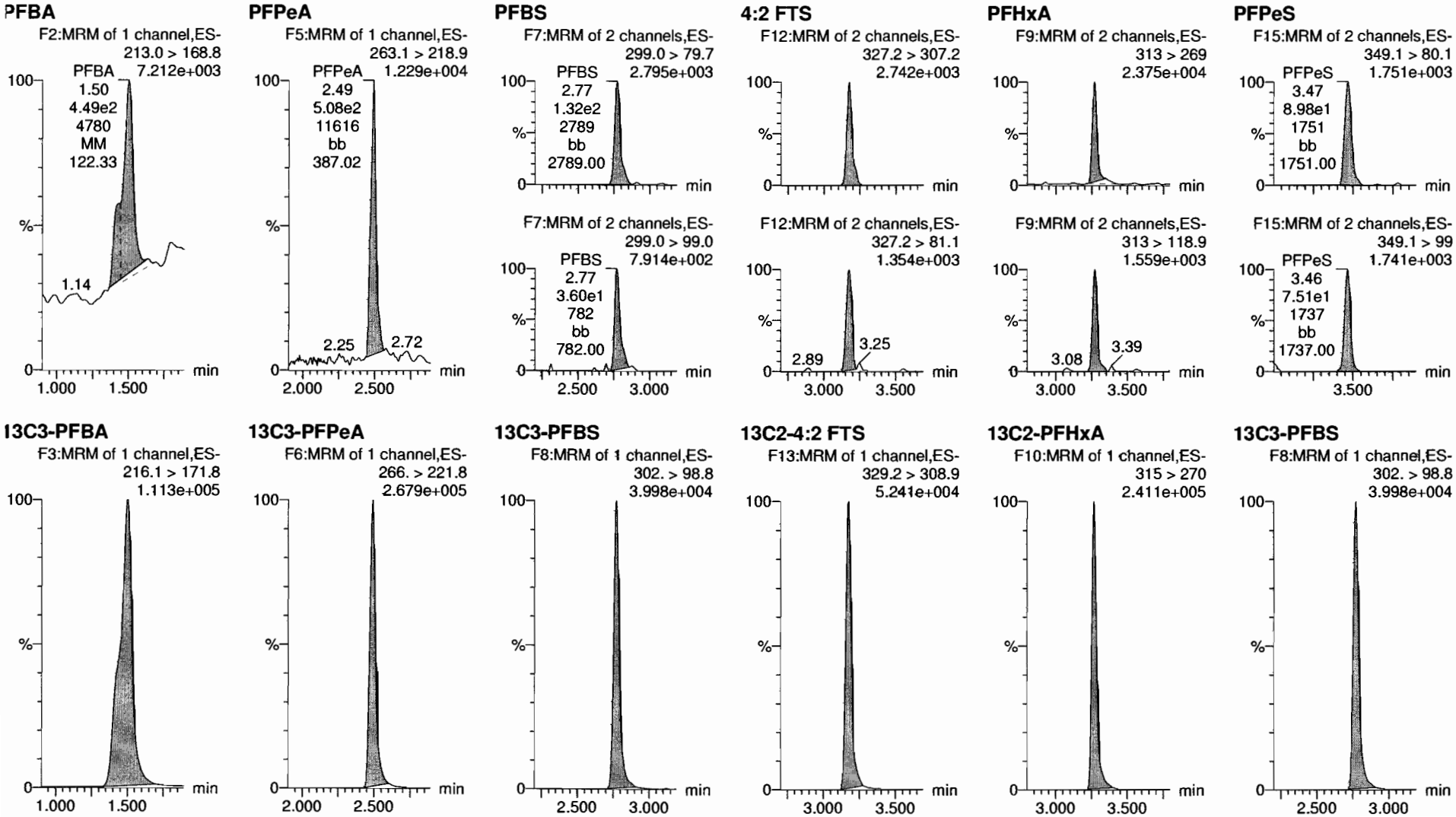

Vista Analytical Laboratory

Dataset: Z:\Projects\PFAS.PRO\Results\180925M1\180925M1-CRV.qld

Last Altered: Wednesday, September 26, 2018 09:51:37 Pacific Daylight Time
Printed: Wednesday, September 26, 2018 09:51:48 Pacific Daylight Time

Name: 180925M1_3, Date: 25-Sep-2018, Time: 13:17:44, ID: ST180925M1-2 PFC CS-1 18I1702, Description: PFC CS-1 18I1702

6:2 FTS

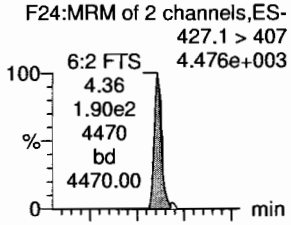

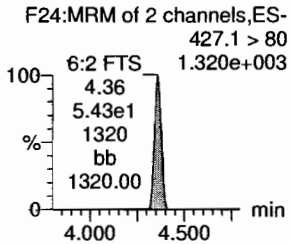

PFHpA

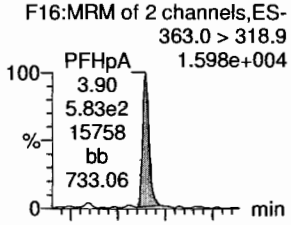

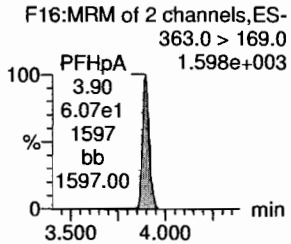

L-PFHxS

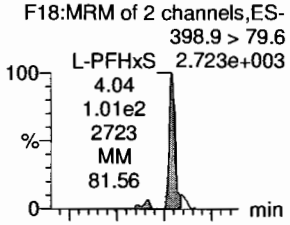

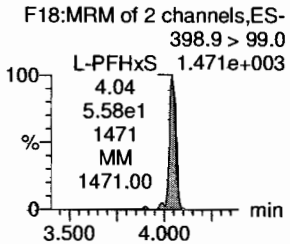

L-PFOA

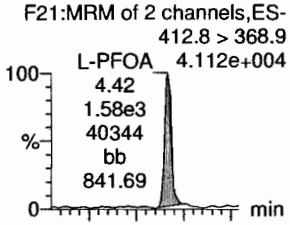

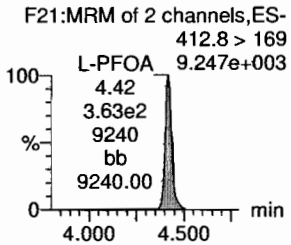

PFHpS

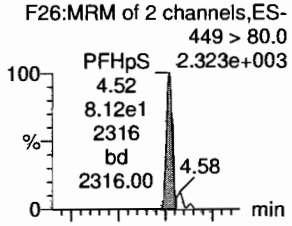

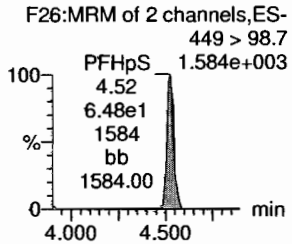

PFNA

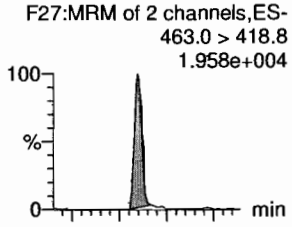

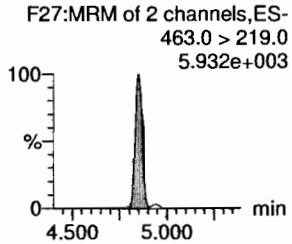

13C2-6:2 FTS

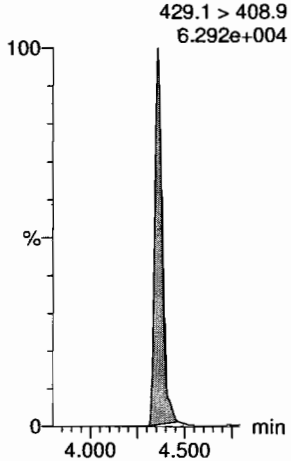

13C4-PFHpA

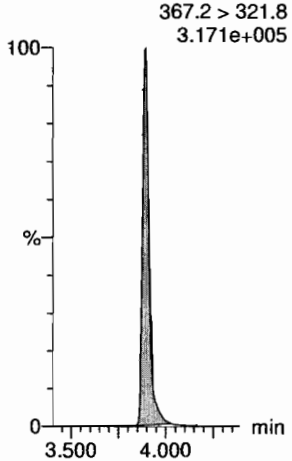

18O2-PFHxS

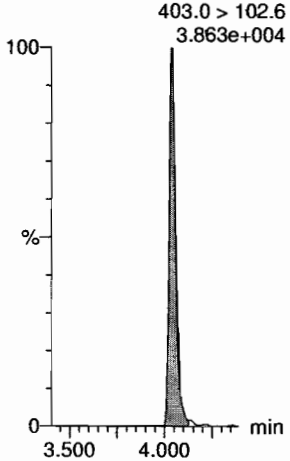

13C2-PFOA

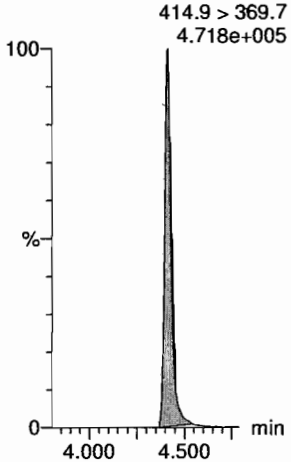

13C8-PFOS

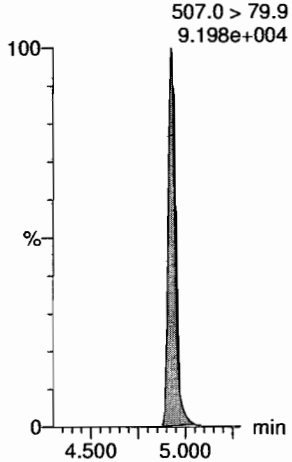

13C5-PFNA

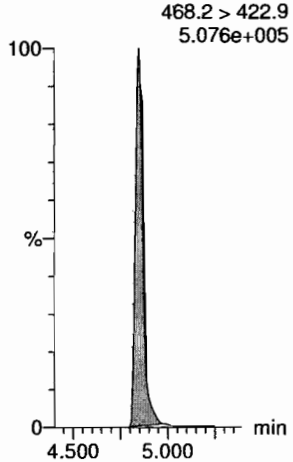

Dataset: Z:\Projects\PFAS.PRO\Results\180925M1\180925M1-CRV.qld

Last Altered: Wednesday, September 26, 2018 09:51:37 Pacific Daylight Time
Printed: Wednesday, September 26, 2018 09:51:48 Pacific Daylight Time

Name: 180925M1_3, Date: 25-Sep-2018, Time: 13:17:44, ID: ST180925M1-2 PFC CS-1 18I1702, Description: PFC CS-1 18I1702

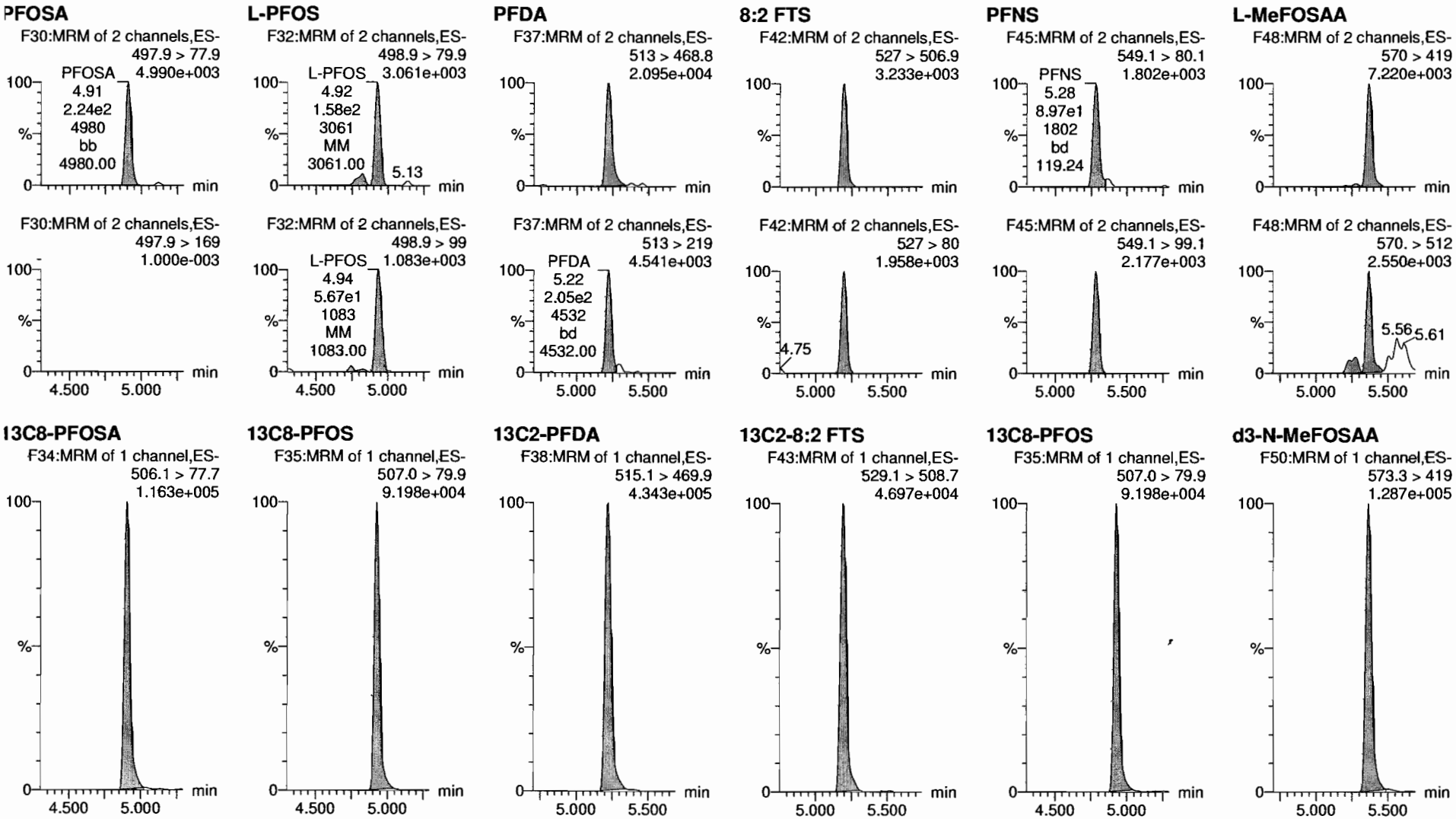

Dataset: Z:\Projects\PFAS.PRO\Results\180925M1\180925M1-CRV.qld

Last Altered: Wednesday, September 26, 2018 09:51:37 Pacific Daylight Time
Printed: Wednesday, September 26, 2018 09:51:48 Pacific Daylight Time

Name: 180925M1_3, Date: 25-Sep-2018, Time: 13:17:44, ID: ST180925M1-2 PFC CS-1 18I1702, Description: PFC CS-1 18I1702

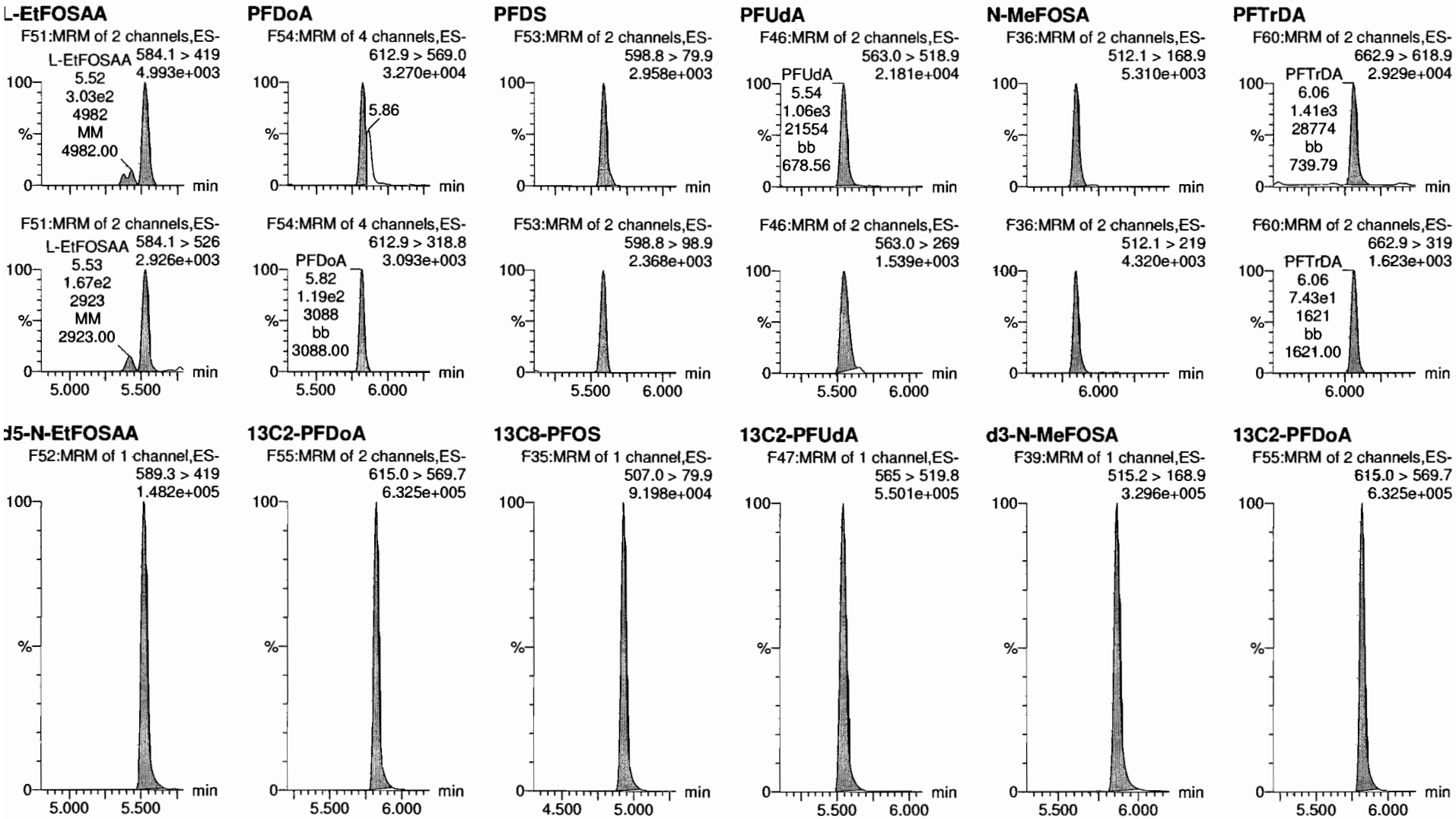

Dataset: Z:\Projects\PFAS.PRO\Results\180925M1\180925M1-CRV.qld

Last Altered: Wednesday, September 26, 2018 09:51:37 Pacific Daylight Time
Printed: Wednesday, September 26, 2018 09:51:48 Pacific Daylight Time

Name: 180925M1_3, Date: 25-Sep-2018, Time: 13:17:44, ID: ST180925M1-2 PFC CS-1 18I1702, Description: PFC CS-1 18I1702

PFTeDA
F61:MRM of 2 channels,ES-
712.8 > 669.0
2.822e+004

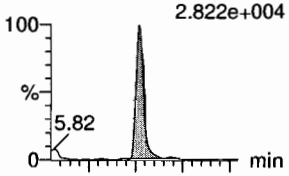

F61:MRM of 2 channels,ES-
712.8 > 368.9
2.062e+003

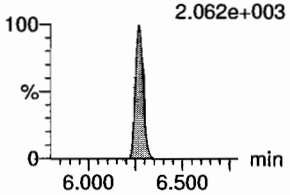

N-EtFOSA
F41:MRM of 2 channels,ES-
526.1 > 168.9
5.394e+003

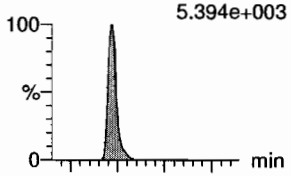

F41:MRM of 2 channels,ES-
526.1 > 219
2.685e+003

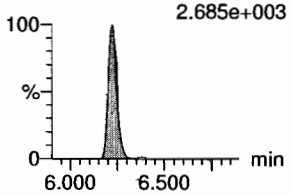

PFHxDA
F63:MRM of 2 channels,ES-
813.1 > 768.6
1.663e+004

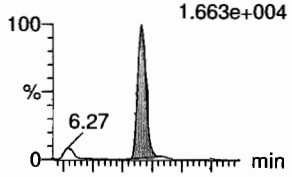

F63:MRM of 2 channels,ES-
813.1 > 219
5.099e+002

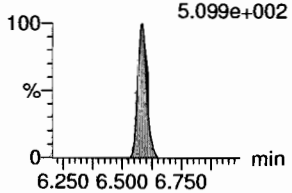

PFODA
F65:MRM of 1 channel,ES-
913.1 > 868.8
1.958e+004

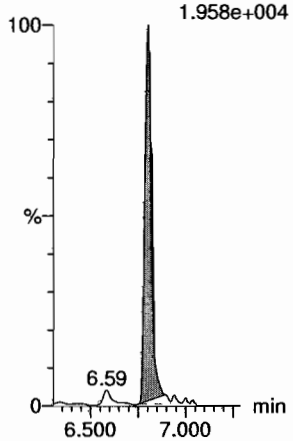

N-MeFOSE
F56:MRM of 1 channel,ES-
616.1 > 58.9
4.126e+003

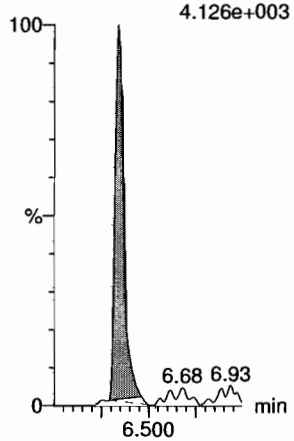

N-EtFOSE
F58:MRM of 1 channel,ES-
630.1 > 58.9
4.192e+003

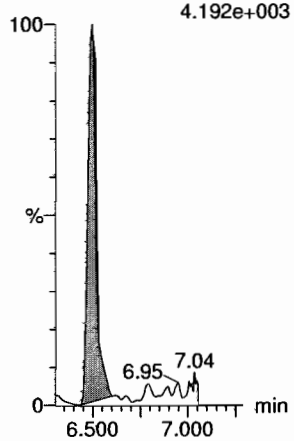

13C2-PFTeDA
F62:MRM of 2 channels,ES-
714.8 > 669.6
3.405e+005

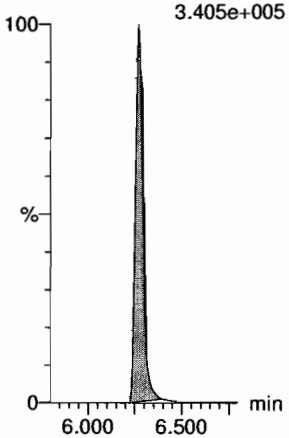

d5-N-ETFOSA
F44:MRM of 1 channel,ES-
531.1 > 168.9
3.393e+005

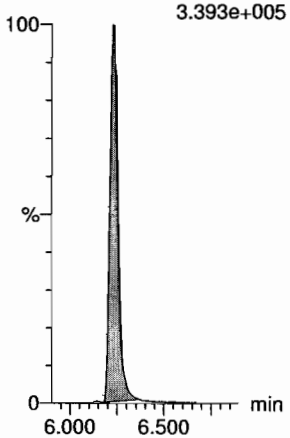

13C2-PFHxDA
F64:MRM of 1 channel,ES-
815 > 769.7
2.285e+005

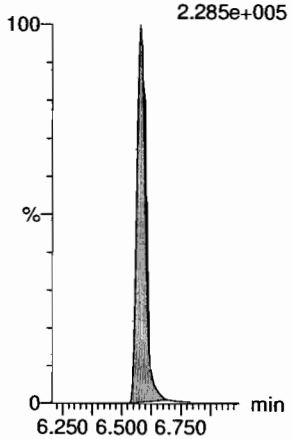

13C2-PFHxDA
F64:MRM of 1 channel,ES-
815 > 769.7
2.285e+005

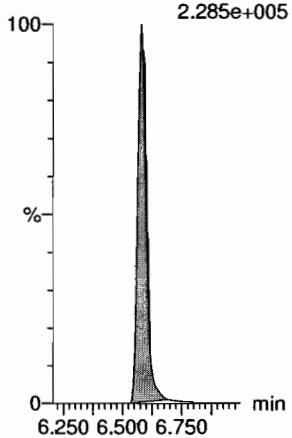

d7-N-MeFOSE
F57:MRM of 1 channel,ES-
623.1 > 58.9
2.299e+005

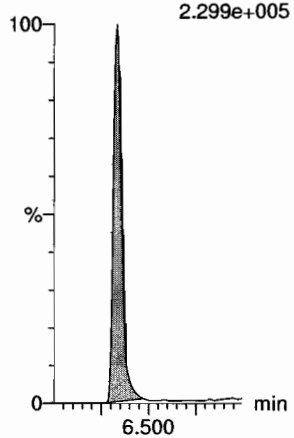

d9-N-EtFOSE
F59:MRM of 1 channel,ES-
639.2 > 58.8
2.414e+005

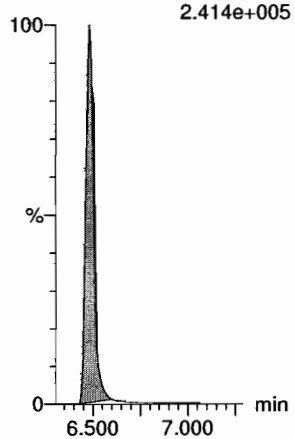

Vista Analytical Laboratory

Dataset: Z:\Projects\PFAS.PRO\Results\180925M1\180925M1-CRV.qld

Last Altered: Wednesday, September 26, 2018 09:51:37 Pacific Daylight Time
Printed: Wednesday, September 26, 2018 09:51:48 Pacific Daylight Time

Name: 180925M1_3, Date: 25-Sep-2018, Time: 13:17:44, ID: ST180925M1-2 PFC CS-1 18I1702, Description: PFC CS-1 18I1702

13C4-PFBA

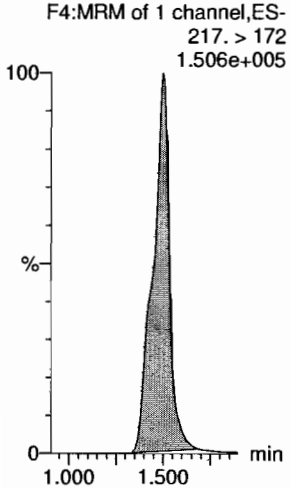

13C5-PFHxA

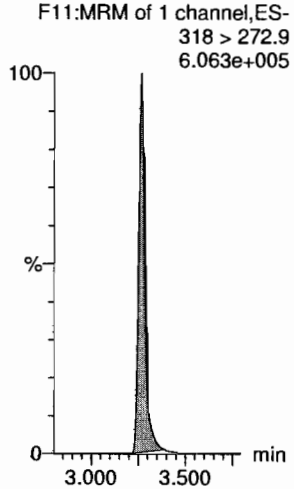

13C3-PFHxS

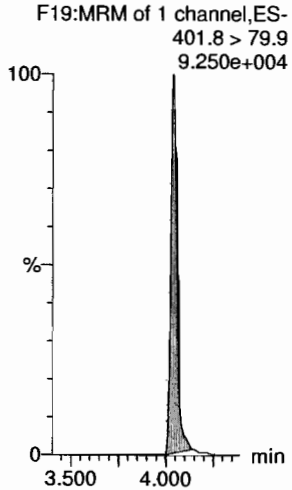

13C8-PFOA

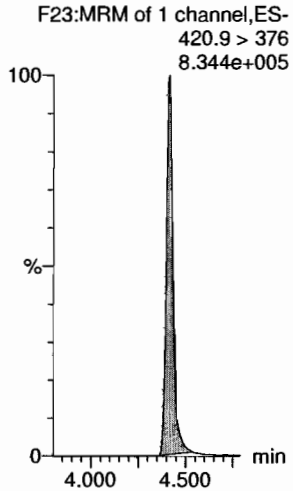

13C9-PFNA

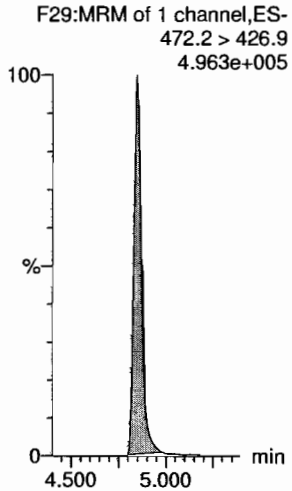

13C4-PFOS

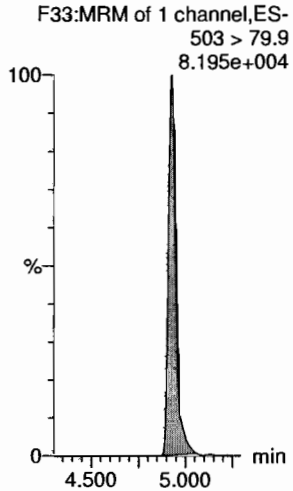

13C6-PFDA

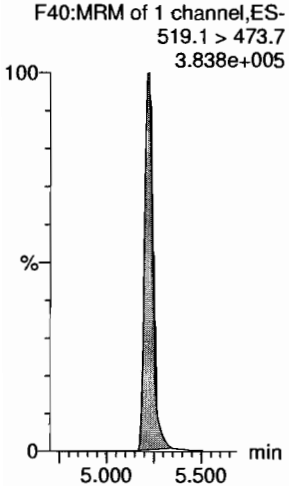

13C7-PFUdA

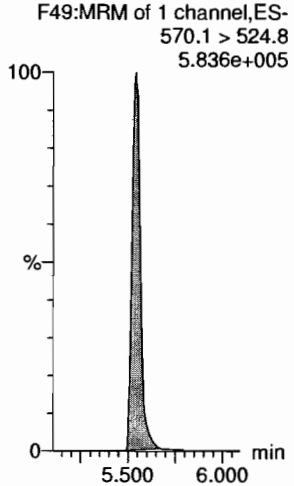

Dataset: Z:\Projects\PFAS.PRO\Results\180925M1\180925M1-CRV.qld

Last Altered: Wednesday, September 26, 2018 09:51:37 Pacific Daylight Time
Printed: Wednesday, September 26, 2018 09:51:48 Pacific Daylight Time

Name: 180925M1_4, Date: 25-Sep-2018, Time: 13:28:16, ID: ST180925M1-3 PFC CS0 18I1703, Description: PFC CS0 18I1703

PFBA

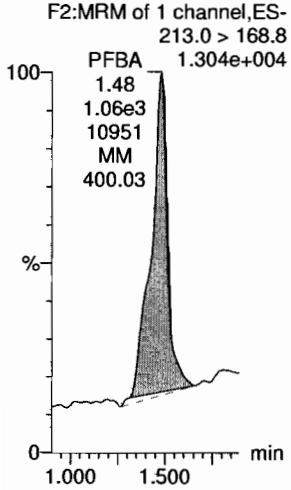

PFPeA

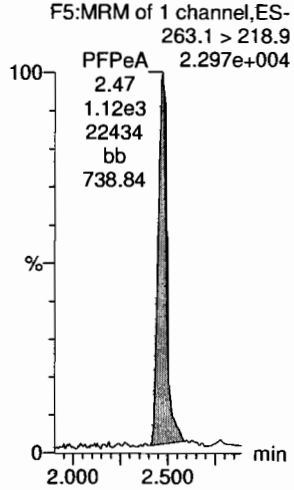

PFBS

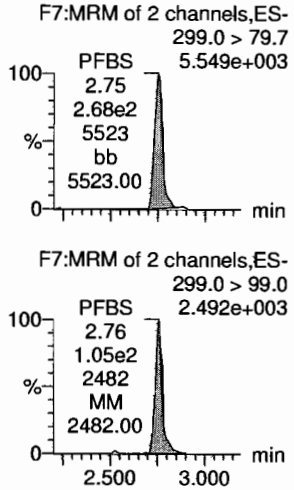

4:2 FTS

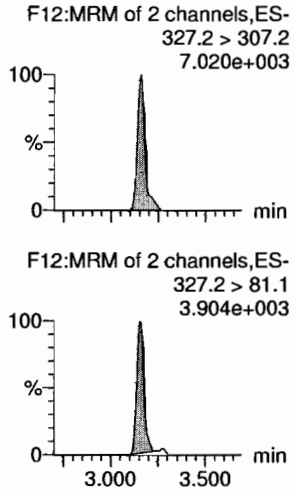

PFHxA

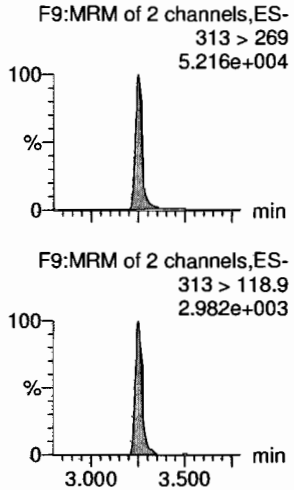

PFPeS

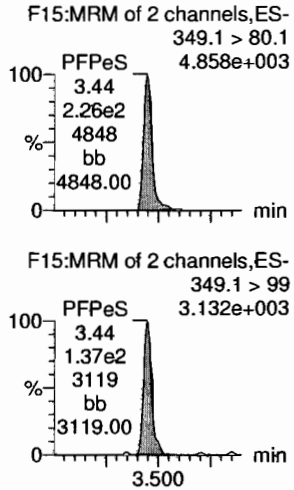

13C3-PFBA

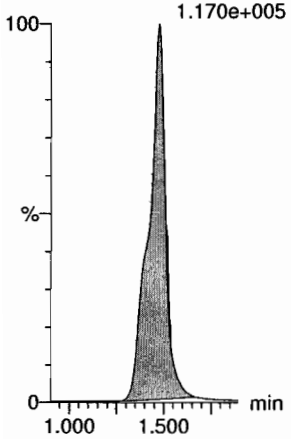

13C3-PFPeA

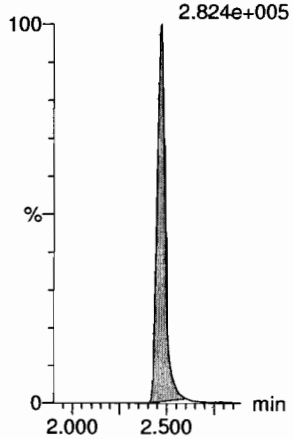

13C3-PFBS

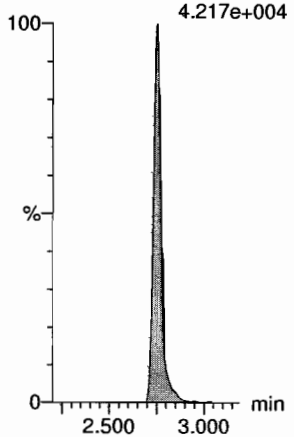

13C2-4:2 FTS

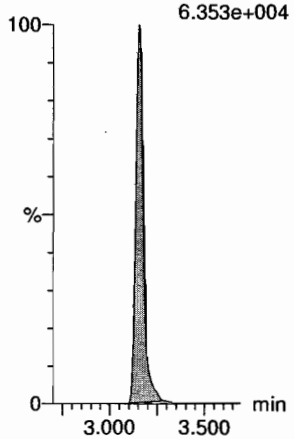

13C2-PFHxA

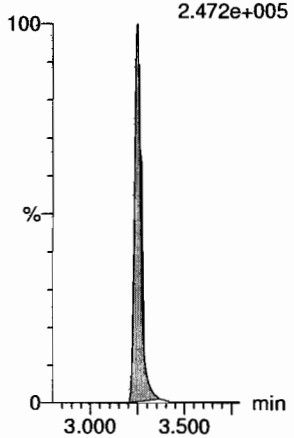

13C3-PFBS

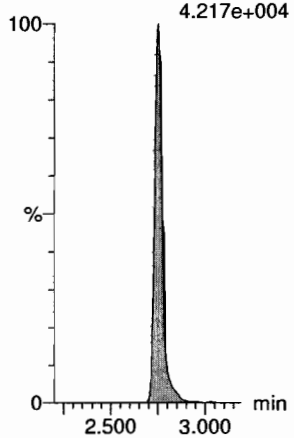

Vista Analytical Laboratory

Dataset: Z:\Projects\PFAS.PRO\Results\180925M1\180925M1-CRV.qld

Last Altered: Wednesday, September 26, 2018 09:51:37 Pacific Daylight Time
Printed: Wednesday, September 26, 2018 09:51:48 Pacific Daylight Time

Name: 180925M1_4, Date: 25-Sep-2018, Time: 13:28:16, ID: ST180925M1-3 PFC CS0 18I1703, Description: PFC CS0 18I1703

6:2 FTS

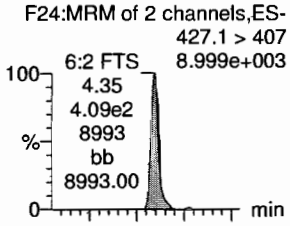

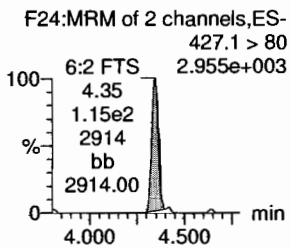

PFHpA

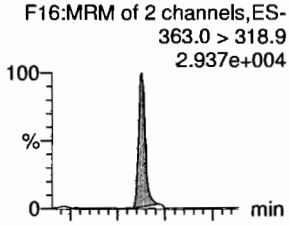

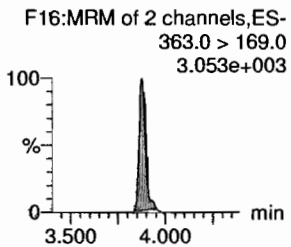

L-PFHxS

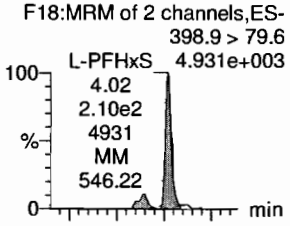

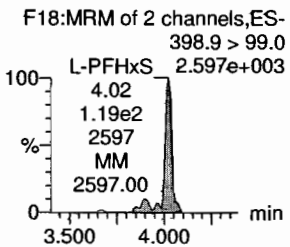

L-PFOA

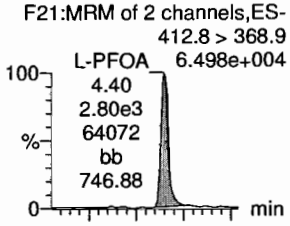

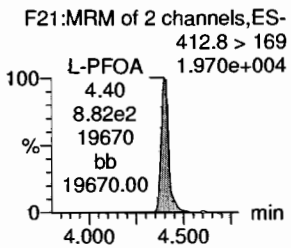

PFHpS

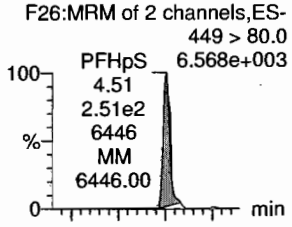

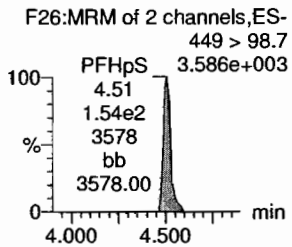

PFNA

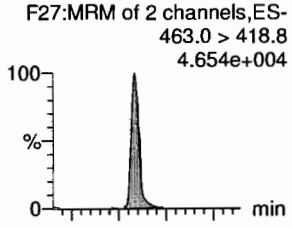

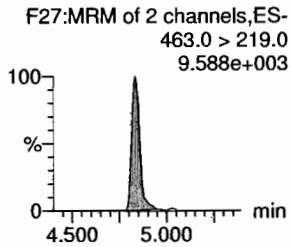

13C2-6:2 FTS



13C4-PFHpA

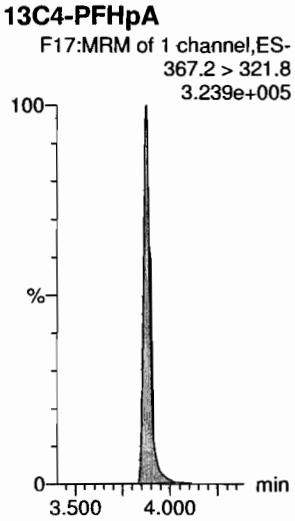

18O2-PFHxS

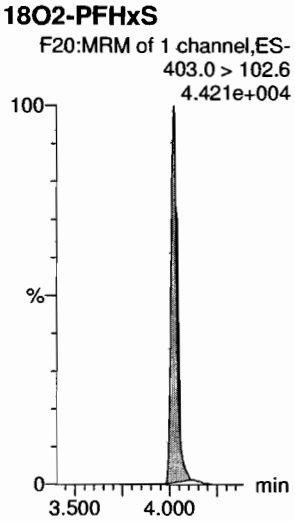

13C2-PFOA

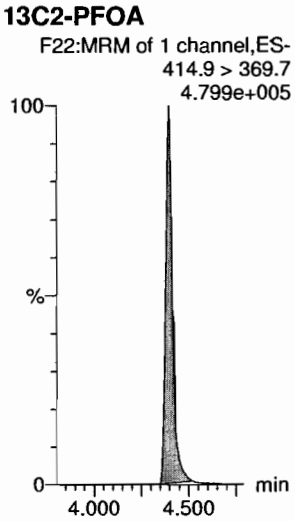

13C8-PFOS

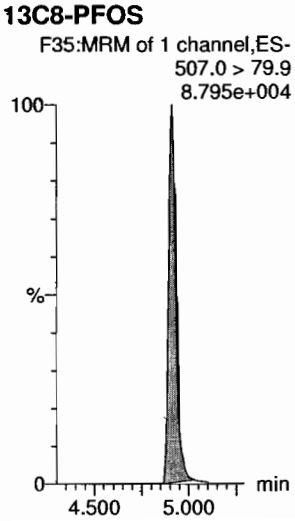

13C5-PFNA

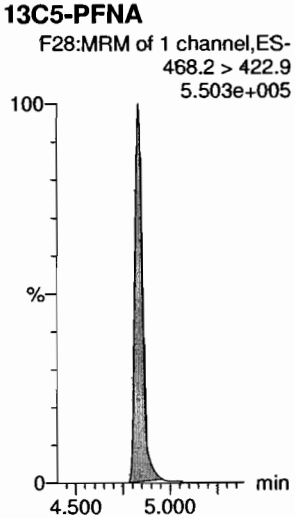

Vista Analytical Laboratory

Dataset: Z:\Projects\PFAS.PRO\Results\180925M1\180925M1-CRV.qld

Last Altered: Wednesday, September 26, 2018 09:51:37 Pacific Daylight Time
Printed: Wednesday, September 26, 2018 09:51:48 Pacific Daylight Time

Name: 180925M1_4, Date: 25-Sep-2018, Time: 13:28:16, ID: ST180925M1-3 PFC CS0 18I1703, Description: PFC CS0 18I1703

PFOSA

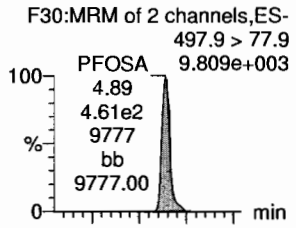

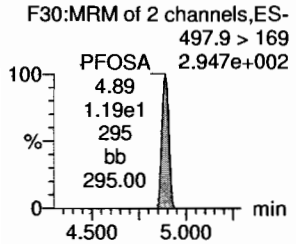

L-PFOS

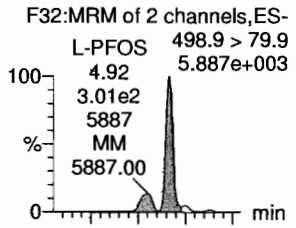

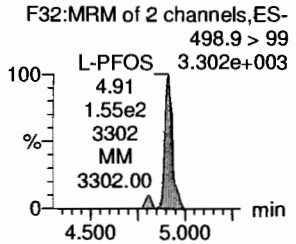

PFDA

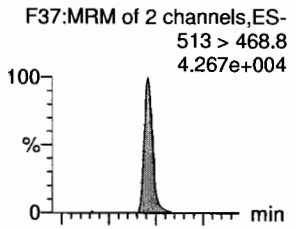

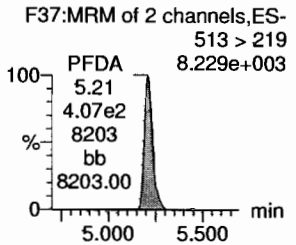

8:2 FTS

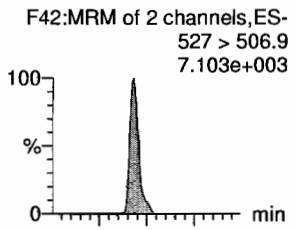

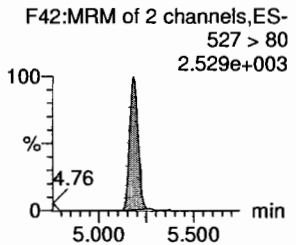

PFNS

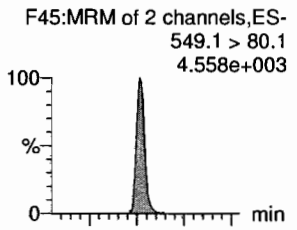

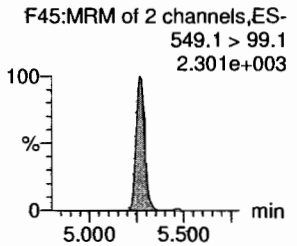

L-MeFOSAA

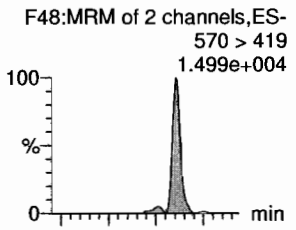

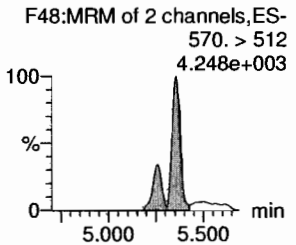

13C8-PFOSA

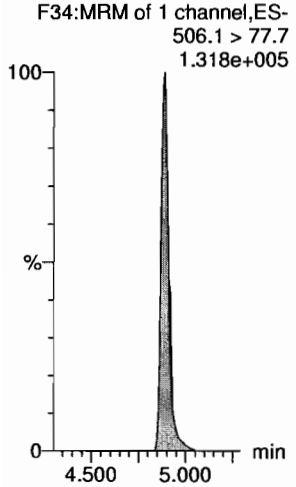

13C8-PFOS

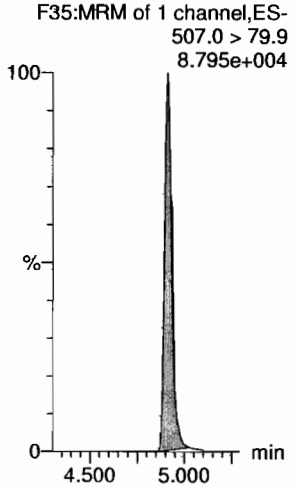

13C2-PFDA

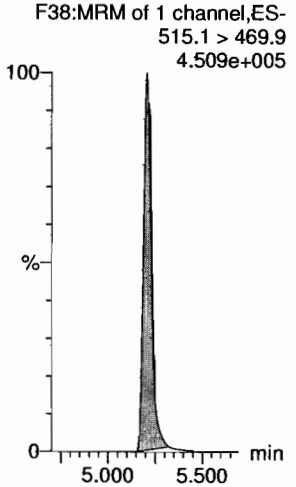

13C2-8:2 FTS

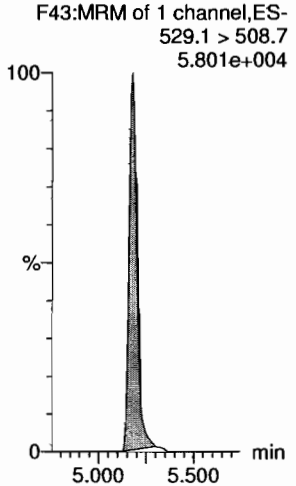

13C8-PFOS

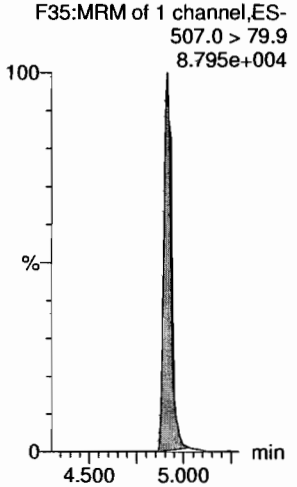

d3-N-MeFOSAA

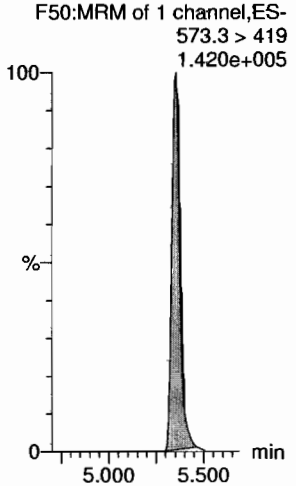

Vista Analytical Laboratory

Dataset: Z:\Projects\PFAS.PRO\Results\180925M1\180925M1-CRV.qld

Last Altered: Wednesday, September 26, 2018 09:51:37 Pacific Daylight Time
Printed: Wednesday, September 26, 2018 09:51:48 Pacific Daylight Time

Name: 180925M1_4, Date: 25-Sep-2018, Time: 13:28:16, ID: ST180925M1-3 PFC CS0 18I1703, Description: PFC CS0 18I1703

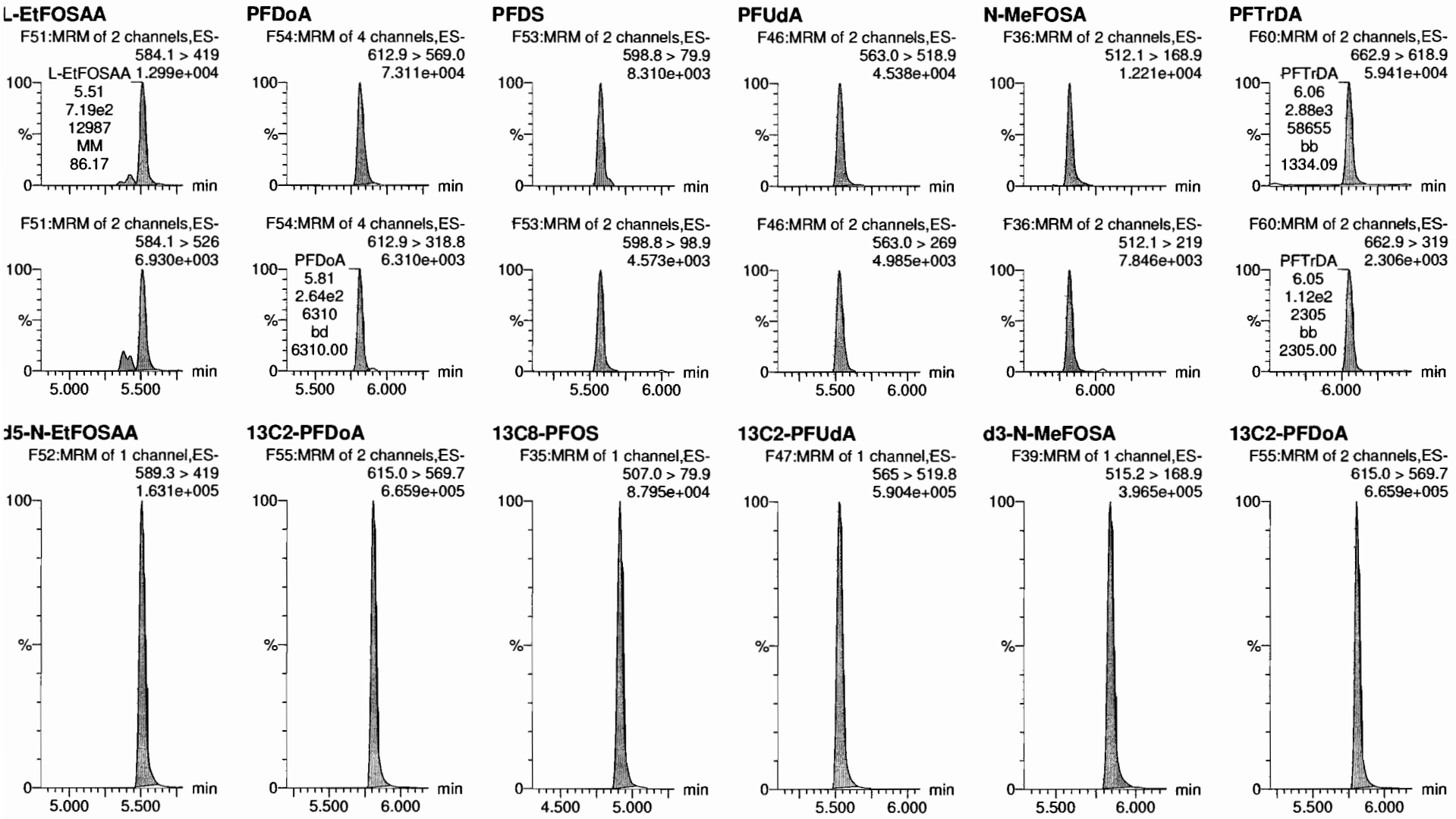

Vista Analytical Laboratory

Dataset: Z:\Projects\PFAS.PRO\Results\180925M1\180925M1-CRV.qld

Last Altered: Wednesday, September 26, 2018 09:51:37 Pacific Daylight Time
Printed: Wednesday, September 26, 2018 09:51:48 Pacific Daylight Time

Name: 180925M1_4, Date: 25-Sep-2018, Time: 13:28:16, ID: ST180925M1-3 PFC CS0 18I1703, Description: PFC CS0 18I1703

PFTeDA

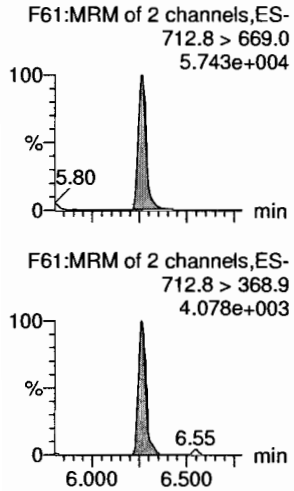

N-EtFOSA

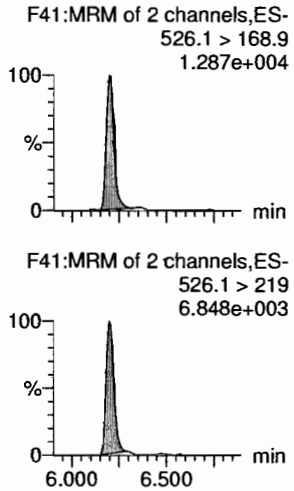

PFHxDA

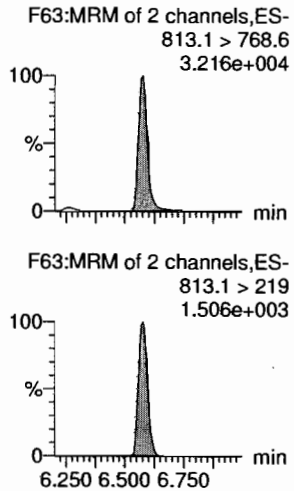

PFODA

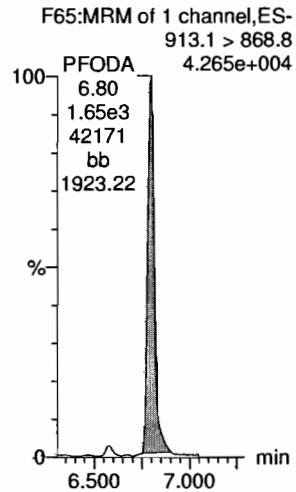

N-MeFOSE

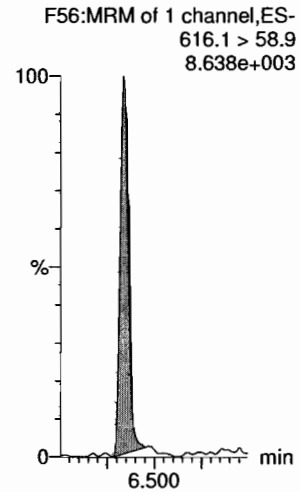

N-EtFOSE

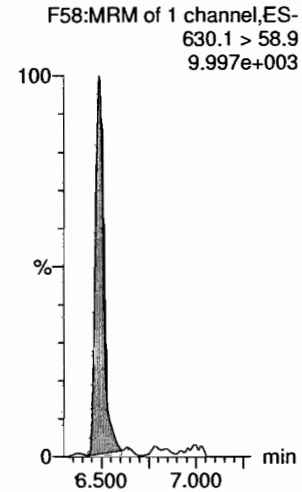

13C2-PFTeDA

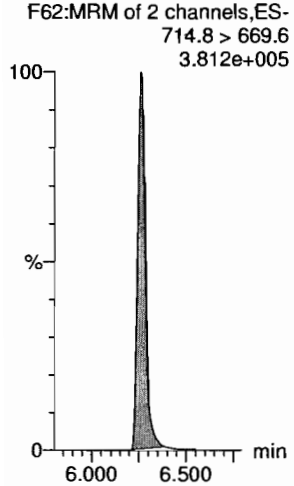

d5-N-ETFOSA

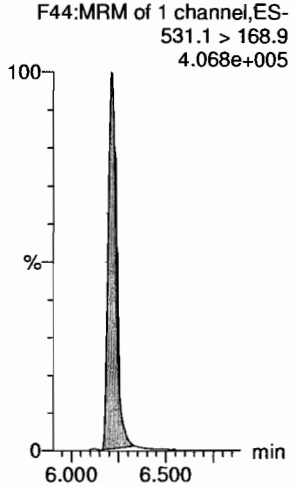

13C2-PFHxDA

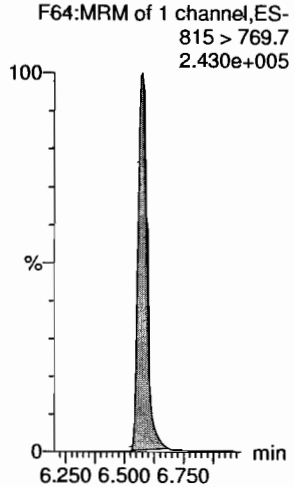

13C2-PFHxDA

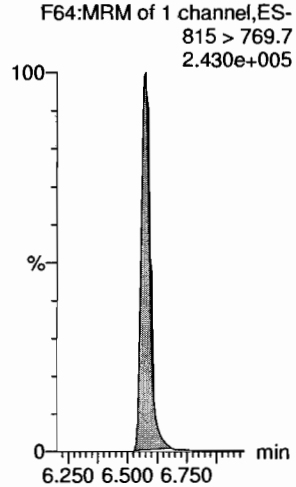

d7-N-MeFOSE

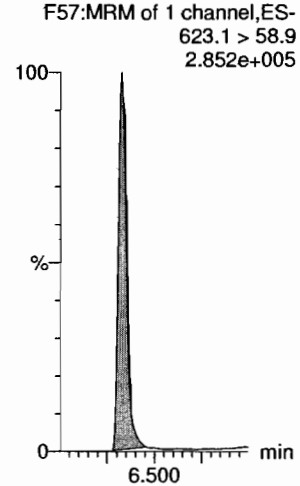

d9-N-EtFOSE

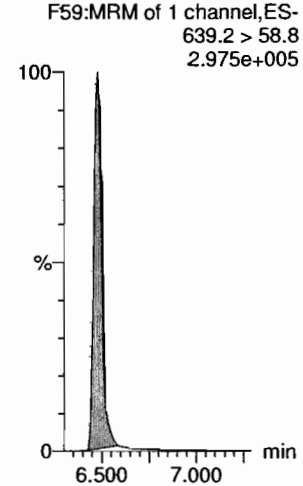

Vista Analytical Laboratory

Dataset: Z:\Projects\PFAS.PRO\Results\180925M1\180925M1-CRV.qld

Last Altered: Wednesday, September 26, 2018 09:51:37 Pacific Daylight Time
Printed: Wednesday, September 26, 2018 09:51:48 Pacific Daylight Time

Name: 180925M1_4, Date: 25-Sep-2018, Time: 13:28:16, ID: ST180925M1-3 PFC CS0 18I1703, Description: PFC CS0 18I1703

13C4-PFBA

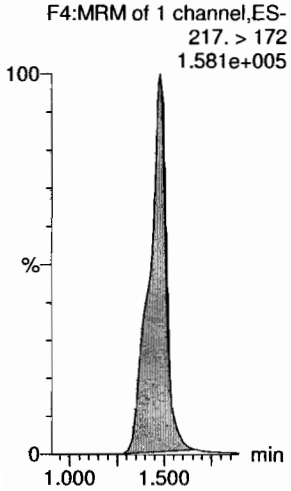

13C5-PFHxA

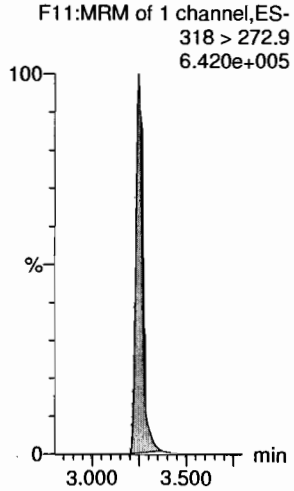

13C3-PFHxS

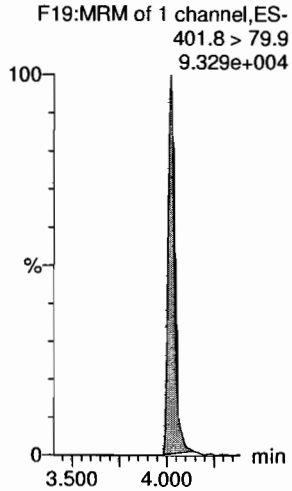

13C8-PFOA

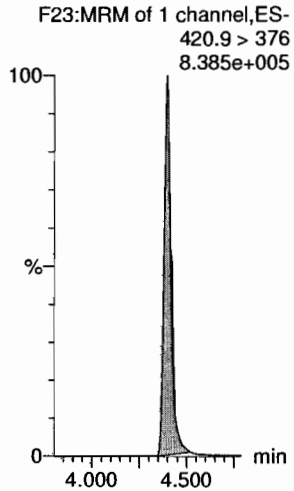

13C9-PFNA

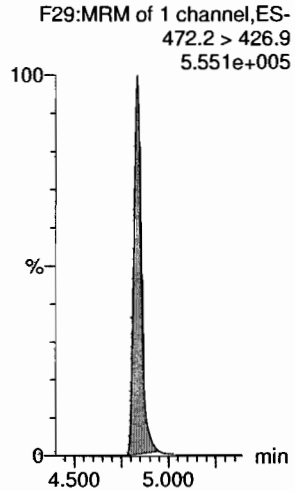

13C4-PFOS

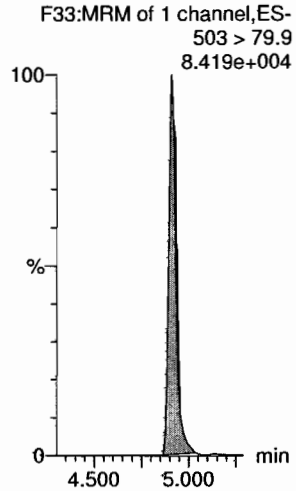

13C6-PFDA

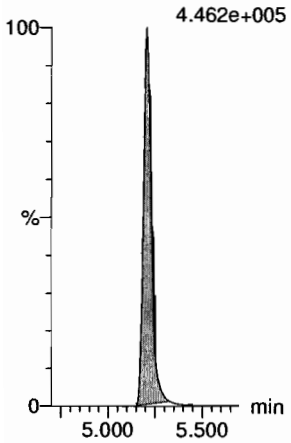

13C7-PFUdA

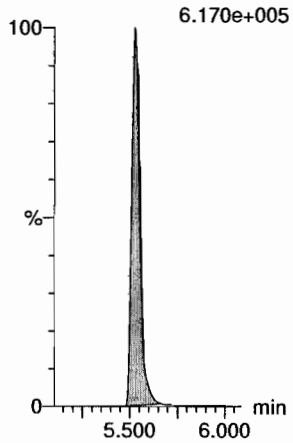

Dataset: Z:\Projects\PFAS.PRO\Results\180925M1\180925M1-CRV.qld

Last Altered: Wednesday, September 26, 2018 09:51:37 Pacific Daylight Time
Printed: Wednesday, September 26, 2018 09:51:48 Pacific Daylight Time

Name: 180925M1_5, Date: 25-Sep-2018, Time: 13:38:54, ID: ST180925M1-4 PFC CS1 18I1704, Description: PFC CS1 18I1704

PFBA

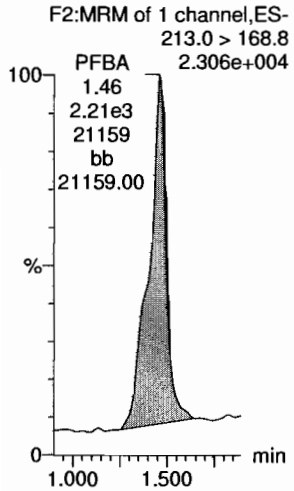

PFPeA



PFBS

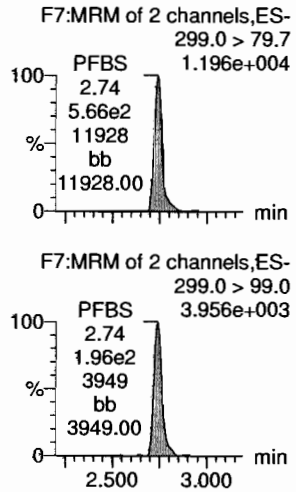

4:2 FTS

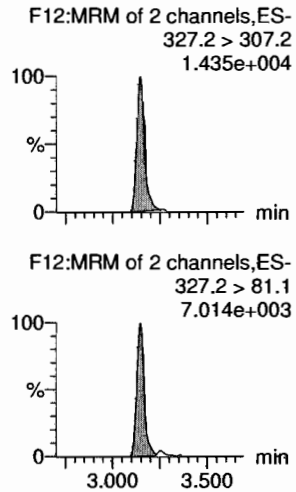

PFHxA

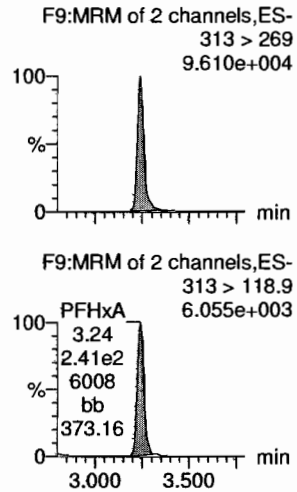

PFPeS

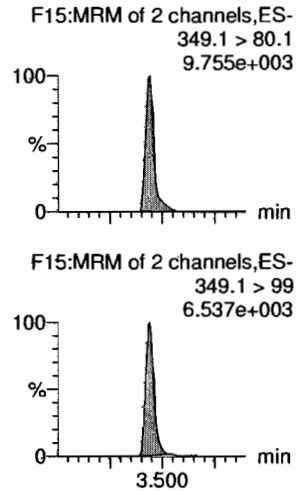

13C3-PFBA

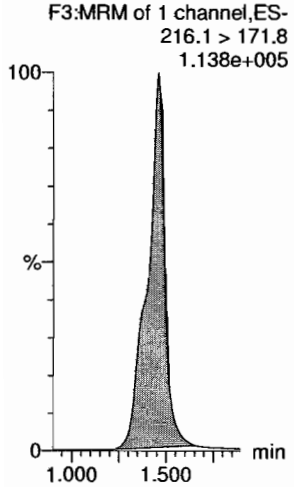

13C3-PFPeA

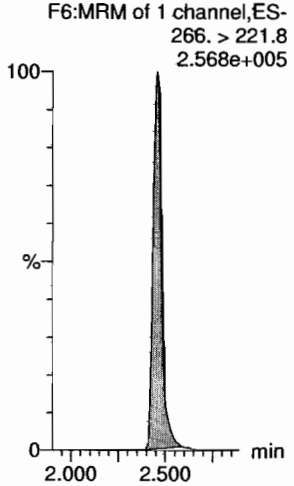

13C3-PFBS

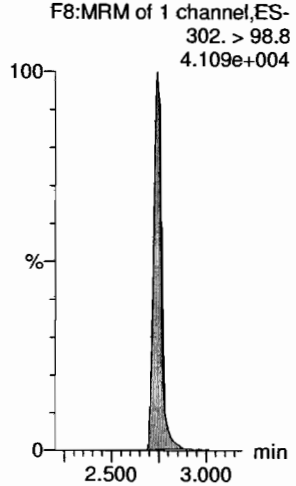

13C2-4:2 FTS

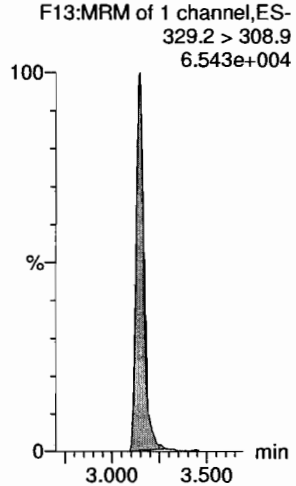

13C2-PFHxA

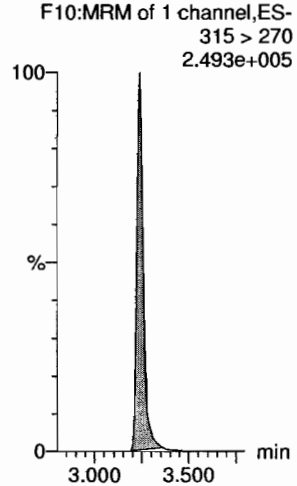

13C3-PFBS



Vista Analytical Laboratory

Dataset: Z:\Projects\PFAS.PRO\Results\180925M1\180925M1-CRV.qld

Last Altered: Wednesday, September 26, 2018 09:51:37 Pacific Daylight Time
Printed: Wednesday, September 26, 2018 09:51:48 Pacific Daylight Time

Name: 180925M1_5, Date: 25-Sep-2018, Time: 13:38:54, ID: ST180925M1-4 PFC CS1 18I1704, Description: PFC CS1 18I1704

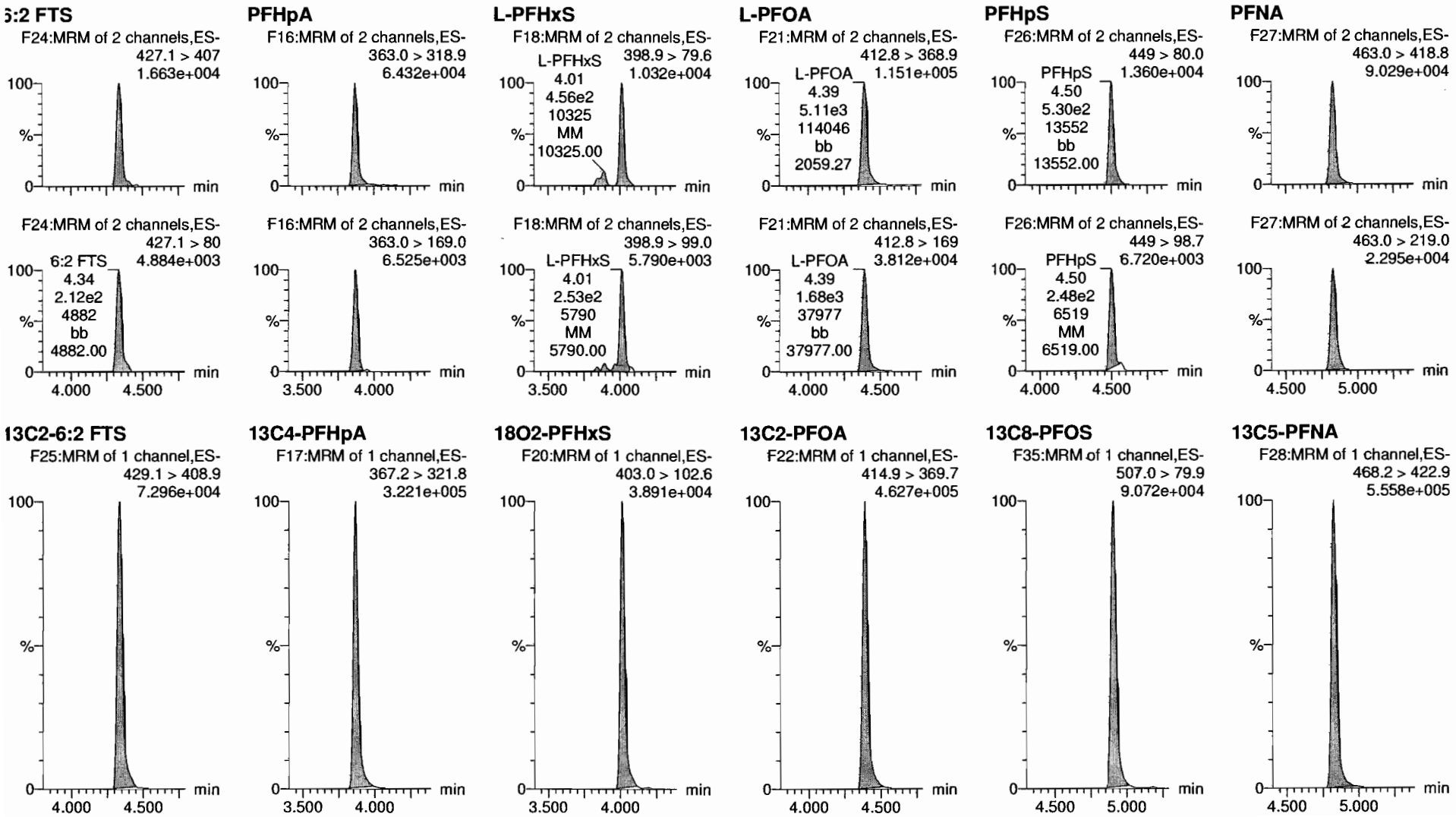

Vista Analytical Laboratory

Dataset: Z:\Projects\PFAS.PRO\Results\180925M1\180925M1-CRV.qld

Last Altered: Wednesday, September 26, 2018 09:51:37 Pacific Daylight Time
Printed: Wednesday, September 26, 2018 09:51:48 Pacific Daylight Time

Name: 180925M1_5, Date: 25-Sep-2018, Time: 13:38:54, ID: ST180925M1-4 PFC CS1 18I1704, Description: PFC CS1 18I1704

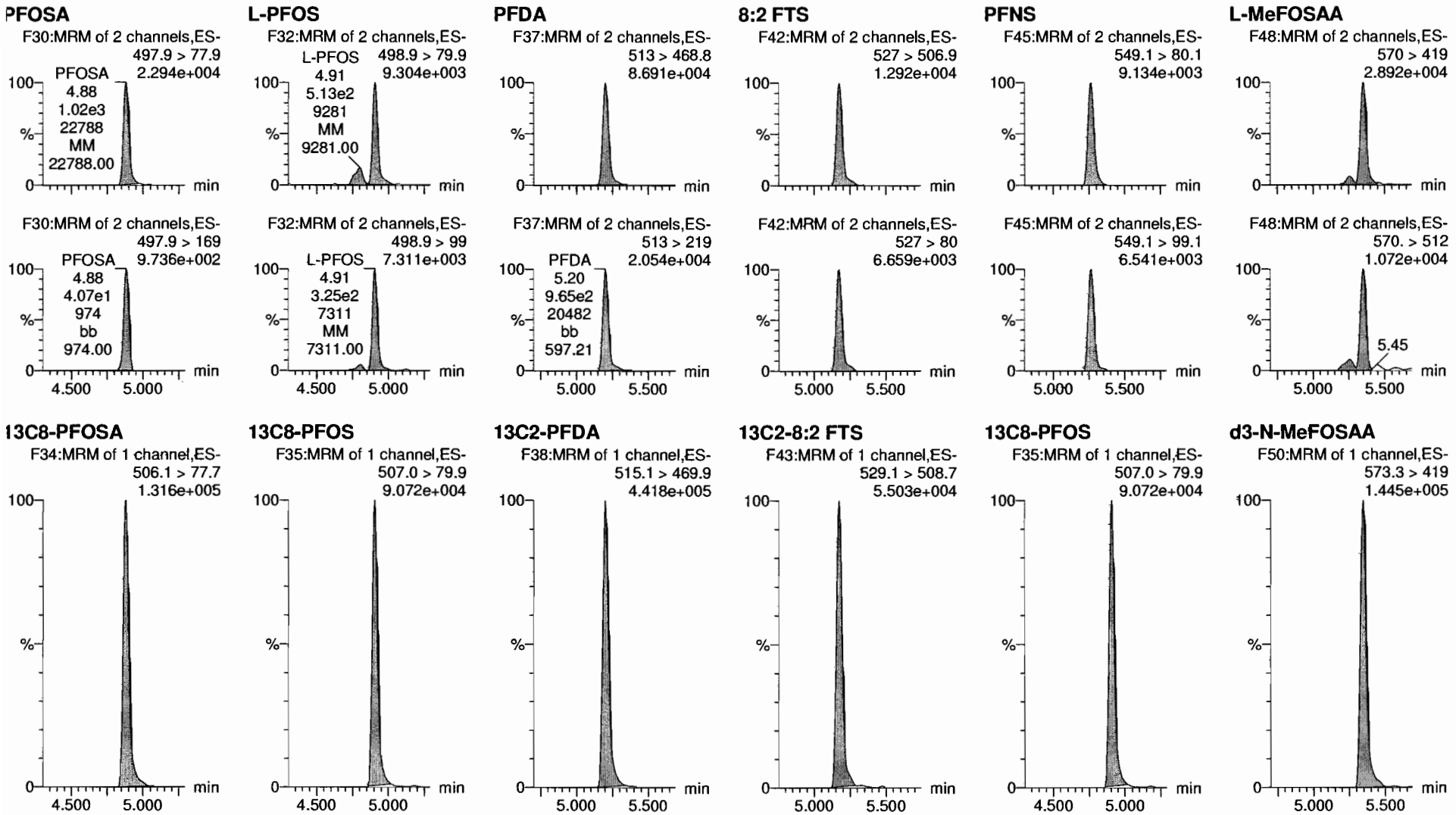

Vista Analytical Laboratory

Dataset: Z:\Projects\PFAS.PRO\Results\180925M1\180925M1-CRV.qld

Last Altered: Wednesday, September 26, 2018 09:51:37 Pacific Daylight Time
Printed: Wednesday, September 26, 2018 09:51:48 Pacific Daylight Time

Name: 180925M1_5, Date: 25-Sep-2018, Time: 13:38:54, ID: ST180925M1-4 PFC CS1 18I1704, Description: PFC CS1 18I1704

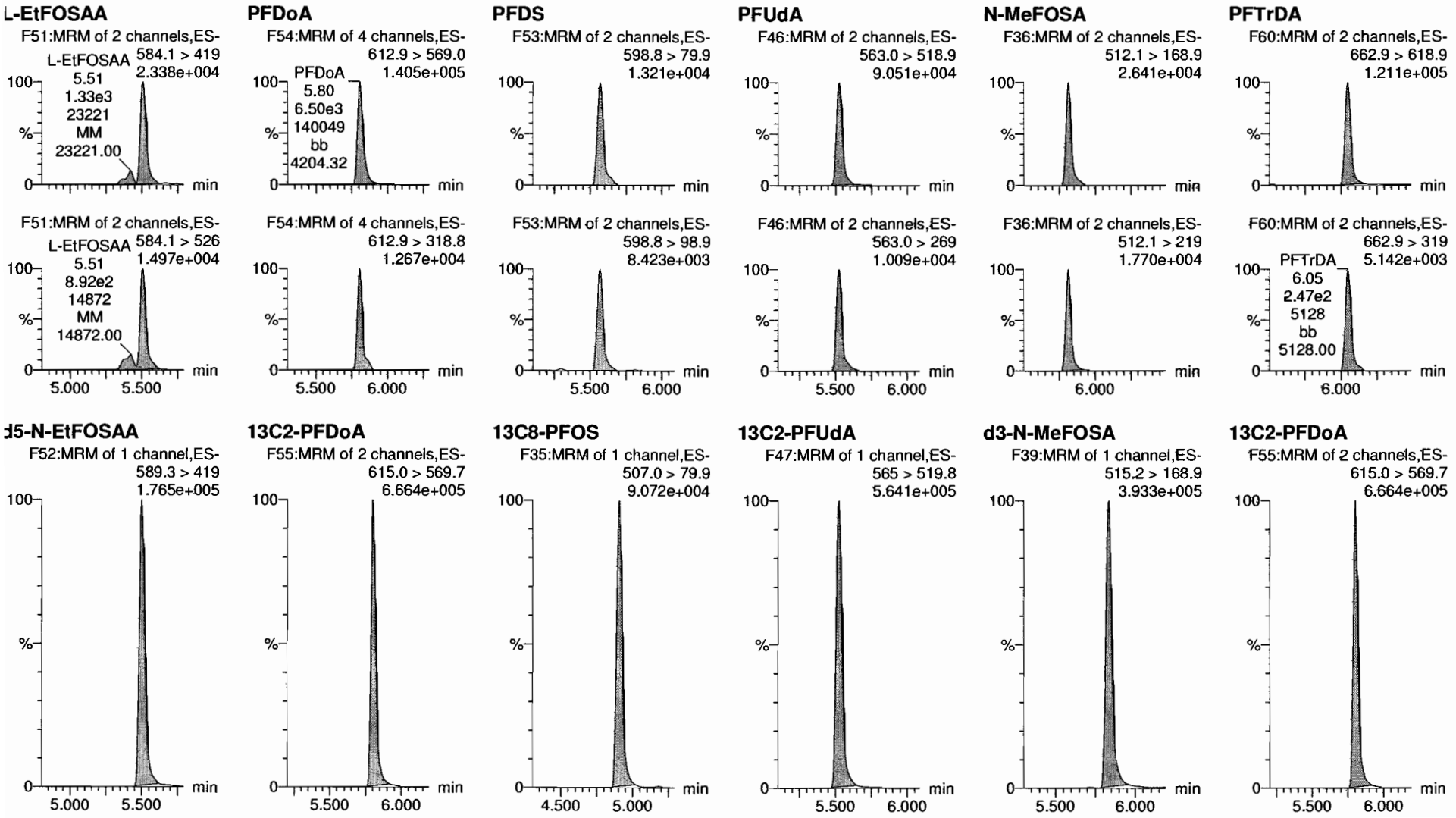

Vista Analytical Laboratory

Dataset: Z:\Projects\PFAS.PRO\Results\180925M1\180925M1-CRV.qld

Last Altered: Wednesday, September 26, 2018 09:51:37 Pacific Daylight Time
Printed: Wednesday, September 26, 2018 09:51:48 Pacific Daylight Time

Name: 180925M1_5, Date: 25-Sep-2018, Time: 13:38:54, ID: ST180925M1-4 PFC CS1 18I1704, Description: PFC CS1 18I1704

PFTeDA
F61:MRM of 2 channels,ES-
712.8 > 669.0
1.117e+005

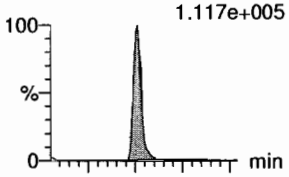

F61:MRM of 2 channels,ES-
712.8 > 368.9
6.486e+003

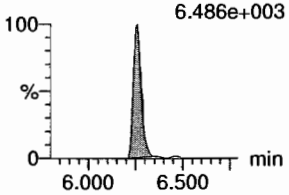

N-EtFOSA
F41:MRM of 2 channels,ES-
526.1 > 168.9
2.539e+004

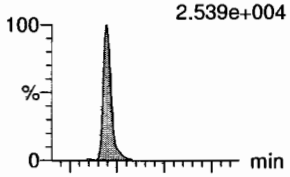

F41:MRM of 2 channels,ES-
526.1 > 219
1.647e+004

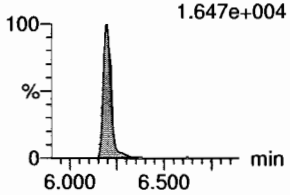

PFHxDA
F63:MRM of 2 channels,ES-
813.1 > 768.6
6.009e+004

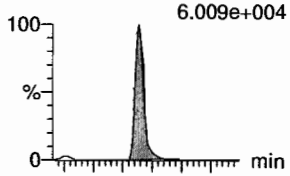

F63:MRM of 2 channels,ES-
813.1 > 219
2.811e+003

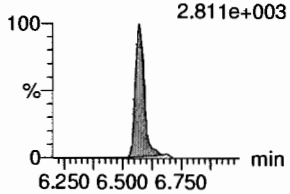

PFODA
F65:MRM of 1 channel,ES-
913.1 > 868.8
7.805e+004



N-MeFOSE
F56:MRM of 1 channel,ES-
616.1 > 58.9
1.718e+004

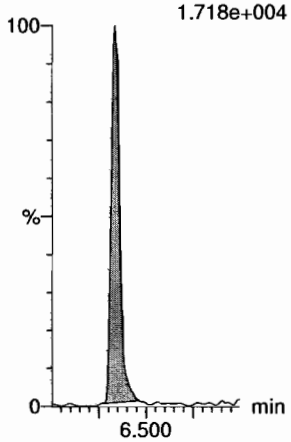

N-EtFOSE
F58:MRM of 1 channel,ES-
630.1 > 58.9
2.181e+004

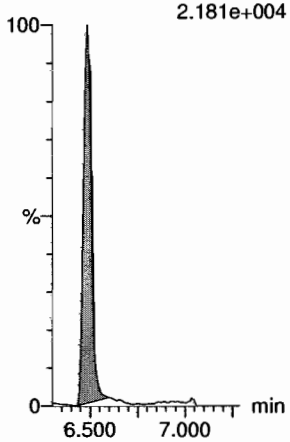

13C2-PFTeDA
F62:MRM of 2 channels,ES-
714.8 > 669.6
3.730e+005

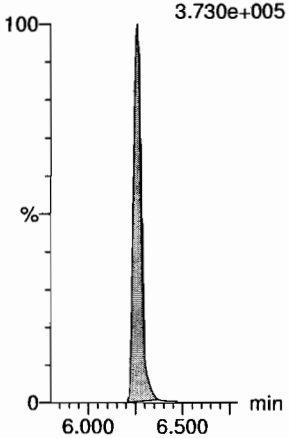

d5-N-ETFOSA
F44:MRM of 1 channel,ES-
531.1 > 168.9
4.153e+005

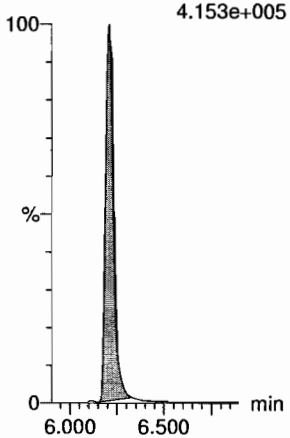

13C2-PFHxDA
F64:MRM of 1 channel,ES-
815 > 769.7
2.406e+005

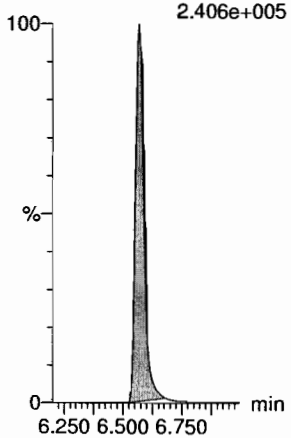

13C2-PFHxDA
F64:MRM of 1 channel,ES-
815 > 769.7
2.406e+005

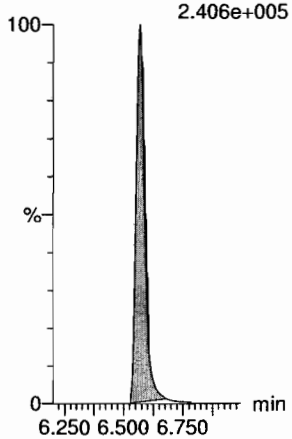

d7-N-MeFOSE
F57:MRM of 1 channel,ES-
623.1 > 58.9
2.876e+005

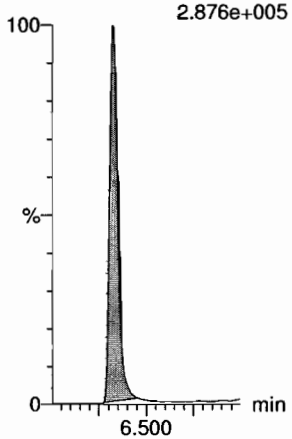

d9-N-EtFOSE
F59:MRM of 1 channel,ES-
639.2 > 58.8
2.935e+005

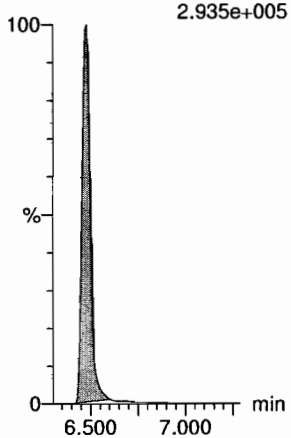

Vista Analytical Laboratory

Dataset: Z:\Projects\PFAS.PRO\Results\180925M1\180925M1-CRV.qld

Last Altered: Wednesday, September 26, 2018 09:51:37 Pacific Daylight Time
Printed: Wednesday, September 26, 2018 09:51:48 Pacific Daylight Time

Name: 180925M1_5, Date: 25-Sep-2018, Time: 13:38:54, ID: ST180925M1-4 PFC CS1 18I1704, Description: PFC CS1 18I1704

13C4-PFBA

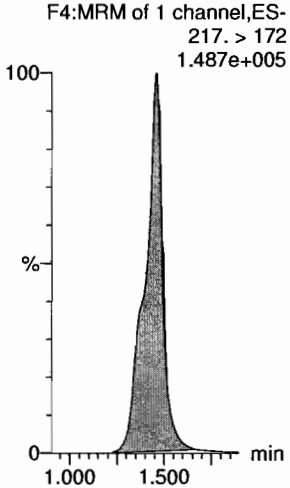

13C5-PFHxA

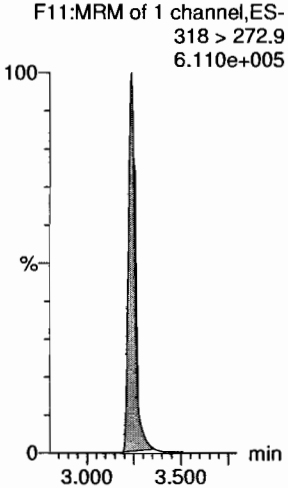

13C3-PFHxS

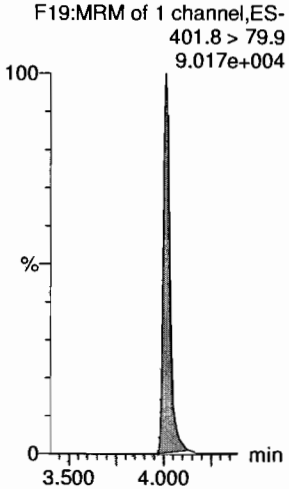

13C8-PFOA

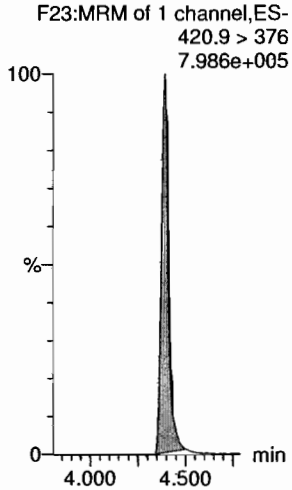

13C9-PFNA

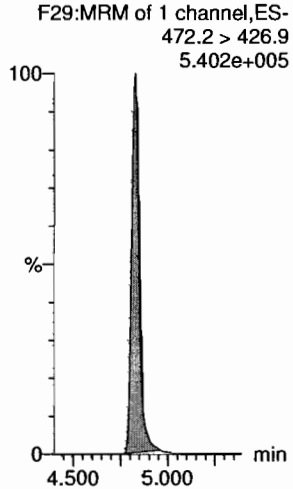

13C4-PFOS

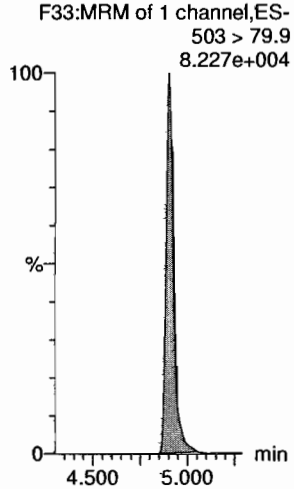

13C6-PFDA

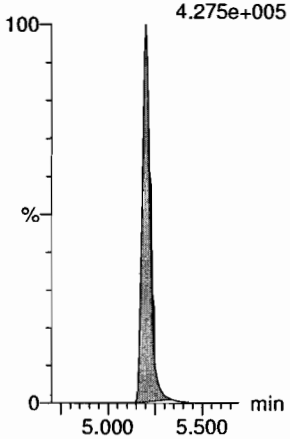

13C7-PFUdA

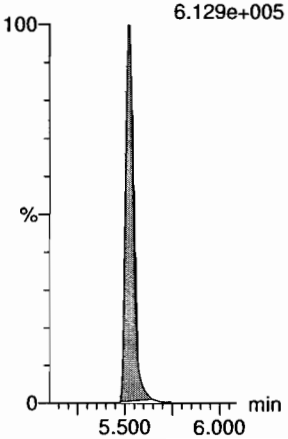

Vista Analytical Laboratory

Dataset: Z:\Projects\PFAS.PRO\Results\180925M1\180925M1-CRV.qld

Last Altered: Wednesday, September 26, 2018 09:51:37 Pacific Daylight Time
Printed: Wednesday, September 26, 2018 09:51:48 Pacific Daylight Time

Name: 180925M1_6, Date: 25-Sep-2018, Time: 13:49:27, ID: ST180925M1-5 PFC CS2 18I1705, Description: PFC CS2 18I1705

PFBA

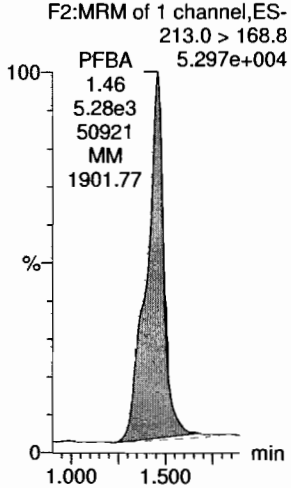

PFPeA

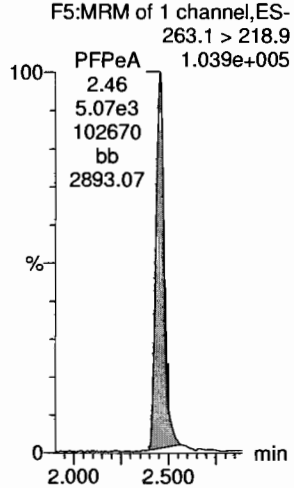

PFBS

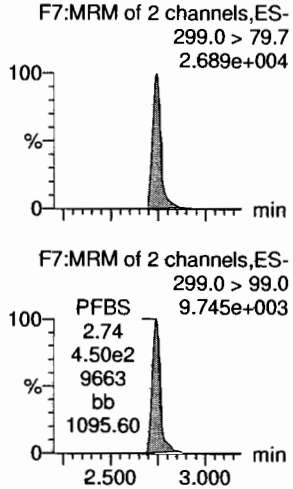

4:2 FTS

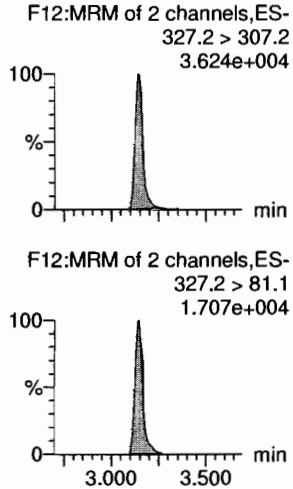

PFHxA

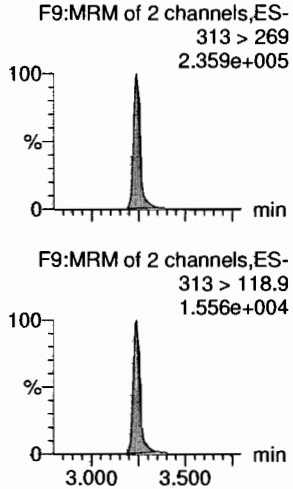

PFPeS

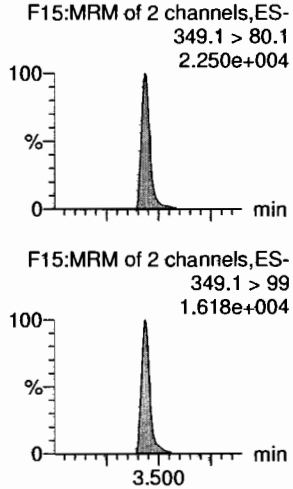

13C3-PFBA

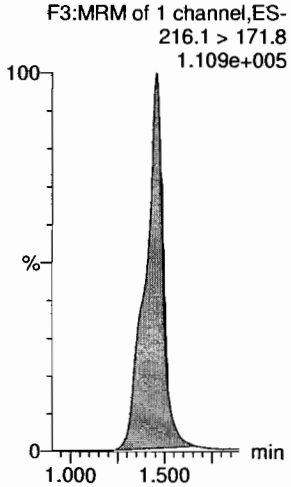

13C3-PFPeA

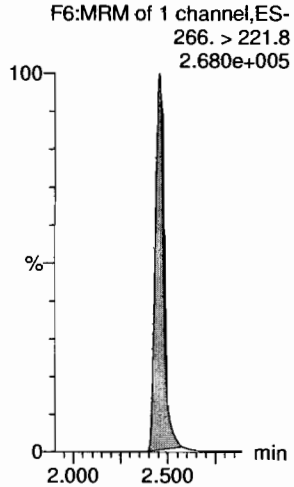

13C3-PFBS

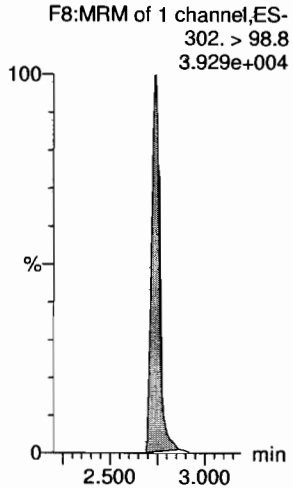

13C2-4:2 FTS

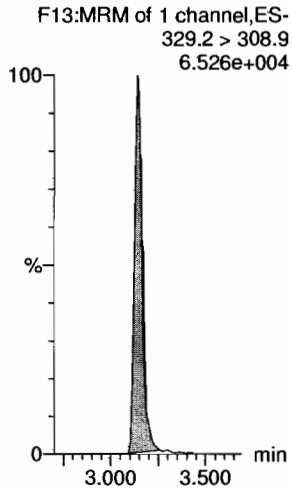

13C2-PFHxA

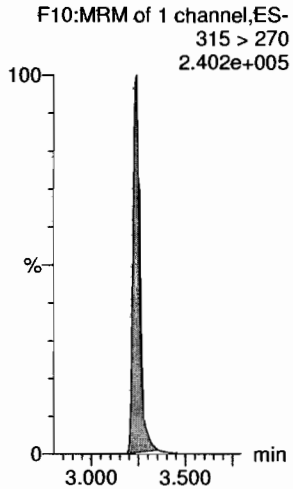

13C3-PFBS

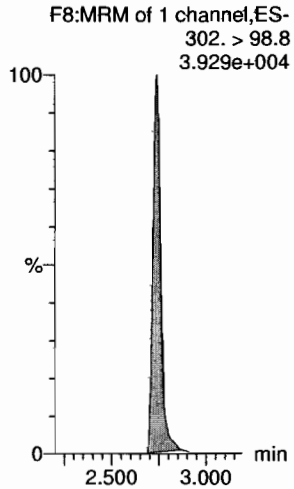

Dataset: Z:\Projects\PFAS.PRO\Results\180925M1\180925M1-CRV.qld

Last Altered: Wednesday, September 26, 2018 09:51:37 Pacific Daylight Time
Printed: Wednesday, September 26, 2018 09:51:48 Pacific Daylight Time

Name: 180925M1_6, Date: 25-Sep-2018, Time: 13:49:27, ID: ST180925M1-5 PFC CS2 18I1705, Description: PFC CS2 18I1705

6:2 FTS
F24:MRM of 2 channels,ES-
427.1 > 407
4.660e+004

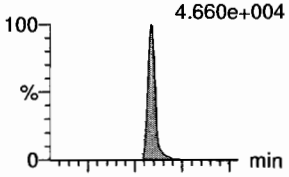

F24:MRM of 2 channels,ES-
427.1 > 80
1.392e+004

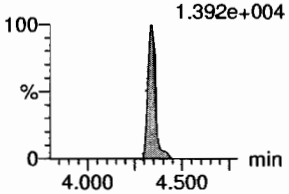

PFHpA
F16:MRM of 2 channels,ES-
363.0 > 318.9
1.527e+005

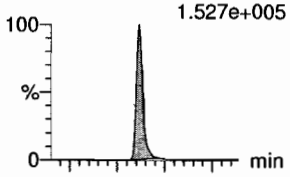

F16:MRM of 2 channels,ES-
363.0 > 169.0
1.385e+004

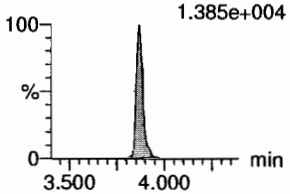

L-PFHxS
F18:MRM of 2 channels,ES-
L-PFHxS 398.9 > 79.6
4.01 2.385e+004
1.14e3
23846
MM
1216.60

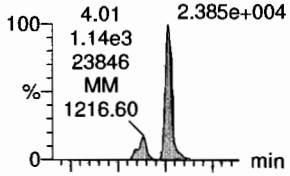

F18:MRM of 2 channels,ES-
L-PFHxS 398.9 > 99.0
4.01 1.391e+004
6.30e2
13914
MM
1457.87

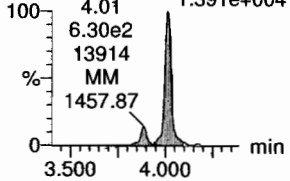

L-PFOA
F21:MRM of 2 channels,ES-
412.8 > 368.9
L-PFOA 3.096e+005
4.39
1.30e4
307735
bb
2641.19

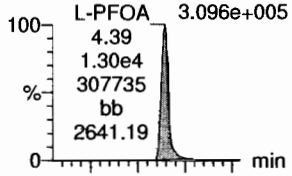

F21:MRM of 2 channels,ES-
412.8 > 169
L-PFOA 9.389e+004
4.39
3.98e3
93627
MM
93627.00

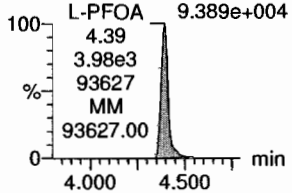

PFHpS
F26:MRM of 2 channels,ES-
449 > 80.0
PFHpS 2.949e+004
4.50
1.17e3
29278
MM
29278.00

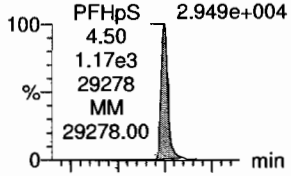

F26:MRM of 2 channels,ES-
449 > 98.7
PFHpS 1.679e+004
4.49
6.40e2
16651
bb
16651.00

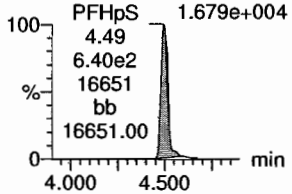

PFNA
F27:MRM of 2 channels,ES-
463.0 > 418.8
2.260e+005

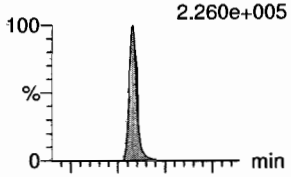

F27:MRM of 2 channels,ES-
463.0 > 219.0
5.468e+004

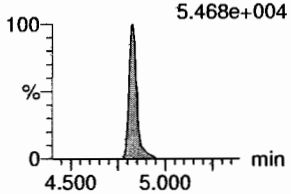

13C2-6:2 FTS
F25:MRM of 1 channel,ES-
429.1 > 408.9
7.308e+004

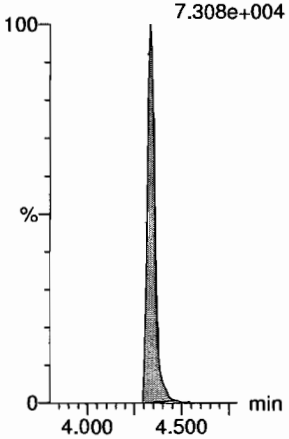

13C4-PFHpA
F17:MRM of 1 channel,ES-
367.2 > 321.8
3.248e+005

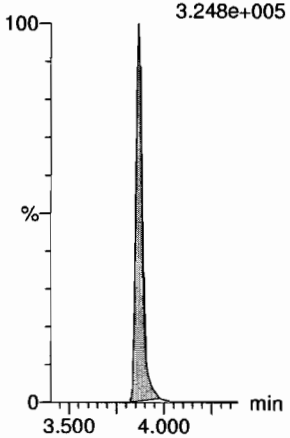

18O2-PFHxS
F20:MRM of 1 channel,ES-
403.0 > 102.6
4.199e+004

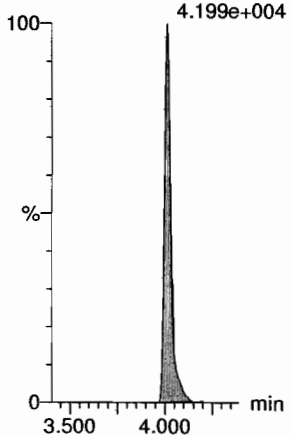

13C2-PFOA
F22:MRM of 1 channel,ES-
414.9 > 369.7
4.519e+005

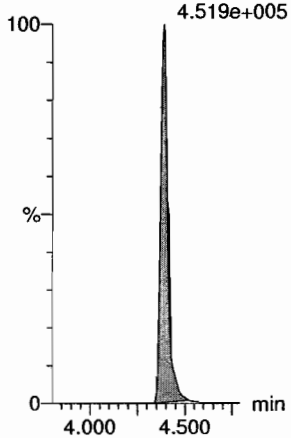

13C8-PFOS
F35:MRM of 1 channel,ES-
507.0 > 79.9
8.200e+004

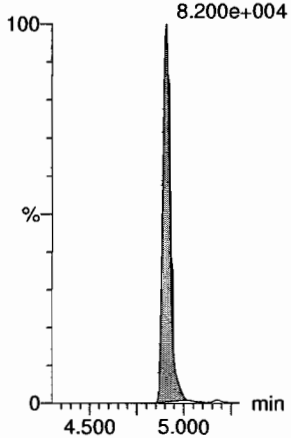

13C5-PFNA
F28:MRM of 1 channel,ES-
468.2 > 422.9
5.289e+005

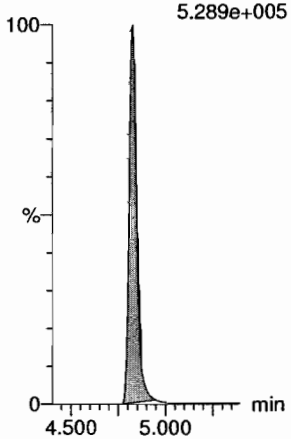

Vista Analytical Laboratory

Dataset: Z:\Projects\PFAS.PRO\Results\180925M1\180925M1-CRV.qld

Last Altered: Wednesday, September 26, 2018 09:51:37 Pacific Daylight Time
Printed: Wednesday, September 26, 2018 09:51:48 Pacific Daylight Time

Name: 180925M1_6, Date: 25-Sep-2018, Time: 13:49:27, ID: ST180925M1-5 PFC CS2 18I1705, Description: PFC CS2 18I1705

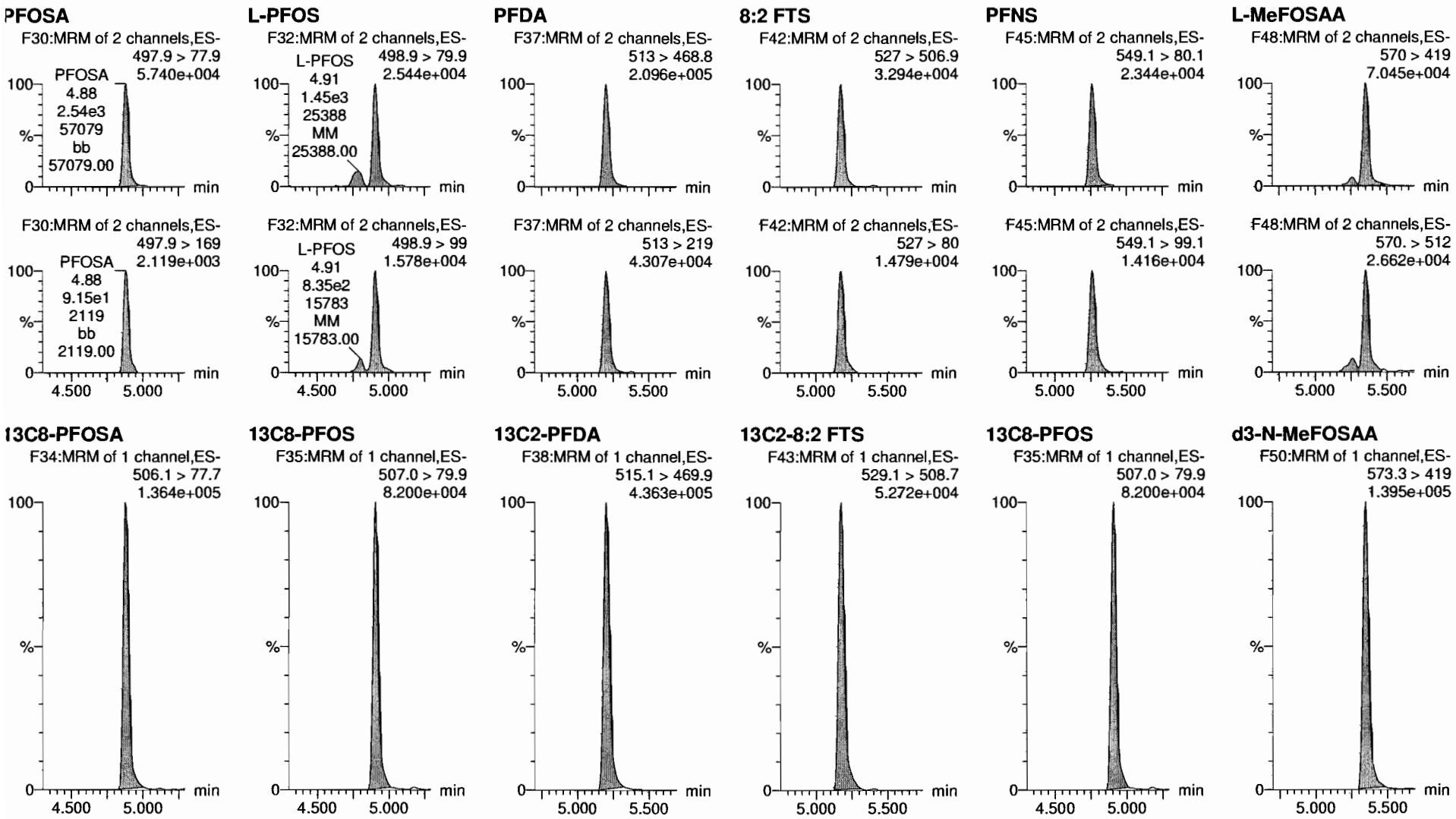

Dataset: Z:\Projects\PFAS.PRO\Results\180925M1\180925M1-CRV.qld

Last Altered: Wednesday, September 26, 2018 09:51:37 Pacific Daylight Time
Printed: Wednesday, September 26, 2018 09:51:48 Pacific Daylight Time

Name: 180925M1_6, Date: 25-Sep-2018, Time: 13:49:27, ID: ST180925M1-5 PFC CS2 18I1705, Description: PFC CS2 18I1705

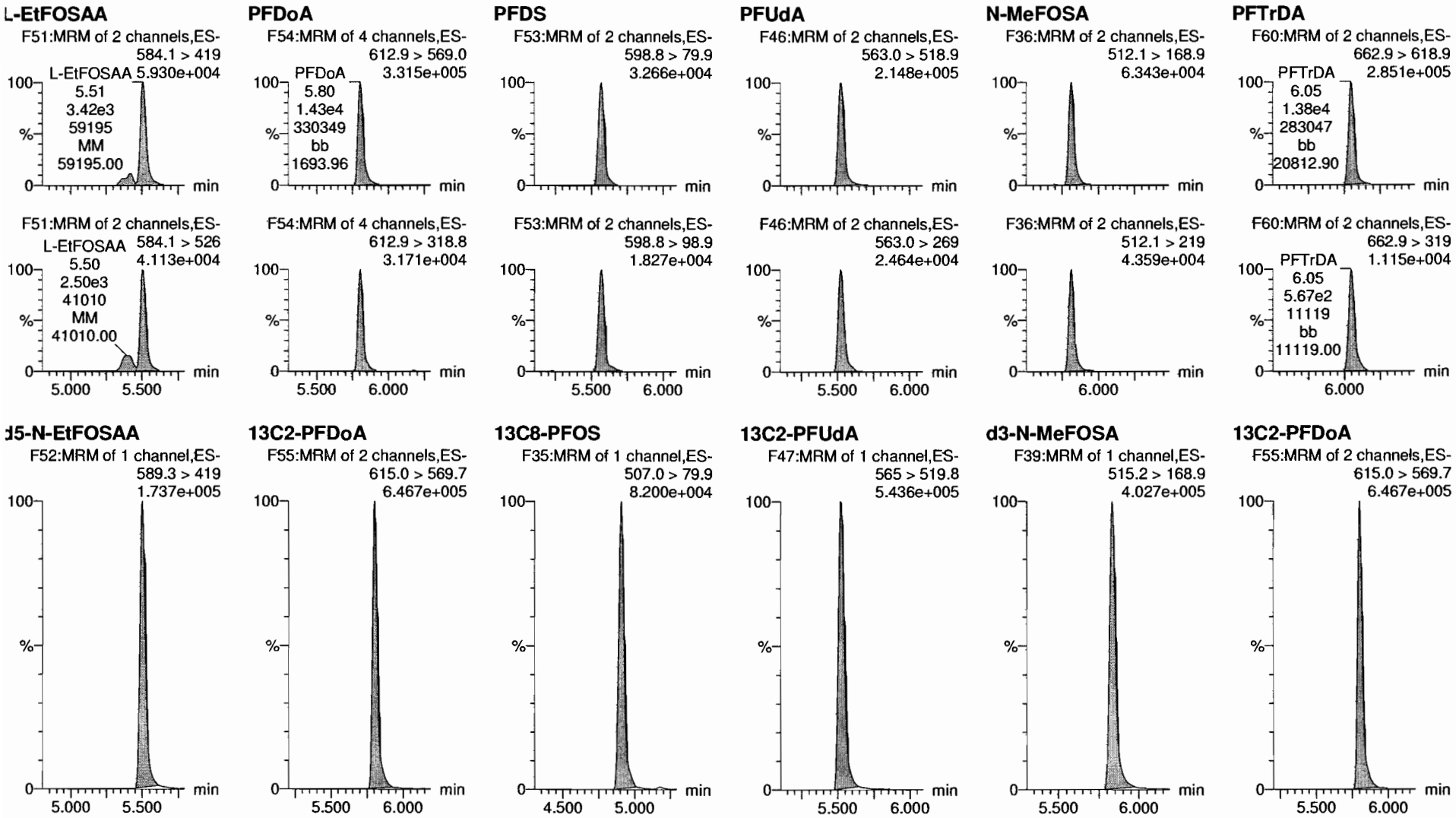

Dataset: Z:\Projects\PFAS.PRO\Results\180925M1\180925M1-CRV.qld

Last Altered: Wednesday, September 26, 2018 09:51:37 Pacific Daylight Time
Printed: Wednesday, September 26, 2018 09:51:48 Pacific Daylight Time

Name: 180925M1_6, Date: 25-Sep-2018, Time: 13:49:27, ID: ST180925M1-5 PFC CS2 18I1705, Description: PFC CS2 18I1705

PFTeDA
F61:MRM of 2 channels,ES-
712.8 > 669.0
2.631e+005

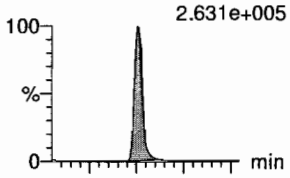

F61:MRM of 2 channels,ES-
712.8 > 368.9
2.073e+004

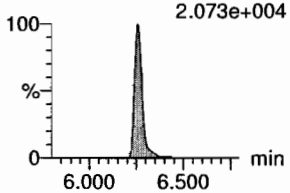

N-EtFOSA
F41:MRM of 2 channels,ES-
526.1 > 168.9
5.822e+004

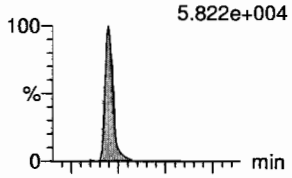

F41:MRM of 2 channels,ES-
526.1 > 219
3.919e+004

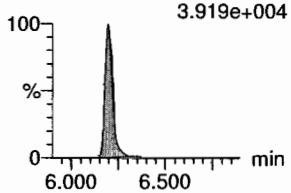

PFHxDA
F63:MRM of 2 channels,ES-
813.1 > 768.6
1.359e+005

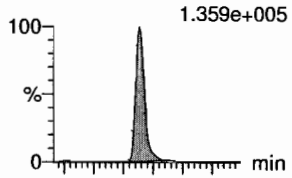

F63:MRM of 2 channels,ES-
813.1 > 219
6.189e+003

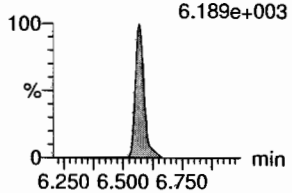

PFODA
F65:MRM of 1 channel,ES-
913.1 > 868.8
1.998e+005

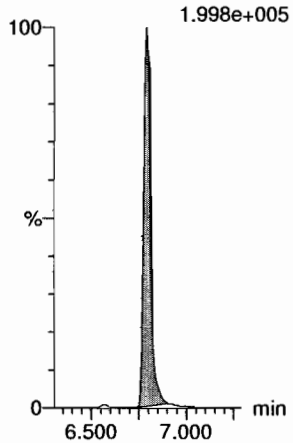

N-MeFOSE
F56:MRM of 1 channel,ES-
616.1 > 58.9
4.538e+004

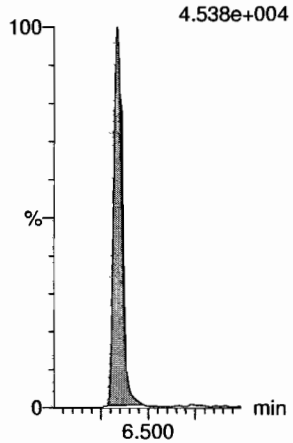

N-EtFOSE
F58:MRM of 1 channel,ES-
630.1 > 58.9
5.204e+004

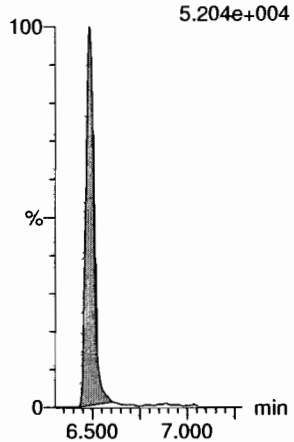

13C2-PFTeDA
F62:MRM of 2 channels,ES-
714.8 > 669.6
3.785e+005

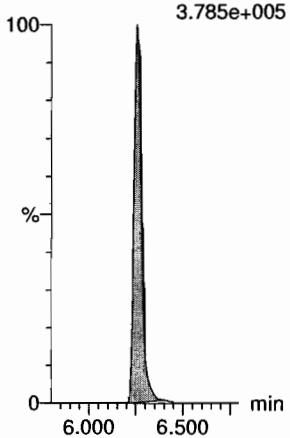

d5-N-ETFOSA
F44:MRM of 1 channel,ES-
531.1 > 168.9
4.353e+005

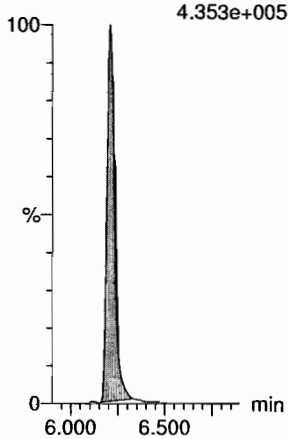

13C2-PFHxDA
F64:MRM of 1 channel,ES-
815 > 769.7
2.388e+005

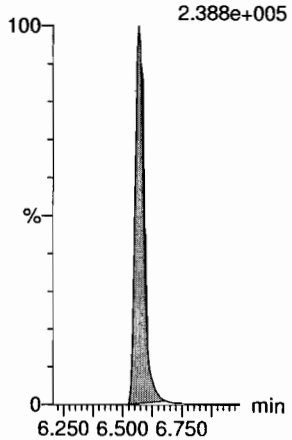

13C2-PFHxDA
F64:MRM of 1 channel,ES-
815 > 769.7
2.388e+005

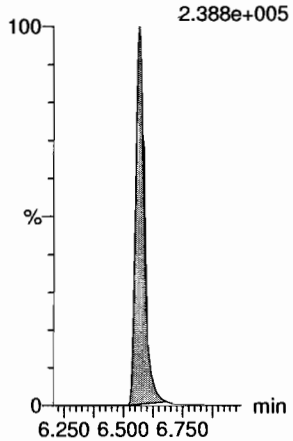

d7-N-MeFOSE
F57:MRM of 1 channel,ES-
623.1 > 58.9
2.910e+005

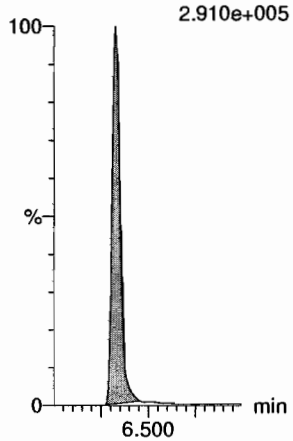

d9-N-EtFOSE
F59:MRM of 1 channel,ES-
639.2 > 58.8
2.943e+005

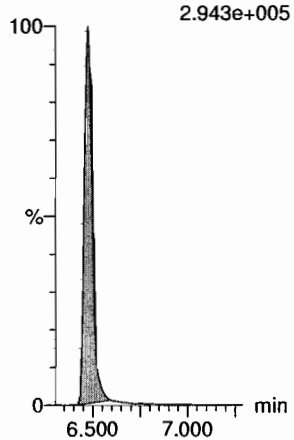

Dataset: Z:\Projects\PFAS.PRO\Results\180925M1\180925M1-CRV.qld

Last Altered: Wednesday, September 26, 2018 09:51:37 Pacific Daylight Time
Printed: Wednesday, September 26, 2018 09:51:48 Pacific Daylight Time

Name: 180925M1_6, Date: 25-Sep-2018, Time: 13:49:27, ID: ST180925M1-5 PFC CS2 18I1705, Description: PFC CS2 18I1705

13C4-PFBA

F4:MRM of 1 channel,ES-
217. > 172
1.505e+005

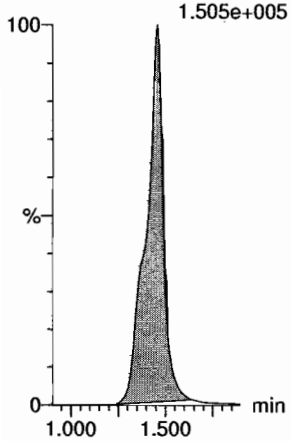

13C5-PFHxA

F11:MRM of 1 channel,ES-
318 > 272.9
6.170e+005

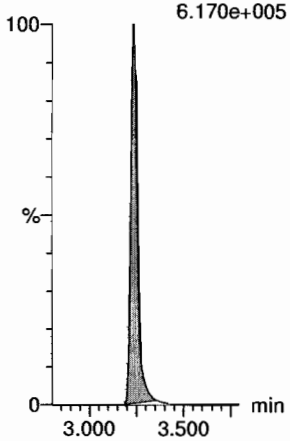

13C3-PFHxS

F19:MRM of 1 channel,ES-
401.8 > 79.9
9.290e+004

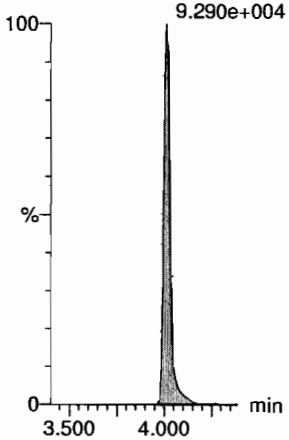

13C8-PFOA

F23:MRM of 1 channel,ES-
420.9 > 376
8.087e+005

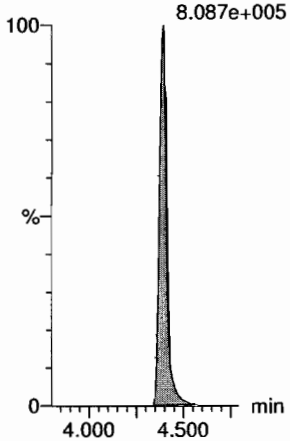

13C9-PFNA

F29:MRM of 1 channel,ES-
472.2 > 426.9
5.258e+005

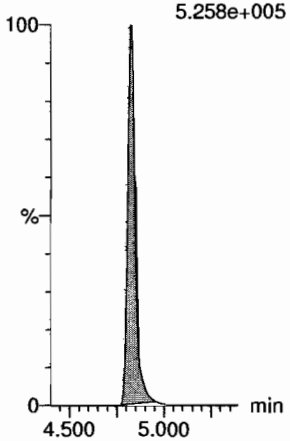

13C4-PFOS

F33:MRM of 1 channel,ES-
503 > 79.9
8.226e+004

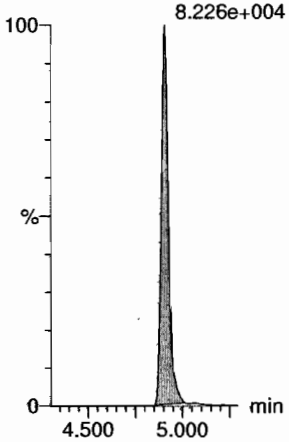

13C6-PFDA

F40:MRM of 1 channel,ES-
519.1 > 473.7
4.102e+005

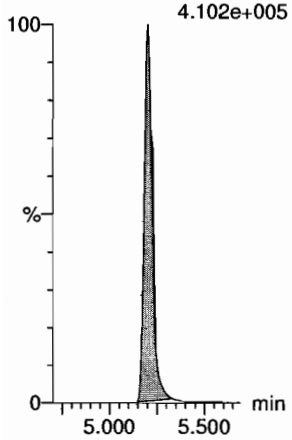

13C7-PFUdA

F49:MRM of 1 channel,ES-
570.1 > 524.8
5.936e+005

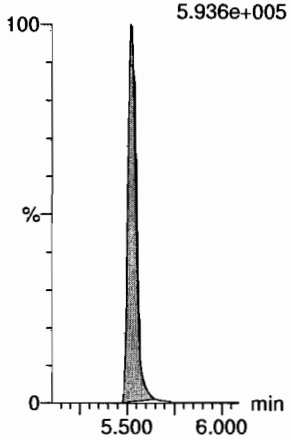

Vista Analytical Laboratory

Dataset: Z:\Projects\PFAS.PRO\Results\180925M1\180925M1-CRV.qld

Last Altered: Wednesday, September 26, 2018 09:51:37 Pacific Daylight Time
Printed: Wednesday, September 26, 2018 09:51:48 Pacific Daylight Time

Name: 180925M1_7, Date: 25-Sep-2018, Time: 14:00:06, ID: ST180925M1-6 PFC CS3 18I1706, Description: PFC CS3 18I1706

PFBA

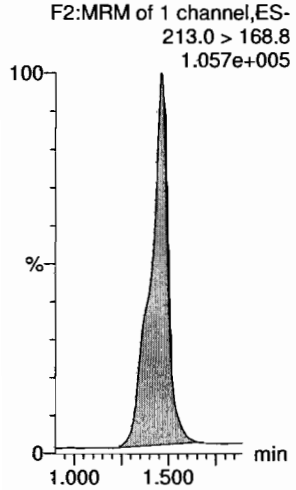

PFPeA

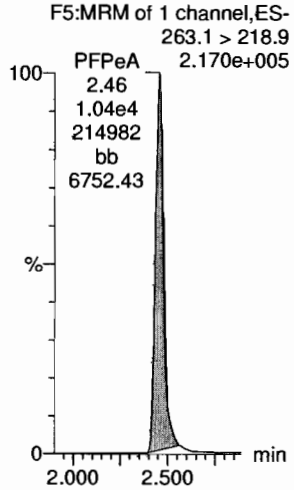

PFBS

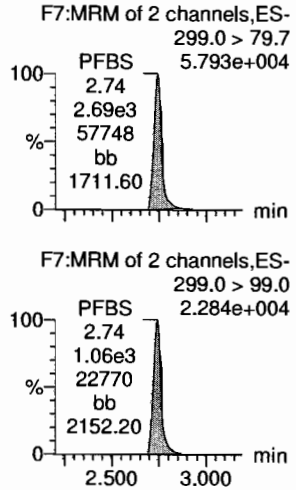

4:2 FTS

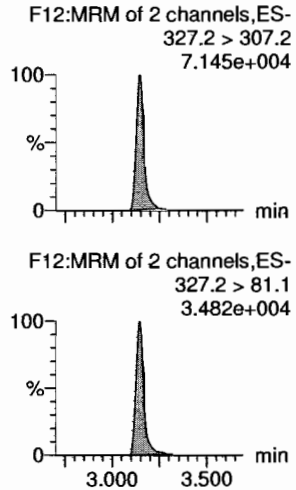

PFHxA

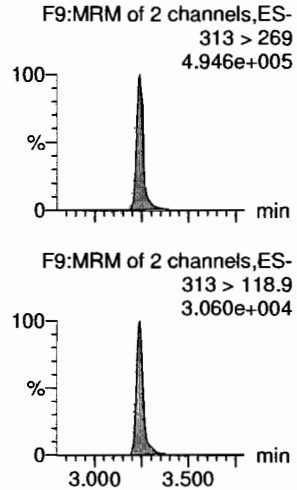

PFPeS

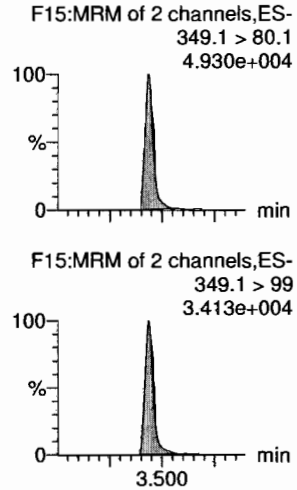

13C3-PFBA

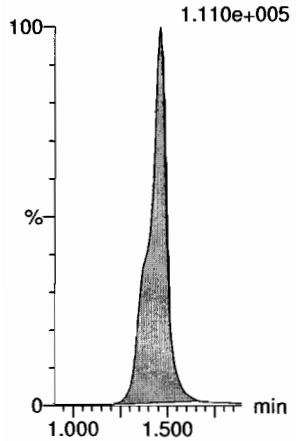

13C3-PFPeA

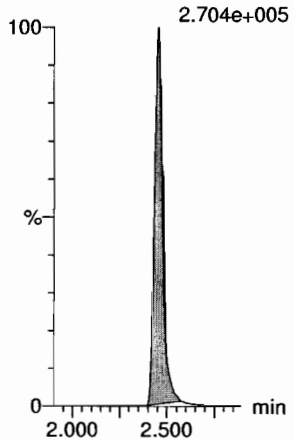

13C3-PFBS

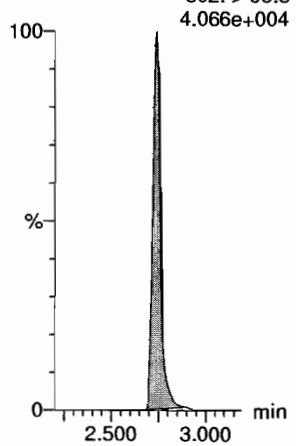

13C2-4:2 FTS

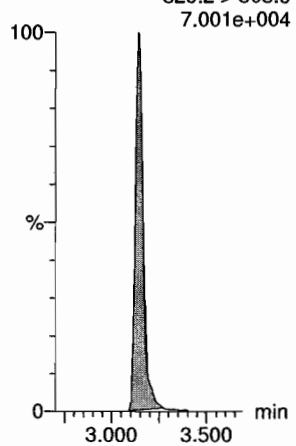

13C2-PFHxA

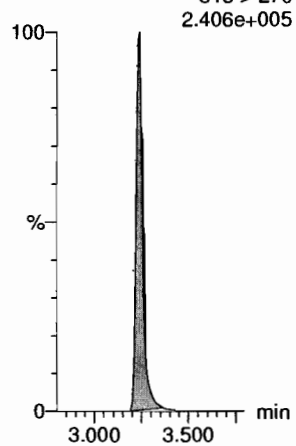

13C3-PFBS

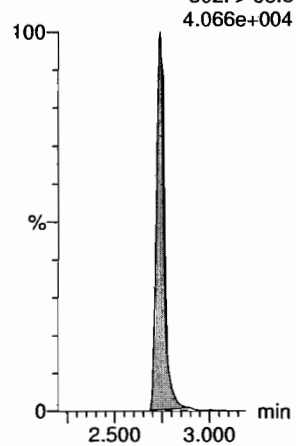

Vista Analytical Laboratory

Dataset: Z:\Projects\PFAS.PRO\Results\180925M1\180925M1-CRV.qld

Last Altered: Wednesday, September 26, 2018 09:51:37 Pacific Daylight Time
Printed: Wednesday, September 26, 2018 09:51:48 Pacific Daylight Time

Name: 180925M1_7, Date: 25-Sep-2018, Time: 14:00:06, ID: ST180925M1-6 PFC CS3 18I1706, Description: PFC CS3 18I1706

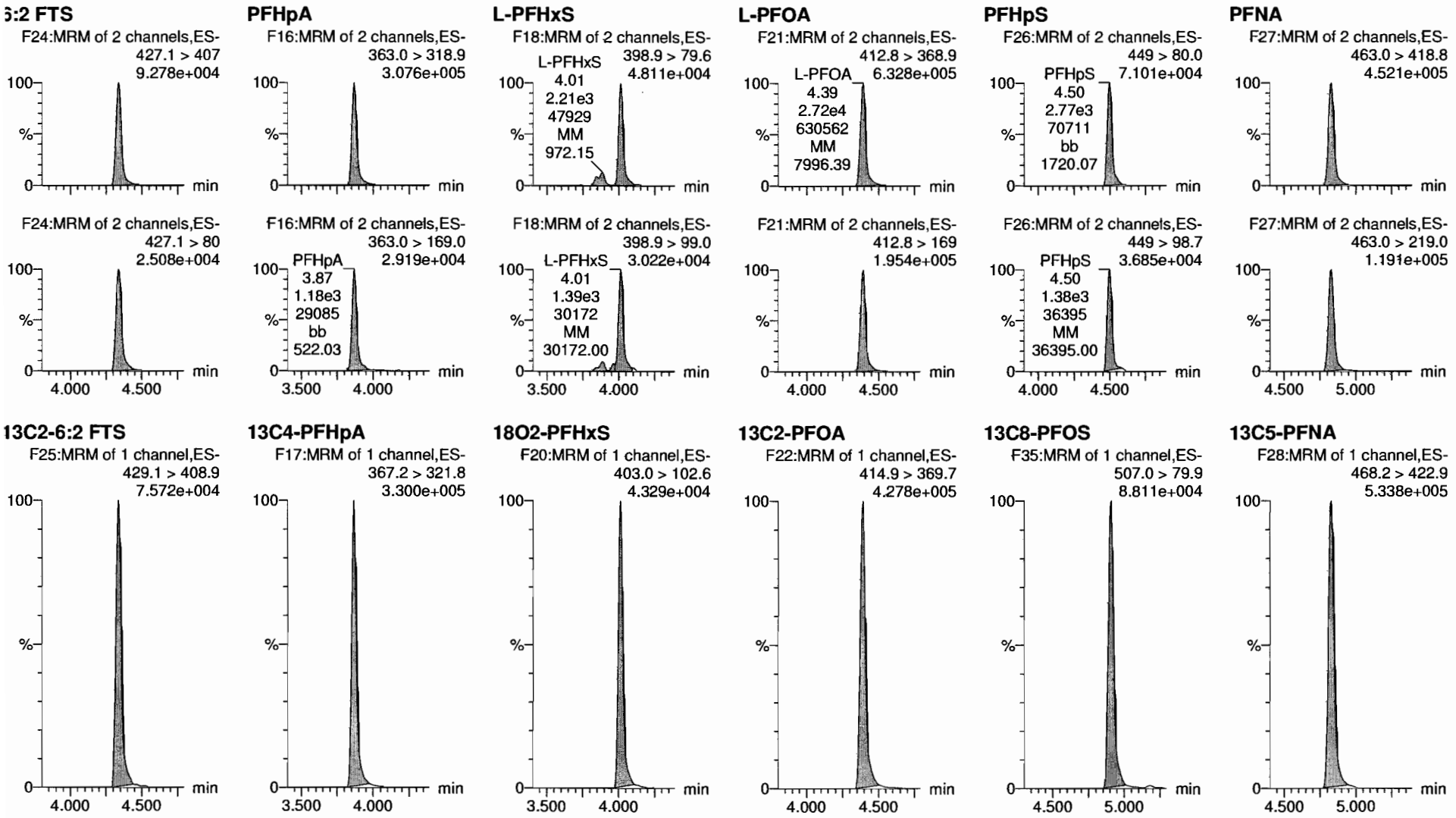

Vista Analytical Laboratory

Dataset: Z:\Projects\PFAS.PRO\Results\180925M1\180925M1-CRV.qld

Last Altered: Wednesday, September 26, 2018 09:51:37 Pacific Daylight Time
Printed: Wednesday, September 26, 2018 09:51:48 Pacific Daylight Time

Name: 180925M1_7, Date: 25-Sep-2018, Time: 14:00:06, ID: ST180925M1-6 PFC CS3 18I1706, Description: PFC CS3 18I1706

PFOSA

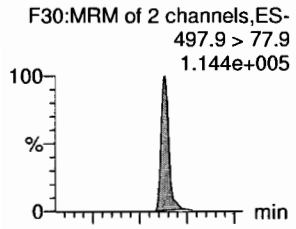

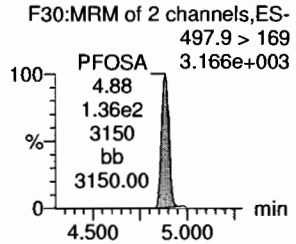

L-PFOS

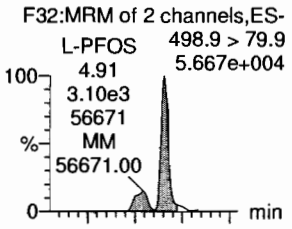

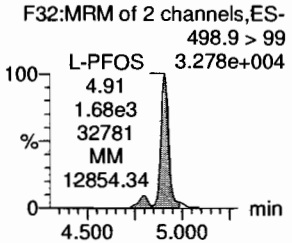

PFDA

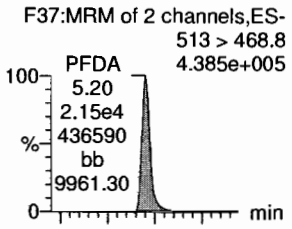

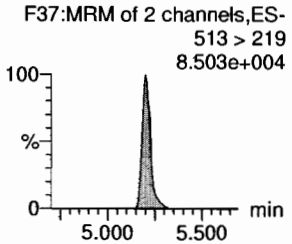

8:2 FTS

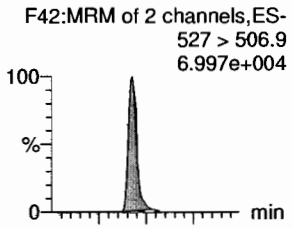

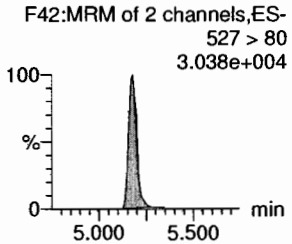

PFNS

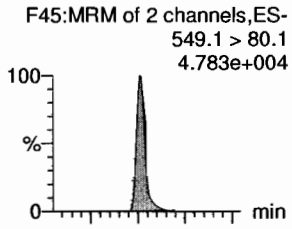

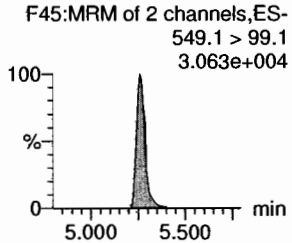

L-MeFOSAA

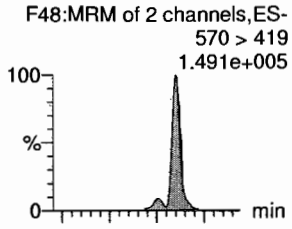

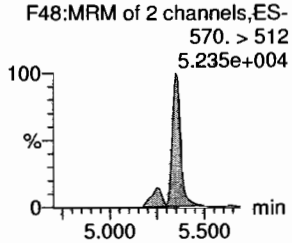

13C8-PFOSA

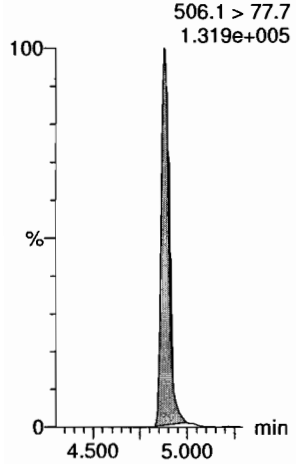

13C8-PFOS

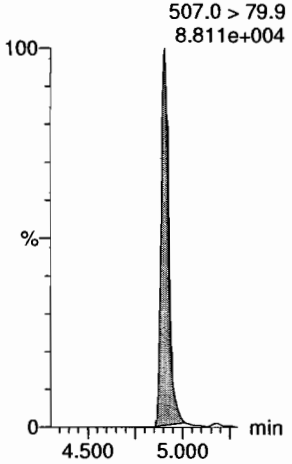

13C2-PFDA

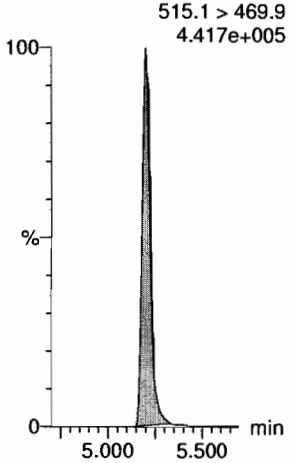

13C2-8:2 FTS

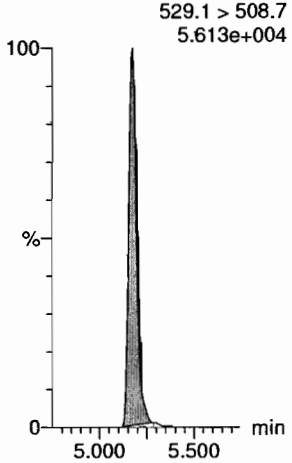

13C8-PFOS

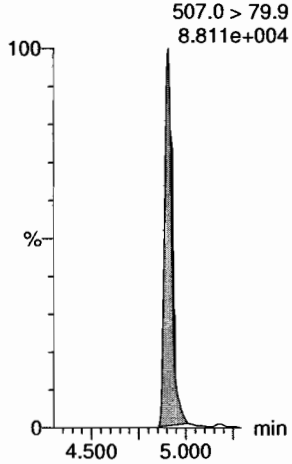

d3-N-MeFOSAA

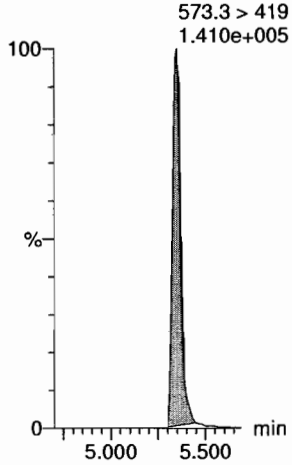

Vista Analytical Laboratory

Dataset: Z:\Projects\PFAS.PRO\Results\180925M1\180925M1-CRV.qld

Last Altered: Wednesday, September 26, 2018 09:51:37 Pacific Daylight Time
Printed: Wednesday, September 26, 2018 09:51:48 Pacific Daylight Time

Name: 180925M1_7, Date: 25-Sep-2018, Time: 14:00:06, ID: ST180925M1-6 PFC CS3 18I1706, Description: PFC CS3 18I1706

L-EtFOSAA

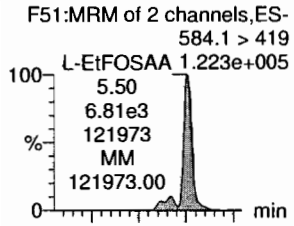

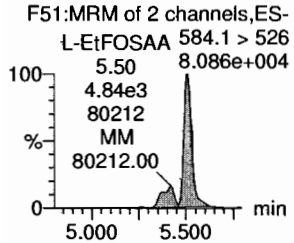

PFDoA

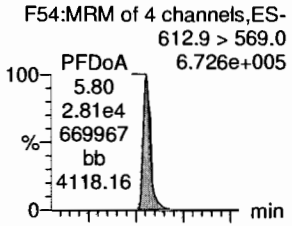

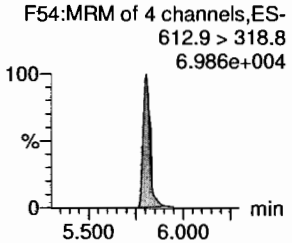

PFDS

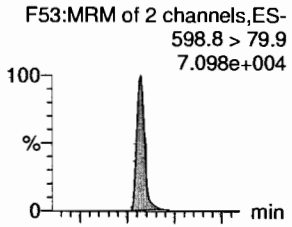

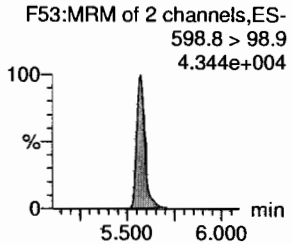

PFUdA

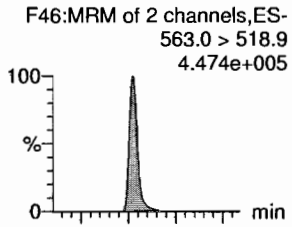

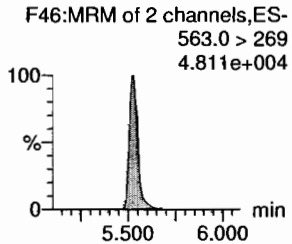

N-MeFOSA

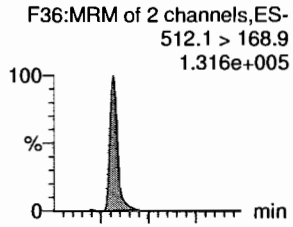

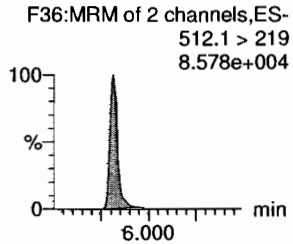

PFTrDA

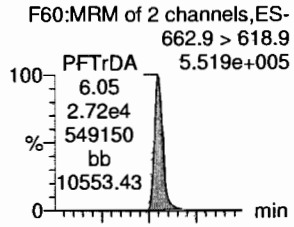

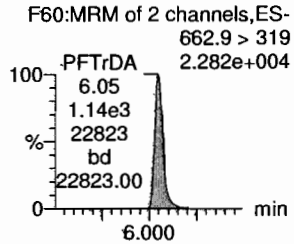

d5-N-EtFOSAA

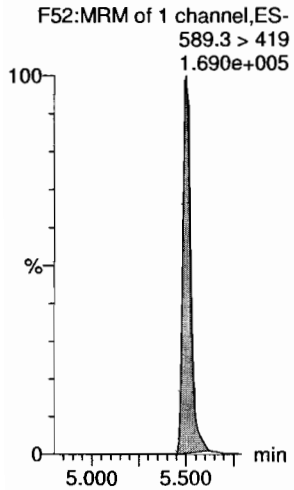

13C2-PFDoA

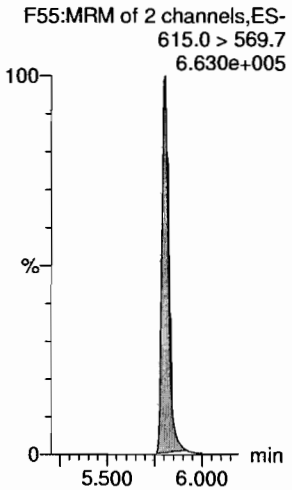

13C8-PFOS

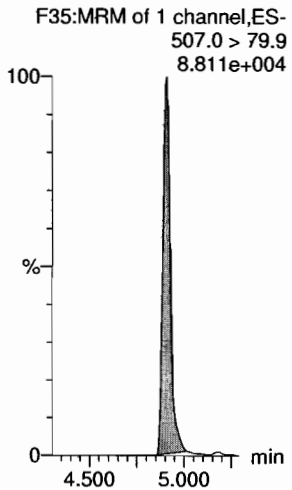

13C2-PFUdA

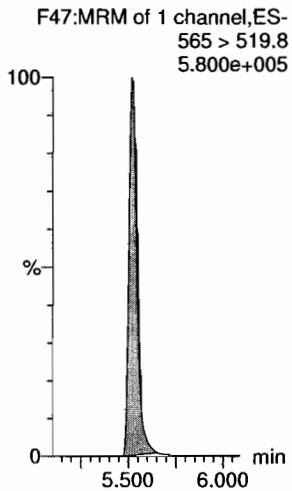

d3-N-MeFOSA

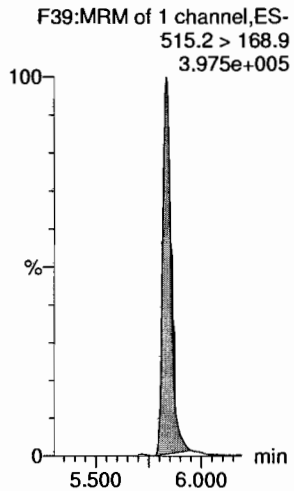

13C2-PFDoA

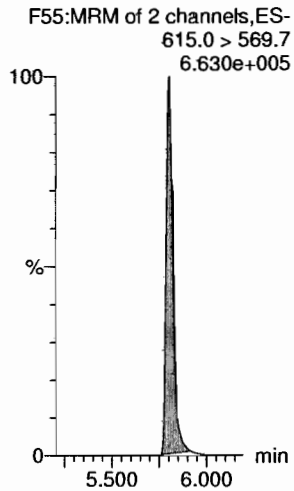

Vista Analytical Laboratory

Dataset: Z:\Projects\PFAS.PRO\Results\180925M1\180925M1-CRV.qld

Last Altered: Wednesday, September 26, 2018 09:51:37 Pacific Daylight Time
Printed: Wednesday, September 26, 2018 09:51:48 Pacific Daylight Time

Name: 180925M1_7, Date: 25-Sep-2018, Time: 14:00:06, ID: ST180925M1-6 PFC CS3 18I1706, Description: PFC CS3 18I1706

PFTeDA
F61:MRM of 2 channels,ES-
712.8 > 669.0
5.499e+005

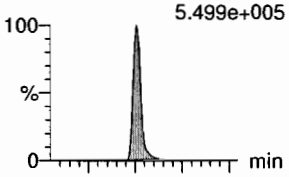

F61:MRM of 2 channels,ES-
712.8 > 368.9
3.714e+004

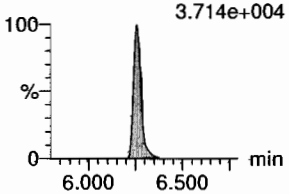

N-EtFOSA
F41:MRM of 2 channels,ES-
526.1 > 168.9
1.342e+005

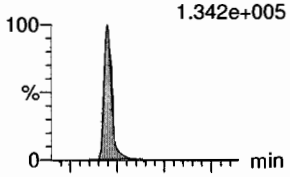

F41:MRM of 2 channels,ES-
526.1 > 219
8.728e+004

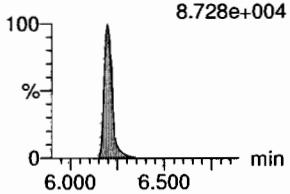

PFHxDA
F63:MRM of 2 channels,ES-
813.1 > 768.6
2.967e+005

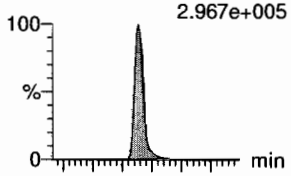

F63:MRM of 2 channels,ES-
813.1 > 219
1.400e+004

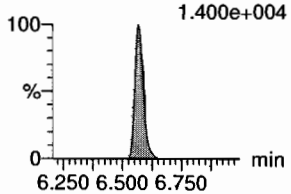

PFODA
F65:MRM of 1 channel,ES-
913.1 > 868.8
3.853e+005

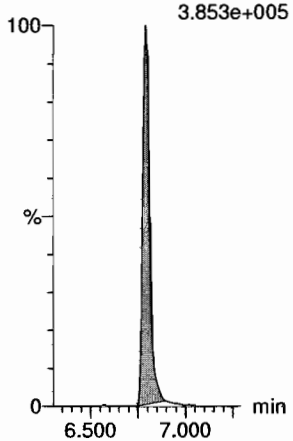

N-MeFOSE
F56:MRM of 1 channel,ES-
616.1 > 58.9
9.235e+004

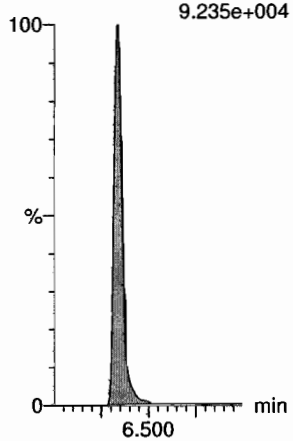

N-EtFOSE
F58:MRM of 1 channel,ES-
630.1 > 58.9
1.108e+005

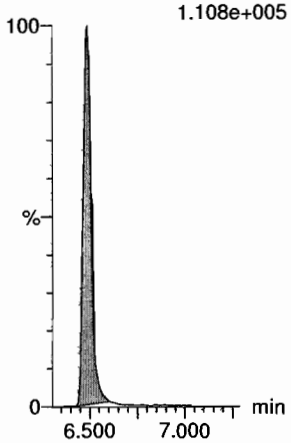

13C2-PFTeDA
F62:MRM of 2 channels,ES-
714.8 > 669.6
3.702e+005

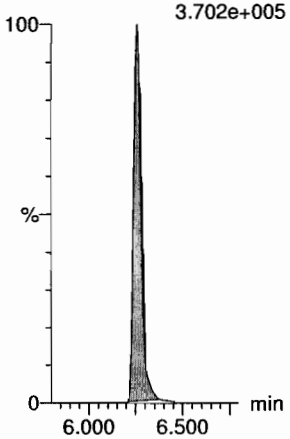

d5-N-ETFOSA
F44:MRM of 1 channel,ES-
531.1 > 168.9
4.401e+005

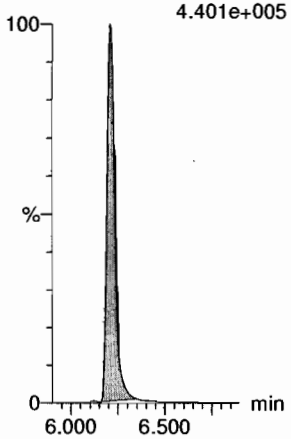

13C2-PFHxDA
F64:MRM of 1 channel,ES-
815 > 769.7
2.462e+005

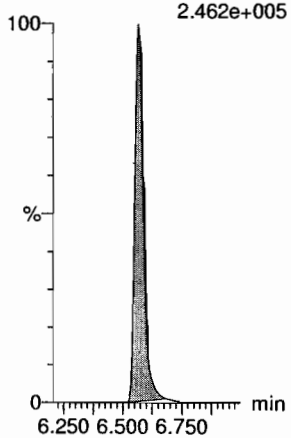

13C2-PFHxDA
F64:MRM of 1 channel,ES-
815 > 769.7
2.462e+005

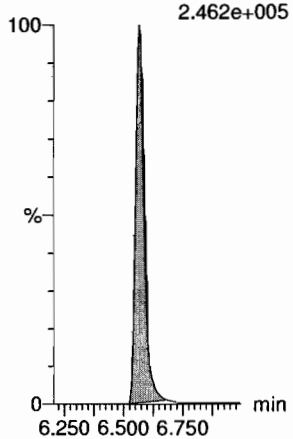

d7-N-MeFOSE
F57:MRM of 1 channel,ES-
623.1 > 58.9
3.000e+005

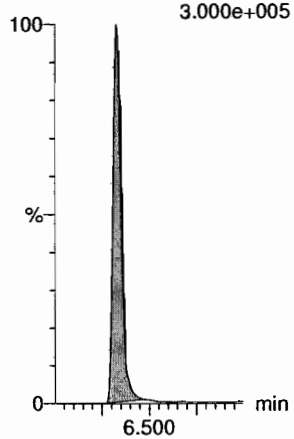

d9-N-EtFOSE
F59:MRM of 1 channel,ES-
639.2 > 58.8
3.039e+005

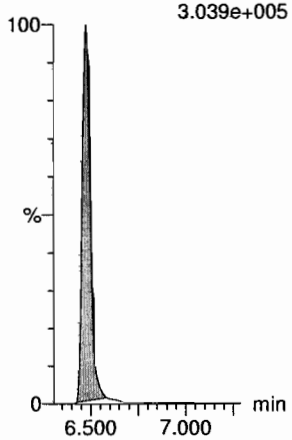

Dataset: Z:\Projects\PFAS.PRO\Results\180925M1\180925M1-CRV.qld

Last Altered: Wednesday, September 26, 2018 09:51:37 Pacific Daylight Time
Printed: Wednesday, September 26, 2018 09:51:48 Pacific Daylight Time

Name: 180925M1_7, Date: 25-Sep-2018, Time: 14:00:06, ID: ST180925M1-6 PFC CS3 18I1706, Description: PFC CS3 18I1706

13C4-PFBA

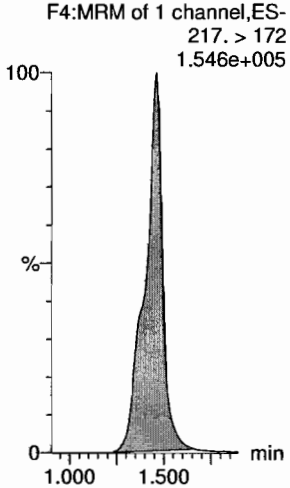

13C5-PFHxA

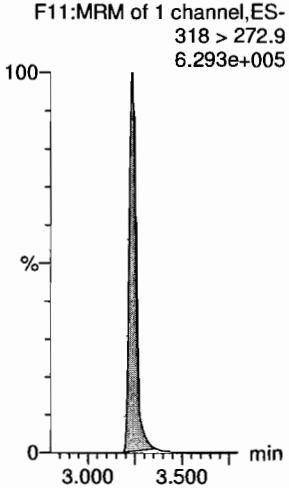

13C3-PFHxS

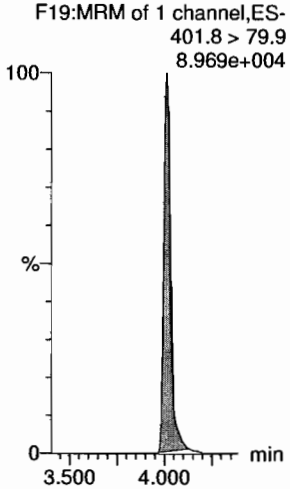

13C8-PFOA

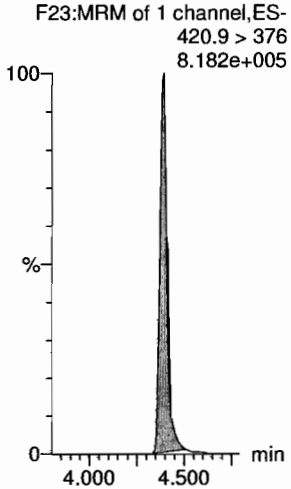

13C9-PFNA

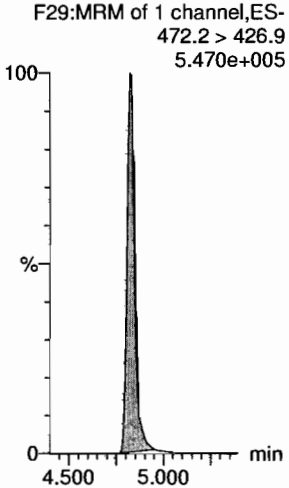

13C4-PFOS

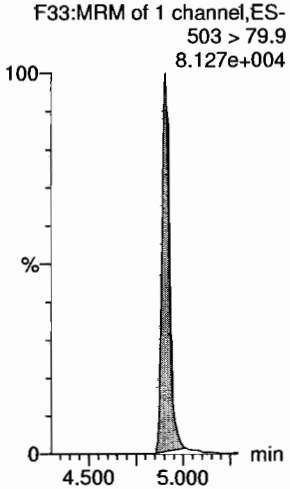

13C6-PFDA

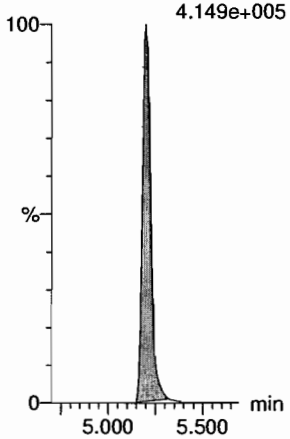

13C7-PFUdA

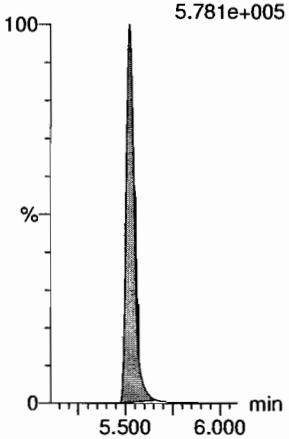

Vista Analytical Laboratory

Dataset: Z:\Projects\PFAS.PRO\Results\180925M1\180925M1-CRV.qld

Last Altered: Wednesday, September 26, 2018 09:51:37 Pacific Daylight Time
Printed: Wednesday, September 26, 2018 09:51:48 Pacific Daylight Time

Name: 180925M1_8, Date: 25-Sep-2018, Time: 14:10:44, ID: ST180925M1-7 PFC CS4 18I1707, Description: PFC CS4 18I1707

PFBA
F2:MRM of 1 channel,ES-
213.0 > 168.8
5.368e+005

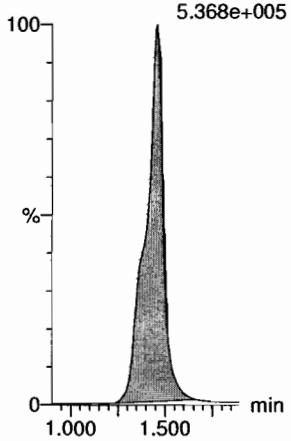

PFPeA
F5:MRM of 1 channel,ES-
263.1 > 218.9
1.101e+006



PFBS
F7:MRM of 2 channels,ES-
299.0 > 79.7
2.987e+005

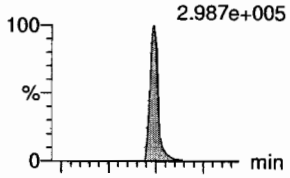

F7:MRM of 2 channels,ES-
299.0 > 99.0
1.072e+005

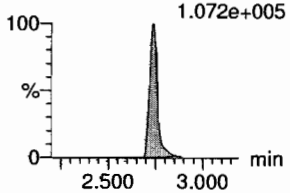

4:2 FTS
F12:MRM of 2 channels,ES-
327.2 > 307.2
3.552e+005

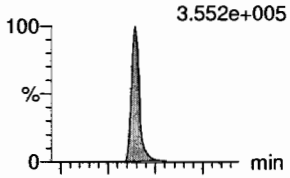

F12:MRM of 2 channels,ES-
327.2 > 81.1
1.763e+005

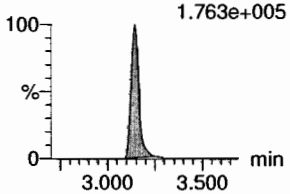

PFHxA
F9:MRM of 2 channels,ES-
313 > 269
2.402e+006

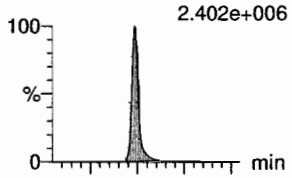

F9:MRM of 2 channels,ES-
313 > 118.9
1.608e+005

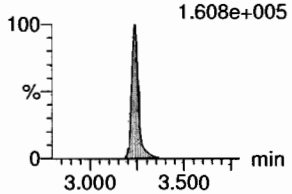

PFPeS
F15:MRM of 2 channels,ES-
349.1 > 80.1
2.447e+005

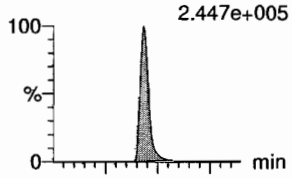

F15:MRM of 2 channels,ES-
349.1 > 99
1.777e+005

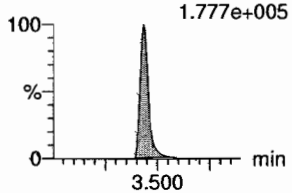

13C3-PFBA
F3:MRM of 1 channel,ES-
216.1 > 171.8
1.140e+005

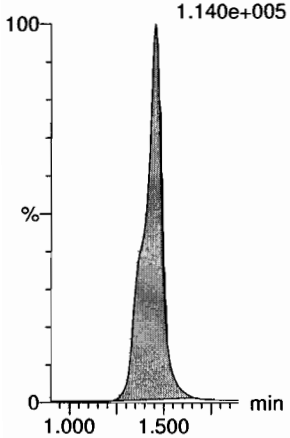

13C3-PFPeA
F6:MRM of 1 channel,ES-
266. > 221.8
2.798e+005

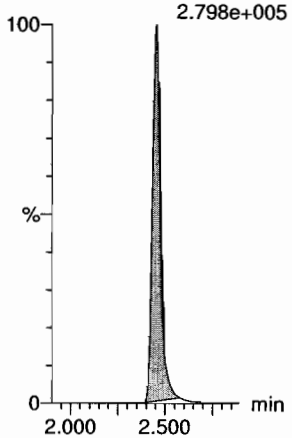

13C3-PFBS
F8:MRM of 1 channel,ES-
302. > 98.8
4.113e+004

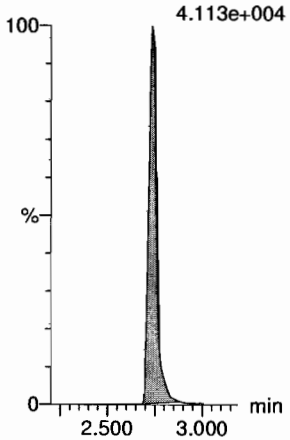

13C2-4:2 FTS
F13:MRM of 1 channel,ES-
329.2 > 308.9
7.959e+004

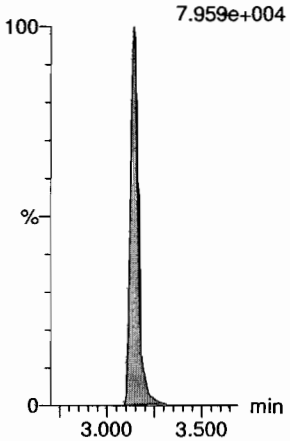

13C2-PFHxA
F10:MRM of 1 channel,ES-
315 > 270
2.437e+005

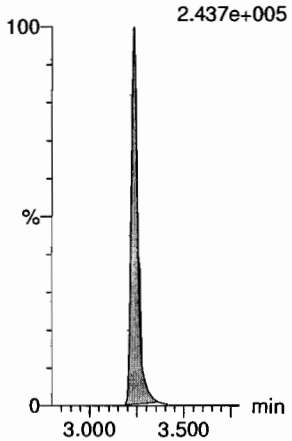

13C3-PFBS
F8:MRM of 1 channel,ES-
302. > 98.8
4.113e+004

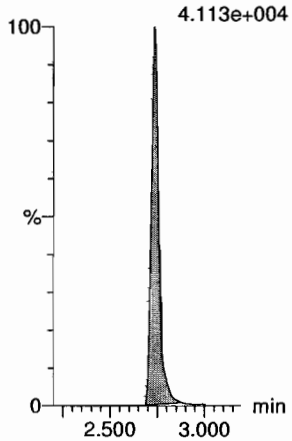

Vista Analytical Laboratory

Dataset: Z:\Projects\PFAS.PRO\Results\180925M1\180925M1-CRV.qld

Last Altered: Wednesday, September 26, 2018 09:51:37 Pacific Daylight Time
Printed: Wednesday, September 26, 2018 09:51:48 Pacific Daylight Time

Name: 180925M1_8, Date: 25-Sep-2018, Time: 14:10:44, ID: ST180925M1-7 PFC CS4 18I1707, Description: PFC CS4 18I1707

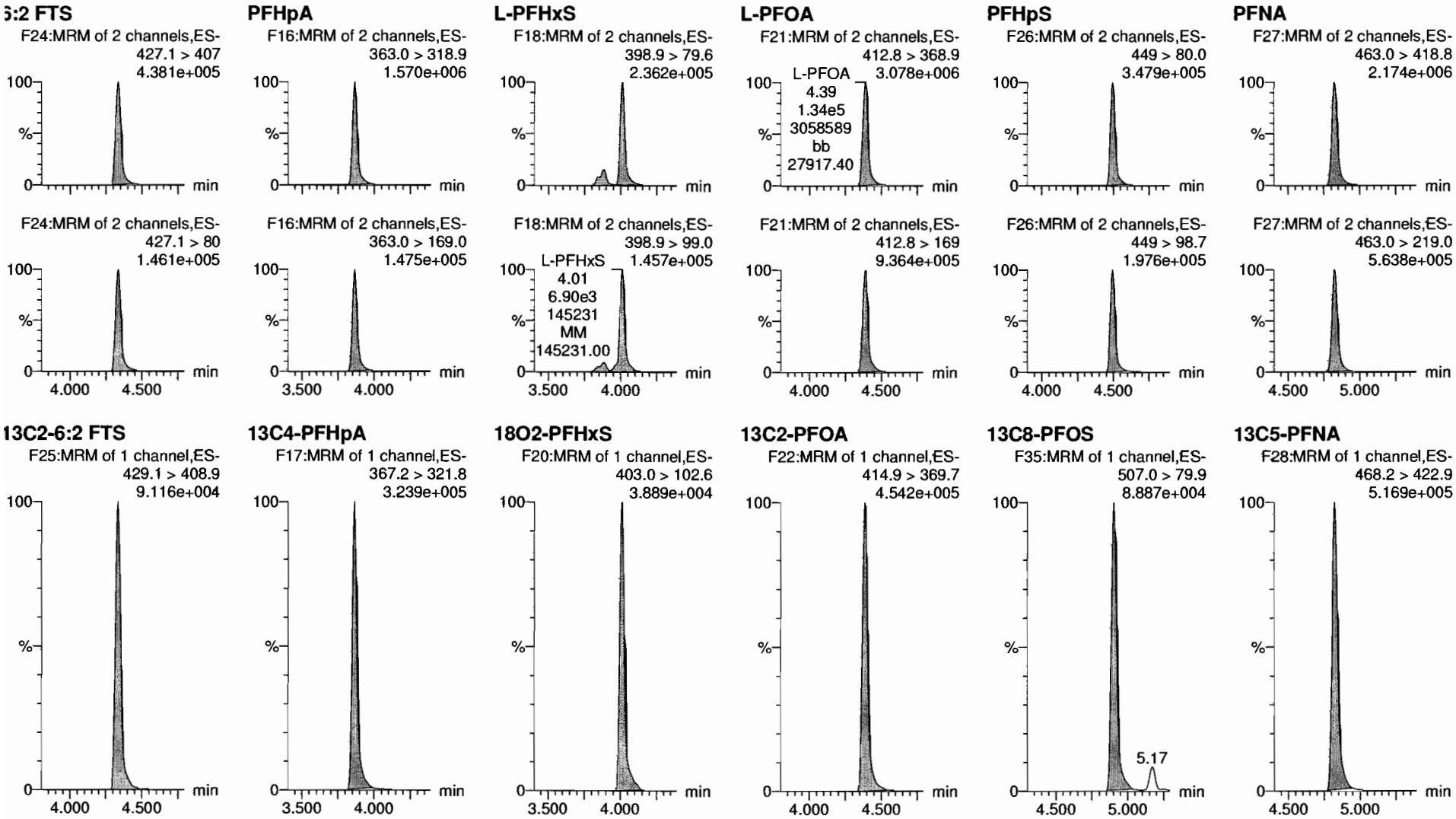

Vista Analytical Laboratory

Dataset: Z:\Projects\PFAS.PRO\Results\180925M1\180925M1-CRV.qld

Last Altered: Wednesday, September 26, 2018 09:51:37 Pacific Daylight Time
Printed: Wednesday, September 26, 2018 09:51:48 Pacific Daylight Time

Name: 180925M1_8, Date: 25-Sep-2018, Time: 14:10:44, ID: ST180925M1-7 PFC CS4 18I1707, Description: PFC CS4 18I1707

PFOSA

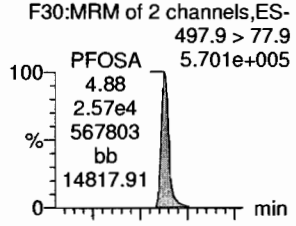

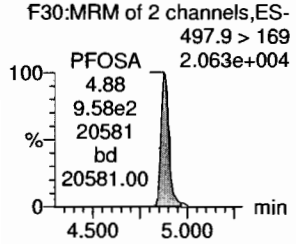

L-PFOS

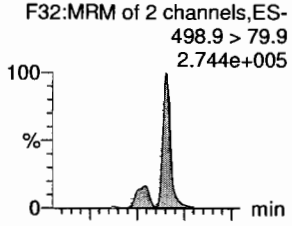

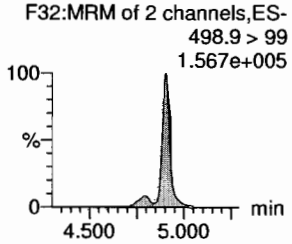

PFDA

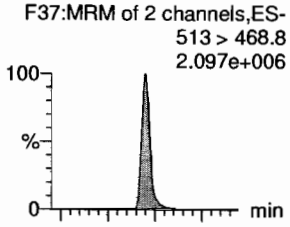

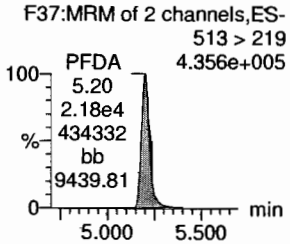

8:2 FTS

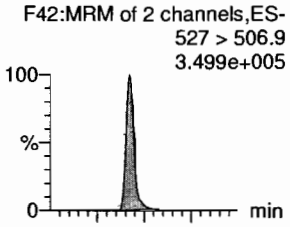

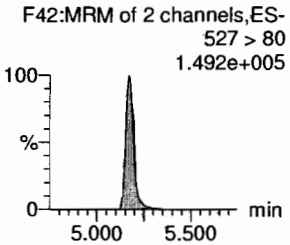

PFNS

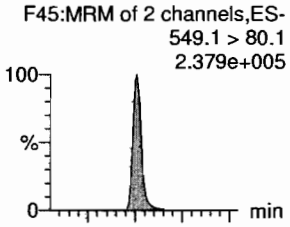

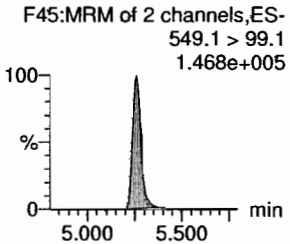

L-MeFOSAA

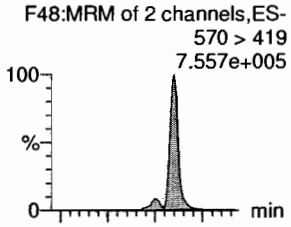

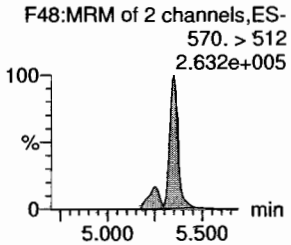

13C8-PFOSA

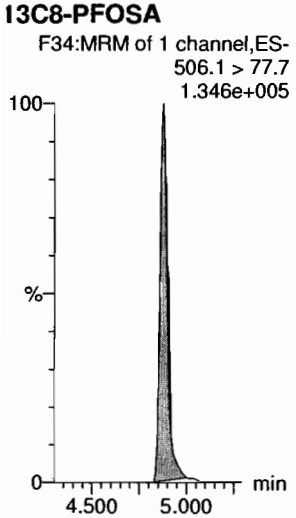

13C8-PFOS

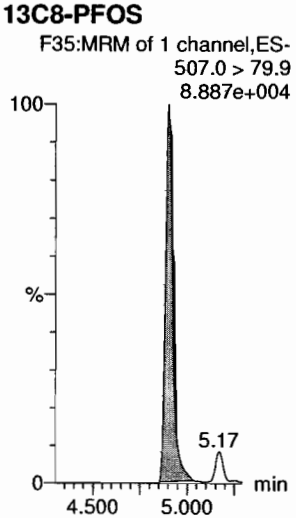

13C2-PFDA

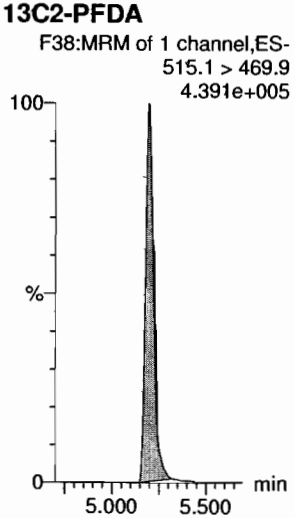

13C2-8:2 FTS

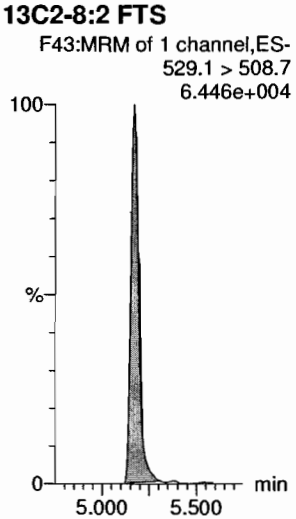

13C8-PFOS

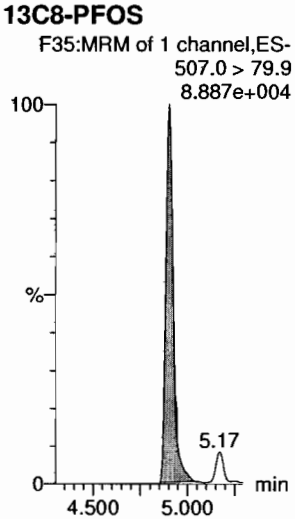

d3-N-MeFOSAA

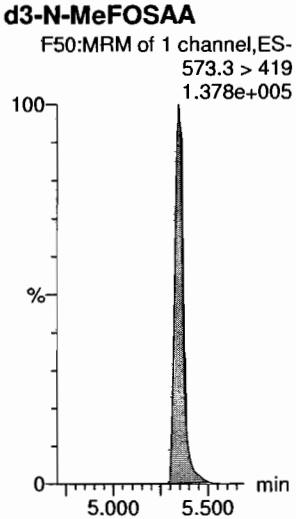

Dataset: Z:\Projects\PFAS.PRO\Results\180925M1\180925M1-CRV.qld

Last Altered: Wednesday, September 26, 2018 09:51:37 Pacific Daylight Time
Printed: Wednesday, September 26, 2018 09:51:48 Pacific Daylight Time

Name: 180925M1_8, Date: 25-Sep-2018, Time: 14:10:44, ID: ST180925M1-7 PFC CS4 18I1707, Description: PFC CS4 18I1707

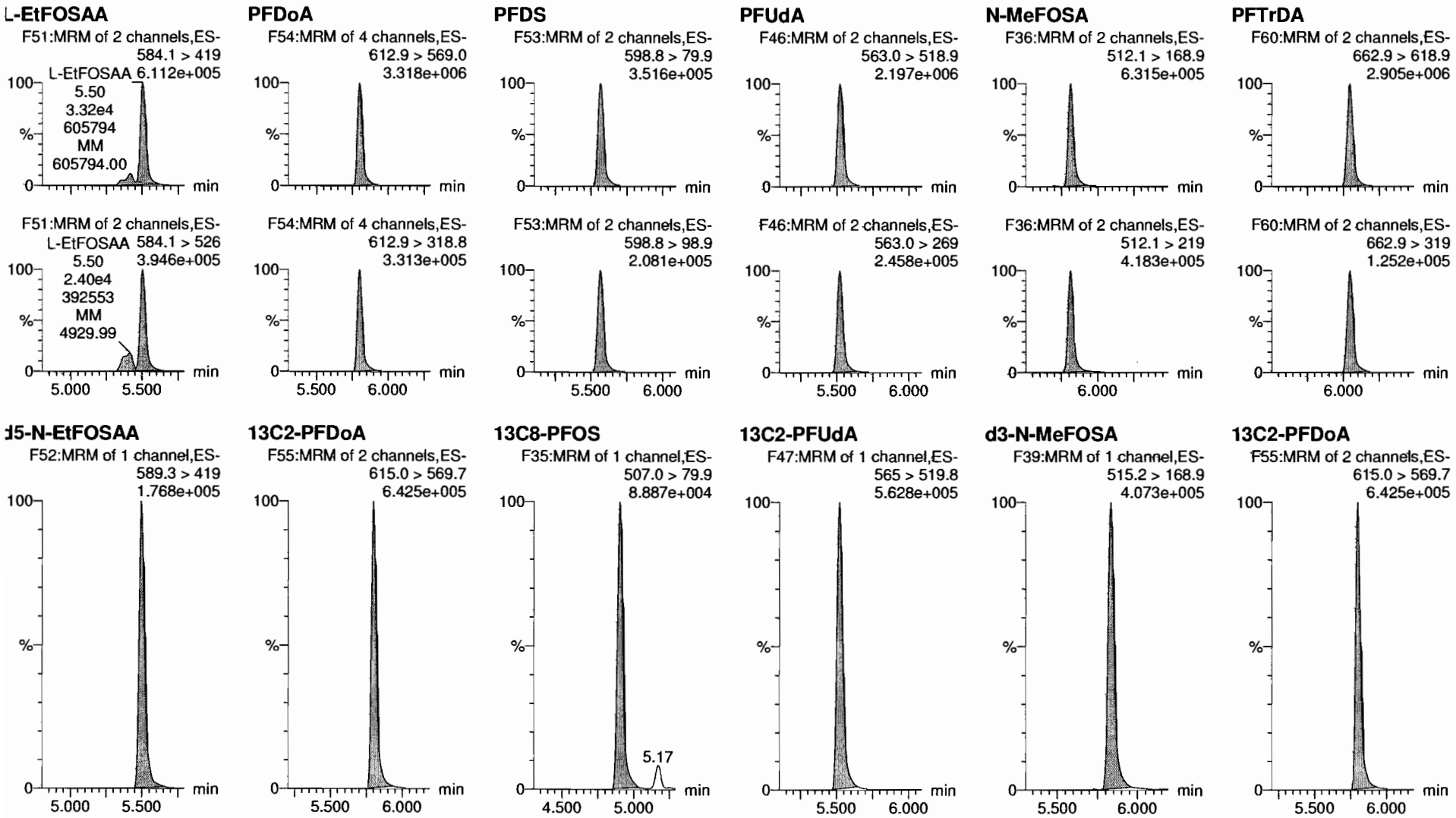

Dataset: Z:\Projects\PFAS.PRO\Results\180925M1\180925M1-CRV.qld

Last Altered: Wednesday, September 26, 2018 09:51:37 Pacific Daylight Time
Printed: Wednesday, September 26, 2018 09:51:48 Pacific Daylight Time

Name: 180925M1_8, Date: 25-Sep-2018, Time: 14:10:44, ID: ST180925M1-7 PFC CS4 18I1707, Description: PFC CS4 18I1707

PFTeDA
F61:MRM of 2 channels,ES-
712.8 > 669.0
2.756e+006

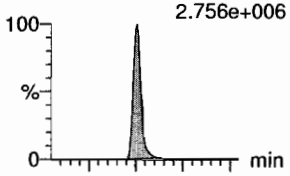

F61:MRM of 2 channels,ES-
712.8 > 368.9
1.968e+005

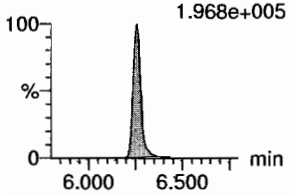

N-EtFOSA
F41:MRM of 2 channels,ES-
526.1 > 168.9
6.421e+005

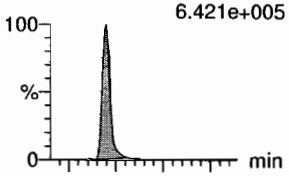

F41:MRM of 2 channels,ES-
526.1 > 219
4.025e+005

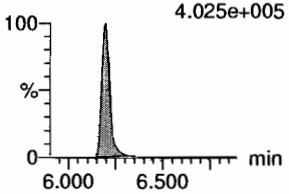

PFHxDA
F63:MRM of 2 channels,ES-
813.1 > 768.6
1.441e+006

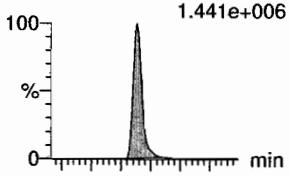

F63:MRM of 2 channels,ES-
813.1 > 219
6.577e+004

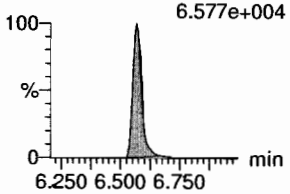

PFODA
F65:MRM of 1 channel,ES-
913.1 > 868.8
1.957e+006

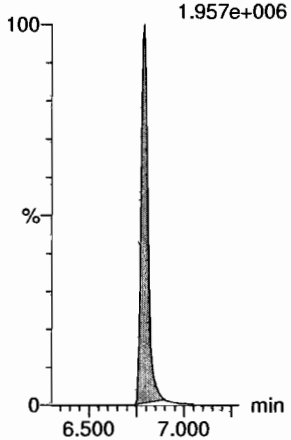

N-MeFOSE
F56:MRM of 1 channel,ES-
616.1 > 58.9
4.602e+005

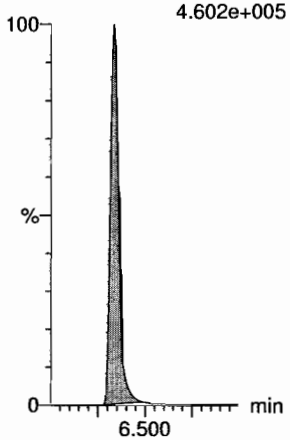

N-EtFOSE
F58:MRM of 1 channel,ES-
630.1 > 58.9
5.637e+005

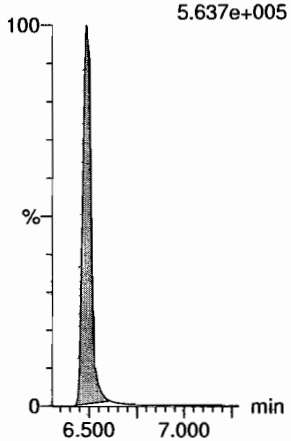

13C2-PFTeDA
F62:MRM of 2 channels,ES-
714.8 > 669.6
3.731e+005

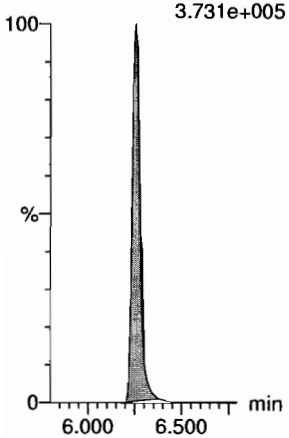

d5-N-ETFOSA
F44:MRM of 1 channel,ES-
531.1 > 168.9
4.437e+005

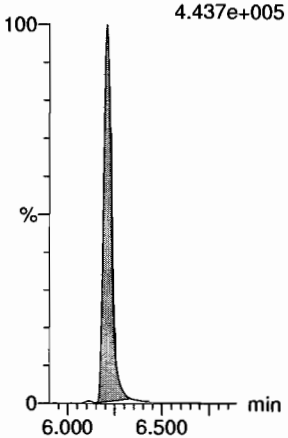

13C2-PFHxDA
F64:MRM of 1 channel,ES-
815 > 769.7
2.576e+005

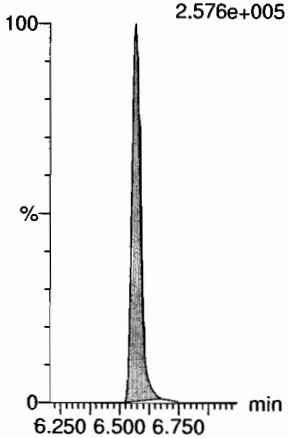

13C2-PFHxDA
F64:MRM of 1 channel,ES-
815 > 769.7
2.576e+005

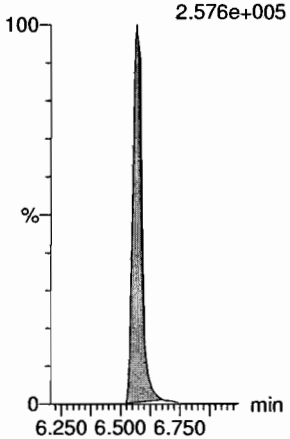

d7-N-MeFOSE
F57:MRM of 1 channel,ES-
623.1 > 58.9
3.092e+005

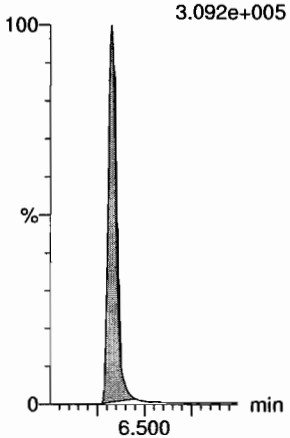

d9-N-EtFOSE
F59:MRM of 1 channel,ES-
639.2 > 58.8
3.174e+005

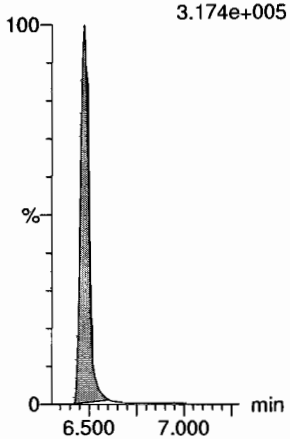

Vista Analytical Laboratory

Dataset: Z:\Projects\PFAS.PRO\Results\180925M1\180925M1-CRV.qld

Last Altered: Wednesday, September 26, 2018 09:51:37 Pacific Daylight Time
Printed: Wednesday, September 26, 2018 09:51:48 Pacific Daylight Time

Name: 180925M1_8, Date: 25-Sep-2018, Time: 14:10:44, ID: ST180925M1-7 PFC CS4 18I1707, Description: PFC CS4 18I1707

13C4-PFBA

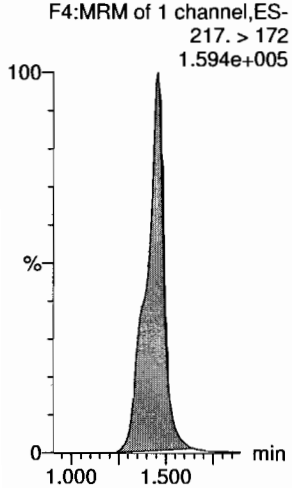

13C5-PFHxA

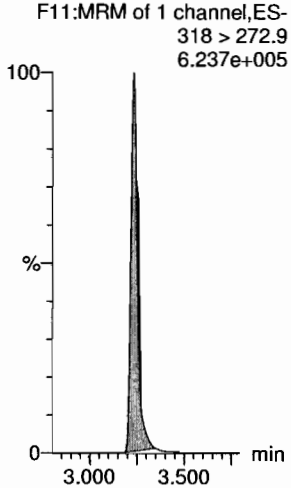

13C3-PFHxS

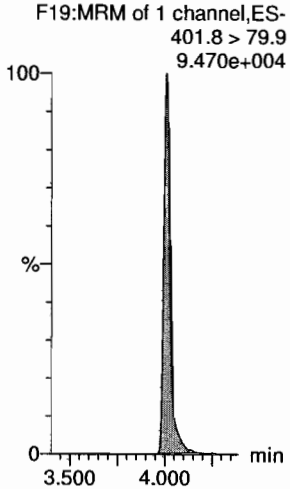

13C8-PFOA

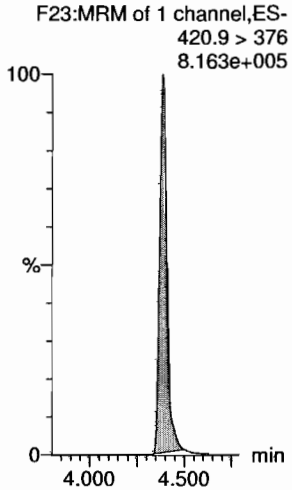

13C9-PFNA

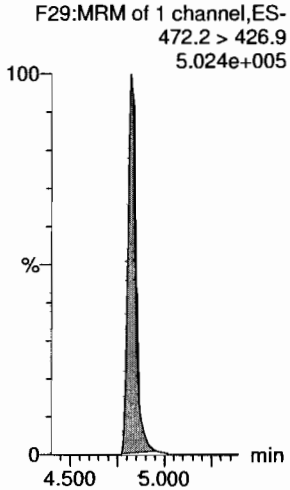

13C4-PFOS

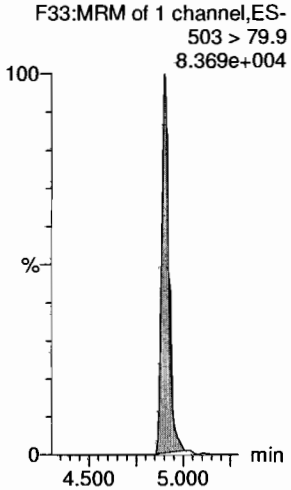

13C6-PFDA

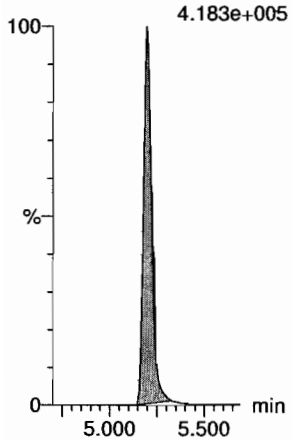

13C7-PFUdA

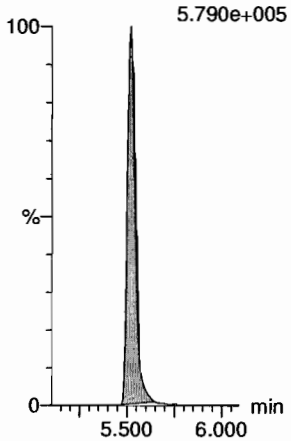

Vista Analytical Laboratory

Dataset: Z:\Projects\PFAS.PRO\Results\180925M1\180925M1-CRV.qld

Last Altered: Wednesday, September 26, 2018 09:51:37 Pacific Daylight Time
Printed: Wednesday, September 26, 2018 09:51:48 Pacific Daylight Time

Name: 180925M1_9, Date: 25-Sep-2018, Time: 14:21:17, ID: ST180925M1-8 PFC CS5 18I1708, Description: PFC CS5 18I1708

PFBA

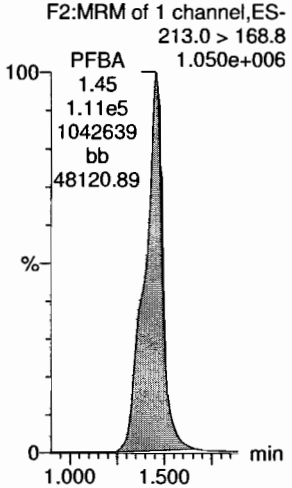

PFPeA

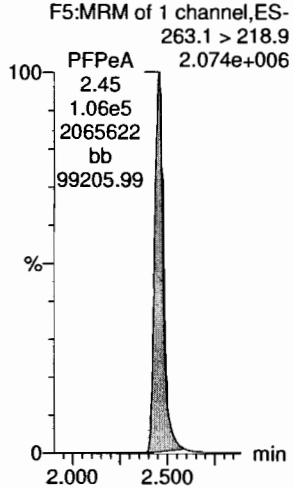

PFBS

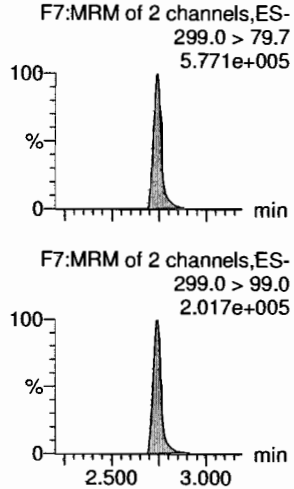

4:2 FTS

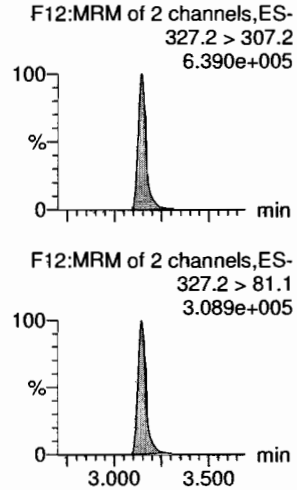

PFHxA

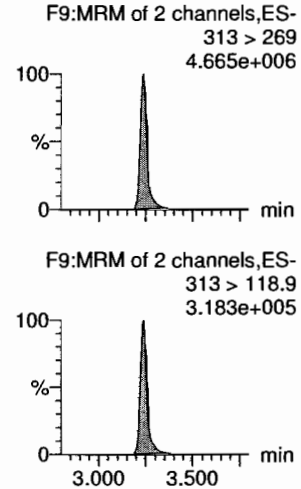

PFPeS

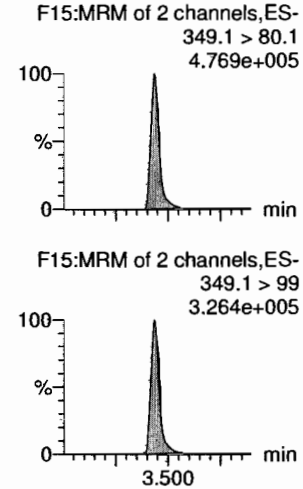

13C3-PFBA

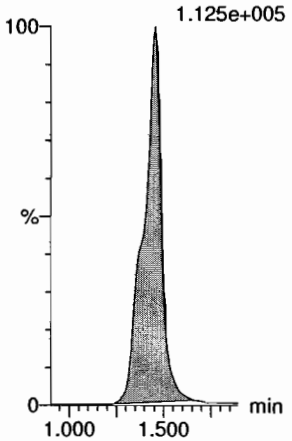

13C3-PFPeA

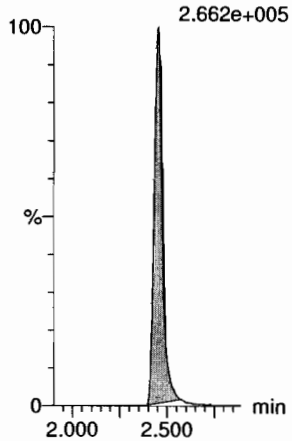

13C3-PFBS

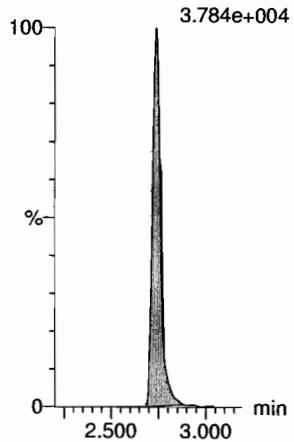

13C2-4:2 FTS

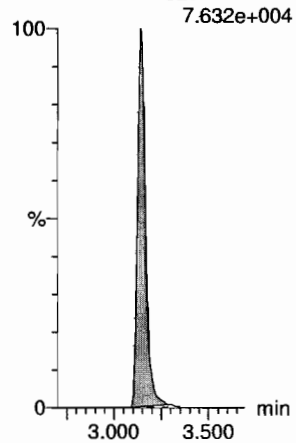

13C2-PFHxA

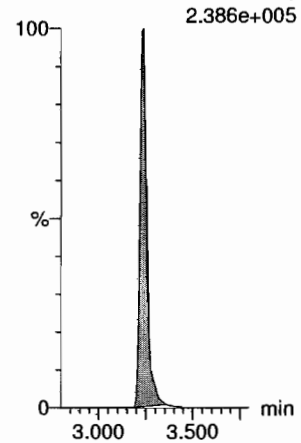

13C3-PFBS

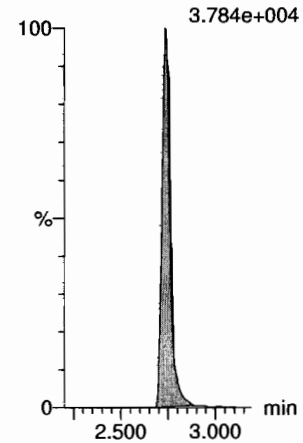

Dataset: Z:\Projects\PFAS.PRO\Results\180925M1\180925M1-CRV.qld

Last Altered: Wednesday, September 26, 2018 09:51:37 Pacific Daylight Time
Printed: Wednesday, September 26, 2018 09:51:48 Pacific Daylight Time

Name: 180925M1_9, Date: 25-Sep-2018, Time: 14:21:17, ID: ST180925M1-8 PFC CS5 18I1708, Description: PFC CS5 18I1708

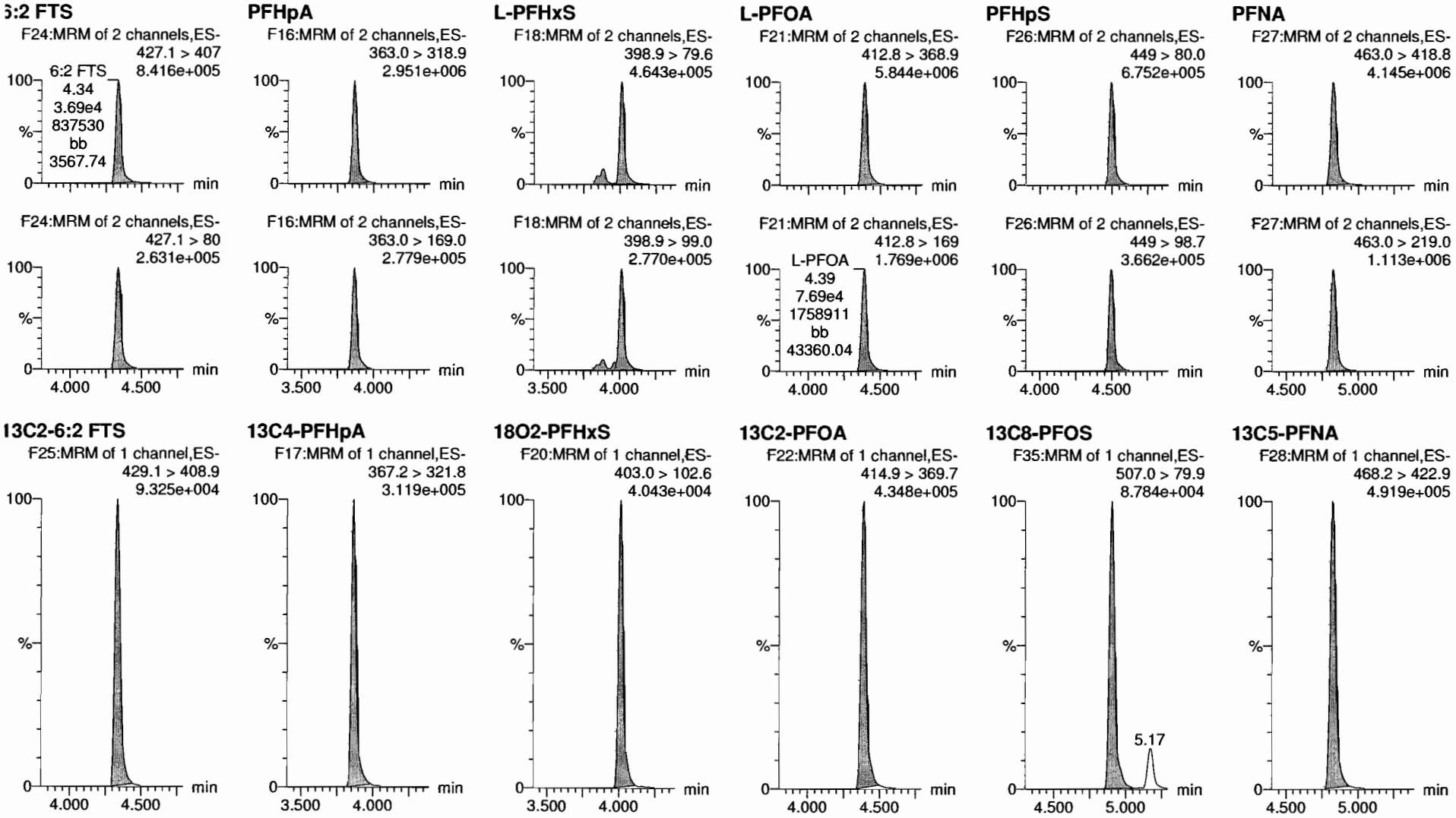

Dataset: Z:\Projects\PFAS.PRO\Results\180925M1\180925M1-CRV.qld

Last Altered: Wednesday, September 26, 2018 09:51:37 Pacific Daylight Time
Printed: Wednesday, September 26, 2018 09:51:48 Pacific Daylight Time

Name: 180925M1_9, Date: 25-Sep-2018, Time: 14:21:17, ID: ST180925M1-8 PFC CS5 18I1708, Description: PFC CS5 18I1708

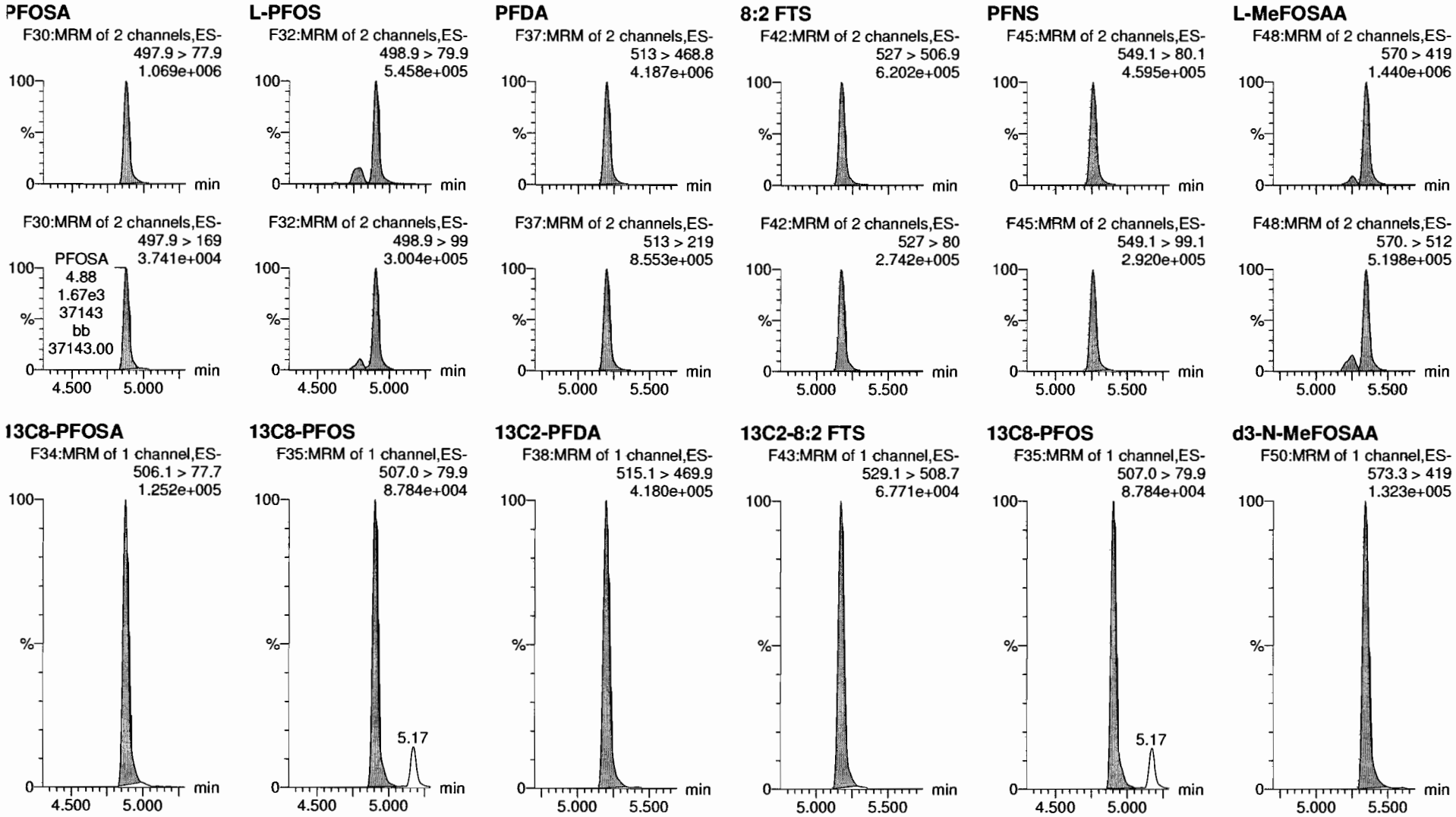

Dataset: Z:\Projects\PFAS.PRO\Results\180925M1\180925M1-CRV.qld

Last Altered: Wednesday, September 26, 2018 09:51:37 Pacific Daylight Time
Printed: Wednesday, September 26, 2018 09:51:48 Pacific Daylight Time

Name: 180925M1_9, Date: 25-Sep-2018, Time: 14:21:17, ID: ST180925M1-8 PFC CS5 18I1708, Description: PFC CS5 18I1708

L-EtFOSAA

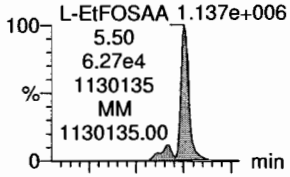

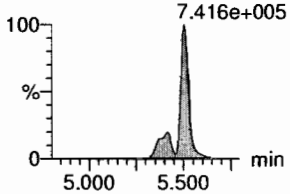

PFDoA

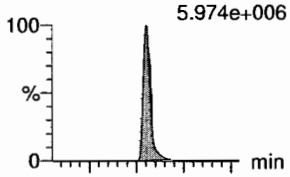

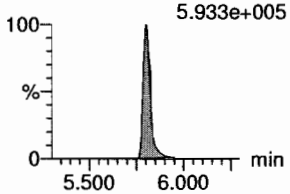

PFDS

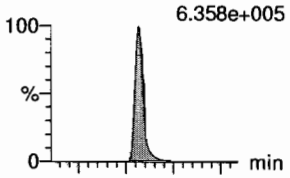

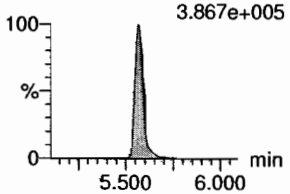

PFUdA

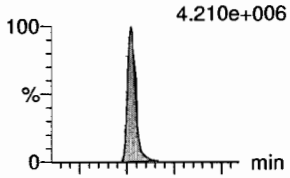

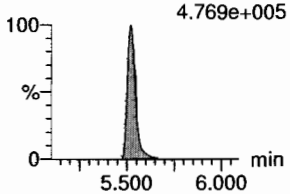

N-MeFOSA

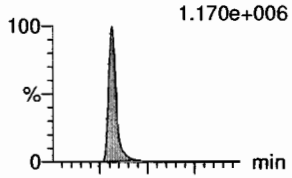

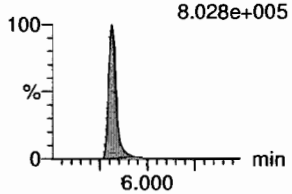

PFTrDA

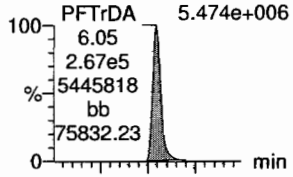

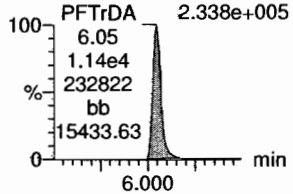

d5-N-EtFOSAA

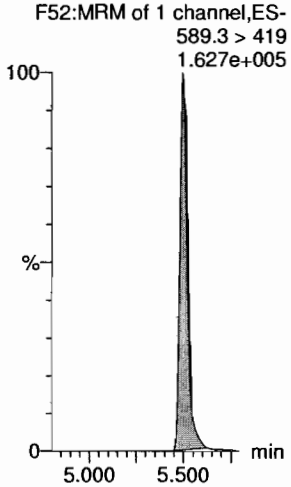

13C2-PFDoA

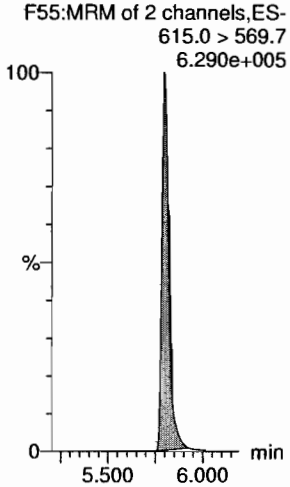

13C8-PFOS

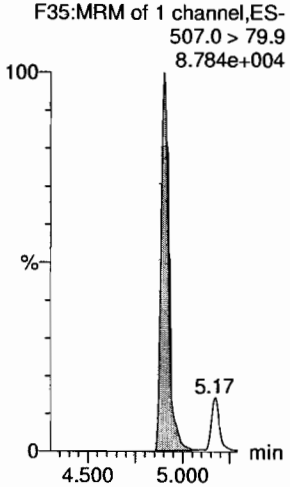

13C2-PFUdA

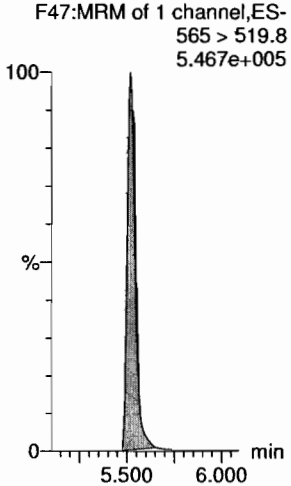

d3-N-MeFOSA

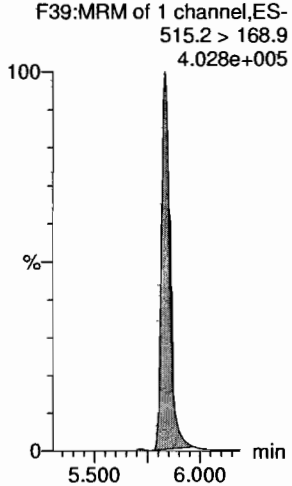

13C2-PFDoA

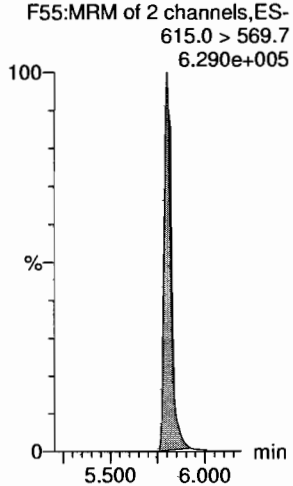

Vista Analytical Laboratory

Dataset: Z:\Projects\PFAS.PRO\Results\180925M1\180925M1-CRV.qld

Last Altered: Wednesday, September 26, 2018 09:51:37 Pacific Daylight Time
Printed: Wednesday, September 26, 2018 09:51:48 Pacific Daylight Time

Name: 180925M1_9, Date: 25-Sep-2018, Time: 14:21:17, ID: ST180925M1-8 PFC CS5 18I1708, Description: PFC CS5 18I1708

PFTeDA
F61:MRM of 2 channels,ES-
712.8 > 669.0
5.400e+006

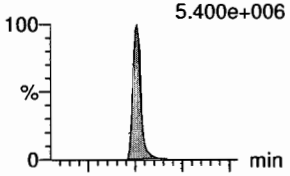

F61:MRM of 2 channels,ES-
712.8 > 368.9
3.664e+005

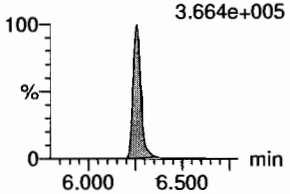

N-EtFOSA
F41:MRM of 2 channels,ES-
526.1 > 168.9
1.189e+006

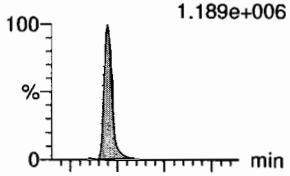

F41:MRM of 2 channels,ES-
526.1 > 219
7.545e+005

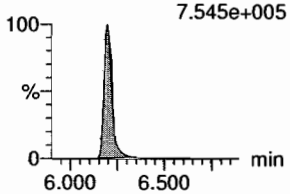

PFHxDA
F63:MRM of 2 channels,ES-
813.1 > 768.6
2.813e+006

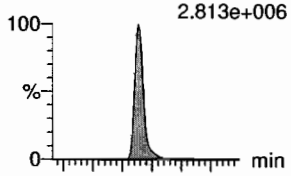

F63:MRM of 2 channels,ES-
813.1 > 219
1.283e+005

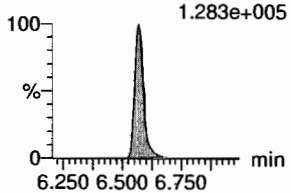

PFODA
F65:MRM of 1 channel,ES-
913.1 > 868.8
3.892e+006

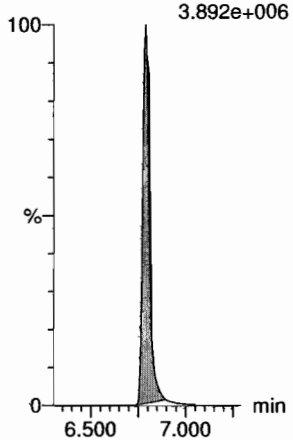

N-MeFOSE
F56:MRM of 1 channel,ES-
616.1 > 58.9
8.905e+005

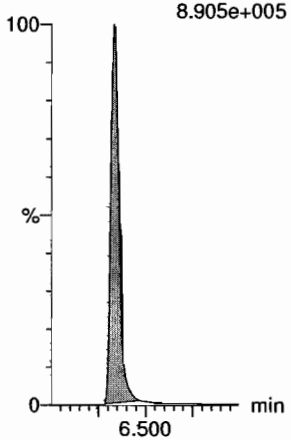

N-EtFOSE
F58:MRM of 1 channel,ES-
630.1 > 58.9
1.102e+006

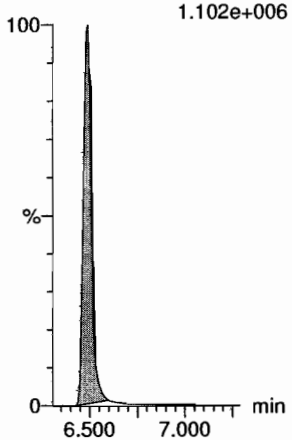

13C2-PFTeDA
F62:MRM of 2 channels,ES-
714.8 > 669.6
3.909e+005

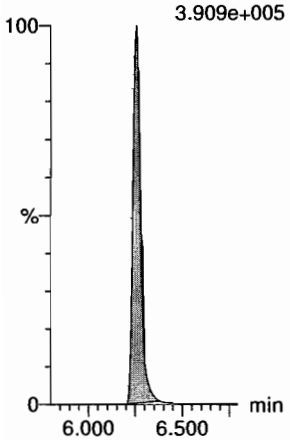

d5-N-ETFOSA
F44:MRM of 1 channel,ES-
531.1 > 168.9
4.090e+005

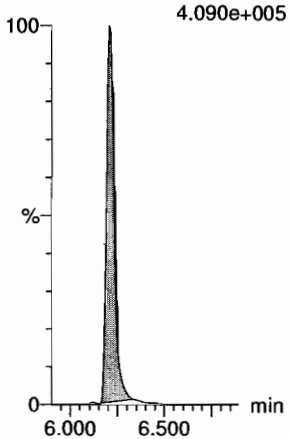

13C2-PFHxDA
F64:MRM of 1 channel,ES-
815 > 769.7
2.513e+005

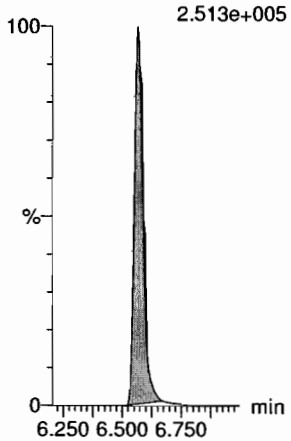

13C2-PFHxDA
F64:MRM of 1 channel,ES-
815 > 769.7
2.513e+005

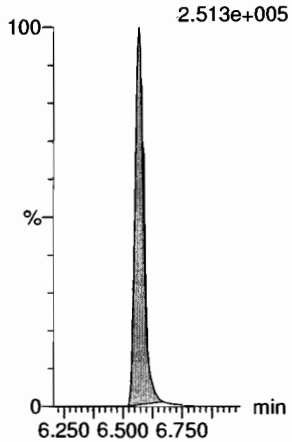

d7-N-MeFOSE
F57:MRM of 1 channel,ES-
623.1 > 58.9
3.053e+005

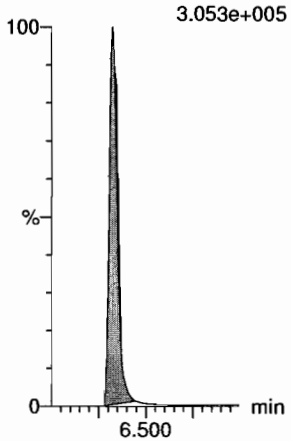

d9-N-EtFOSE
F59:MRM of 1 channel,ES-
639.2 > 58.8
3.119e+005

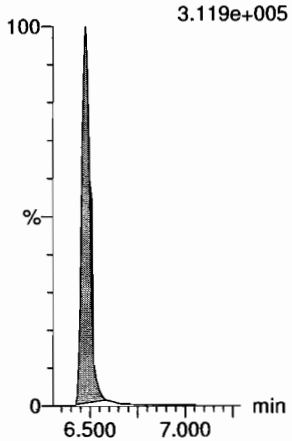

Dataset: Z:\Projects\PFAS.PRO\Results\180925M1\180925M1-CRV.qld

Last Altered: Wednesday, September 26, 2018 09:51:37 Pacific Daylight Time
Printed: Wednesday, September 26, 2018 09:51:48 Pacific Daylight Time

Name: 180925M1_9, Date: 25-Sep-2018, Time: 14:21:17, ID: ST180925M1-8 PFC CS5 18I1708, Description: PFC CS5 18I1708

13C4-PFBA

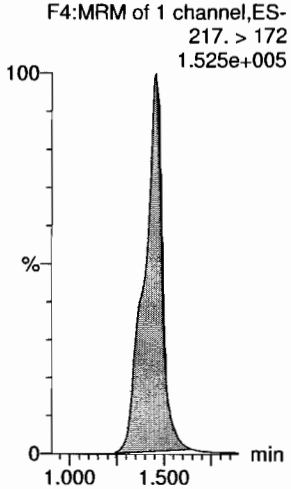

13C5-PFHxA

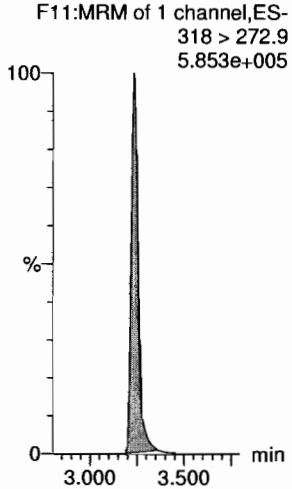

13C3-PFHxS

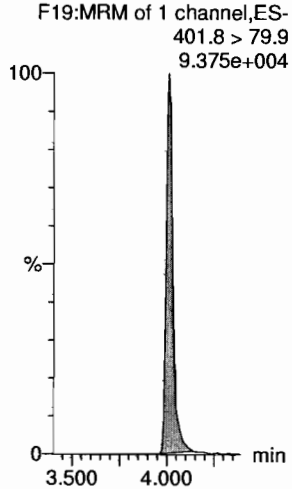

13C8-PFOA

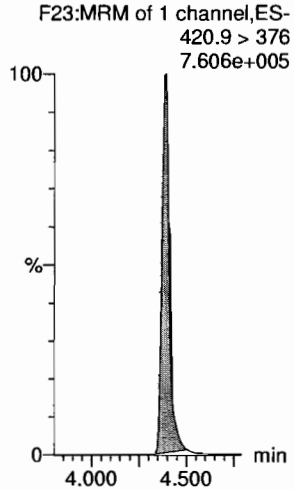

13C9-PFNA

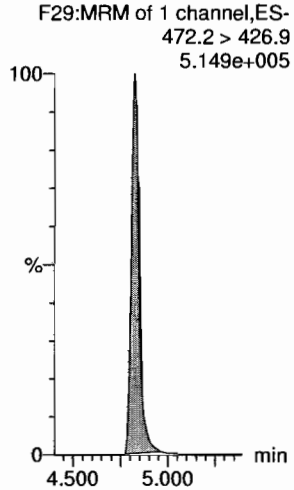

13C4-PFOS

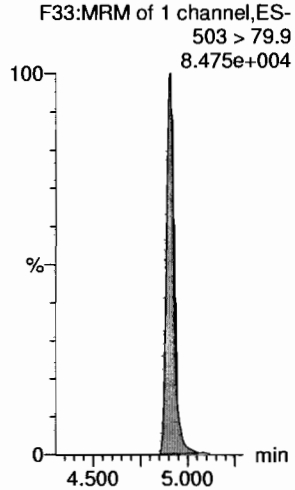

13C6-PFDA

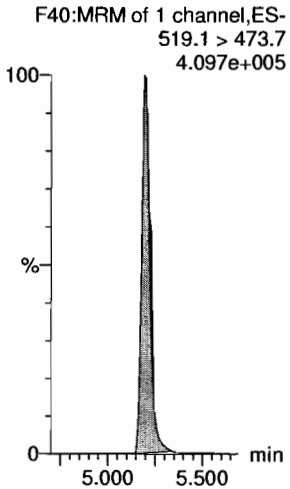

13C7-PFUdA

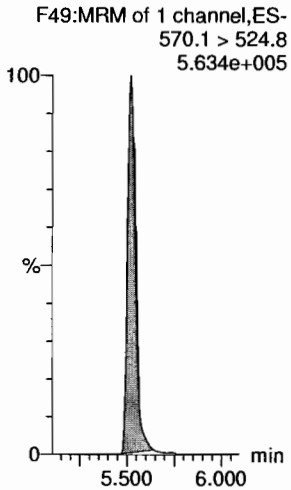

Dataset: Z:\Projects\PFAS.PRO\Results\180925M1\180925M1-CRV.qld

Last Altered: Wednesday, September 26, 2018 09:51:37 Pacific Daylight Time
Printed: Wednesday, September 26, 2018 09:51:48 Pacific Daylight Time

Name: 180925M1_10, Date: 25-Sep-2018, Time: 14:31:55, ID: ST180925M1-9 PFC CS6 18I1709, Description: PFC CS6 18I1709

PFBA
F2:MRM of 1 channel,ES-
213.0 > 168.8
2.475e+006

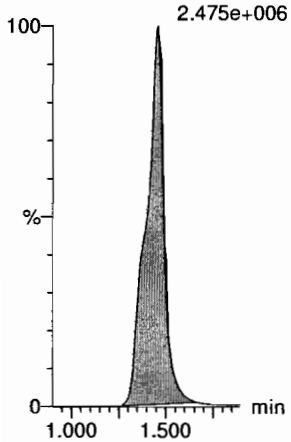

PFPeA
F5:MRM of 1 channel,ES-
263.1 > 218.9
4.859e+006



PFBS
F7:MRM of 2 channels,ES-
299.0 > 79.7
1.230e+006

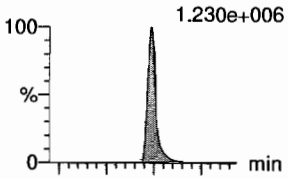

F7:MRM of 2 channels,ES-
299.0 > 99.0
4.539e+005

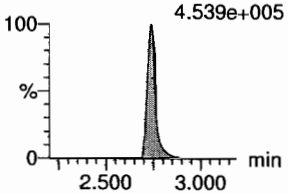

4:2 FTS
F12:MRM of 2 channels,ES-
327.2 > 307.2
1.389e+006

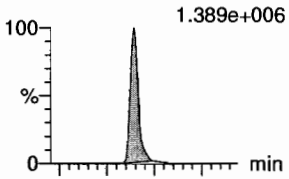

F12:MRM of 2 channels,ES-
327.2 > 81.1
7.140e+005

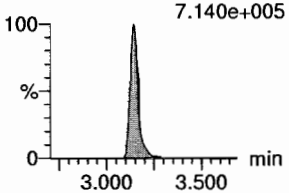

PFHxA
F9:MRM of 2 channels,ES-
313 > 269
1.005e+007

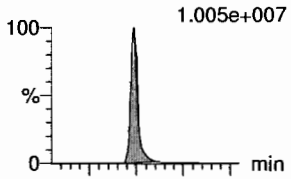

F9:MRM of 2 channels,ES-
313 > 118.9
7.066e+005

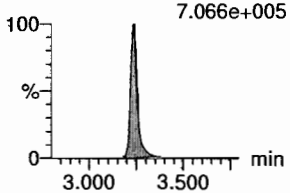

PFPeS
F15:MRM of 2 channels,ES-
349.1 > 80.1
1.045e+006

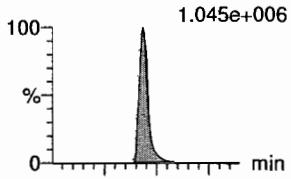

F15:MRM of 2 channels,ES-
349.1 > 99
7.311e+005

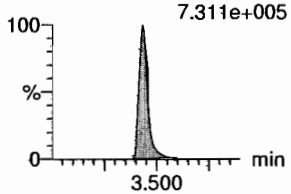

13C3-PFBA
F3:MRM of 1 channel,ES-
216.1 > 171.8
1.097e+005

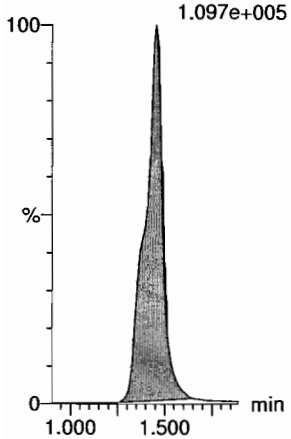

13C3-PFPeA
F6:MRM of 1 channel,ES-
266. > 221.8
2.447e+005

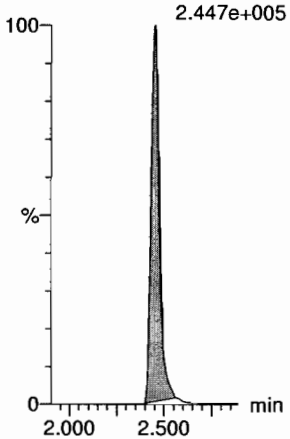

13C3-PFBS
F8:MRM of 1 channel,ES-
302. > 98.8
3.346e+004

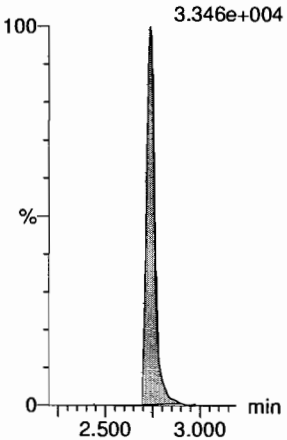

13C2-4:2 FTS
F13:MRM of 1 channel,ES-
329.2 > 308.9
9.833e+004

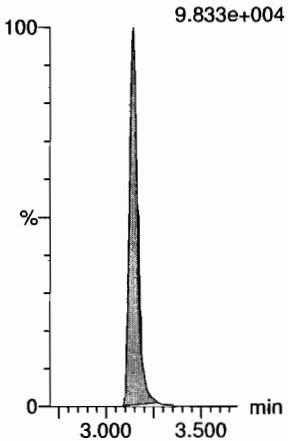

13C2-PFHxA
F10:MRM of 1 channel,ES-
315 > 270
2.196e+005

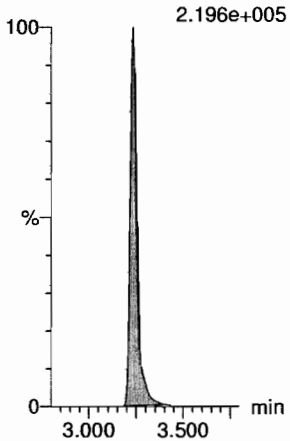

13C3-PFBS
F8:MRM of 1 channel,ES-
302. > 98.8
3.346e+004

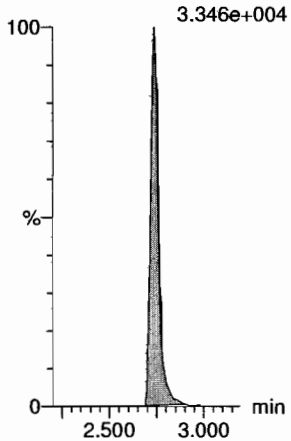

Vista Analytical Laboratory

Dataset: Z:\Projects\PFAS.PRO\Results\180925M1\180925M1-CRV.qld

Last Altered: Wednesday, September 26, 2018 09:51:37 Pacific Daylight Time
Printed: Wednesday, September 26, 2018 09:51:48 Pacific Daylight Time

Name: 180925M1_10, Date: 25-Sep-2018, Time: 14:31:55, ID: ST180925M1-9 PFC CS6 18I1709, Description: PFC CS6 18I1709

6:2 FTS

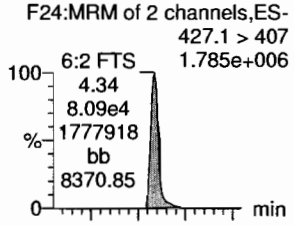

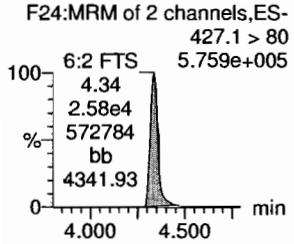

PFHpA

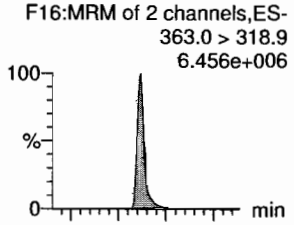

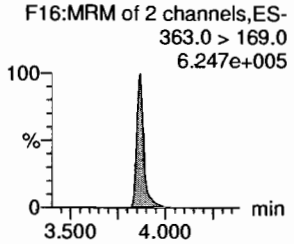

L-PFHxS

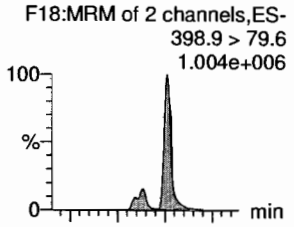

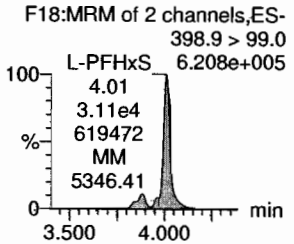

L-PFOA

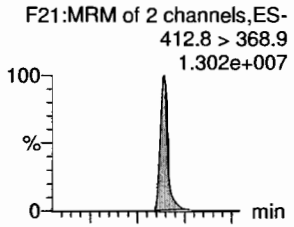

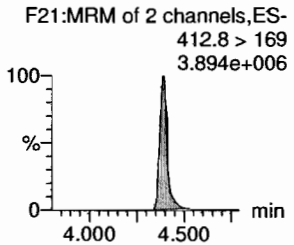

PFHpS

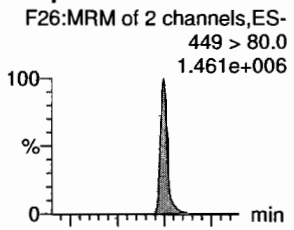

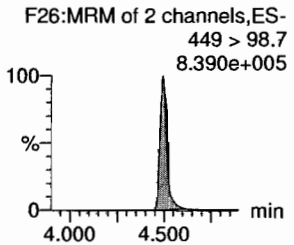

PFNA

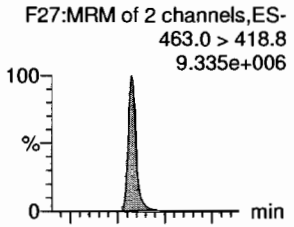

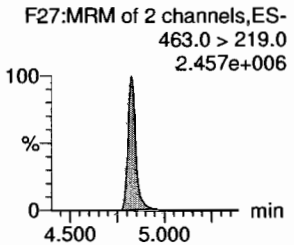

13C2-6:2 FTS

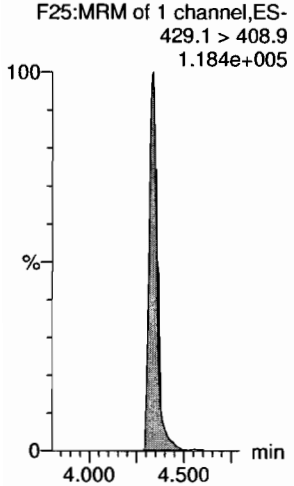

13C4-PFHpA

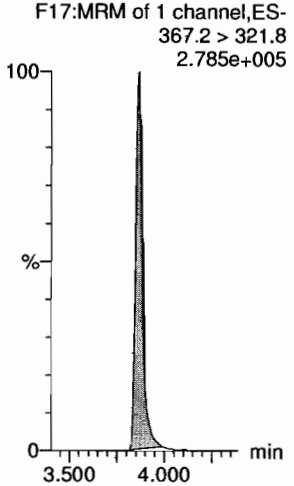

18O2-PFHxS

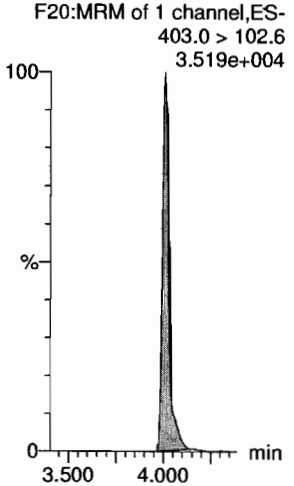

13C2-PFOA

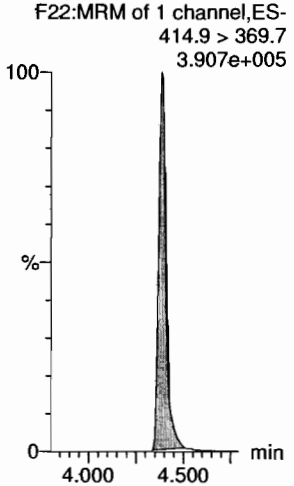

13C8-PFOS

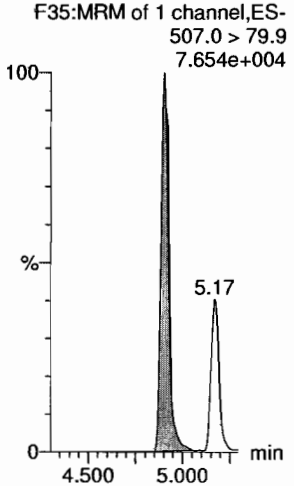

13C5-PFNA

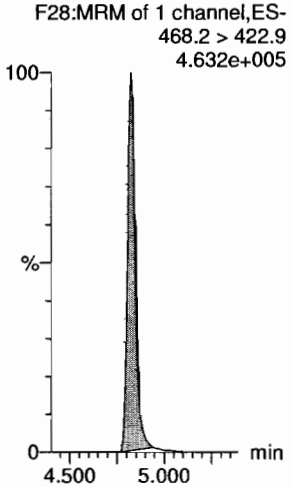

Dataset: Z:\Projects\PFAS.PRO\Results\180925M1\180925M1-CRV.qld

Last Altered: Wednesday, September 26, 2018 09:51:37 Pacific Daylight Time
Printed: Wednesday, September 26, 2018 09:51:48 Pacific Daylight Time

Name: 180925M1_10, Date: 25-Sep-2018, Time: 14:31:55, ID: ST180925M1-9 PFC CS6 18I1709, Description: PFC CS6 18I1709

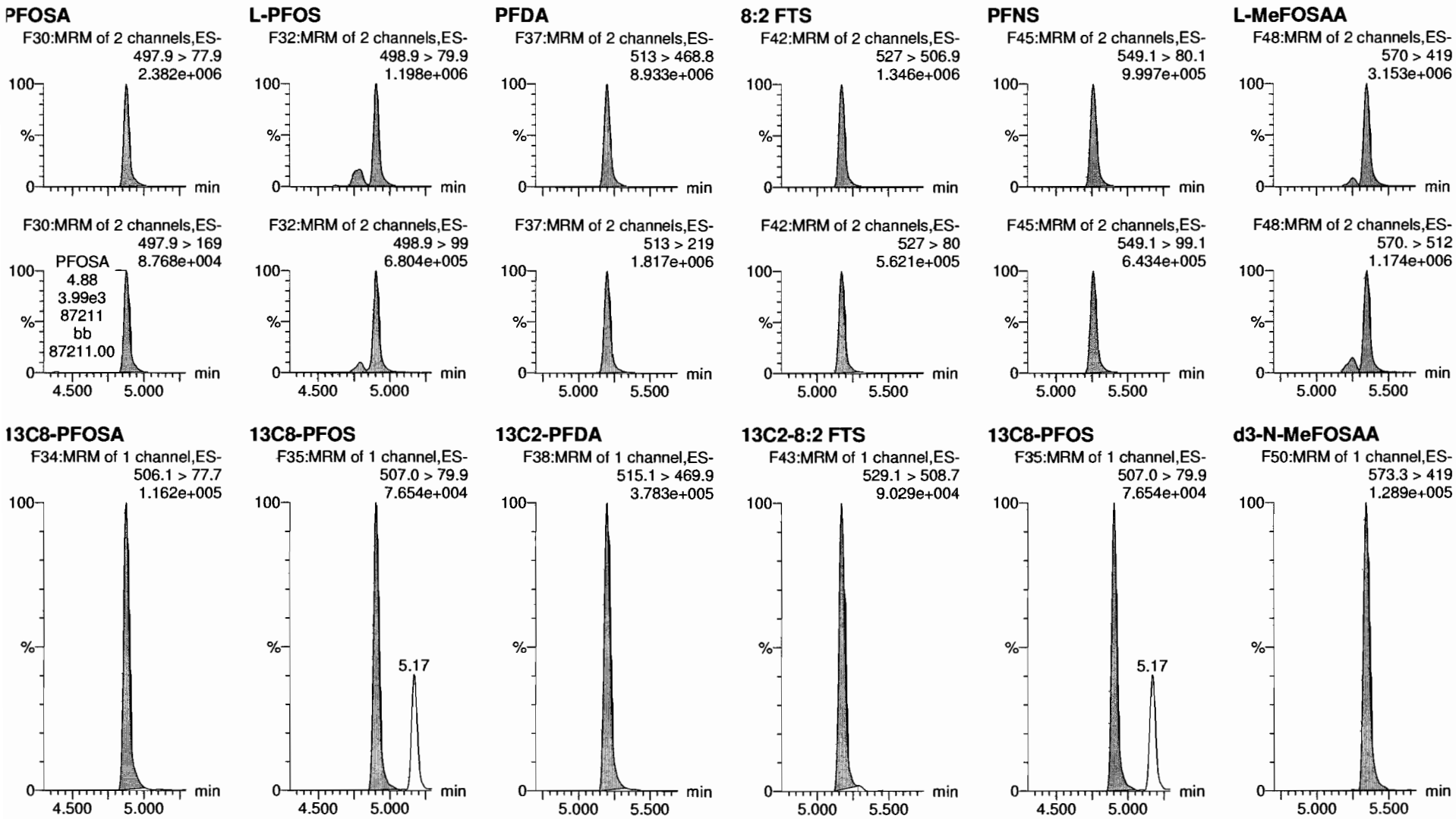

Vista Analytical Laboratory

Dataset: Z:\Projects\PFAS.PRO\Results\180925M1\180925M1-CRV.qld

Last Altered: Wednesday, September 26, 2018 09:51:37 Pacific Daylight Time
Printed: Wednesday, September 26, 2018 09:51:48 Pacific Daylight Time

Name: 180925M1_10, Date: 25-Sep-2018, Time: 14:31:55, ID: ST180925M1-9 PFC CS6 18I1709, Description: PFC CS6 18I1709

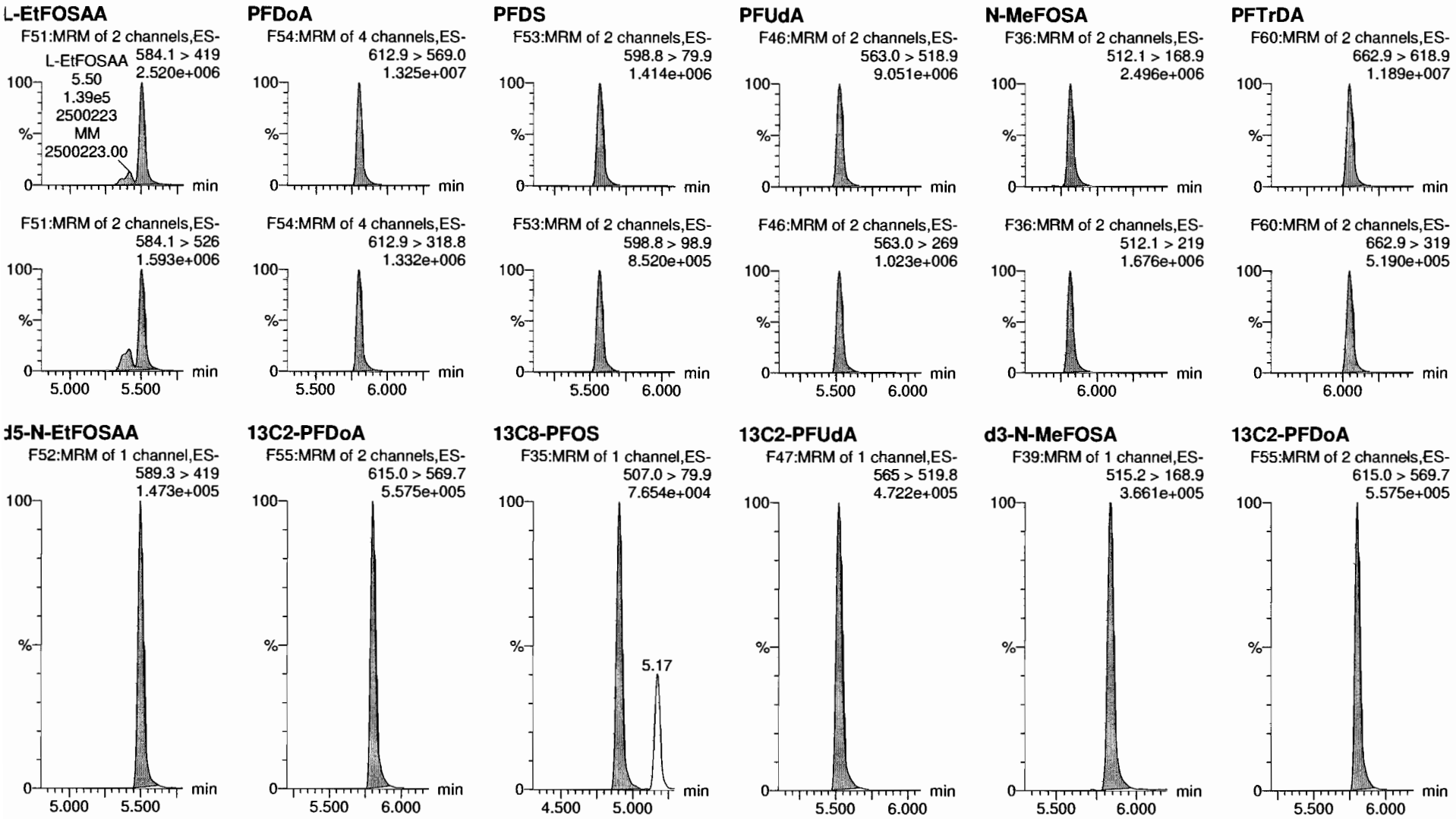

Vista Analytical Laboratory

Dataset: Z:\Projects\PFAS.PRO\Results\180925M1\180925M1-CRV.qld

Last Altered: Wednesday, September 26, 2018 09:51:37 Pacific Daylight Time
Printed: Wednesday, September 26, 2018 09:51:48 Pacific Daylight Time

Name: 180925M1_10, Date: 25-Sep-2018, Time: 14:31:55, ID: ST180925M1-9 PFC CS6 18I1709, Description: PFC CS6 18I1709

PFTeDA

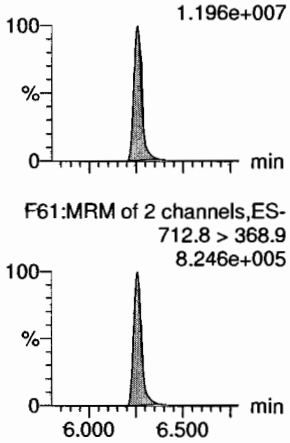

N-EtFOSA

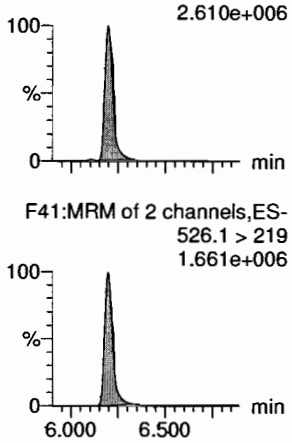

PFHxDA

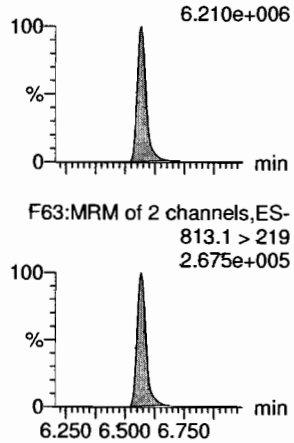

PFODA

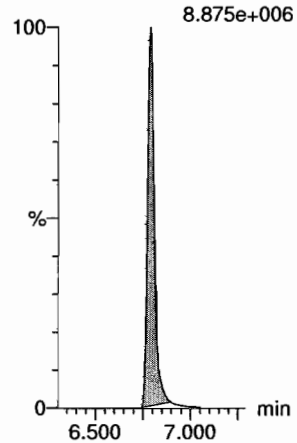

N-MeFOSE

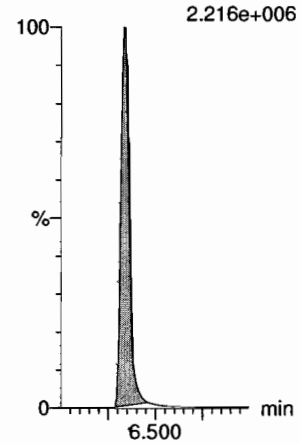

N-EtFOSE

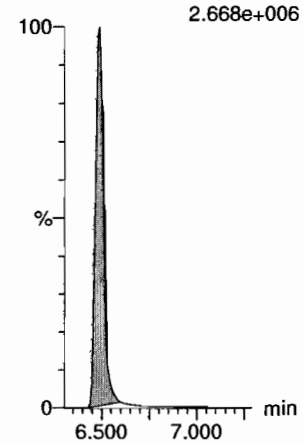

13C2-PFTeDA

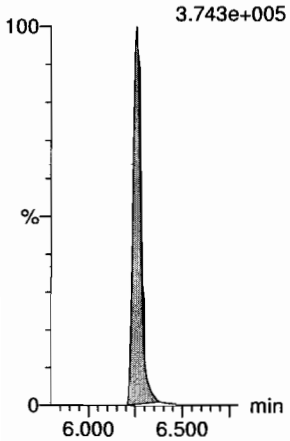

d5-N-ETFOSA

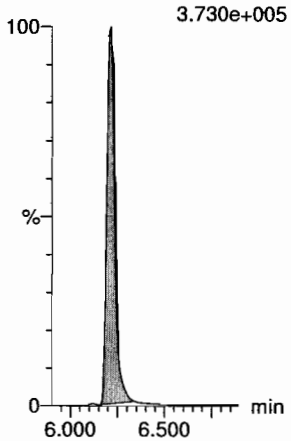

13C2-PFHxDA

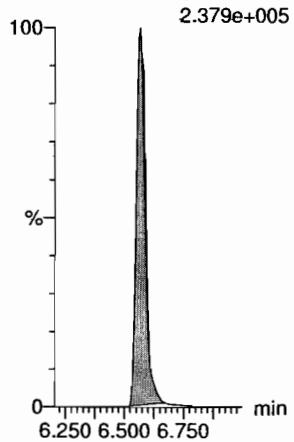

13C2-PFHxDA

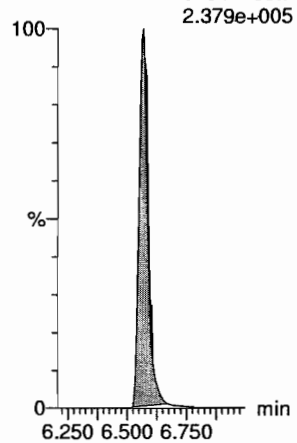

d7-N-MeFOSE

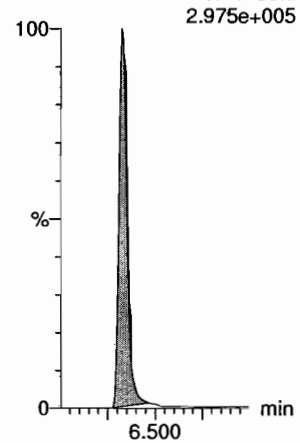

d9-N-EtFOSE

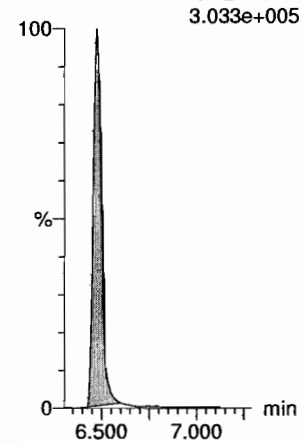

Dataset: Z:\Projects\PFAS.PRO\Results\180925M1\180925M1-CRV.qld

Last Altered: Wednesday, September 26, 2018 09:51:37 Pacific Daylight Time
Printed: Wednesday, September 26, 2018 09:51:48 Pacific Daylight Time

Name: 180925M1_10, Date: 25-Sep-2018, Time: 14:31:55, ID: ST180925M1-9 PFC CS6 18I1709, Description: PFC CS6 18I1709

13C4-PFBA

F4:MRM of 1 channel,ES-
217. > 172
1.462e+005

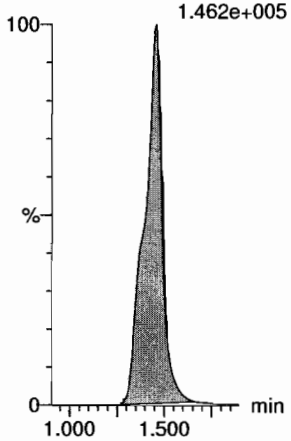

13C5-PFHxA

F11:MRM of 1 channel,ES-
318 > 272.9
5.457e+005

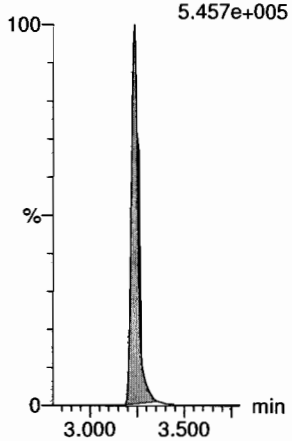

13C3-PFHxS

F19:MRM of 1 channel,ES-
401.8 > 79.9
7.959e+004

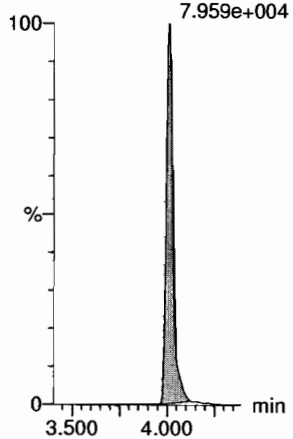

13C8-PFOA

F23:MRM of 1 channel,ES-
420.9 > 376
6.853e+005

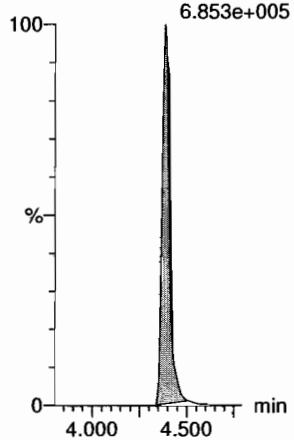

13C9-PFNA

F29:MRM of 1 channel,ES-
472.2 > 426.9
4.576e+005

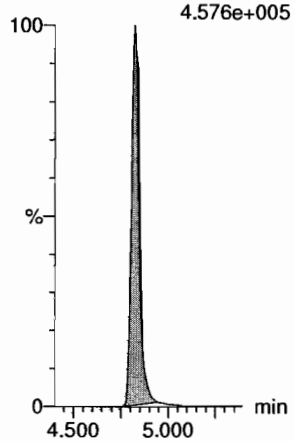

13C4-PFOS

F33:MRM of 1 channel,ES-
503 > 79.9
7.317e+004

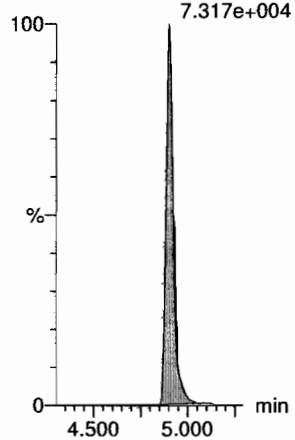

13C6-PFDA

F40:MRM of 1 channel,ES-
519.1 > 473.7
3.576e+005

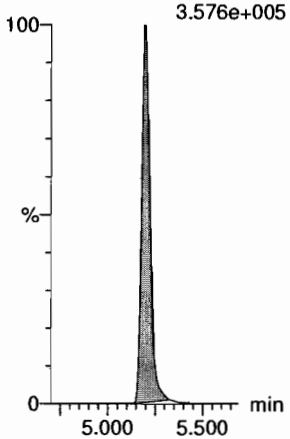

13C7-PFUdA

F49:MRM of 1 channel,ES-
570.1 > 524.8
4.840e+005

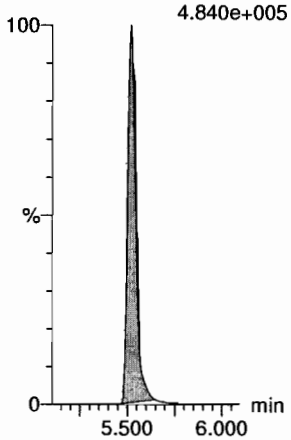

Vista Analytical Laboratory

Dataset: Z:\Projects\PFAS.PRO\Results\180925M1\180925M1-CRV.qld

Last Altered: Wednesday, September 26, 2018 09:51:37 Pacific Daylight Time
Printed: Wednesday, September 26, 2018 09:51:48 Pacific Daylight Time

Name: 180925M1_11, Date: 25-Sep-2018, Time: 14:42:27, ID: ST180925M1-10 PFC CS7 18I1710, Description: PFC CS7 18HI1710

PFBA
F2:MRM of 1 channel,ES-
213.0 > 168.8
4.567e+006

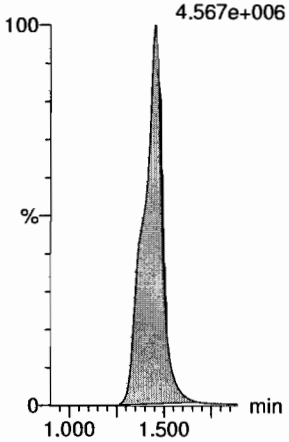

PFPeA
F5:MRM of 1 channel,ES-
263.1 > 218.9
8.435e+006

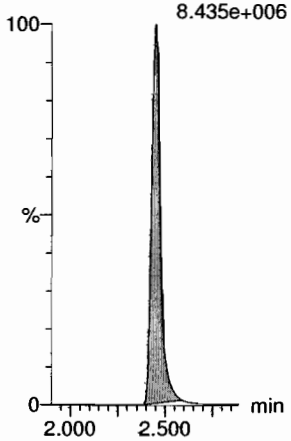

PFBS
F7:MRM of 2 channels,ES-
299.0 > 79.7
2.117e+006

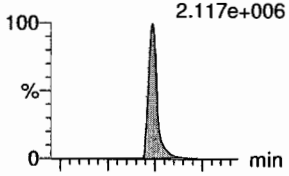

F7:MRM of 2 channels,ES-
299.0 > 99.0
7.730e+005

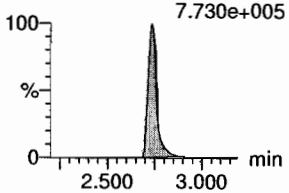

4:2 FTS
F12:MRM of 2 channels,ES-
327.2 > 307.2
2.387e+006

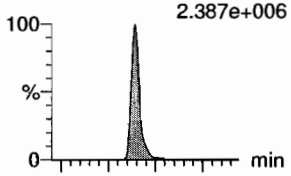

F12:MRM of 2 channels,ES-
327.2 > 81.1
1.203e+006

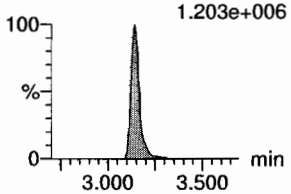

PFHxA
F9:MRM of 2 channels,ES-
313 > 269
1.814e+007

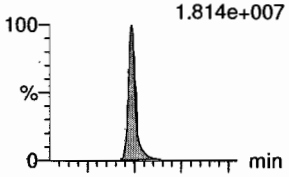

F9:MRM of 2 channels,ES-
313 > 118.9
1.223e+006

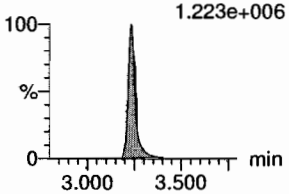

PFPeS
F15:MRM of 2 channels,ES-
349.1 > 80.1
1.743e+006

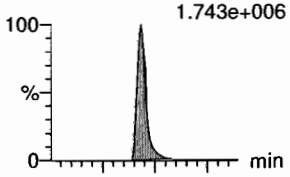

F15:MRM of 2 channels,ES-
349.1 > 99
1.216e+006

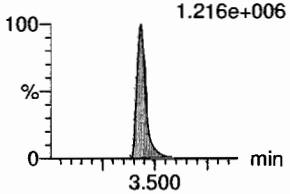

13C3-PFBA
F3:MRM of 1 channel,ES-
216.1 > 171.8
1.015e+005

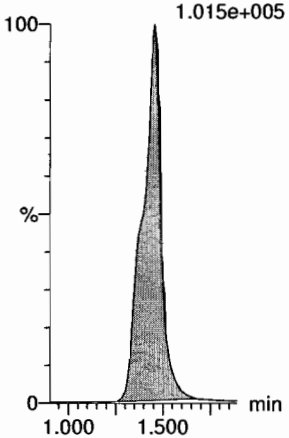

13C3-PFPeA
F6:MRM of 1 channel,ES-
266. > 221.8
2.143e+005

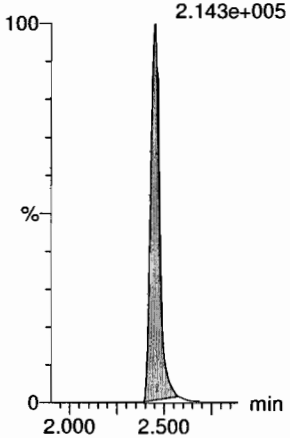

13C3-PFBS
F8:MRM of 1 channel,ES-
302. > 98.8
2.793e+004

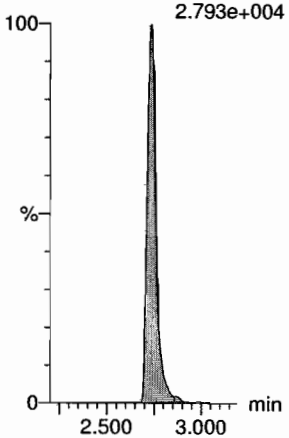

13C2-4:2 FTS
F13:MRM of 1 channel,ES-
329.2 > 308.9
1.284e+005

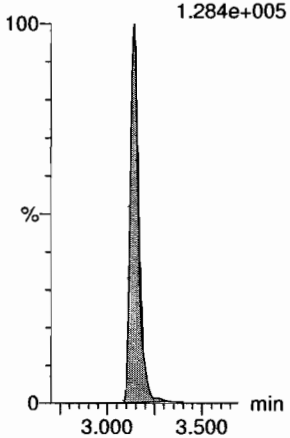

13C2-PFHxA
F10:MRM of 1 channel,ES-
315 > 270
1.947e+005

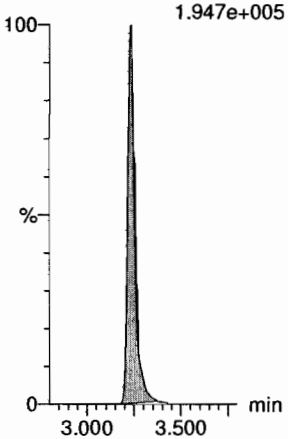

13C3-PFBS
F8:MRM of 1 channel,ES-
302. > 98.8
2.793e+004

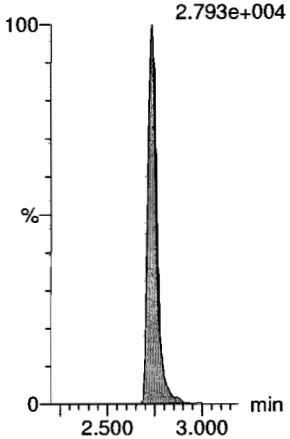

Dataset: Z:\Projects\PFAS.PRO\Results\180925M1\180925M1-CRV.qld

Last Altered: Wednesday, September 26, 2018 09:51:37 Pacific Daylight Time
Printed: Wednesday, September 26, 2018 09:51:48 Pacific Daylight Time

Name: 180925M1_11, Date: 25-Sep-2018, Time: 14:42:27, ID: ST180925M1-10 PFC CS7 18I1710, Description: PFC CS7 18HI1710

6:2 FTS

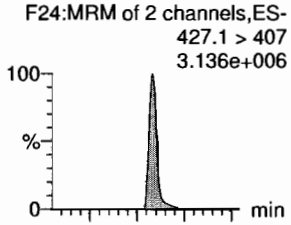

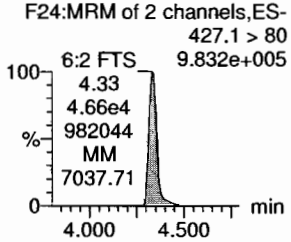

PFHpA

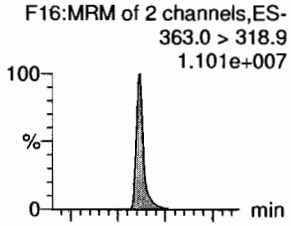

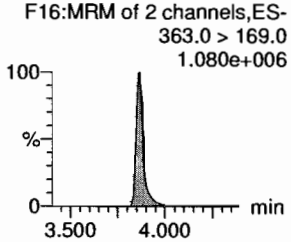

L-PFHxS

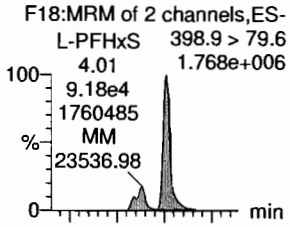

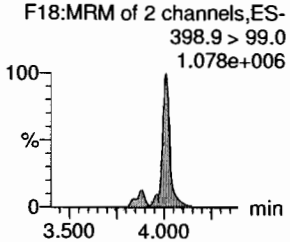

L-PFOA

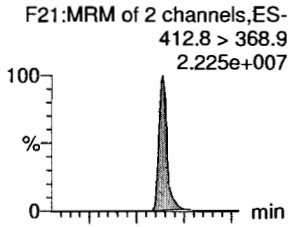

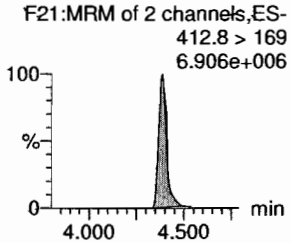

PFHpS

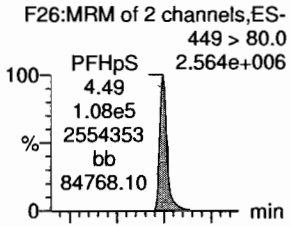

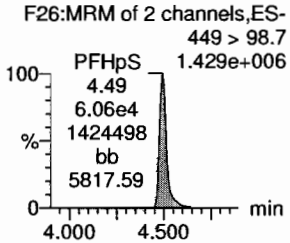

PFNA

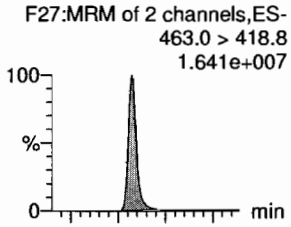

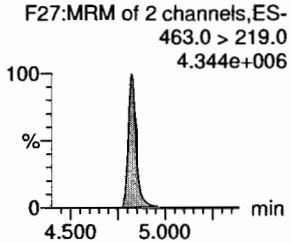

13C2-6:2 FTS

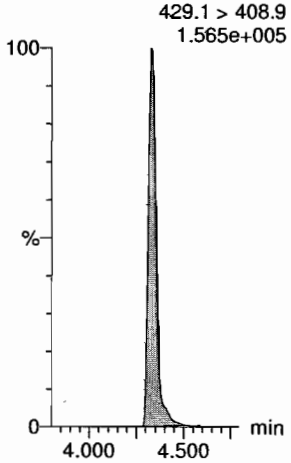

13C4-PFHpA

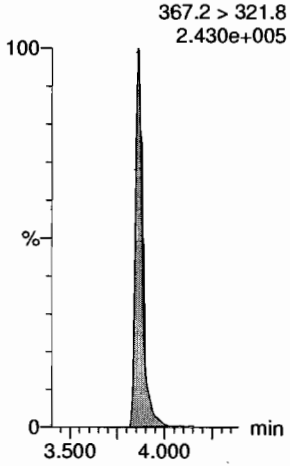

18O2-PFHxS

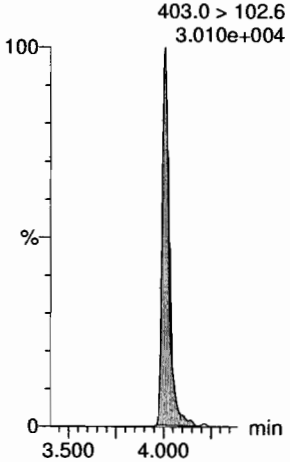

13C2-PFOA

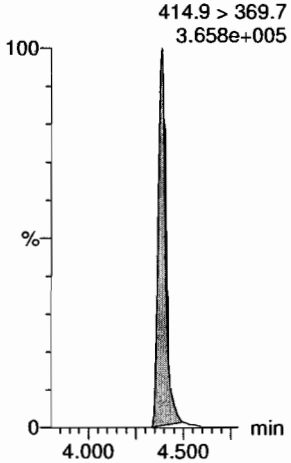

13C8-PFOS

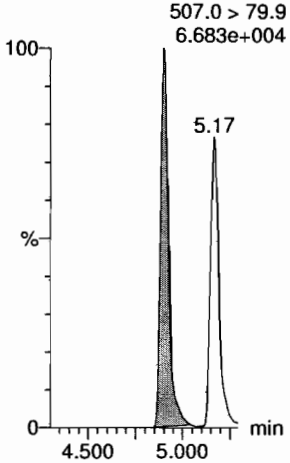

13C5-PFNA

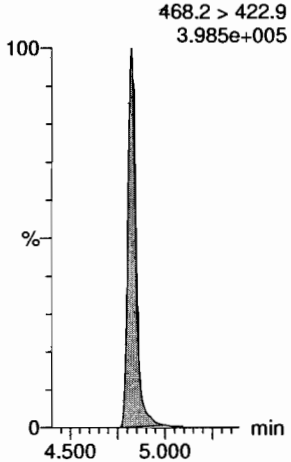

Dataset: Z:\Projects\PFAS.PRO\Results\180925M1\180925M1-CRV.qld

Last Altered: Wednesday, September 26, 2018 09:51:37 Pacific Daylight Time
Printed: Wednesday, September 26, 2018 09:51:48 Pacific Daylight Time

Name: 180925M1_11, Date: 25-Sep-2018, Time: 14:42:27, ID: ST180925M1-10 PFC CS7 18I1710, Description: PFC CS7 18HI1710

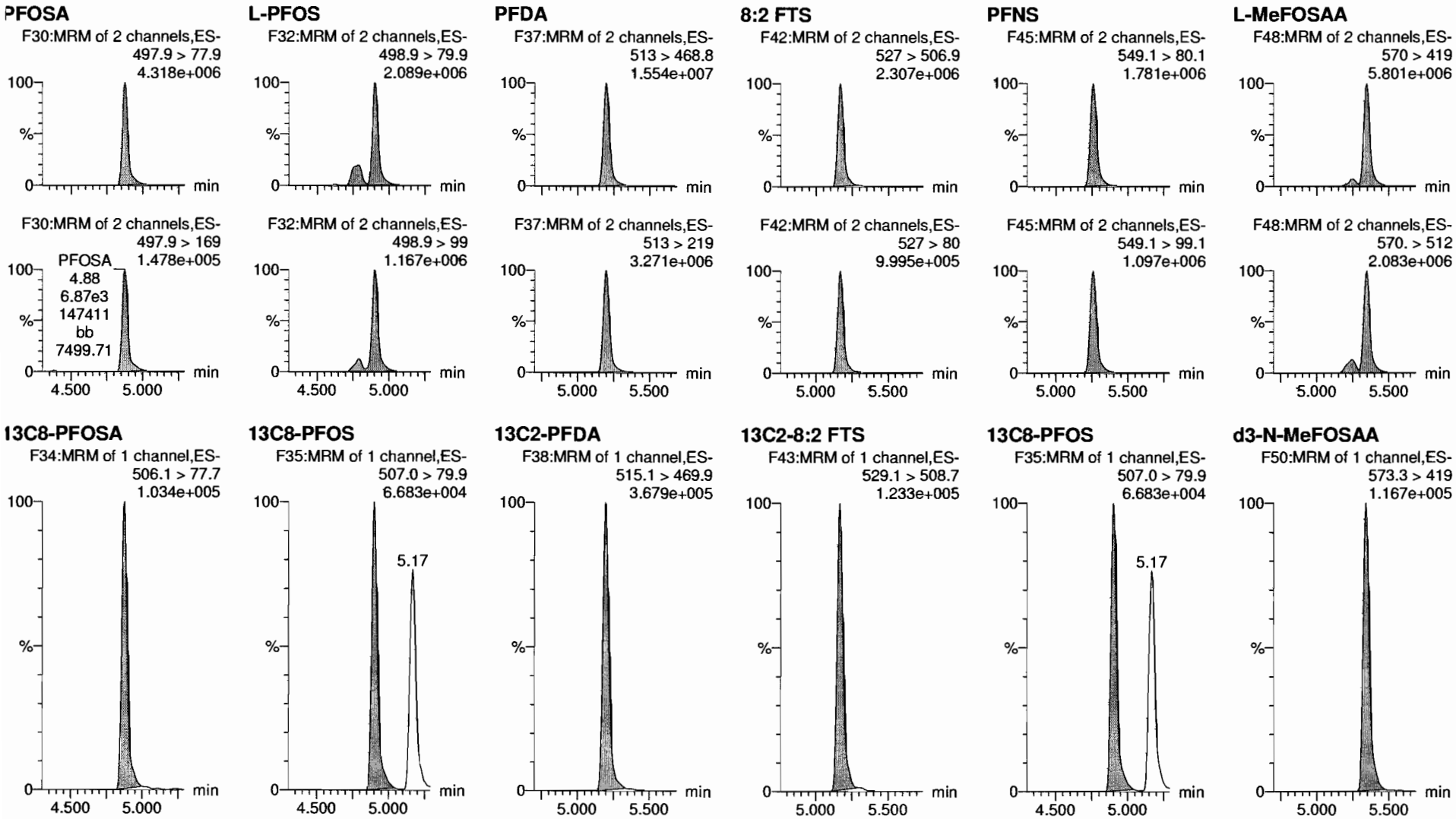

Vista Analytical Laboratory

Dataset: Z:\Projects\PFAS.PRO\Results\180925M1\180925M1-CRV.qld

Last Altered: Wednesday, September 26, 2018 09:51:37 Pacific Daylight Time
Printed: Wednesday, September 26, 2018 09:51:48 Pacific Daylight Time

Name: 180925M1_11, Date: 25-Sep-2018, Time: 14:42:27, ID: ST180925M1-10 PFC CS7 18I1710, Description: PFC CS7 18HI1710

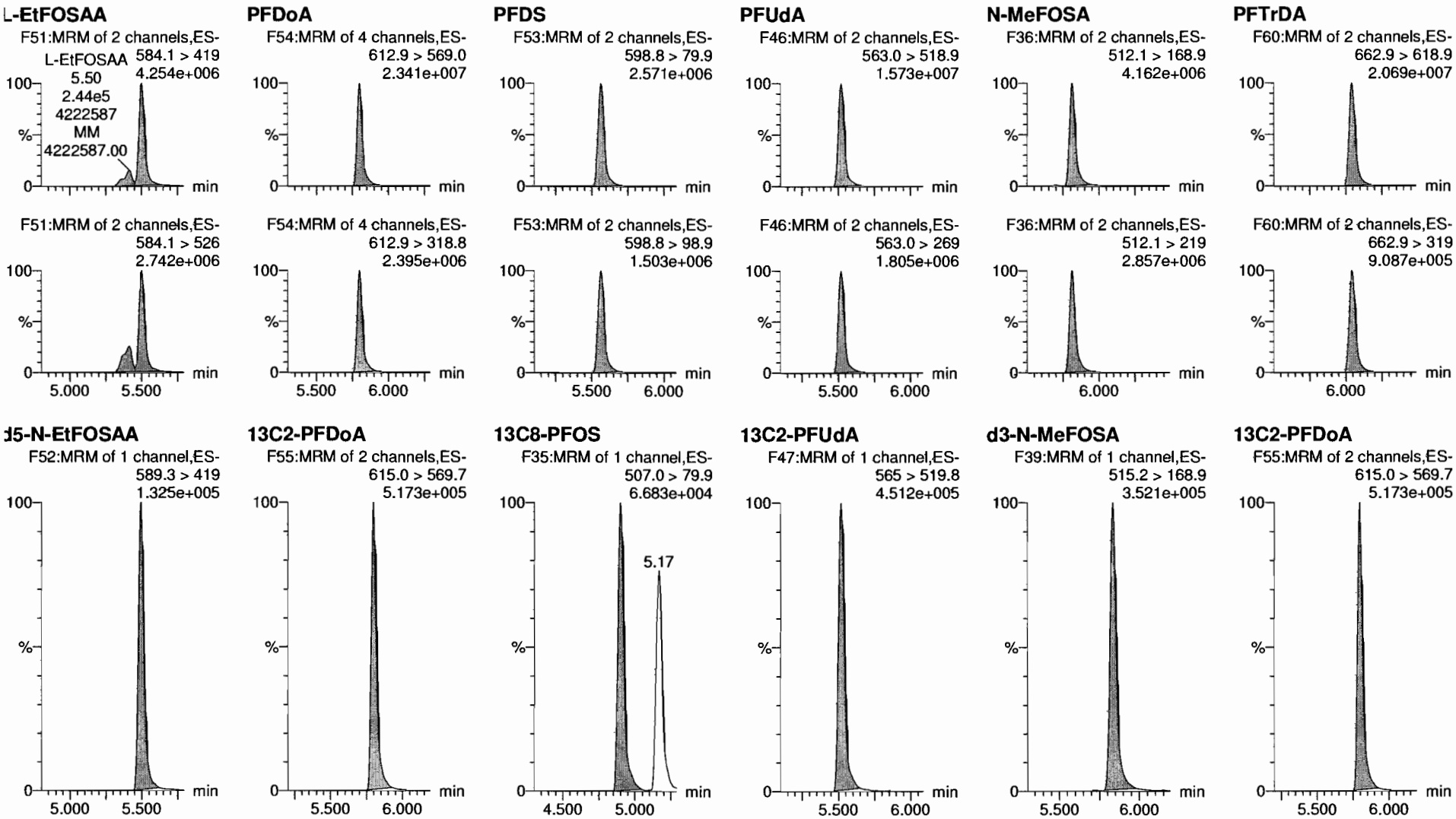

Dataset: Z:\Projects\PFAS.PRO\Results\180925M1\180925M1-CRV.qld

Last Altered: Wednesday, September 26, 2018 09:51:37 Pacific Daylight Time
Printed: Wednesday, September 26, 2018 09:51:48 Pacific Daylight Time

Name: 180925M1_11, Date: 25-Sep-2018, Time: 14:42:27, ID: ST180925M1-10 PFC CS7 18I1710, Description: PFC CS7 18HI1710

PFTeDA
F61:MRM of 2 channels,ES-
712.8 > 669.0
2.090e+007

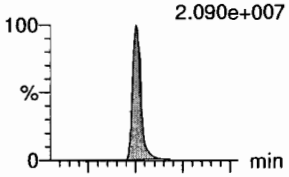

F61:MRM of 2 channels,ES-
712.8 > 368.9
1.372e+006

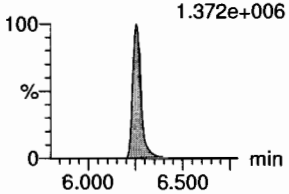

N-EtFOSA
F41:MRM of 2 channels,ES-
526.1 > 168.9
4.280e+006

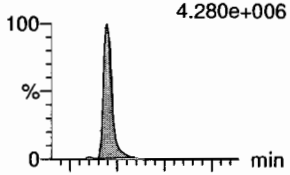

F41:MRM of 2 channels,ES-
526.1 > 219
2.699e+006

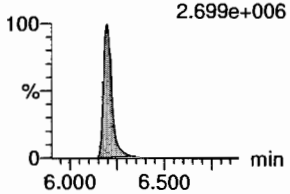

PFHxDA
F63:MRM of 2 channels,ES-
813.1 > 768.6
1.144e+007

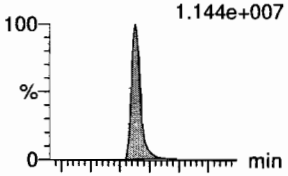

F63:MRM of 2 channels,ES-
813.1 > 219
5.239e+005

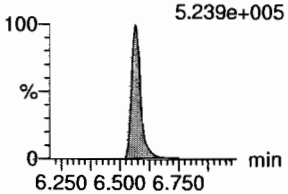

PFODA
F65:MRM of 1 channel,ES-
913.1 > 868.8
1.566e+007

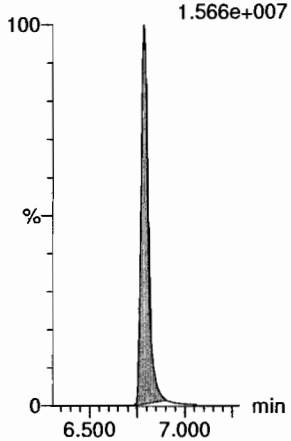

N-MeFOSE
F56:MRM of 1 channel,ES-
616.1 > 58.9
4.387e+006

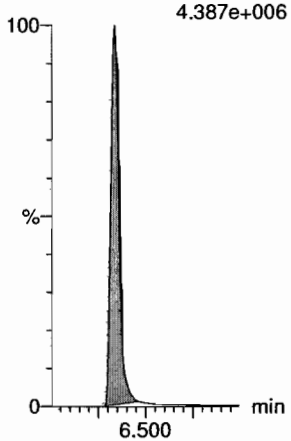

N-EtFOSE
F58:MRM of 1 channel,ES-
630.1 > 58.9
5.217e+006

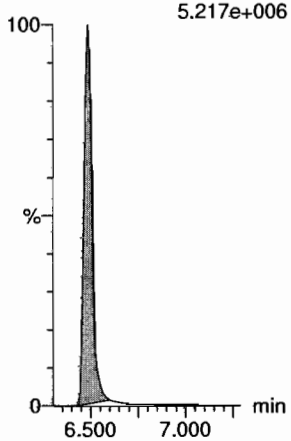

13C2-PFTeDA
F62:MRM of 2 channels,ES-
714.8 > 669.6
3.475e+005

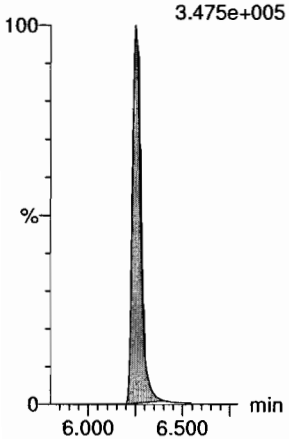

d5-N-ETFOSA
F44:MRM of 1 channel,ES-
531.1 > 168.9
3.384e+005

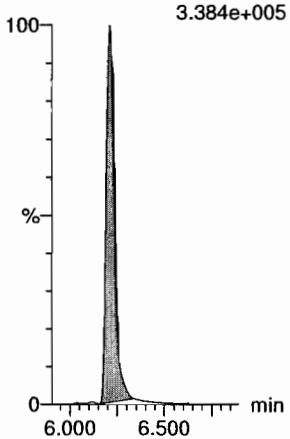

13C2-PFHxDA
F64:MRM of 1 channel,ES-
815 > 769.7
2.346e+005

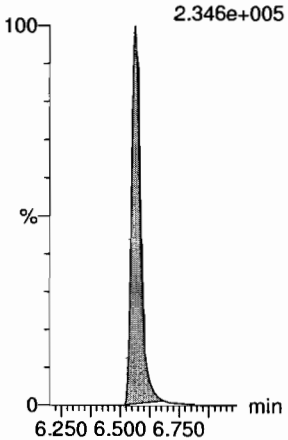

13C2-PFHxDA
F64:MRM of 1 channel,ES-
815 > 769.7
2.346e+005

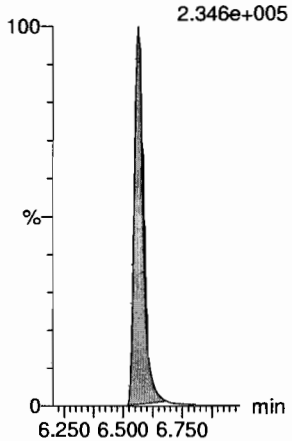

d7-N-MeFOSE
F57:MRM of 1 channel,ES-
623.1 > 58.9
2.888e+005

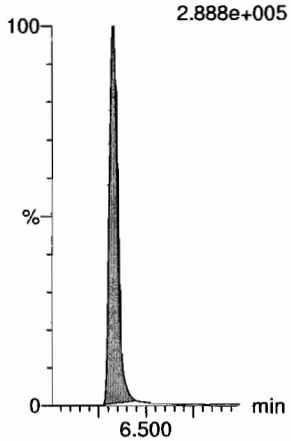

d9-N-EtFOSE
F59:MRM of 1 channel,ES-
639.2 > 58.8
3.029e+005

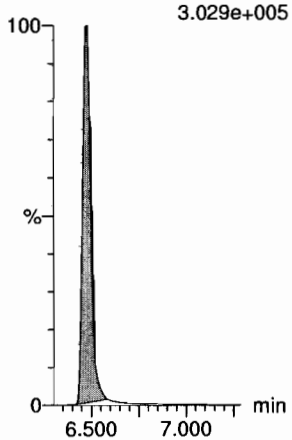

Vista Analytical Laboratory

Dataset: Z:\Projects\PFAS.PRO\Results\180925M1\180925M1-CRV.qld

Last Altered: Wednesday, September 26, 2018 09:51:37 Pacific Daylight Time
Printed: Wednesday, September 26, 2018 09:51:48 Pacific Daylight Time

Name: 180925M1_11, Date: 25-Sep-2018, Time: 14:42:27, ID: ST180925M1-10 PFC CS7 18I1710, Description: PFC CS7 18HI1710

13C4-PFBA

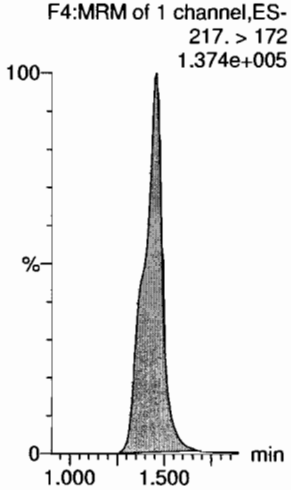

13C5-PFHxA

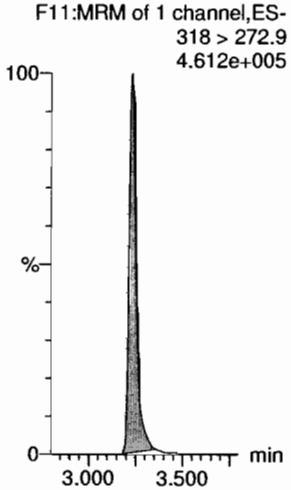

13C3-PFHxS

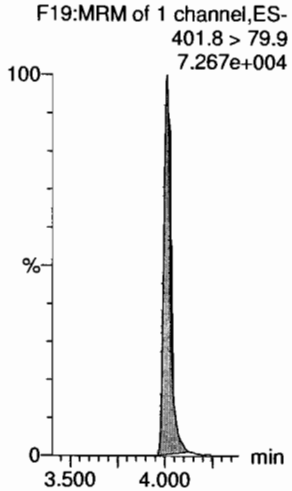

13C8-PFOA

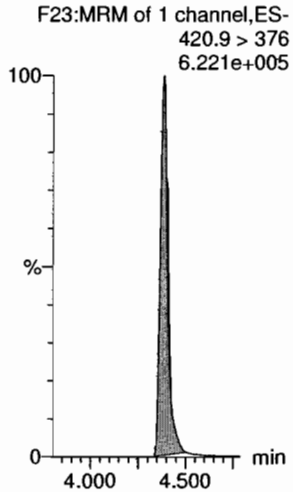

13C9-PFNA

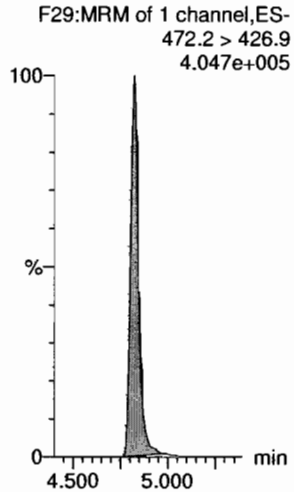

13C4-PFOS

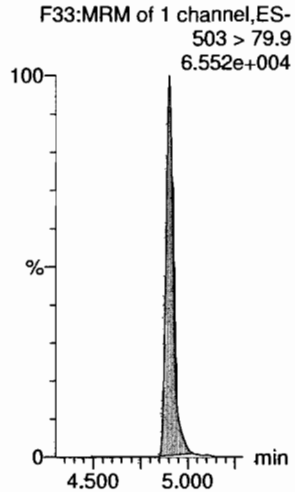

13C6-PFDA

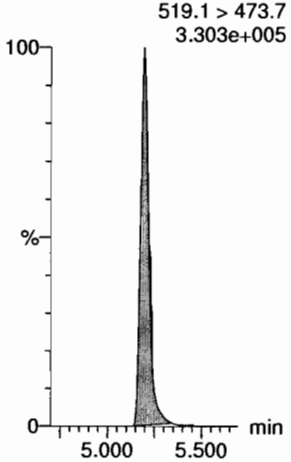

13C7-PFUdA

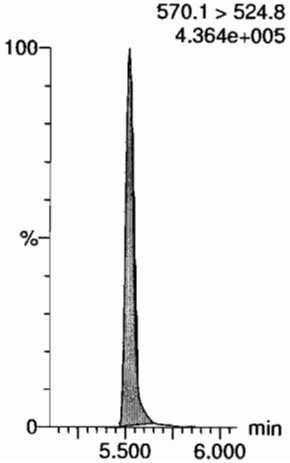

Dataset: Z:\Projects\PFAS.PRO\Results\180925M1\180925M1-icv.qld

Last Altered: Wednesday, September 26, 2018 10:35:50 Pacific Daylight Time
Printed: Wednesday, September 26, 2018 10:36:06 Pacific Daylight Time

√AD 9/26/18

Name: 180925M1_13, Date: 25-Sep-2018, Time: 15:03:38, ID: ICV180925M1-1 PFC ICV 18I1711, Description: PFC ICV 18I1711

	#	Name	Trace	Area	IS Area	wt/vol	RT	Response	Conc.	%Rec	Recovery ...	Ion Ratio	Ratio Out?
1	1	PFBA	213.0 > 168.8	10430.999	11445.830	1.00	1.45	11.392	10.0	99.8	NO		
2	2	PFPeA	263.1 > 218.9	10161.224	12999.548	1.00	2.45	9.771	9.7	96.6	NO		
3	3	PFBS	299.0 > 79.7	2503.804	1938.226	1.00	2.74	16.148	8.7	87.5	NO	3.073	NO
4	4	4:2 FTS	327.2>307.2	3000.877	2904.261	1.00	3.14	12.916	10.3	103.4	NO	1.952	NO
5	5	PFHxA	313 > 269	18737.066	9384.588	1.00	3.23	9.983	10.4	103.6	NO	15.805	NO
6	6	PFPeS	349.1>80.1	2083.514	1938.226	1.00	3.43	13.437	8.9	88.9	NO	1.467	NO
7	36	13C3-PFBA	216.1 > 171.8	11445.830	15686.427	1.00	1.45	9.121	12.3	98.7	NO		
8	37	13C3-PFPeA	266. > 221.8	12999.548	24288.082	1.00	2.45	6.690	12.2	97.5	NO		
9	38	13C3-PFBS	302. > 98.8	1938.226	3496.402	1.00	2.73	6.929	13.3	106.2	NO		
10	39	13C2-4:2 FTS	329.2>308.9	2904.261	3496.402	1.00	3.14	10.383	12.0	96.3	NO		
11	40	13C2-PFHxA	315 > 270	9384.588	24288.082	1.00	3.23	4.830	4.8	96.8	NO		
12	38	13C3-PFBS	302. > 98.8	1938.226	3496.402	1.00	2.73	6.929	13.3	106.2	NO		
13	-1												
14	10	6:2 FTS	427.1 > 407	3369.092	3113.240	1.00	4.33	13.527	9.6	96.0	NO	2.993	NO
15	7	PFHpA	363.0 > 318.9	11927.799	12713.759	1.00	3.86	11.727	10.1	100.9	NO	10.369	NO
16	8	L-PFHxS	398.9 > 79.6	1920.241	1459.186	1.00	4.01	16.450	9.2	92.0	NO	1.577	NO
17	11	L-PFOA	412.8 > 368.9	25548.156	18598.396	1.00	4.39	17.171	10.1	100.5	NO	3.257	NO
18	13	PFHpS	449 > 80.0	2444.498	3745.639	1.00	4.49	8.158	9.6	96.3	NO	1.819	NO
19	14	PFNA	463.0 > 418.8	19514.408	23404.754	1.00	4.82	10.422	10.1	100.7	NO	4.016	NO
20	43	13C2-6:2 FTS	429.1 > 408.9	3113.240	3178.825	1.00	4.33	12.242	13.4	107.1	NO		
21	41	13C4-PFHpA	367.2 > 321.8	12713.759	24288.082	1.00	3.86	6.543	12.4	99.3	NO		
22	42	18O2-PFHxS	403.0 > 102.6	1459.186	3496.402	1.00	4.01	5.217	11.9	95.5	NO		
23	44	13C2-PFOA	414.9 > 369.7	18598.396	34512.238	1.00	4.39	6.736	11.9	95.3	NO		
24	47	13C8-PFOS	507.0 > 79.9	3745.639	3178.825	1.00	4.90	14.729	14.0	111.9	NO		
25	45	13C5-PFNA	468.2 > 422.9	23404.754	24086.477	1.00	4.82	12.146	12.3	98.2	NO		
26	-1												
27	15	PFOSA	497.9 > 77.9	4692.802	5775.802	1.00	4.88	10.156	9.9	98.7	NO	31.125	NO
28	16	L-PFOS	498.9 > 79.9	2852.207	3745.639	1.00	4.90	9.518	9.6	96.0	NO	1.949	NO
29	18	PFDA	513 > 468.8	20418.777	22128.414	1.00	5.19	11.534	9.2	92.2	NO	4.932	NO
30	19	8:2 FTS	527 > 506.9	3160.555	2763.911	1.00	5.17	14.294	9.3	92.8	NO	2.299	NO
31	20	PFNS	549.1 > 80.1	2115.053	3745.639	1.00	5.26	7.058	9.5	95.4	NO	1.481	NO
32	21	L-MeFOSAA	570 > 419	8720.895	6752.276	1.00	5.35	16.144	11.1	111.1	NO	2.770	NO
33	46	13C8-PFOSA	506.1 > 77.7	5775.802	28315.482	1.00	4.88	2.550	12.2	97.2	NO		
34	47	13C8-PFOS	507.0 > 79.9	3745.639	3178.825	1.00	4.90	14.729	14.0	111.9	NO		

9/26/18

Dataset: Z:\Projects\PFAS.PRO\Results\180925M1\180925M1-icv.qld

Last Altered: Wednesday, September 26, 2018 10:35:50 Pacific Daylight Time
Printed: Wednesday, September 26, 2018 10:36:06 Pacific Daylight Time

(A) Not in ICV.

Name: 180925M1_13, Date: 25-Sep-2018, Time: 15:03:38, ID: ICV180925M1-1 PFC ICV 18I1711, Description: PFC ICV 18I1711

	#	Name	Trace	Area	IS Area	wt/vol	RT	Response	Conc.	%Rec	Recovery ...	Ion Ratio	Ratio Out?
35	48	13C2-PFDA	515.1 > 469.9	22128.414	21461.328	1.00	5.19	12.889	12.1	96.5	NO		
36	49	13C2-8:2 FTS	529.1 > 508.7	2763.911	3178.825	1.00	5.17	10.868	14.9	119.2	NO		
37	47	13C8-PFOS	507.0 > 79.9	3745.639	3178.825	1.00	4.90	14.729	14.0	111.9	NO		
38	50	d3-N-MeFOSAA	573.3 > 419	6752.276	28315.482	1.00	5.34	2.981	12.1	97.1	NO		
39	-1												
40	23	L-EtFOSAA	584.1 > 419	7454.454	7784.447	1.00	5.50	11.970	11.3	112.9	NO	1.568	NO
41	27	PFDoA	612.9 > 569.0	27361.615	25882.336	1.00	5.80	13.214	10.4	104.0	NO	9.920	NO
42	26	PFDS	598.8 > 79.9	3006.628	3745.639	1.00	5.56	10.034	9.8	98.3	NO	1.752	NO
43	25	PFUdA	563.0 > 518.9	20869.588	27497.637	1.00	5.52	9.487	9.4	94.4	NO	9.032	NO
44	28	N-MeFOSA	512.1 > 168.9		17565.016	1.00					NO		
45	29	PFTrDA	662.9 > 618.9	26204.691	25882.336	1.00	6.04	12.656	9.7	96.9	NO	23.754	NO
46	52	d5-N-EtFOSAA	589.3 > 419	7784.447	28315.482	1.00	5.50	3.436	12.4	99.4	NO		
47	53	13C2-PFDoA	615.0 > 569.7	25882.336	21461.328	1.00	5.80	15.075	11.7	93.6	NO		
48	47	13C8-PFOS	507.0 > 79.9	3745.639	3178.825	1.00	4.90	14.729	14.0	111.9	NO		
49	51	13C2-PFUdA	565 > 519.8	27497.637	28315.482	1.00	5.52	12.139	12.6	100.5	NO		
50	54	d3-N-MeFOSA	515.2 > 168.9	17565.016	28315.482	1.00	5.84	7.754	147.7	98.5	NO		
51	53	13C2-PFDoA	615.0 > 569.7	25882.336	21461.328	1.00	5.80	15.075	11.7	93.6	NO		
52	-1									(A)			
53	30	PFTeDA	712.8 > 669.0	25036.207	17767.895	1.00	6.25	17.613	9.9	98.8	NO	14.773	NO
54	31	N-EtFOSA	526.1 > 168.9		20183.559	1.00					NO		
55	32	PFHxDA	813.1 > 768.6		10045.912	1.00				(A)	NO		
56	33	PFODA	913.1 > 868.8		10045.912	1.00					NO		
57	34	N-MeFOSE	616.1 > 58.9		13875.110	1.00					NO		
58	35	N-EtFOSE	630.1 > 58.9		14173.549	1.00					NO		
59	55	13C2-PFTeDA	714.8 > 669.6	17767.895	28315.482	1.00	6.25	7.844	12.4	99.0	NO		
60	56	d5-N-ETFOSA	531.1 > 168.9	20183.559	28315.482	1.00	6.21	8.910	152.8	101.8	NO		
61	57	13C2-PFHxDA	815 > 769.7	10045.912	28315.482	1.00	6.56	4.435	4.7	94.5	NO		
62	57	13C2-PFHxDA	815 > 769.7	10045.912	28315.482	1.00	6.56	4.435	4.7	94.5	NO		
63	58	d7-N-MeFOSE	623.1 > 58.9	13875.110	28315.482	1.00	6.33	6.125	141.9	94.6	NO		
64	59	d9-N-EtFOSE	639.2 > 58.8	14173.549	28315.482	1.00	6.48	6.257	144.0	96.0	NO		
65	-1												
66	60	13C4-PFBA	217. > 172	15686.427	15686.427	1.00	1.46	12.500	12.5	100.0	NO		
67	61	13C5-PFHxA	318 > 272.9	24288.082	24288.082	1.00	3.23	12.500	12.5	100.0	NO		
68	62	13C3-PFHxS	401.8 > 79.9	3496.402	3496.402	1.00	4.01	12.500	12.5	100.0	NO		

Dataset: Z:\Projects\PFAS.PRO\Results\180925M1\180925M1-icv.qld

Last Altered: Wednesday, September 26, 2018 10:35:50 Pacific Daylight Time
Printed: Wednesday, September 26, 2018 10:36:06 Pacific Daylight Time

Name: 180925M1_13, Date: 25-Sep-2018, Time: 15:03:38, ID: ICV180925M1-1 PFC ICV 18I1711, Description: PFC ICV 18I1711

	#	Name	Trace	Area	IS Area	wt/vol	RT	Response	Conc.	%Rec	Recovery ...	Ion Ratio	Ratio Out?
69	63	13C8-PFOA	420.9 > 376	34512.238	34512.238	1.00	4.39	12.500	12.5	100.0	NO		
70	64	13C9-PFNA	472.2 > 426.9	24086.477	24086.477	1.00	4.82	12.500	12.5	100.0	NO		
71	65	13C4-PFOS	503 > 79.9	3178.825	3178.825	1.00	4.90	12.500	12.5	100.0	NO		
72	66	13C6-PFDA	519.1 > 473.7	21461.328	21461.328	1.00	5.19	12.500	12.5	100.0	NO		
73	67	13C7-PFUdA	570.1 > 524.8	28315.482	28315.482	1.00	5.52	12.500	12.5	100.0	NO		

Dataset: Z:\Projects\PFAS.PRO\Results\180925M1\180925M1-icv.qld

Last Altered: Wednesday, September 26, 2018 10:35:50 Pacific Daylight Time
Printed: Wednesday, September 26, 2018 10:36:06 Pacific Daylight Time

Method: Z:\Projects\PFAS.PRO\MethDB\PFAS_FULL_80C_092518.mdb 26 Sep 2018 09:51:35
Calibration: Z:\Projects\PFAS.PRO\CurveDB\C18_VAL-PFAS_Q4_09-25-18.cdb 26 Sep 2018 10:07:46

Name: 180925M1_13, Date: 25-Sep-2018, Time: 15:03:38, ID: ICV180925M1-1 PFC ICV 18I1711, Description: PFC ICV 18I1711

PFBA

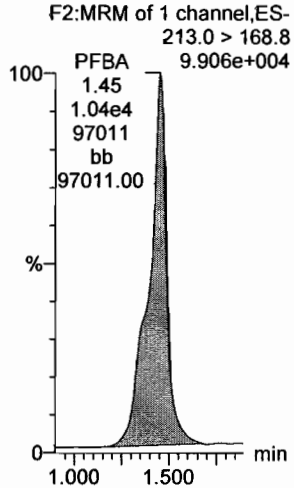

PFPeA

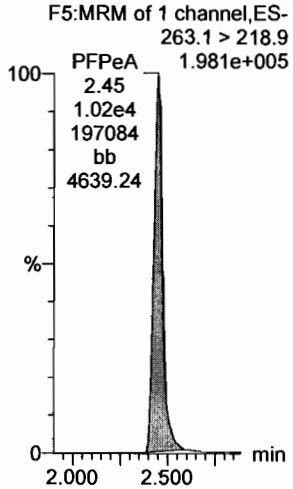

PFBS

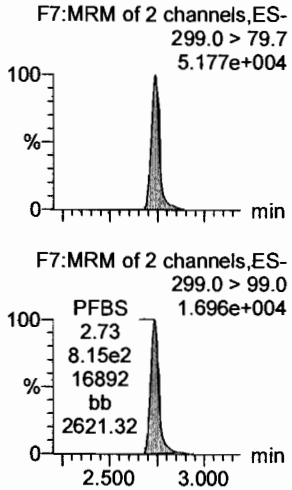

4:2 FTS

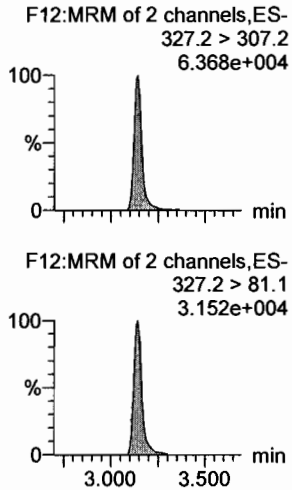

PFHxA

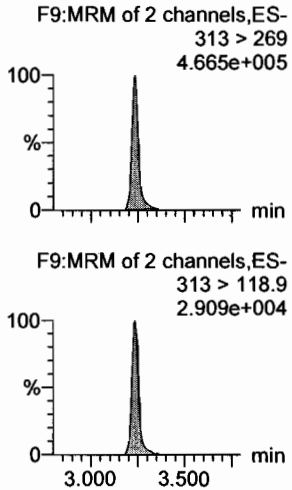

PFPeS

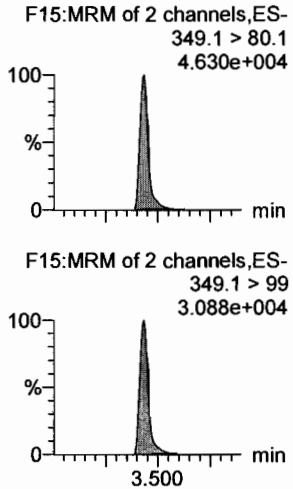

13C3-PFBA

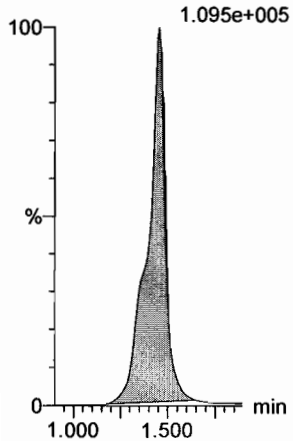

13C3-PFPeA

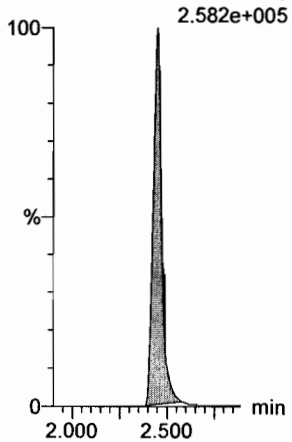

13C3-PFBS

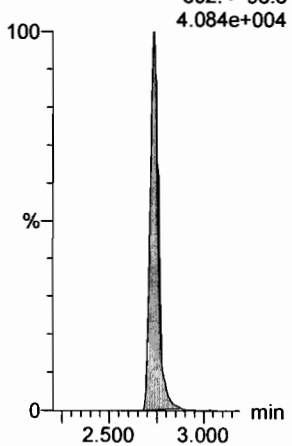

13C2-4:2 FTS

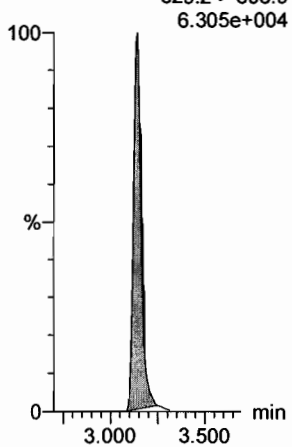

13C2-PFHxA

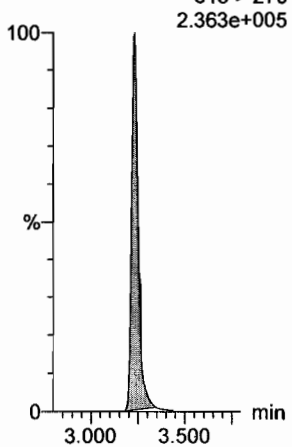

13C3-PFBS

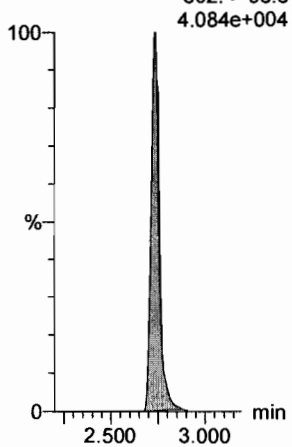

Vista Analytical Laboratory

Dataset: Z:\Projects\PFAS.PRO\Results\180925M1\180925M1-icv.qld

Last Altered: Wednesday, September 26, 2018 10:35:50 Pacific Daylight Time
Printed: Wednesday, September 26, 2018 10:36:06 Pacific Daylight Time

Name: 180925M1_13, Date: 25-Sep-2018, Time: 15:03:38, ID: ICV180925M1-1 PFC ICV 18I1711, Description: PFC ICV 18I1711

6:2 FTS

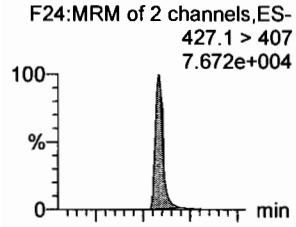

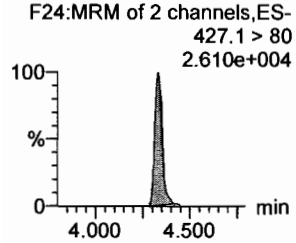

PFHpA

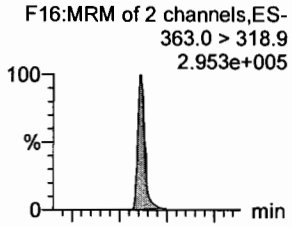

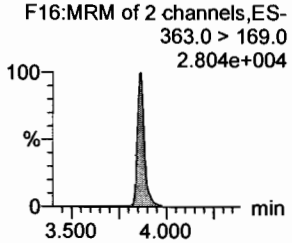

L-PFHxS

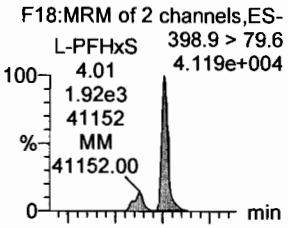

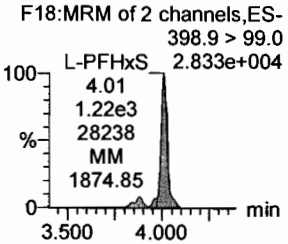

L-PFOA

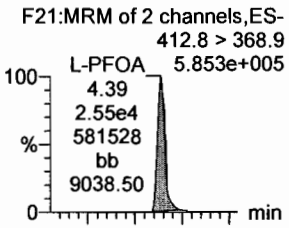

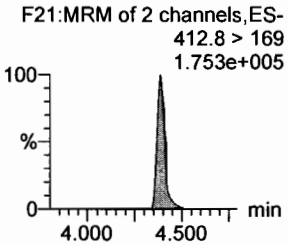

PFHpS

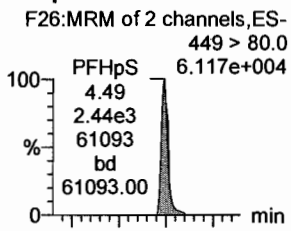

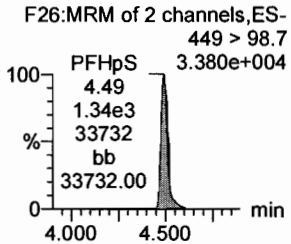

PFNA

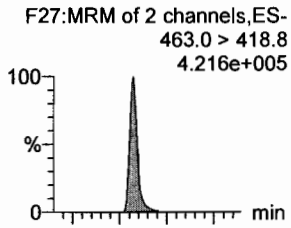

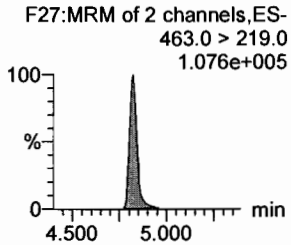

13C2-6:2 FTS



13C4-PFHpA

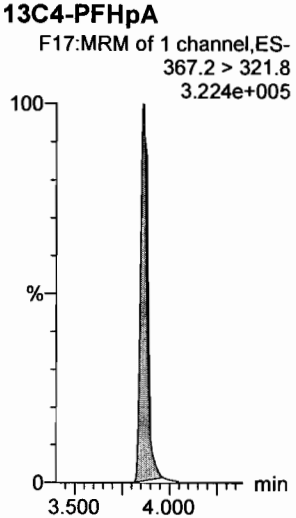

18O2-PFHxS

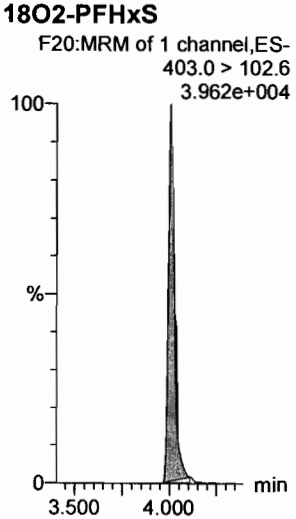

13C2-PFOA

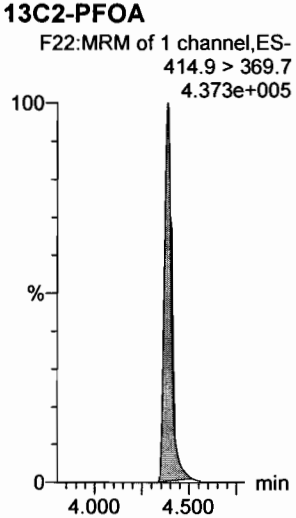

13C8-PFOS

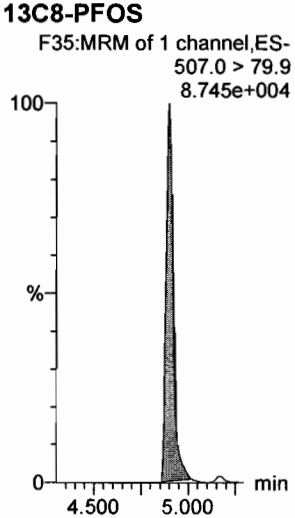

13C5-PFNA

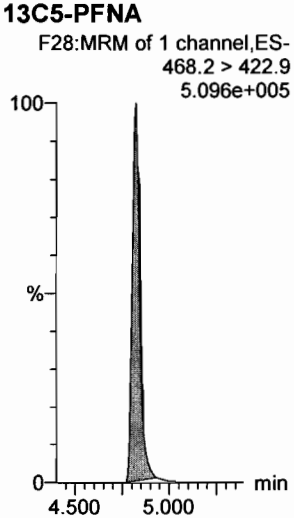

Vista Analytical Laboratory

Dataset: Z:\Projects\PFAS.PRO\Results\180925M1\180925M1-icv.qld

Last Altered: Wednesday, September 26, 2018 10:35:50 Pacific Daylight Time
Printed: Wednesday, September 26, 2018 10:36:06 Pacific Daylight Time

Name: 180925M1_13, Date: 25-Sep-2018, Time: 15:03:38, ID: ICV180925M1-1 PFC ICV 18I1711, Description: PFC ICV 18I1711

PFOSA

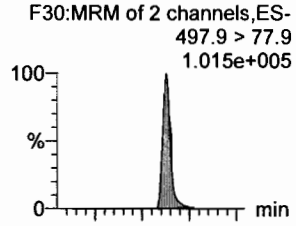

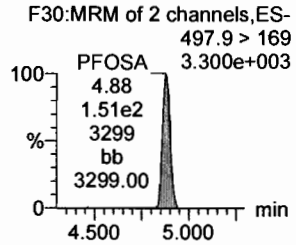

L-PFOS

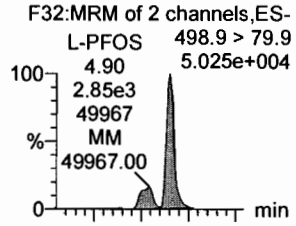

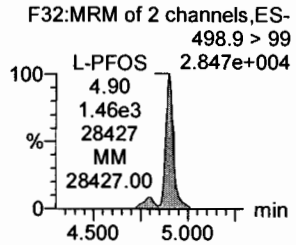

PFDA

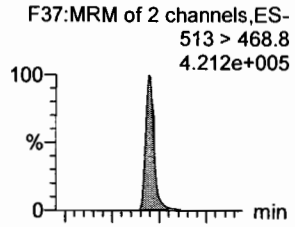

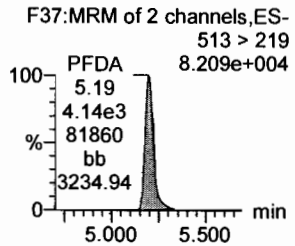

8:2 FTS

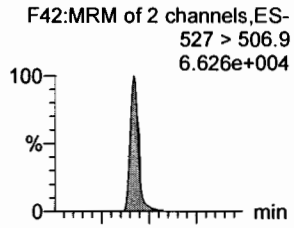

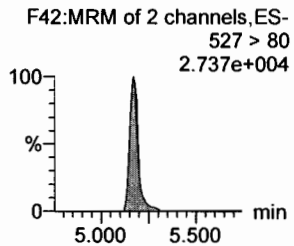

PFNS

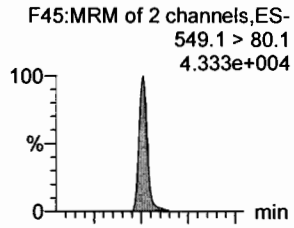

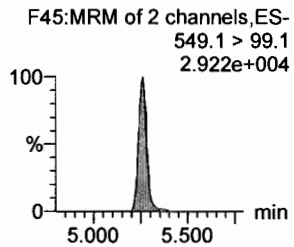

L-MeFOSAA

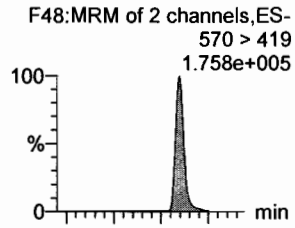

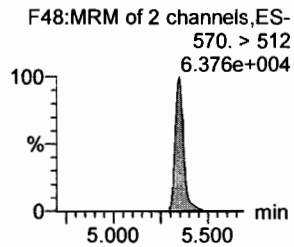

13C8-PFOSA

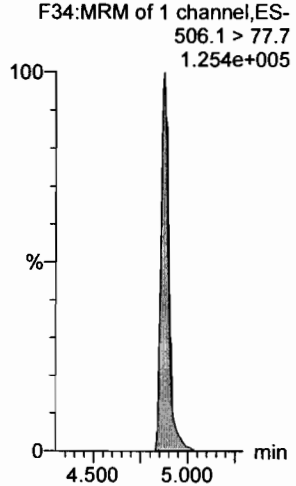

13C8-PFOS

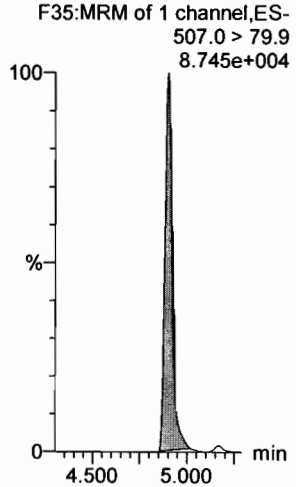

13C2-PFDA

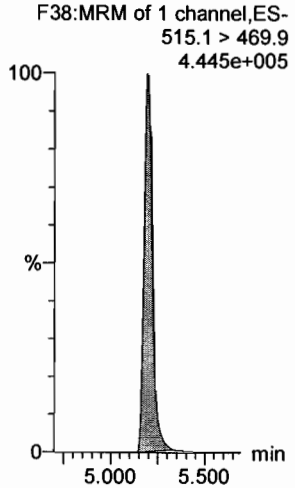

13C2-8:2 FTS

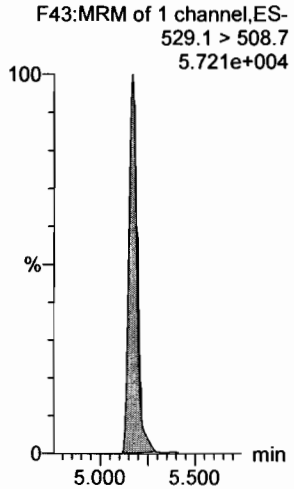

13C8-PFOS

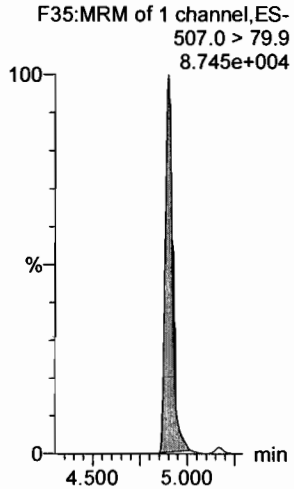

d3-N-MeFOSAA

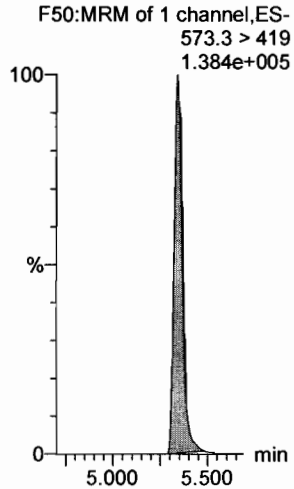

Dataset: Z:\Projects\PFAS.PRO\Results\180925M1\180925M1-icv.qld

Last Altered: Wednesday, September 26, 2018 10:35:50 Pacific Daylight Time
Printed: Wednesday, September 26, 2018 10:36:06 Pacific Daylight Time

Name: 180925M1_13, Date: 25-Sep-2018, Time: 15:03:38, ID: ICV180925M1-1 PFC ICV 18I1711, Description: PFC ICV 18I1711

L-EtFOSAA

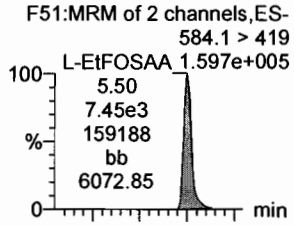

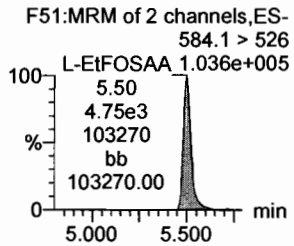

PFDoA

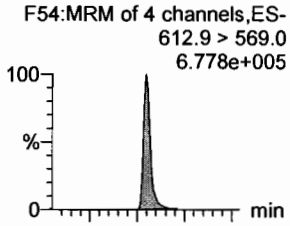

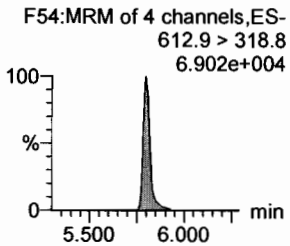

PFDS

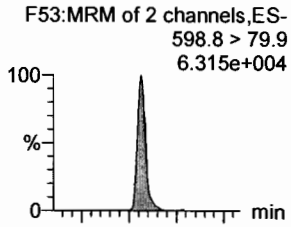

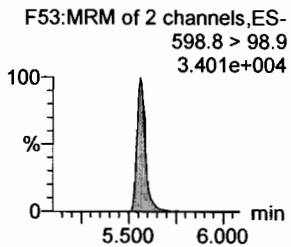

PFUdA

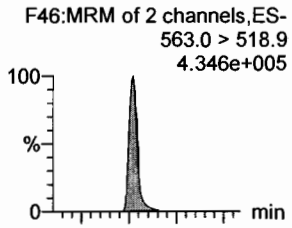

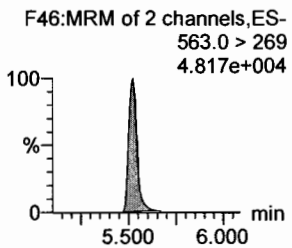

N-MeFOSA

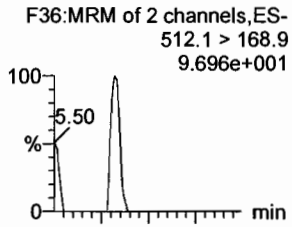

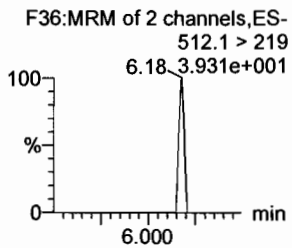

PFTrDA

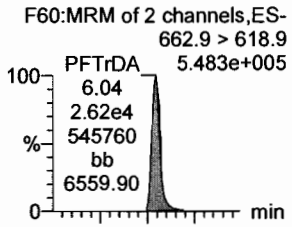

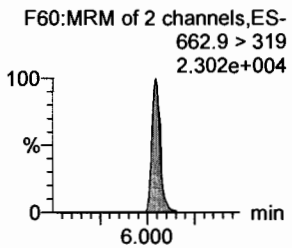

d5-N-EtFOSAA

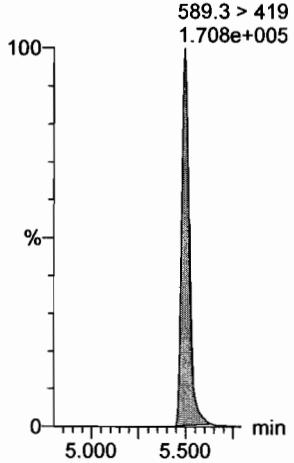

13C2-PFDoA

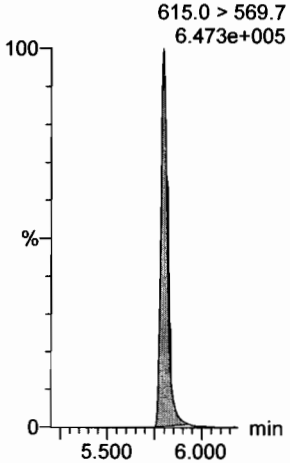

13C8-PFOS

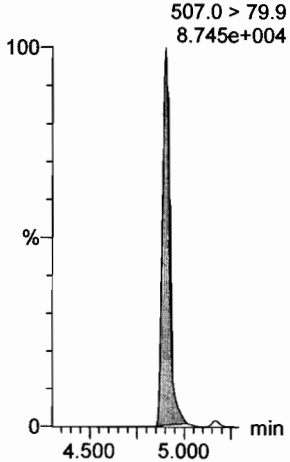

13C2-PFUdA

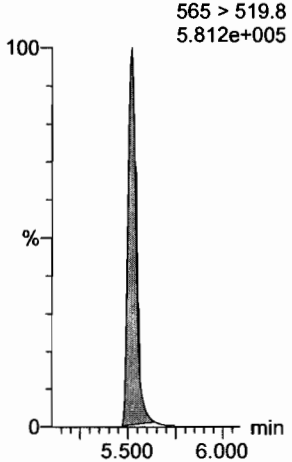

d3-N-MeFOSA

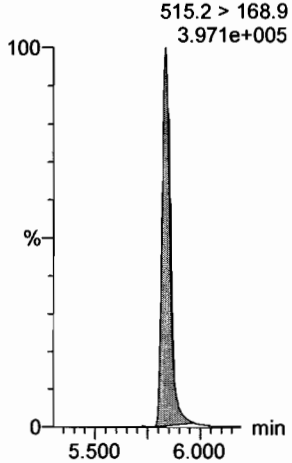

13C2-PFDoA

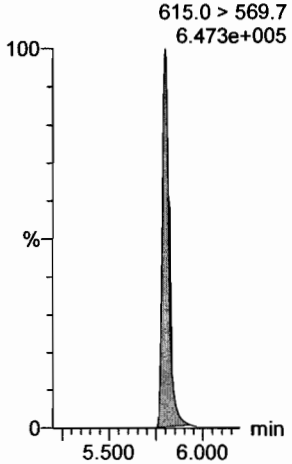

Dataset: Z:\Projects\PFAS.PRO\Results\180925M1\180925M1-icv.qld

Last Altered: Wednesday, September 26, 2018 10:35:50 Pacific Daylight Time
Printed: Wednesday, September 26, 2018 10:36:06 Pacific Daylight Time

Name: 180925M1_13, Date: 25-Sep-2018, Time: 15:03:38, ID: ICV180925M1-1 PFC ICV 18I1711, Description: PFC ICV 18I1711

PFTeDA

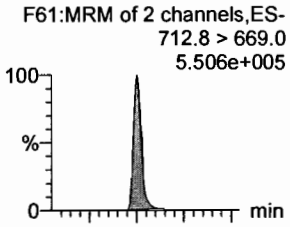

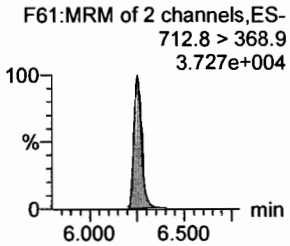

N-EtFOSA

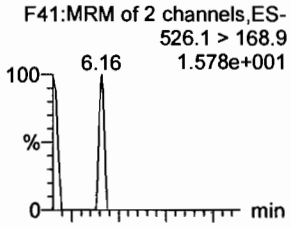

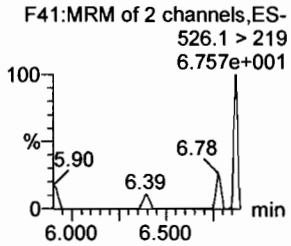

PFHxDA

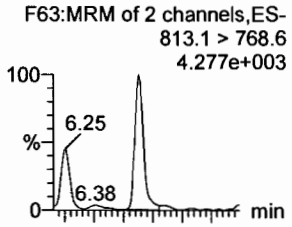

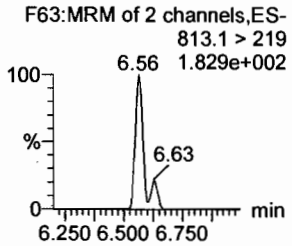

PFODA



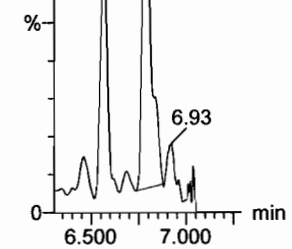

N-MeFOSE

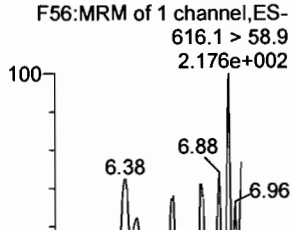

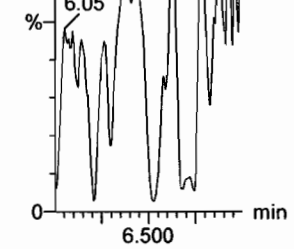

N-EtFOSE

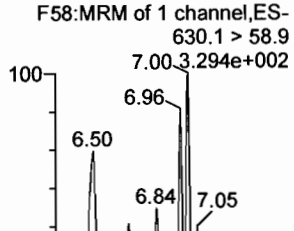

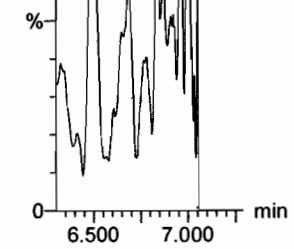

13C2-PFTeDA

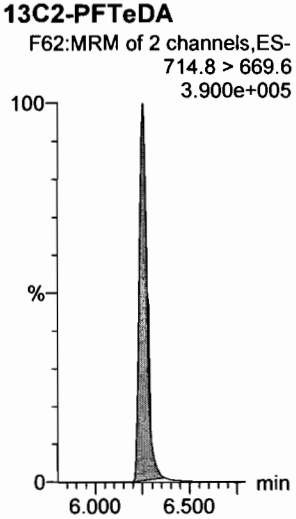

d5-N-ETFOSA

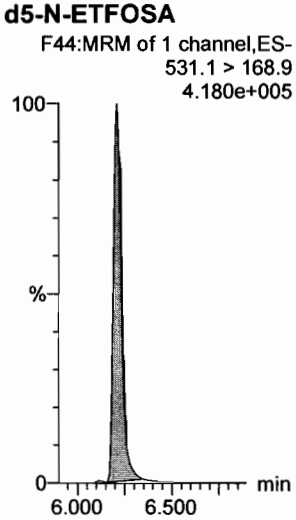

13C2-PFHxDA

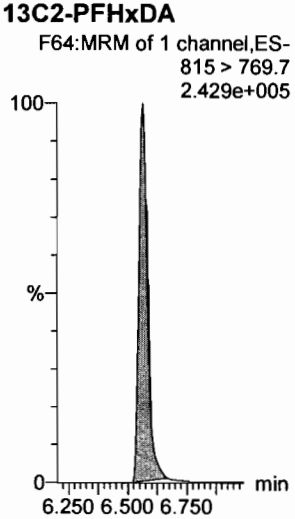

13C2-PFHxDA

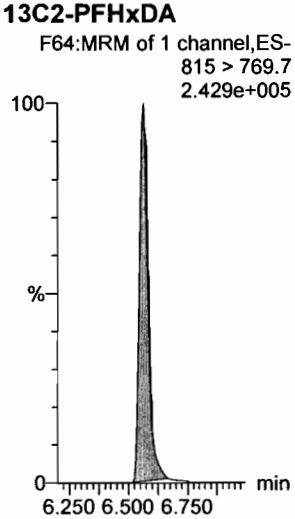

d7-N-MeFOSE

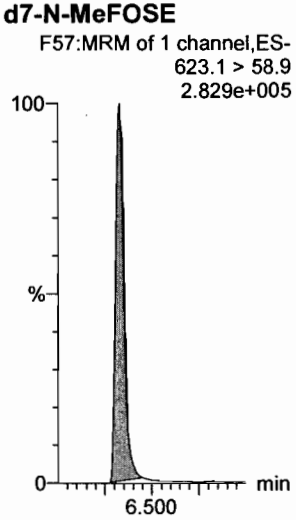

d9-N-EtFOSE

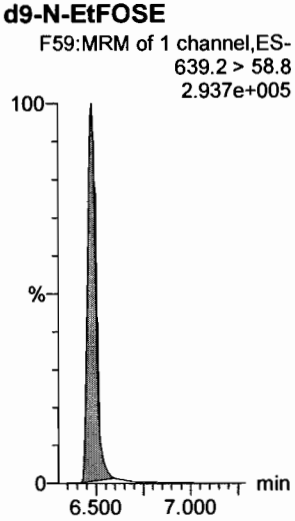

Dataset: Z:\Projects\PFAS.PRO\Results\180925M1\180925M1-icv.qld

Last Altered: Wednesday, September 26, 2018 10:35:50 Pacific Daylight Time
Printed: Wednesday, September 26, 2018 10:36:06 Pacific Daylight Time

Name: 180925M1_13, Date: 25-Sep-2018, Time: 15:03:38, ID: ICV180925M1-1 PFC ICV 18I1711, Description: PFC ICV 18I1711

13C4-PFBA

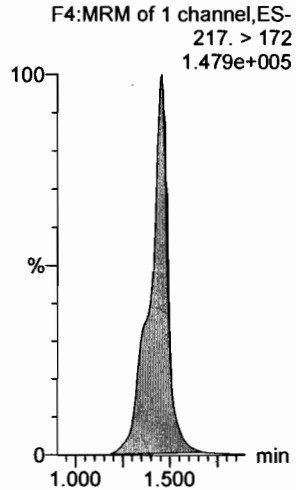

13C5-PFHxA

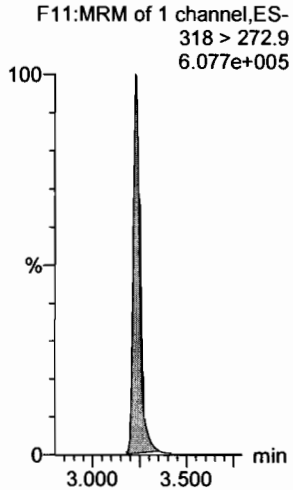

13C3-PFHxS

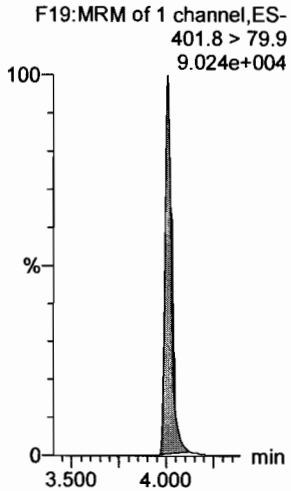

13C8-PFOA

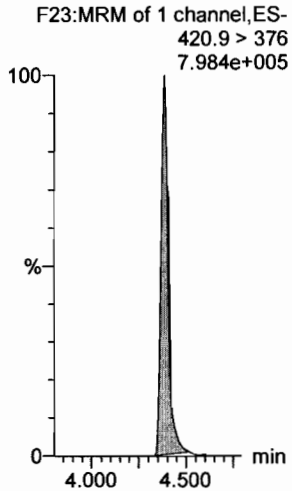

13C9-PFNA

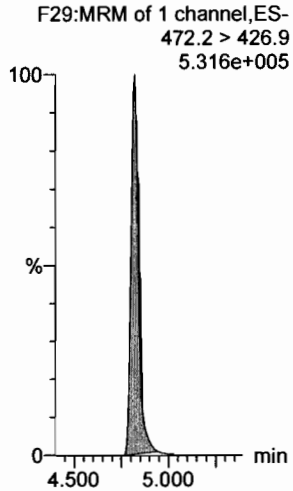

13C4-PFOS

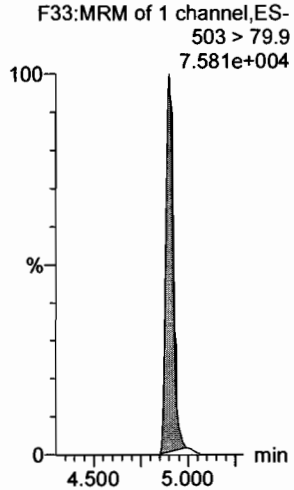

13C6-PFDA

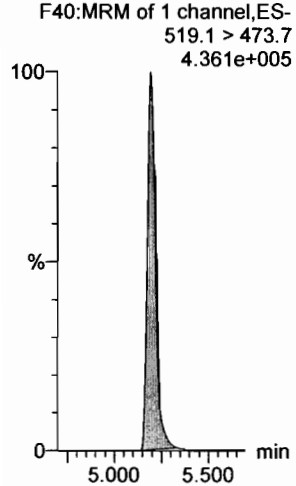

13C7-PFUdA

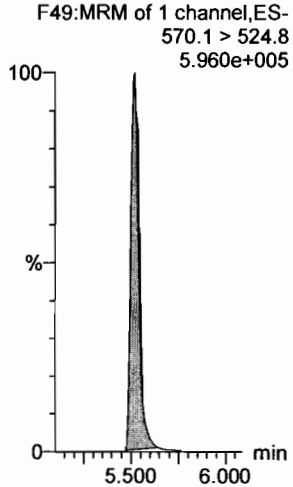

Vista Analytical Laboratory

Dataset: Untitled

Last Altered: Wednesday, September 26, 2018 10:33:25 Pacific Daylight Time
Printed: Wednesday, September 26, 2018 10:33:36 Pacific Daylight Time

Method: Z:\Projects\PFAS.PRO\MethDB\PFAS_FULL_80C_092518.mdb 26 Sep 2018 09:51:35
Calibration: Z:\Projects\PFAS.PRO\CurveDB\C18_VAL-PFAS_Q4_09-25-18.cdb 26 Sep 2018 10:07:46

Name: 180925M1_12, Date: 25-Sep-2018, Time: 14:53:05, ID: IPA, Description: IPA

PFBA

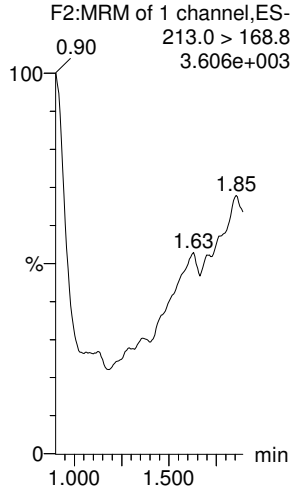

PFPeA

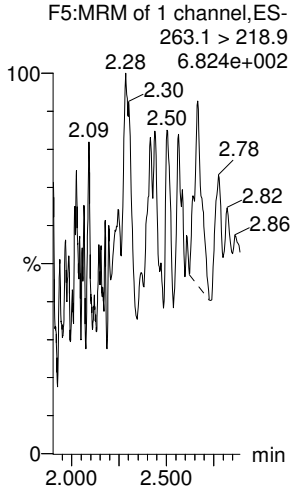

PFBS

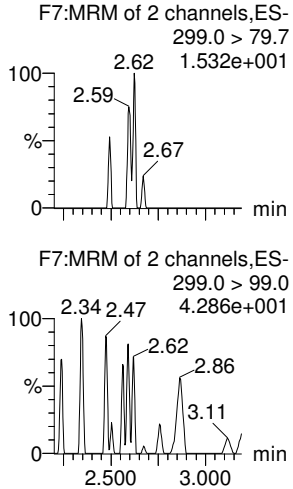

4:2 FTS

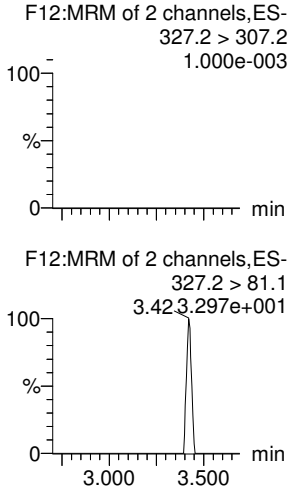

PFHxA

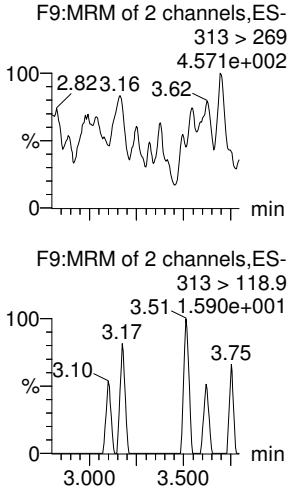

PFPeS

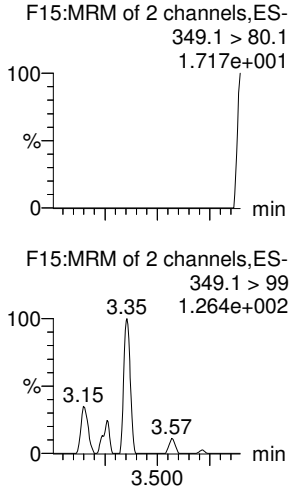

13C3-PFBA

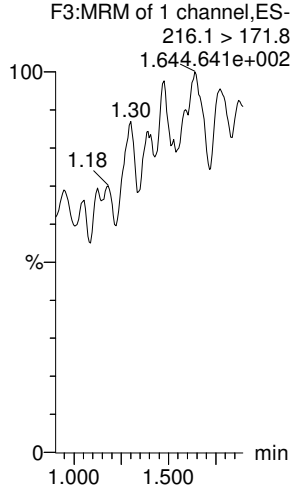

13C3-PFPeA

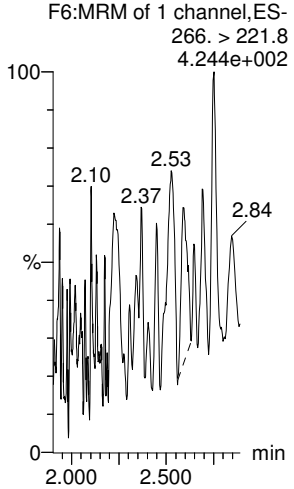

13C3-PFBS

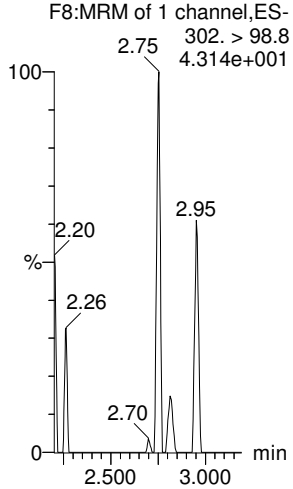

13C2-4:2 FTS

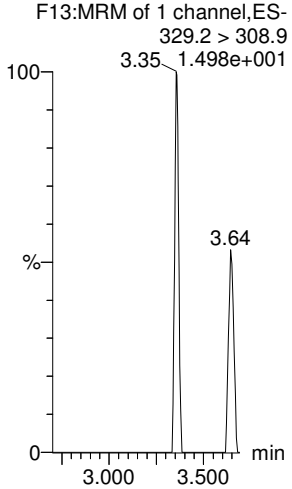

13C2-PFHxA

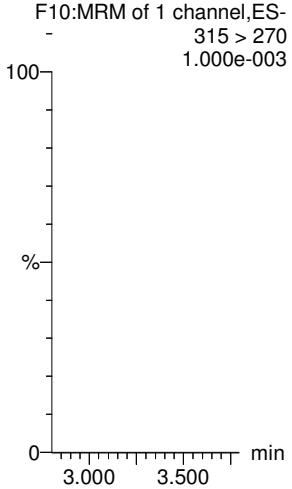

13C3-PFBS

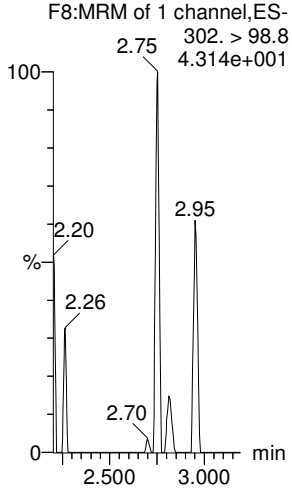

Dataset: Untitled

Last Altered: Wednesday, September 26, 2018 10:33:25 Pacific Daylight Time
Printed: Wednesday, September 26, 2018 10:33:36 Pacific Daylight Time

Name: 180925M1_12, Date: 25-Sep-2018, Time: 14:53:05, ID: IPA, Description: IPA

6:2 FTS

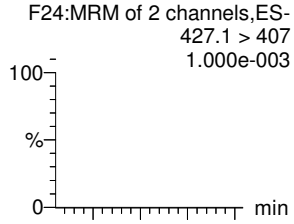

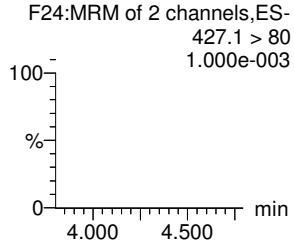

PFHpA

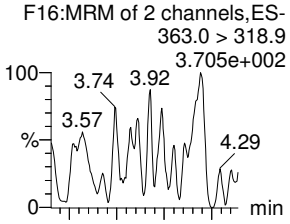

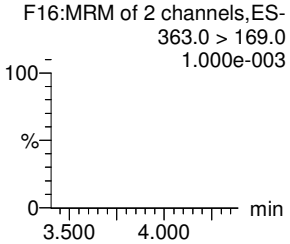

L-PFHxS

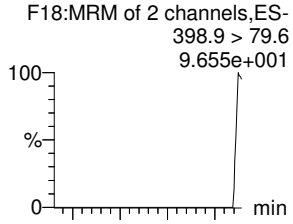

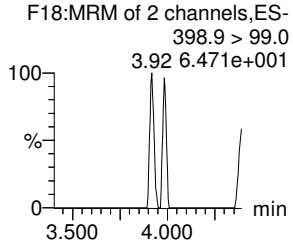

L-PFOA

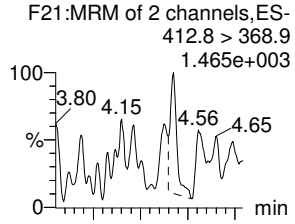

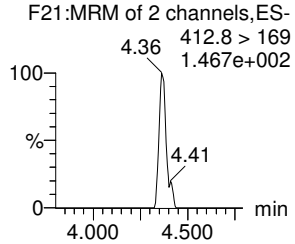

PFHpS

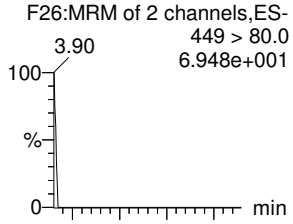

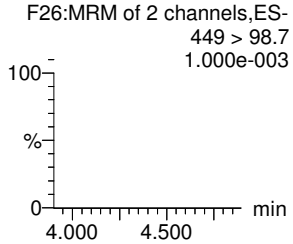

PFNA

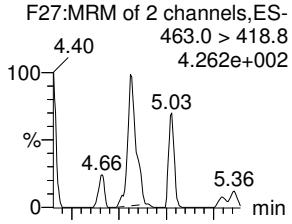

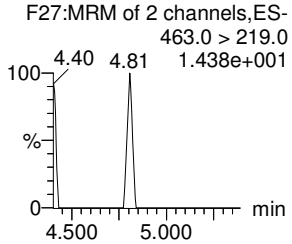

13C2-6:2 FTS

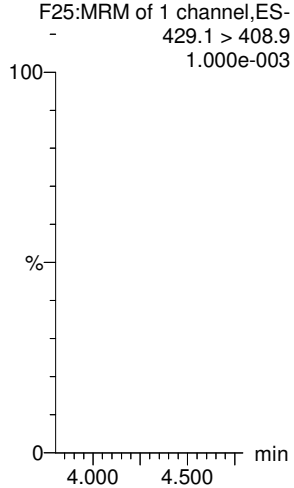

13C4-PFHpA

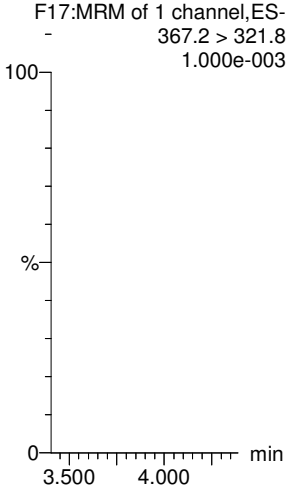

18O2-PFHxS

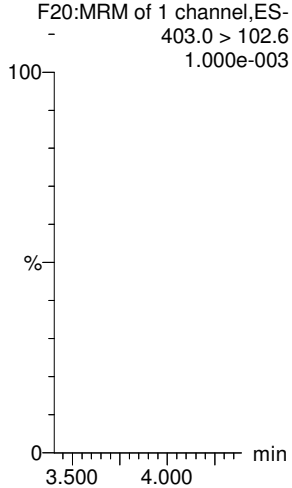

13C2-PFOA

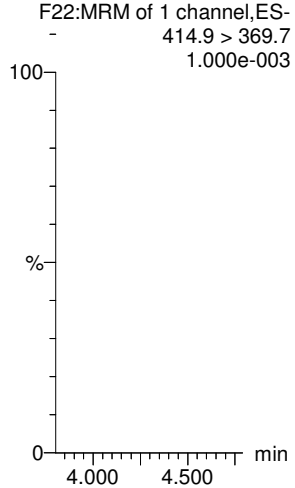

13C8-PFOS

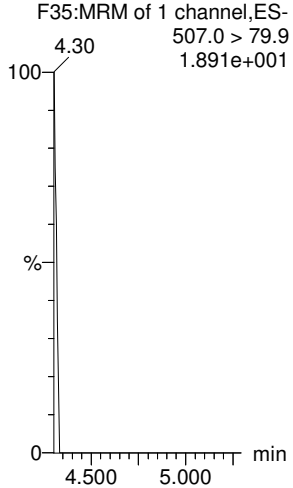

13C5-PFNA

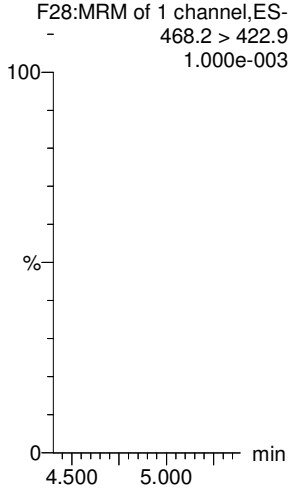

Vista Analytical Laboratory

Dataset: Untitled

Last Altered: Wednesday, September 26, 2018 10:33:25 Pacific Daylight Time
Printed: Wednesday, September 26, 2018 10:33:36 Pacific Daylight Time

Name: 180925M1_12, Date: 25-Sep-2018, Time: 14:53:05, ID: IPA, Description: IPA

PFOSA

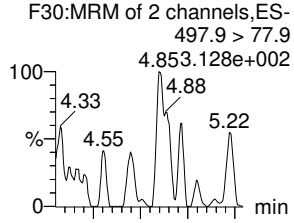

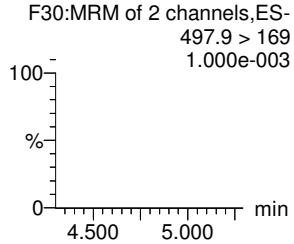

L-PFOS

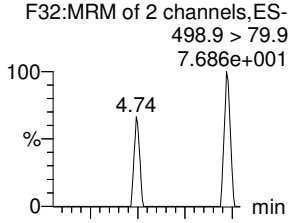

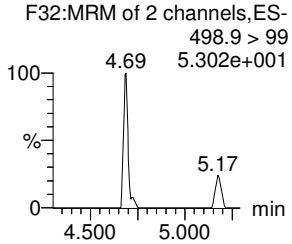

PFDA

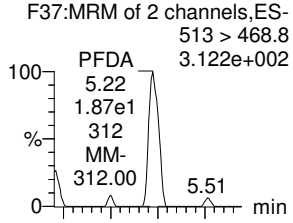

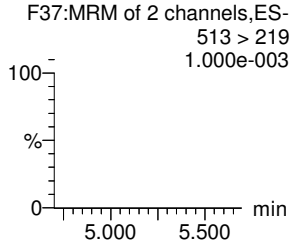

8:2 FTS

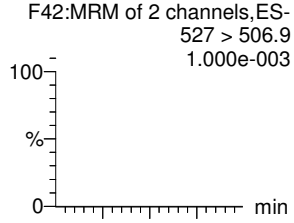

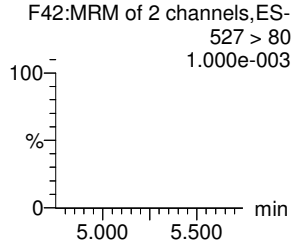

PFNS

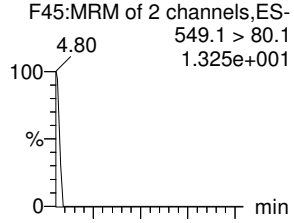

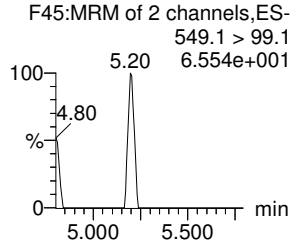

L-MeFOSAA

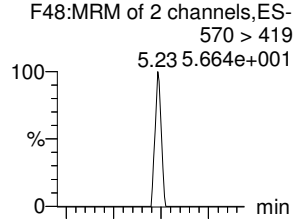

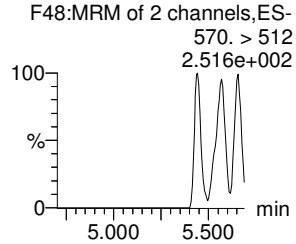

13C8-PFOSA

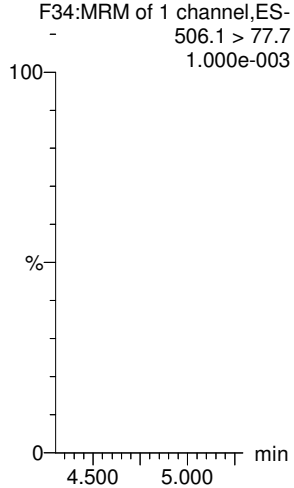

13C8-PFOS

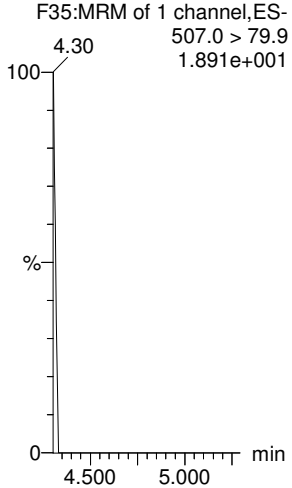

13C2-PFDA

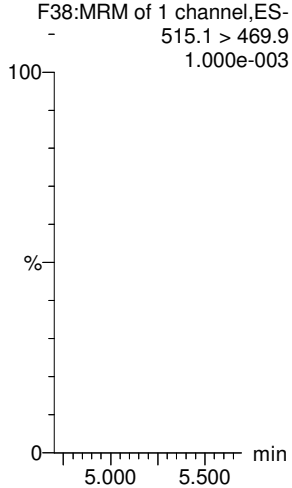

13C2-8:2 FTS

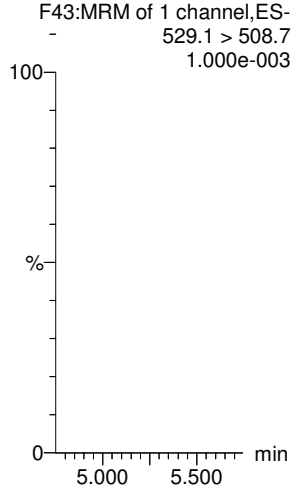

13C8-PFOS

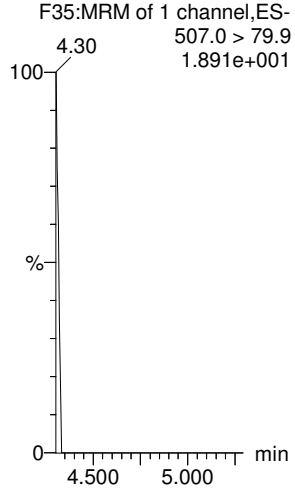

d3-N-MeFOSAA

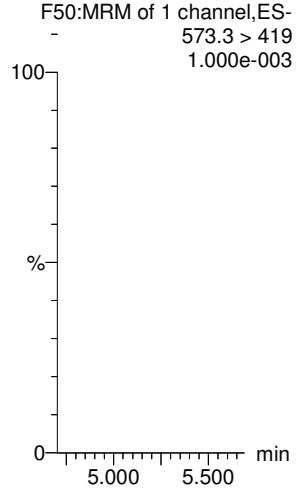

Dataset: Untitled

Last Altered: Wednesday, September 26, 2018 10:33:25 Pacific Daylight Time
Printed: Wednesday, September 26, 2018 10:33:36 Pacific Daylight Time

Name: 180925M1_12, Date: 25-Sep-2018, Time: 14:53:05, ID: IPA, Description: IPA

L-EtFOSAA

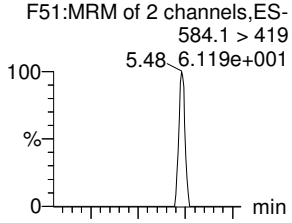

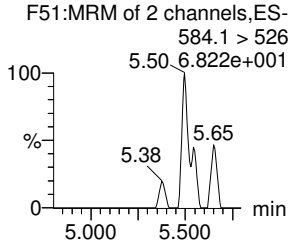

PFDoA

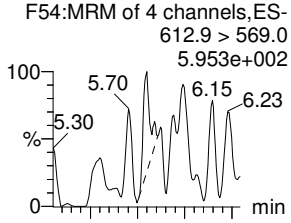

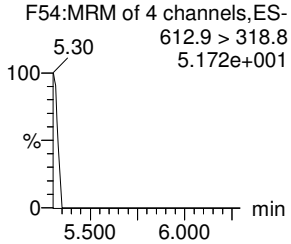

PFDS

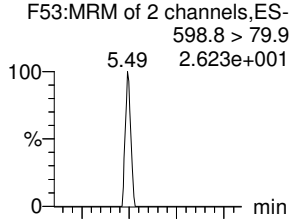

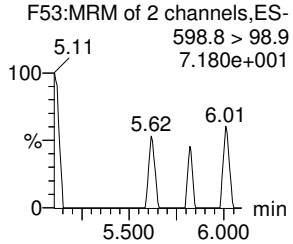

PFUdA

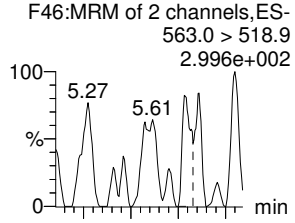

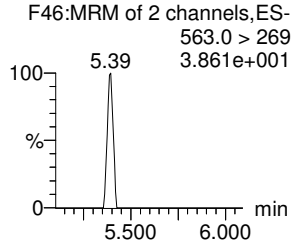

N-MeFOSA

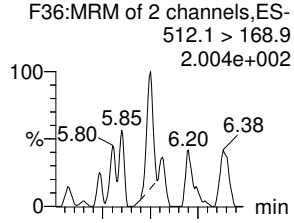

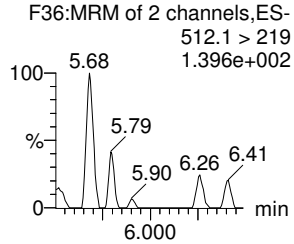

PFTrDA

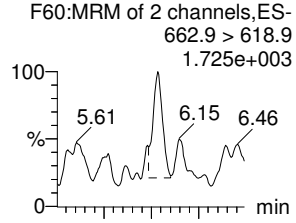

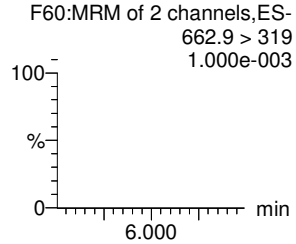

d5-N-EtFOSAA

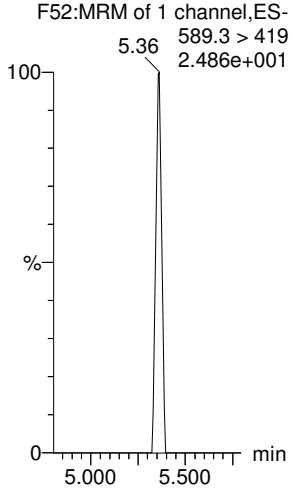

13C2-PFDoA

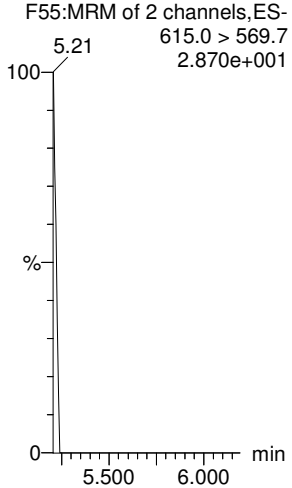

13C8-PFOS

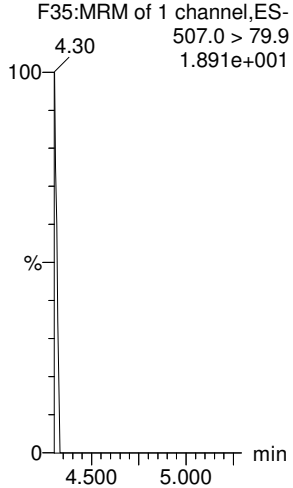

13C2-PFUdA

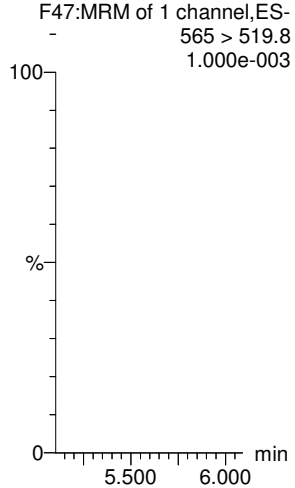

d3-N-MeFOSA

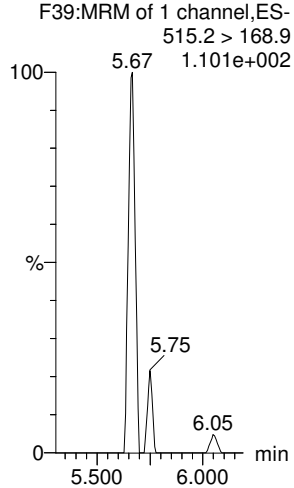

13C2-PFDoA

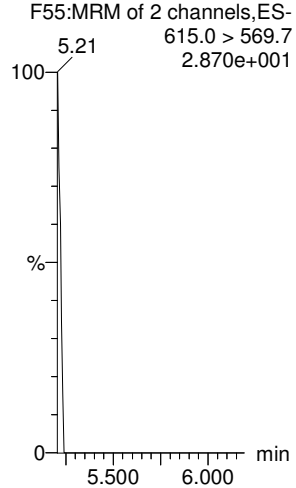

Dataset: Untitled

Last Altered: Wednesday, September 26, 2018 10:33:25 Pacific Daylight Time
Printed: Wednesday, September 26, 2018 10:33:36 Pacific Daylight Time

Name: 180925M1_12, Date: 25-Sep-2018, Time: 14:53:05, ID: IPA, Description: IPA

PFTeDA

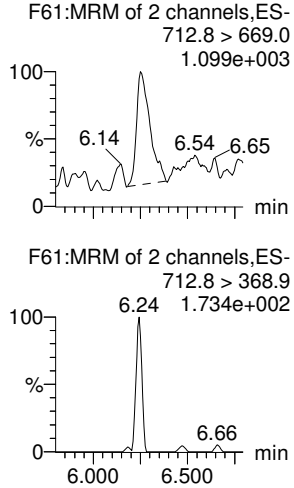

N-EtFOSA

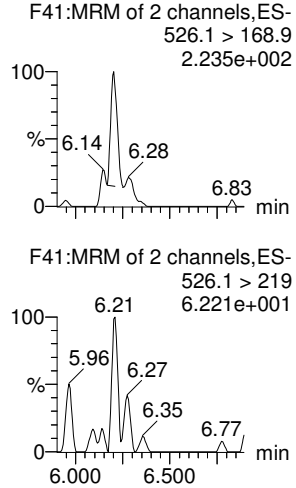

PFHxDA

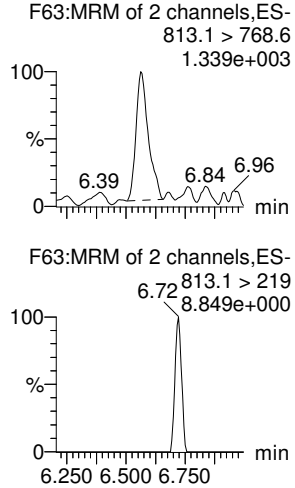

PFODA

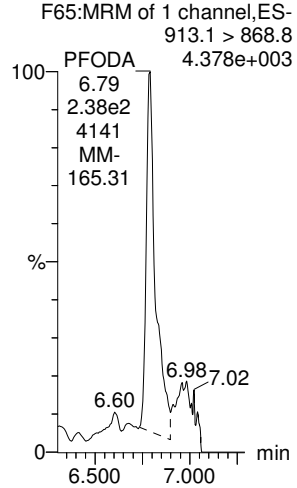

N-MeFOSE

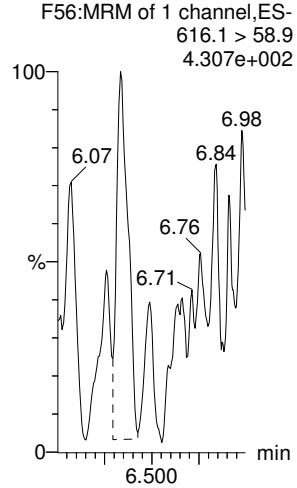

N-EtFOSE

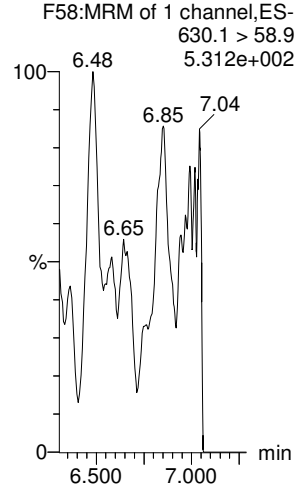

13C2-PFTeDA

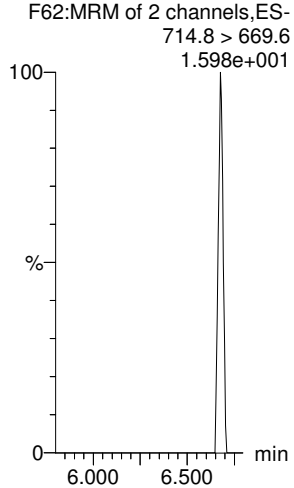

d5-N-ETFOSA

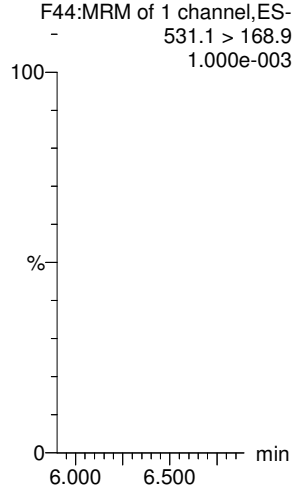

13C2-PFHxDA

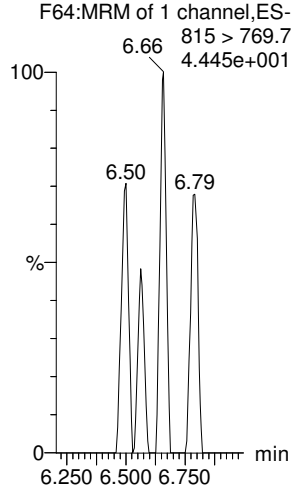

13C2-PFHxDA

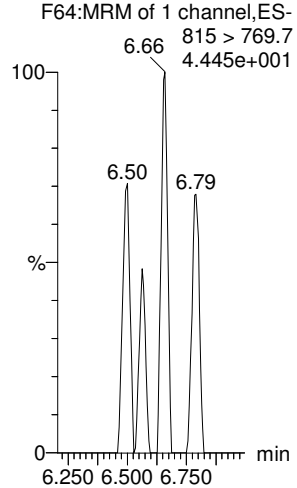

d7-N-MeFOSE

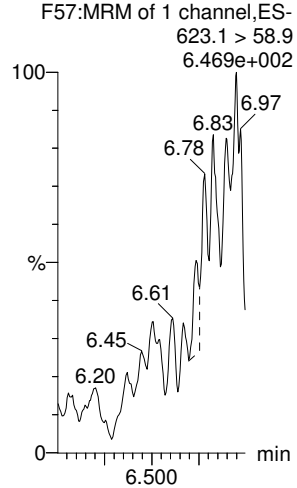

d9-N-EtFOSE

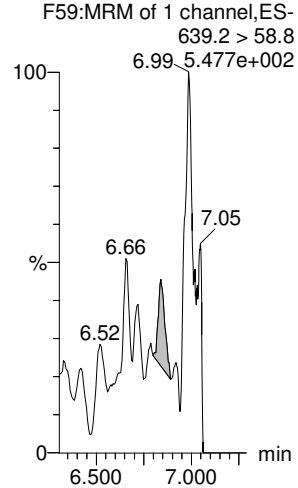

Vista Analytical Laboratory

Dataset: Untitled

Last Altered: Wednesday, September 26, 2018 10:33:25 Pacific Daylight Time
Printed: Wednesday, September 26, 2018 10:33:36 Pacific Daylight Time

Name: 180925M1_12, Date: 25-Sep-2018, Time: 14:53:05, ID: IPA, Description: IPA

13C4-PFBA

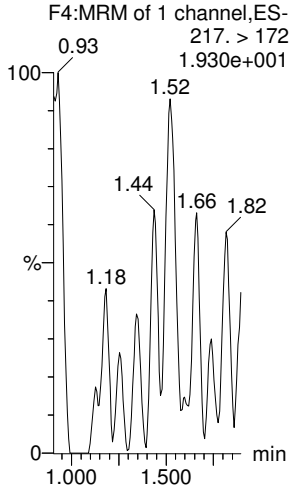

13C5-PFHxA

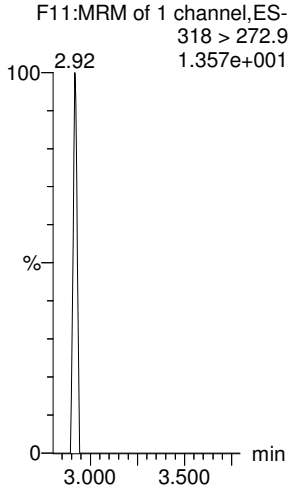

13C3-PFHxS

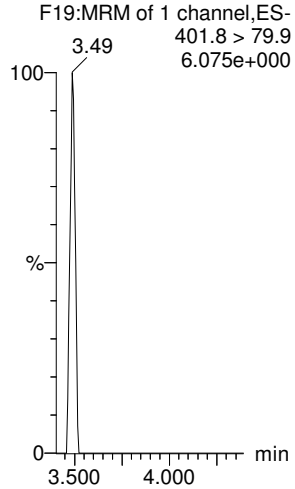

13C8-PFOA

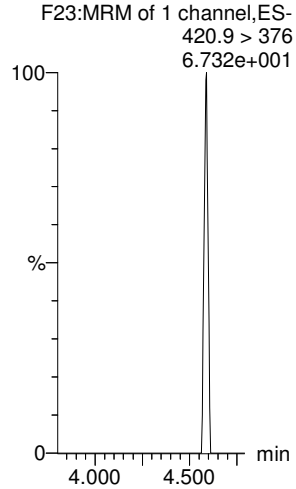

13C9-PFNA

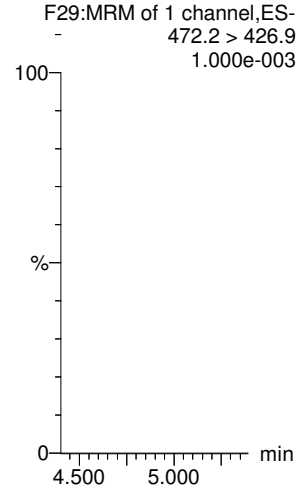

13C4-PFOS

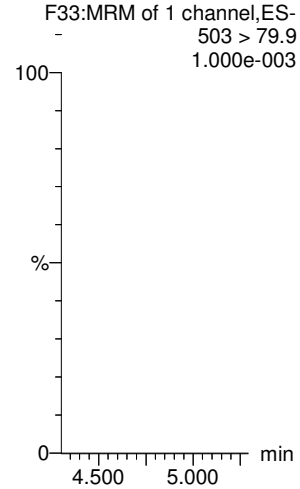

13C6-PFDA

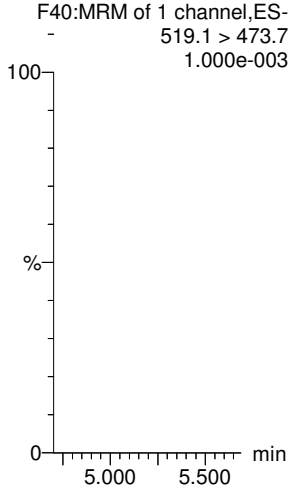

13C7-PFUdA

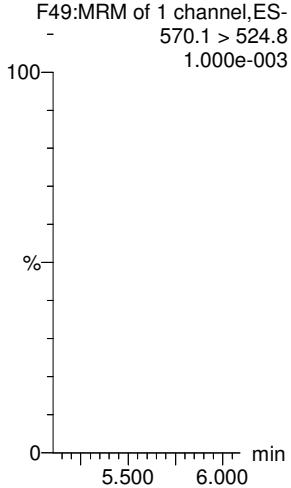

October 01, 2018

Vista Work Order No. 1802900

Ms. Maya Murshak
Merit Laboratories, Inc.
2680 East Lansing Drive
East Lansing, MI 48823

Dear Ms. Murshak,

Enclosed are the results for the sample set received at Vista Analytical Laboratory on September 06, 2018 under your Project Name 'Wurtsmith'.

Vista Analytical Laboratory is committed to serving you effectively. If you require additional information, please contact me at 916-673-1520 or by email at mmaier@vista-analytical.com.

Thank you for choosing Vista as part of your analytical support team.

Sincerely,

Martha Maier
Laboratory Director

Vista Analytical Laboratory certifies that the report herein meets all the requirements set forth by NELAP for those applicable test methods. Results relate only to the samples as received by the laboratory. This report should not be reproduced except in full without the written approval of Vista.

Vista Analytical Laboratory 1104 Windfield Way El Dorado Hills, CA 95762 ph: 916-673-1520 fx: 916-673-0106 www.vista-analytical.com

Vista Work Order No. 1802900
Case Narrative

Sample Condition on Receipt:

Ten aqueous samples were received in good condition and within the method temperature requirements. The samples were received and stored securely in accordance with Vista standard operating procedures and EPA methodology.

Analytical Notes:

PFAS Isotope Dilution Method

Samples "PW1809041630GC" and "PW1809051200GC" contained particulate and were centrifuged prior to extraction.

The samples were extracted and analyzed for a selected list of PFAS using the PFAS Isotope Dilution Method (Modified EPA Method 537). The results for PFHxS, PFOA, PFOS, MeFOSAA and EtFOSAA include both linear and branched isomers. Results for all other analytes include the linear isomers only.

Holding Times

The samples were extracted and analyzed within the method hold times.

Quality Control

The Initial Calibration and Continuing Calibration Verifications met the method acceptance criteria.

A Method Blank and Ongoing Precision and Recovery (OPR) sample were extracted and analyzed with the preparation batch. No analytes were detected in the Method Blank above 1/2 the LOQ. The OPR recoveries were within the method acceptance criteria.

The labeled standard recoveries outside the acceptance criteria are listed in the table below.

QC Anomalies

LabNumber	SampleName	Analysis	Analyte	Flag	%Rec
1802900-05	PW1809041630GC	PFAS Isotope Dilution Method	13C2-PFDA	H	55.1
1802900-06	SW1809051015GC	PFAS Isotope Dilution Method	13C2-6:2 FTS	H	158
1802900-09	PW1809051200GC	PFAS Isotope Dilution Method	13C3-PFBS	H	55.9
1802900-09	PW1809051200GC	PFAS Isotope Dilution Method	18O2-PFHxS	H	58.6
1802900-09	PW1809051200GC	PFAS Isotope Dilution Method	13C2-PFDA	H	55.1

H = Recovery was outside laboratory acceptance criteria.

TABLE OF CONTENTS

Case Narrative..... 1

Table of Contents..... 3

Sample Inventory..... 4

Analytical Results..... 5

Qualifiers..... 30

Certifications..... 31

Sample Receipt..... 34

Extraction Information..... 36

Sample Data - PFAS Isotope Dilution Method..... 41

Continuing Calibration..... 178

Initial Calibration..... 262

Sample Inventory Report

Vista Sample ID	Client Sample ID	Sampled	Received	Components/Containers
1802900-01	PW1809041355GC	04-Sep-18 13:55	06-Sep-18 10:02	HDPE Bottle, 250 mL
				HDPE Bottle, 250 mL
1802900-02	PW1809041415GC	04-Sep-18 14:15	06-Sep-18 10:02	HDPE Bottle, 250 mL
				HDPE Bottle, 250 mL
1802900-03	PW1809041445GC	04-Sep-18 14:45	06-Sep-18 10:02	HDPE Bottle, 250 mL
				HDPE Bottle, 250 mL
1802900-04	PW1809041545GC	04-Sep-18 15:45	06-Sep-18 10:02	HDPE Bottle, 250 mL
				HDPE Bottle, 250 mL
1802900-05	PW1809041630GC	04-Sep-18 16:30	06-Sep-18 10:02	HDPE Bottle, 250 mL
				HDPE Bottle, 250 mL
1802900-06	SW1809051015GC	05-Sep-18 10:15	06-Sep-18 10:02	HDPE Bottle, 250 mL
				HDPE Bottle, 250 mL
1802900-07	PW1809051035GC	05-Sep-18 10:35	06-Sep-18 10:02	HDPE Bottle, 250 mL
				HDPE Bottle, 250 mL
1802900-08	PW1809051110GC	05-Sep-18 11:10	06-Sep-18 10:02	HDPE Bottle, 250 mL
				HDPE Bottle, 250 mL
1802900-09	PW1809051200GC	05-Sep-18 12:00	06-Sep-18 10:02	HDPE Bottle, 250 mL
				HDPE Bottle, 250 mL
1802900-10	FB1809051210GC	05-Sep-18 12:10	06-Sep-18 10:02	HDPE Bottle, 250 mL
				HDPE Bottle, 250 mL

ANALYTICAL RESULTS

Sample ID: Method Blank

PFAS Isotope Dilution Method

Client Data

Name: Merit Laboratories, Inc. Matrix: Aqueous

Project: Wurtsmith

Laboratory Data

Lab Sample: B8I0043-BLK1 Column: BEH C18

Analyte	Conc. (ng/L)	DL	LOD	LOQ	Qualifiers	Batch	Extracted	Samp Size	Analyzed	Dilution
L-PFBA	ND	1.37	2.00	4.00		B8I0043	13-Sep-18	0.250 L	25-Sep-18 20:48	1
L-PFPeA	ND	1.37	2.00	4.00		B8I0043	13-Sep-18	0.250 L	25-Sep-18 20:48	1
L-PFBS	ND	1.37	2.00	4.00		B8I0043	13-Sep-18	0.250 L	25-Sep-18 20:48	1
L-4:2 FTS	ND	1.37	2.00	4.00		B8I0043	13-Sep-18	0.250 L	25-Sep-18 20:48	1
L-PFHxA	ND	1.37	2.00	4.00		B8I0043	13-Sep-18	0.250 L	25-Sep-18 20:48	1
L-PFPeS	ND	1.37	2.00	4.00		B8I0043	13-Sep-18	0.250 L	25-Sep-18 20:48	1
L-PFHpA	ND	1.37	2.00	4.00		B8I0043	13-Sep-18	0.250 L	25-Sep-18 20:48	1
L-PFHxS	ND	1.37	2.00	4.00		B8I0043	13-Sep-18	0.250 L	25-Sep-18 20:48	1
Br-PFHxS	ND	1.37	2.00	4.00		B8I0043	13-Sep-18	0.250 L	25-Sep-18 20:48	1
Total PFHxS	ND	1.37	2.00	4.00		B8I0043	13-Sep-18	0.250 L	25-Sep-18 20:48	1
L-6:2 FTS	ND	1.37	2.00	4.00		B8I0043	13-Sep-18	0.250 L	25-Sep-18 20:48	1
L-PFOA	ND	1.37	2.00	4.00		B8I0043	13-Sep-18	0.250 L	25-Sep-18 20:48	1
Br-PFOA	ND	1.37	2.00	4.00		B8I0043	13-Sep-18	0.250 L	25-Sep-18 20:48	1
Total PFOA	ND	1.37	2.00	4.00		B8I0043	13-Sep-18	0.250 L	25-Sep-18 20:48	1
L-PFHpS	ND	1.37	2.00	4.00		B8I0043	13-Sep-18	0.250 L	25-Sep-18 20:48	1
L-PFNA	ND	1.37	2.00	4.00		B8I0043	13-Sep-18	0.250 L	25-Sep-18 20:48	1
L-PFOSA	ND	1.37	2.00	4.00		B8I0043	13-Sep-18	0.250 L	25-Sep-18 20:48	1
L-PFOS	ND	1.37	2.00	4.00		B8I0043	13-Sep-18	0.250 L	25-Sep-18 20:48	1
Br-PFOS	ND	1.37	2.00	4.00		B8I0043	13-Sep-18	0.250 L	25-Sep-18 20:48	1
Total PFOS	ND	1.37	2.00	4.00		B8I0043	13-Sep-18	0.250 L	25-Sep-18 20:48	1
L-PFDA	ND	1.37	2.00	4.00		B8I0043	13-Sep-18	0.250 L	25-Sep-18 20:48	1
L-8:2FTS	ND	1.37	2.00	4.00		B8I0043	13-Sep-18	0.250 L	25-Sep-18 20:48	1
L-PFNS	ND	1.37	2.00	4.00		B8I0043	13-Sep-18	0.250 L	25-Sep-18 20:48	1
L-MeFOSAA	ND	1.37	2.00	4.00		B8I0043	13-Sep-18	0.250 L	25-Sep-18 20:48	1
Br-MeFOSAA	ND	1.37	2.00	4.00		B8I0043	13-Sep-18	0.250 L	25-Sep-18 20:48	1
Total MeFOSAA	ND	1.37	2.00	4.00		B8I0043	13-Sep-18	0.250 L	25-Sep-18 20:48	1
L-EtFOSAA	ND	1.37	2.00	4.00		B8I0043	13-Sep-18	0.250 L	25-Sep-18 20:48	1
Br-EtFOSAA	ND	1.37	2.00	4.00		B8I0043	13-Sep-18	0.250 L	25-Sep-18 20:48	1
Total EtFOSAA	ND	1.37	2.00	4.00		B8I0043	13-Sep-18	0.250 L	25-Sep-18 20:48	1
L-PFUnA	ND	1.37	2.00	4.00		B8I0043	13-Sep-18	0.250 L	25-Sep-18 20:48	1
L-PFDS	ND	1.37	2.00	4.00		B8I0043	13-Sep-18	0.250 L	25-Sep-18 20:48	1
L-PFDoA	ND	1.37	2.00	4.00		B8I0043	13-Sep-18	0.250 L	25-Sep-18 20:48	1
L-PFTrDA	ND	1.37	2.00	4.00		B8I0043	13-Sep-18	0.250 L	25-Sep-18 20:48	1
L-PFTeDA	ND	1.37	2.00	4.00		B8I0043	13-Sep-18	0.250 L	25-Sep-18 20:48	1

Labeled Standards	Type	% Recovery	Limits	Qualifiers	Batch	Extracted	Samp Size	Analyzed	Dilution
13C3-PFBA	IS	100	60 - 130		B8I0043	13-Sep-18	0.250 L	25-Sep-18 20:48	1
13C3-PFPeA	IS	89.2	60 - 150		B8I0043	13-Sep-18	0.250 L	25-Sep-18 20:48	1
13C3-PFBS	IS	99.6	60 - 150		B8I0043	13-Sep-18	0.250 L	25-Sep-18 20:48	1

Sample ID: Method Blank

PFAS Isotope Dilution Method

Client Data

Name: Merit Laboratories, Inc.
Matrix: Aqueous
Project: Wurtsmith

Laboratory Data

Lab Sample: B8I0043-BLK1
Column: BEH C18

Labeled Standards	Type	% Recovery	Limits	Qualifiers	Batch	Extracted	Samp Size	Analyzed	Dilution
13C2-4:2 FTS	IS	97.4	40 - 150		B8I0043	13-Sep-18	0.250 L	25-Sep-18 20:48	1
13C2-PFHxA	IS	96.8	70 - 130		B8I0043	13-Sep-18	0.250 L	25-Sep-18 20:48	1
13C4-PFHpA	IS	93.3	60 - 150		B8I0043	13-Sep-18	0.250 L	25-Sep-18 20:48	1
18O2-PFHxS	IS	98.5	60 - 130		B8I0043	13-Sep-18	0.250 L	25-Sep-18 20:48	1
13C2-6:2 FTS	IS	92.9	40 - 150		B8I0043	13-Sep-18	0.250 L	25-Sep-18 20:48	1
13C2-PFOA	IS	96.5	60 - 130		B8I0043	13-Sep-18	0.250 L	25-Sep-18 20:48	1
13C5-PFNA	IS	84.1	50 - 130		B8I0043	13-Sep-18	0.250 L	25-Sep-18 20:48	1
13C8-PFOSA	IS	44.1	20 - 150		B8I0043	13-Sep-18	0.250 L	25-Sep-18 20:48	1
13C8-PFOS	IS	91.7	60 - 130		B8I0043	13-Sep-18	0.250 L	25-Sep-18 20:48	1
13C2-PFDA	IS	74.9	60 - 130		B8I0043	13-Sep-18	0.250 L	25-Sep-18 20:48	1
13C2-8:2 FTS	IS	101	40 - 150		B8I0043	13-Sep-18	0.250 L	25-Sep-18 20:48	1
d3-MeFOSAA	IS	60.6	50 - 150		B8I0043	13-Sep-18	0.250 L	25-Sep-18 20:48	1
d5-EtFOSAA	IS	68.5	50 - 150		B8I0043	13-Sep-18	0.250 L	25-Sep-18 20:48	1
13C2-PFUnA	IS	69.2	60 - 130		B8I0043	13-Sep-18	0.250 L	25-Sep-18 20:48	1
13C2-PFDoA	IS	74.5	30 - 130		B8I0043	13-Sep-18	0.250 L	25-Sep-18 20:48	1
13C2-PFTeDA	IS	84.5	20 - 150		B8I0043	13-Sep-18	0.250 L	25-Sep-18 20:48	1

DL - Detection Limit
LOD - Limit of Detection
LOQ - Limit of quantitation
Results reported to the DL.

Sample ID: OPR

PFAS Isotope Dilution Method

Client Data

Name: Merit Laboratories, Inc.
Project: Wurtsmith
Matrix: Aqueous

Laboratory Data

Lab Sample: B8I0043-BS1
Column: BEH C18

Analyte	Amt Found (ng/L)	Spike Amt	% Rec	Limits	Qualifiers	Batch	Extracted	Samp Size	Analyzed	Dilution
L-PFBA	44.0	40.0	110	70 - 130		B8I0043	13-Sep-18	0.250 L	25-Sep-18 20:37	1
L-PFPeA	41.6	40.0	104	70 - 130		B8I0043	13-Sep-18	0.250 L	25-Sep-18 20:37	1
L-PFBS	42.9	40.0	107	70 - 130		B8I0043	13-Sep-18	0.250 L	25-Sep-18 20:37	1
L-4:2 FTS	51.3	40.0	128	60 - 130		B8I0043	13-Sep-18	0.250 L	25-Sep-18 20:37	1
L-PFHxA	44.2	40.0	111	70 - 130		B8I0043	13-Sep-18	0.250 L	25-Sep-18 20:37	1
L-PFPeS	42.7	40.0	107	70 - 130		B8I0043	13-Sep-18	0.250 L	25-Sep-18 20:37	1
L-PFHpA	44.2	40.0	110	70 - 130		B8I0043	13-Sep-18	0.250 L	25-Sep-18 20:37	1
Total PFHxS	46.9	40.0	117	70 - 130		B8I0043	13-Sep-18	0.250 L	25-Sep-18 20:37	1
L-6:2 FTS	46.3	40.0	116	60 - 130		B8I0043	13-Sep-18	0.250 L	25-Sep-18 20:37	1
Total PFOA	43.2	40.0	108	70 - 130		B8I0043	13-Sep-18	0.250 L	25-Sep-18 20:37	1
L-PFHpS	44.7	40.0	112	60 - 130		B8I0043	13-Sep-18	0.250 L	25-Sep-18 20:37	1
L-PFNA	43.2	40.0	108	70 - 130		B8I0043	13-Sep-18	0.250 L	25-Sep-18 20:37	1
L-PFOSA	45.9	40.0	115	70 - 130		B8I0043	13-Sep-18	0.250 L	25-Sep-18 20:37	1
Total PFOS	43.4	40.0	109	70 - 130		B8I0043	13-Sep-18	0.250 L	25-Sep-18 20:37	1
L-PFDA	43.0	40.0	108	70 - 130		B8I0043	13-Sep-18	0.250 L	25-Sep-18 20:37	1
L-8:2FTS	46.0	40.0	115	60 - 130		B8I0043	13-Sep-18	0.250 L	25-Sep-18 20:37	1
L-PFNS	40.6	40.0	101	70 - 130		B8I0043	13-Sep-18	0.250 L	25-Sep-18 20:37	1
Total MeFOSAA	41.9	40.0	105	70 - 130		B8I0043	13-Sep-18	0.250 L	25-Sep-18 20:37	1
Total EtFOSAA	44.1	40.0	110	70 - 130		B8I0043	13-Sep-18	0.250 L	25-Sep-18 20:37	1
L-PFUnA	40.1	40.0	100	70 - 130		B8I0043	13-Sep-18	0.250 L	25-Sep-18 20:37	1
L-PFDS	40.1	40.0	100	60 - 130		B8I0043	13-Sep-18	0.250 L	25-Sep-18 20:37	1
L-PFDoA	41.7	40.0	104	70 - 130		B8I0043	13-Sep-18	0.250 L	25-Sep-18 20:37	1
L-PFTrDA	43.4	40.0	108	60 - 130		B8I0043	13-Sep-18	0.250 L	25-Sep-18 20:37	1
L-PFTeDA	42.0	40.0	105	70 - 130		B8I0043	13-Sep-18	0.250 L	25-Sep-18 20:37	1

Labeled Standards	Type	% Rec	Limits	Qualifiers	Batch	Extracted	Samp Size	Analyzed	Dilution
13C3-PFBA	IS	94.1	60- 130		B8I0043	13-Sep-18	0.250 L	25-Sep-18 20:37	1
13C3-PFPeA	IS	88.2	60- 150		B8I0043	13-Sep-18	0.250 L	25-Sep-18 20:37	1
13C3-PFBS	IS	99.7	60- 150		B8I0043	13-Sep-18	0.250 L	25-Sep-18 20:37	1
13C2-4:2 FTS	IS	91.8	40- 150		B8I0043	13-Sep-18	0.250 L	25-Sep-18 20:37	1
13C2-PFHxA	IS	92.9	70- 130		B8I0043	13-Sep-18	0.250 L	25-Sep-18 20:37	1
13C4-PFHpA	IS	93.0	60- 150		B8I0043	13-Sep-18	0.250 L	25-Sep-18 20:37	1
18O2-PFHxS	IS	90.1	60- 130		B8I0043	13-Sep-18	0.250 L	25-Sep-18 20:37	1
13C2-6:2 FTS	IS	90.0	40- 150		B8I0043	13-Sep-18	0.250 L	25-Sep-18 20:37	1
13C2-PFOA	IS	88.9	60- 130		B8I0043	13-Sep-18	0.250 L	25-Sep-18 20:37	1
13C5-PFNA	IS	81.0	50- 130		B8I0043	13-Sep-18	0.250 L	25-Sep-18 20:37	1

Sample ID: OPR

PFAS Isotope Dilution Method

Client Data

Name: Merit Laboratories, Inc.
Project: Wurtsmith
Matrix: Aqueous

Laboratory Data

Lab Sample: B8I0043-BS1
Column: BEH C18

Labeled Standards	Type	% Rec	Limits	Qualifiers	Batch	Extracted	Samp Size	Analyzed	Dilution
13C8-PFOSA	IS	38.1	20- 150		B8I0043	13-Sep-18	0.250 L	25-Sep-18 20:37	1
13C8-PFOS	IS	93.5	60- 130		B8I0043	13-Sep-18	0.250 L	25-Sep-18 20:37	1
13C2-PFDA	IS	66.0	60- 130		B8I0043	13-Sep-18	0.250 L	25-Sep-18 20:37	1
13C2-8:2 FTS	IS	88.4	40- 150		B8I0043	13-Sep-18	0.250 L	25-Sep-18 20:37	1
d3-MeFOSAA	IS	65.7	50- 150		B8I0043	13-Sep-18	0.250 L	25-Sep-18 20:37	1
d5-EtFOSAA	IS	69.1	50- 150		B8I0043	13-Sep-18	0.250 L	25-Sep-18 20:37	1
13C2-PFUnA	IS	68.2	60- 130		B8I0043	13-Sep-18	0.250 L	25-Sep-18 20:37	1
13C2-PFDoA	IS	72.5	30- 130		B8I0043	13-Sep-18	0.250 L	25-Sep-18 20:37	1
13C2-PFTeDA	IS	81.4	20- 150		B8I0043	13-Sep-18	0.250 L	25-Sep-18 20:37	1

Sample ID: PW1809041355GC

PFAS Isotope Dilution Method

Client Data

Name: Merit Laboratories, Inc.
Project: Wurtsmith
Location: PW CM 02
Matrix: Aqueous
Date Collected: 04-Sep-18 13:55

Laboratory Data

Lab Sample: 1802900-01
Date Received: 06-Sep-18 10:02
Column: BEH C18

Analyte	Conc. (ng/L)	DL	LOD	LOQ	Qualifiers	Batch	Extracted	Samp Size	Analyzed	Dilution
L-PFBA	43.1	1.57	2.29	4.58		B8I0043	13-Sep-18	0.218 L	25-Sep-18 22:55	1
L-PFPeA	98.6	1.57	2.29	4.58		B8I0043	13-Sep-18	0.218 L	25-Sep-18 22:55	1
L-PFBS	2.26	1.57	2.29	4.58	J	B8I0043	13-Sep-18	0.218 L	25-Sep-18 22:55	1
L-4:2 FTS	ND	1.57	2.29	4.58		B8I0043	13-Sep-18	0.218 L	25-Sep-18 22:55	1
L-PFHxA	93.4	1.57	2.29	4.58		B8I0043	13-Sep-18	0.218 L	25-Sep-18 22:55	1
L-PFPeS	2.86	1.57	2.29	4.58	J	B8I0043	13-Sep-18	0.218 L	25-Sep-18 22:55	1
L-PFHpA	24.2	1.57	2.29	4.58		B8I0043	13-Sep-18	0.218 L	25-Sep-18 22:55	1
L-PFHxS	287	1.57	2.29	4.58		B8I0043	13-Sep-18	0.218 L	25-Sep-18 22:55	1
Br-PFHxS	40.9	1.57	2.29	4.58		B8I0043	13-Sep-18	0.218 L	25-Sep-18 22:55	1
Total PFHxS	328	1.57	2.29	4.58		B8I0043	13-Sep-18	0.218 L	25-Sep-18 22:55	1
L-6:2 FTS	231	1.57	2.29	4.58		B8I0043	13-Sep-18	0.218 L	25-Sep-18 22:55	1
L-PFOA	179	1.57	2.29	4.58		B8I0043	13-Sep-18	0.218 L	25-Sep-18 22:55	1
Br-PFOA	7.78	1.57	2.29	4.58		B8I0043	13-Sep-18	0.218 L	25-Sep-18 22:55	1
Total PFOA	186	1.57	2.29	4.58		B8I0043	13-Sep-18	0.218 L	25-Sep-18 22:55	1
L-PFHpS	155	1.57	2.29	4.58		B8I0043	13-Sep-18	0.218 L	25-Sep-18 22:55	1
L-PFNA	2.25	1.57	2.29	4.58	J	B8I0043	13-Sep-18	0.218 L	25-Sep-18 22:55	1
L-PFOSA	ND	1.57	2.29	4.58		B8I0043	13-Sep-18	0.218 L	25-Sep-18 22:55	1
L-PFOS	1230	7.84	11.5	22.9	D	B8I0043	13-Sep-18	0.218 L	28-Sep-18 19:22	5
Br-PFOS	5010	7.84	11.5	22.9	D	B8I0043	13-Sep-18	0.218 L	28-Sep-18 19:22	5
Total PFOS	6240	7.84	11.5	22.9		B8I0043	13-Sep-18	0.218 L	28-Sep-18 19:22	5
L-PFDA	ND	1.57	2.29	4.58		B8I0043	13-Sep-18	0.218 L	25-Sep-18 22:55	1
L-8:2FTS	ND	1.57	2.29	4.58		B8I0043	13-Sep-18	0.218 L	25-Sep-18 22:55	1
L-PFNS	ND	1.57	2.29	4.58		B8I0043	13-Sep-18	0.218 L	25-Sep-18 22:55	1
L-MeFOSAA	ND	1.57	2.29	4.58		B8I0043	13-Sep-18	0.218 L	25-Sep-18 22:55	1
Br-MeFOSAA	ND	1.57	2.29	4.58		B8I0043	13-Sep-18	0.218 L	25-Sep-18 22:55	1
Total MeFOSAA	ND	1.57	2.29	4.58		B8I0043	13-Sep-18	0.218 L	25-Sep-18 22:55	1
L-EtFOSAA	ND	1.57	2.29	4.58		B8I0043	13-Sep-18	0.218 L	25-Sep-18 22:55	1
Br-EtFOSAA	ND	1.57	2.29	4.58		B8I0043	13-Sep-18	0.218 L	25-Sep-18 22:55	1
Total EtFOSAA	ND	1.57	2.29	4.58		B8I0043	13-Sep-18	0.218 L	25-Sep-18 22:55	1
L-PFUnA	ND	1.57	2.29	4.58		B8I0043	13-Sep-18	0.218 L	25-Sep-18 22:55	1
L-PFDS	ND	1.57	2.29	4.58		B8I0043	13-Sep-18	0.218 L	25-Sep-18 22:55	1
L-PFDoA	ND	1.57	2.29	4.58		B8I0043	13-Sep-18	0.218 L	25-Sep-18 22:55	1
L-PFTrDA	ND	1.57	2.29	4.58		B8I0043	13-Sep-18	0.218 L	25-Sep-18 22:55	1
L-PFTeDA	ND	1.57	2.29	4.58		B8I0043	13-Sep-18	0.218 L	25-Sep-18 22:55	1

Labeled Standards	Type	% Recovery	Limits	Qualifiers	Batch	Extracted	Samp Size	Analyzed	Dilution
13C3-PFBA	IS	93.2	60 - 130		B8I0043	13-Sep-18	0.218 L	25-Sep-18 22:55	1
13C3-PFPeA	IS	86.3	60 - 150		B8I0043	13-Sep-18	0.218 L	25-Sep-18 22:55	1
13C3-PFBS	IS	103	60 - 150		B8I0043	13-Sep-18	0.218 L	25-Sep-18 22:55	1

Sample ID: PW1809041355GC

PFAS Isotope Dilution Method

Client Data

Name: Merit Laboratories, Inc.
Project: Wurtsmith
Location: PW CM 02
Matrix: Aqueous
Date Collected: 04-Sep-18 13:55

Laboratory Data

Lab Sample: 1802900-01
Date Received: 06-Sep-18 10:02
Column: BEH C18

Labeled Standards	Type	% Recovery	Limits	Qualifiers	Batch	Extracted	Samp Size	Analyzed	Dilution
13C2-4:2 FTS	IS	95.2	40 - 150		B8I0043	13-Sep-18	0.218 L	25-Sep-18 22:55	1
13C2-PFHxA	IS	87.3	70 - 130		B8I0043	13-Sep-18	0.218 L	25-Sep-18 22:55	1
13C4-PFHpA	IS	91.8	60 - 150		B8I0043	13-Sep-18	0.218 L	25-Sep-18 22:55	1
18O2-PFHxS	IS	101	60 - 130		B8I0043	13-Sep-18	0.218 L	25-Sep-18 22:55	1
13C2-6:2 FTS	IS	116	40 - 150		B8I0043	13-Sep-18	0.218 L	25-Sep-18 22:55	1
13C2-PFOA	IS	92.8	60 - 130		B8I0043	13-Sep-18	0.218 L	25-Sep-18 22:55	1
13C5-PFNA	IS	80.4	50 - 130		B8I0043	13-Sep-18	0.218 L	25-Sep-18 22:55	1
13C8-PFOSA	IS	51.8	20 - 150		B8I0043	13-Sep-18	0.218 L	25-Sep-18 22:55	1
13C8-PFOS	IS	94.2	60 - 130		B8I0043	13-Sep-18	0.218 L	25-Sep-18 22:55	1
13C2-PFDA	IS	75.3	60 - 130		B8I0043	13-Sep-18	0.218 L	25-Sep-18 22:55	1
13C2-8:2 FTS	IS	105	40 - 150		B8I0043	13-Sep-18	0.218 L	25-Sep-18 22:55	1
d3-MeFOSAA	IS	77.5	50 - 150		B8I0043	13-Sep-18	0.218 L	25-Sep-18 22:55	1
d5-EtFOSAA	IS	80.0	50 - 150		B8I0043	13-Sep-18	0.218 L	25-Sep-18 22:55	1
13C2-PFUnA	IS	82.1	60 - 130		B8I0043	13-Sep-18	0.218 L	25-Sep-18 22:55	1
13C2-PFDoA	IS	86.0	30 - 130		B8I0043	13-Sep-18	0.218 L	25-Sep-18 22:55	1
13C2-PFTeDA	IS	83.4	20 - 150		B8I0043	13-Sep-18	0.218 L	25-Sep-18 22:55	1

DL - Detection Limit
LOD - Limit of Detection
LOQ - Limit of quantitation
Results reported to the DL.

Sample ID: PW1809041415GC

PFAS Isotope Dilution Method

Client Data

Name: Merit Laboratories, Inc.
Project: Wurtsmith
Location: PW CM 03
Matrix: Aqueous
Date Collected: 04-Sep-18 14:15

Laboratory Data

Lab Sample: 1802900-02
Date Received: 06-Sep-18 10:02
Column: BEH C18

Analyte	Conc. (ng/L)	DL	LOD	LOQ	Qualifiers	Batch	Extracted	Samp Size	Analyzed	Dilution
L-PFBA	44.7	1.52	2.22	4.44		B8I0043	13-Sep-18	0.225 L	25-Sep-18 23:05	1
L-PFPeA	123	1.52	2.22	4.44		B8I0043	13-Sep-18	0.225 L	25-Sep-18 23:05	1
L-PFBS	2.20	1.52	2.22	4.44	J	B8I0043	13-Sep-18	0.225 L	25-Sep-18 23:05	1
L-4:2 FTS	ND	1.52	2.22	4.44		B8I0043	13-Sep-18	0.225 L	25-Sep-18 23:05	1
L-PFHxA	97.3	1.52	2.22	4.44		B8I0043	13-Sep-18	0.225 L	25-Sep-18 23:05	1
L-PFPeS	2.55	1.52	2.22	4.44	J	B8I0043	13-Sep-18	0.225 L	25-Sep-18 23:05	1
L-PFHpA	27.5	1.52	2.22	4.44		B8I0043	13-Sep-18	0.225 L	25-Sep-18 23:05	1
L-PFHxS	102	1.52	2.22	4.44		B8I0043	13-Sep-18	0.225 L	25-Sep-18 23:05	1
Br-PFHxS	19.7	1.52	2.22	4.44		B8I0043	13-Sep-18	0.225 L	25-Sep-18 23:05	1
Total PFHxS	122	1.52	2.22	4.44		B8I0043	13-Sep-18	0.225 L	25-Sep-18 23:05	1
L-6:2 FTS	61.3	1.52	2.22	4.44		B8I0043	13-Sep-18	0.225 L	25-Sep-18 23:05	1
L-PFOA	45.7	1.52	2.22	4.44		B8I0043	13-Sep-18	0.225 L	25-Sep-18 23:05	1
Br-PFOA	4.91	1.52	2.22	4.44		B8I0043	13-Sep-18	0.225 L	25-Sep-18 23:05	1
Total PFOA	50.6	1.52	2.22	4.44		B8I0043	13-Sep-18	0.225 L	25-Sep-18 23:05	1
L-PFHpS	8.84	1.52	2.22	4.44		B8I0043	13-Sep-18	0.225 L	25-Sep-18 23:05	1
L-PFNA	4.40	1.52	2.22	4.44	J	B8I0043	13-Sep-18	0.225 L	25-Sep-18 23:05	1
L-PFOSA	11.9	1.52	2.22	4.44		B8I0043	13-Sep-18	0.225 L	25-Sep-18 23:05	1
L-PFOS	735	1.52	2.22	4.44		B8I0043	13-Sep-18	0.225 L	25-Sep-18 23:05	1
Br-PFOS	258	1.52	2.22	4.44		B8I0043	13-Sep-18	0.225 L	25-Sep-18 23:05	1
Total PFOS	994	1.52	2.22	4.44		B8I0043	13-Sep-18	0.225 L	25-Sep-18 23:05	1
L-PFDA	ND	1.52	2.22	4.44		B8I0043	13-Sep-18	0.225 L	25-Sep-18 23:05	1
L-8:2FTS	75.4	1.52	2.22	4.44		B8I0043	13-Sep-18	0.225 L	25-Sep-18 23:05	1
L-PFNS	1.70	1.52	2.22	4.44	J	B8I0043	13-Sep-18	0.225 L	25-Sep-18 23:05	1
L-MeFOSAA	ND	1.52	2.22	4.44		B8I0043	13-Sep-18	0.225 L	25-Sep-18 23:05	1
Br-MeFOSAA	ND	1.52	2.22	4.44		B8I0043	13-Sep-18	0.225 L	25-Sep-18 23:05	1
Total MeFOSAA	ND	1.52	2.22	4.44		B8I0043	13-Sep-18	0.225 L	25-Sep-18 23:05	1
L-EtFOSAA	ND	1.52	2.22	4.44		B8I0043	13-Sep-18	0.225 L	25-Sep-18 23:05	1
Br-EtFOSAA	ND	1.52	2.22	4.44		B8I0043	13-Sep-18	0.225 L	25-Sep-18 23:05	1
Total EtFOSAA	ND	1.52	2.22	4.44		B8I0043	13-Sep-18	0.225 L	25-Sep-18 23:05	1
L-PFUnA	ND	1.52	2.22	4.44		B8I0043	13-Sep-18	0.225 L	25-Sep-18 23:05	1
L-PFDS	ND	1.52	2.22	4.44		B8I0043	13-Sep-18	0.225 L	25-Sep-18 23:05	1
L-PFDoA	ND	1.52	2.22	4.44		B8I0043	13-Sep-18	0.225 L	25-Sep-18 23:05	1
L-PFTrDA	ND	1.52	2.22	4.44		B8I0043	13-Sep-18	0.225 L	25-Sep-18 23:05	1
L-PFTeDA	ND	1.52	2.22	4.44		B8I0043	13-Sep-18	0.225 L	25-Sep-18 23:05	1

Labeled Standards	Type	% Recovery	Limits	Qualifiers	Batch	Extracted	Samp Size	Analyzed	Dilution
13C3-PFBA	IS	103	60 - 130		B8I0043	13-Sep-18	0.225 L	25-Sep-18 23:05	1
13C3-PFPeA	IS	88.1	60 - 150		B8I0043	13-Sep-18	0.225 L	25-Sep-18 23:05	1
13C3-PFBS	IS	106	60 - 150		B8I0043	13-Sep-18	0.225 L	25-Sep-18 23:05	1

Sample ID: PW1809041415GC

PFAS Isotope Dilution Method

Client Data

Name: Merit Laboratories, Inc.
Project: Wurtsmith
Location: PW CM 03
Matrix: Aqueous
Date Collected: 04-Sep-18 14:15

Laboratory Data

Lab Sample: 1802900-02
Date Received: 06-Sep-18 10:02
Column: BEH C18

Labeled Standards	Type	% Recovery	Limits	Qualifiers	Batch	Extracted	Samp Size	Analyzed	Dilution
13C2-4:2 FTS	IS	103	40 - 150		B8I0043	13-Sep-18	0.225 L	25-Sep-18 23:05	1
13C2-PFHxA	IS	94.7	70 - 130		B8I0043	13-Sep-18	0.225 L	25-Sep-18 23:05	1
13C4-PFHpA	IS	98.6	60 - 150		B8I0043	13-Sep-18	0.225 L	25-Sep-18 23:05	1
18O2-PFHxS	IS	94.3	60 - 130		B8I0043	13-Sep-18	0.225 L	25-Sep-18 23:05	1
13C2-6:2 FTS	IS	107	40 - 150		B8I0043	13-Sep-18	0.225 L	25-Sep-18 23:05	1
13C2-PFOA	IS	101	60 - 130		B8I0043	13-Sep-18	0.225 L	25-Sep-18 23:05	1
13C5-PFNA	IS	92.7	50 - 130		B8I0043	13-Sep-18	0.225 L	25-Sep-18 23:05	1
13C8-PFOSA	IS	52.5	20 - 150		B8I0043	13-Sep-18	0.225 L	25-Sep-18 23:05	1
13C8-PFOS	IS	97.6	60 - 130		B8I0043	13-Sep-18	0.225 L	25-Sep-18 23:05	1
13C2-PFDA	IS	83.3	60 - 130		B8I0043	13-Sep-18	0.225 L	25-Sep-18 23:05	1
13C2-8:2 FTS	IS	120	40 - 150		B8I0043	13-Sep-18	0.225 L	25-Sep-18 23:05	1
d3-MeFOSAA	IS	86.3	50 - 150		B8I0043	13-Sep-18	0.225 L	25-Sep-18 23:05	1
d5-EtFOSAA	IS	85.2	50 - 150		B8I0043	13-Sep-18	0.225 L	25-Sep-18 23:05	1
13C2-PFUnA	IS	87.3	60 - 130		B8I0043	13-Sep-18	0.225 L	25-Sep-18 23:05	1
13C2-PFDoA	IS	94.6	30 - 130		B8I0043	13-Sep-18	0.225 L	25-Sep-18 23:05	1
13C2-PFTeDA	IS	96.2	20 - 150		B8I0043	13-Sep-18	0.225 L	25-Sep-18 23:05	1

DL - Detection Limit
LOD - Limit of Detection
LOQ - Limit of quantitation
Results reported to the DL.

Sample ID: PW1809041445GC

PFAS Isotope Dilution Method

Client Data

Name: Merit Laboratories, Inc.
Project: Wurtsmith
Location: PW CM 04
Matrix: Aqueous
Date Collected: 04-Sep-18 14:45

Laboratory Data

Lab Sample: 1802900-03
Date Received: 06-Sep-18 10:02
Column: BEH C18

Analyte	Conc. (ng/L)	DL	LOD	LOQ	Qualifiers	Batch	Extracted	Samp Size	Analyzed	Dilution
L-PFBA	56.6	1.53	2.23	4.45		B8I0043	13-Sep-18	0.224 L	25-Sep-18 23:16	1
L-PFPeA	135	1.53	2.23	4.45		B8I0043	13-Sep-18	0.224 L	25-Sep-18 23:16	1
L-PFBS	10.1	1.53	2.23	4.45		B8I0043	13-Sep-18	0.224 L	25-Sep-18 23:16	1
L-4:2 FTS	ND	1.53	2.23	4.45		B8I0043	13-Sep-18	0.224 L	25-Sep-18 23:16	1
L-PFHxA	109	1.53	2.23	4.45		B8I0043	13-Sep-18	0.224 L	25-Sep-18 23:16	1
L-PFPeS	15.4	1.53	2.23	4.45		B8I0043	13-Sep-18	0.224 L	25-Sep-18 23:16	1
L-PFHpA	37.4	1.53	2.23	4.45		B8I0043	13-Sep-18	0.224 L	25-Sep-18 23:16	1
L-PFHxS	405	1.53	2.23	4.45		B8I0043	13-Sep-18	0.224 L	25-Sep-18 23:16	1
Br-PFHxS	57.7	1.53	2.23	4.45		B8I0043	13-Sep-18	0.224 L	25-Sep-18 23:16	1
Total PFHxS	463	1.53	2.23	4.45		B8I0043	13-Sep-18	0.224 L	25-Sep-18 23:16	1
L-6:2 FTS	81.0	1.53	2.23	4.45		B8I0043	13-Sep-18	0.224 L	25-Sep-18 23:16	1
L-PFOA	104	1.53	2.23	4.45		B8I0043	13-Sep-18	0.224 L	25-Sep-18 23:16	1
Br-PFOA	8.59	1.53	2.23	4.45		B8I0043	13-Sep-18	0.224 L	25-Sep-18 23:16	1
Total PFOA	113	1.53	2.23	4.45		B8I0043	13-Sep-18	0.224 L	25-Sep-18 23:16	1
L-PFHpS	33.4	1.53	2.23	4.45		B8I0043	13-Sep-18	0.224 L	25-Sep-18 23:16	1
L-PFNA	16.5	1.53	2.23	4.45		B8I0043	13-Sep-18	0.224 L	25-Sep-18 23:16	1
L-PFOSA	3.45	1.53	2.23	4.45	J	B8I0043	13-Sep-18	0.224 L	25-Sep-18 23:16	1
L-PFOS	2720	7.63	11.2	22.3	D	B8I0043	13-Sep-18	0.224 L	28-Sep-18 19:54	5
Br-PFOS	1080	7.63	11.2	22.3	D	B8I0043	13-Sep-18	0.224 L	28-Sep-18 19:54	5
Total PFOS	3810	7.63	11.2	22.3		B8I0043	13-Sep-18	0.224 L	28-Sep-18 19:54	5
L-PFDA	ND	1.53	2.23	4.45		B8I0043	13-Sep-18	0.224 L	25-Sep-18 23:16	1
L-8:2FTS	32.8	1.53	2.23	4.45		B8I0043	13-Sep-18	0.224 L	25-Sep-18 23:16	1
L-PFNS	3.30	1.53	2.23	4.45	J	B8I0043	13-Sep-18	0.224 L	25-Sep-18 23:16	1
L-MeFOSAA	ND	1.53	2.23	4.45		B8I0043	13-Sep-18	0.224 L	25-Sep-18 23:16	1
Br-MeFOSAA	ND	1.53	2.23	4.45		B8I0043	13-Sep-18	0.224 L	25-Sep-18 23:16	1
Total MeFOSAA	ND	1.53	2.23	4.45		B8I0043	13-Sep-18	0.224 L	25-Sep-18 23:16	1
L-EtFOSAA	ND	1.53	2.23	4.45		B8I0043	13-Sep-18	0.224 L	25-Sep-18 23:16	1
Br-EtFOSAA	ND	1.53	2.23	4.45		B8I0043	13-Sep-18	0.224 L	25-Sep-18 23:16	1
Total EtFOSAA	ND	1.53	2.23	4.45		B8I0043	13-Sep-18	0.224 L	25-Sep-18 23:16	1
L-PFUnA	ND	1.53	2.23	4.45		B8I0043	13-Sep-18	0.224 L	25-Sep-18 23:16	1
L-PFDS	ND	1.53	2.23	4.45		B8I0043	13-Sep-18	0.224 L	25-Sep-18 23:16	1
L-PFDoA	ND	1.53	2.23	4.45		B8I0043	13-Sep-18	0.224 L	25-Sep-18 23:16	1
L-PFTrDA	ND	1.53	2.23	4.45		B8I0043	13-Sep-18	0.224 L	25-Sep-18 23:16	1
L-PFTeDA	ND	1.53	2.23	4.45		B8I0043	13-Sep-18	0.224 L	25-Sep-18 23:16	1

Labeled Standards	Type	% Recovery	Limits	Qualifiers	Batch	Extracted	Samp Size	Analyzed	Dilution
13C3-PFBA	IS	92.0	60 - 130		B8I0043	13-Sep-18	0.224 L	25-Sep-18 23:16	1
13C3-PFPeA	IS	86.6	60 - 150		B8I0043	13-Sep-18	0.224 L	25-Sep-18 23:16	1
13C3-PFBS	IS	94.9	60 - 150		B8I0043	13-Sep-18	0.224 L	25-Sep-18 23:16	1

Sample ID: PW1809041445GC

PFAS Isotope Dilution Method

Client Data

Name: Merit Laboratories, Inc.
Project: Wurtsmith
Location: PW CM 04
Matrix: Aqueous
Date Collected: 04-Sep-18 14:45

Laboratory Data

Lab Sample: 1802900-03
Date Received: 06-Sep-18 10:02
Column: BEH C18

Labeled Standards	Type	% Recovery	Limits	Qualifiers	Batch	Extracted	Samp Size	Analyzed	Dilution
13C2-4:2 FTS	IS	94.1	40 - 150		B8I0043	13-Sep-18	0.224 L	25-Sep-18 23:16	1
13C2-PFHxA	IS	89.1	70 - 130		B8I0043	13-Sep-18	0.224 L	25-Sep-18 23:16	1
13C4-PFHpA	IS	89.4	60 - 150		B8I0043	13-Sep-18	0.224 L	25-Sep-18 23:16	1
18O2-PFHxS	IS	89.5	60 - 130		B8I0043	13-Sep-18	0.224 L	25-Sep-18 23:16	1
13C2-6:2 FTS	IS	126	40 - 150		B8I0043	13-Sep-18	0.224 L	25-Sep-18 23:16	1
13C2-PFOA	IS	93.4	60 - 130		B8I0043	13-Sep-18	0.224 L	25-Sep-18 23:16	1
13C5-PFNA	IS	85.9	50 - 130		B8I0043	13-Sep-18	0.224 L	25-Sep-18 23:16	1
13C8-PFOSA	IS	61.4	20 - 150		B8I0043	13-Sep-18	0.224 L	25-Sep-18 23:16	1
13C8-PFOS	IS	91.2	60 - 130		B8I0043	13-Sep-18	0.224 L	25-Sep-18 23:16	1
13C2-PFDA	IS	78.6	60 - 130		B8I0043	13-Sep-18	0.224 L	25-Sep-18 23:16	1
13C2-8:2 FTS	IS	135	40 - 150		B8I0043	13-Sep-18	0.224 L	25-Sep-18 23:16	1
d3-MeFOSAA	IS	78.3	50 - 150		B8I0043	13-Sep-18	0.224 L	25-Sep-18 23:16	1
d5-EtFOSAA	IS	84.1	50 - 150		B8I0043	13-Sep-18	0.224 L	25-Sep-18 23:16	1
13C2-PFUnA	IS	84.2	60 - 130		B8I0043	13-Sep-18	0.224 L	25-Sep-18 23:16	1
13C2-PFDoA	IS	85.7	30 - 130		B8I0043	13-Sep-18	0.224 L	25-Sep-18 23:16	1
13C2-PFTeDA	IS	94.1	20 - 150		B8I0043	13-Sep-18	0.224 L	25-Sep-18 23:16	1

DL - Detection Limit
LOD - Limit of Detection
LOQ - Limit of quantitation
Results reported to the DL.

Sample ID: PW1809041545GC

PFAS Isotope Dilution Method

Client Data

Name: Merit Laboratories, Inc.
Project: Wurtsmith
Location: PW CM 05
Matrix: Aqueous
Date Collected: 04-Sep-18 15:45

Laboratory Data

Lab Sample: 1802900-04
Date Received: 06-Sep-18 10:02
Column: BEH C18

Analyte	Conc. (ng/L)	DL	LOD	LOQ	Qualifiers	Batch	Extracted	Samp Size	Analyzed	Dilution
L-PFBA	53.9	1.56	2.27	4.55		B8I0043	13-Sep-18	0.220 L	26-Sep-18 17:57	1
L-PFPeA	140	1.56	2.27	4.55		B8I0043	13-Sep-18	0.220 L	26-Sep-18 17:57	1
L-PFBS	ND	1.56	2.27	4.55		B8I0043	13-Sep-18	0.220 L	26-Sep-18 17:57	1
L-4:2 FTS	ND	1.56	2.27	4.55		B8I0043	13-Sep-18	0.220 L	26-Sep-18 17:57	1
L-PFHxA	76.5	1.56	2.27	4.55		B8I0043	13-Sep-18	0.220 L	26-Sep-18 17:57	1
L-PFPeS	1.78	1.56	2.27	4.55	J	B8I0043	13-Sep-18	0.220 L	26-Sep-18 17:57	1
L-PFHpA	8.77	1.56	2.27	4.55		B8I0043	13-Sep-18	0.220 L	26-Sep-18 17:57	1
L-PFHxS	104	1.56	2.27	4.55		B8I0043	13-Sep-18	0.220 L	26-Sep-18 17:57	1
Br-PFHxS	11.1	1.56	2.27	4.55		B8I0043	13-Sep-18	0.220 L	26-Sep-18 17:57	1
Total PFHxS	115	1.56	2.27	4.55		B8I0043	13-Sep-18	0.220 L	26-Sep-18 17:57	1
L-6:2 FTS	67.7	1.56	2.27	4.55		B8I0043	13-Sep-18	0.220 L	26-Sep-18 17:57	1
L-PFOA	68.2	1.56	2.27	4.55		B8I0043	13-Sep-18	0.220 L	26-Sep-18 17:57	1
Br-PFOA	5.73	1.56	2.27	4.55		B8I0043	13-Sep-18	0.220 L	26-Sep-18 17:57	1
Total PFOA	73.9	1.56	2.27	4.55		B8I0043	13-Sep-18	0.220 L	26-Sep-18 17:57	1
L-PFHpS	16.0	1.56	2.27	4.55		B8I0043	13-Sep-18	0.220 L	26-Sep-18 17:57	1
L-PFNA	3.89	1.56	2.27	4.55	J	B8I0043	13-Sep-18	0.220 L	26-Sep-18 17:57	1
L-PFOSA	122	1.56	2.27	4.55		B8I0043	13-Sep-18	0.220 L	26-Sep-18 17:57	1
L-PFOS	1440	1.56	2.27	4.55		B8I0043	13-Sep-18	0.220 L	26-Sep-18 17:57	1
Br-PFOS	680	1.56	2.27	4.55		B8I0043	13-Sep-18	0.220 L	26-Sep-18 17:57	1
Total PFOS	2120	1.56	2.27	4.55		B8I0043	13-Sep-18	0.220 L	26-Sep-18 17:57	1
L-PFDA	ND	1.56	2.27	4.55		B8I0043	13-Sep-18	0.220 L	26-Sep-18 17:57	1
L-8:2FTS	45.4	1.56	2.27	4.55		B8I0043	13-Sep-18	0.220 L	26-Sep-18 17:57	1
L-PFNS	1.79	1.56	2.27	4.55	J	B8I0043	13-Sep-18	0.220 L	26-Sep-18 17:57	1
L-MeFOSAA	ND	1.56	2.27	4.55		B8I0043	13-Sep-18	0.220 L	26-Sep-18 17:57	1
Br-MeFOSAA	ND	1.56	2.27	4.55		B8I0043	13-Sep-18	0.220 L	26-Sep-18 17:57	1
Total MeFOSAA	ND	1.56	2.27	4.55		B8I0043	13-Sep-18	0.220 L	26-Sep-18 17:57	1
L-EtFOSAA	ND	1.56	2.27	4.55		B8I0043	13-Sep-18	0.220 L	26-Sep-18 17:57	1
Br-EtFOSAA	ND	1.56	2.27	4.55		B8I0043	13-Sep-18	0.220 L	26-Sep-18 17:57	1
Total EtFOSAA	ND	1.56	2.27	4.55		B8I0043	13-Sep-18	0.220 L	26-Sep-18 17:57	1
L-PFUnA	ND	1.56	2.27	4.55		B8I0043	13-Sep-18	0.220 L	26-Sep-18 17:57	1
L-PFDS	ND	1.56	2.27	4.55		B8I0043	13-Sep-18	0.220 L	26-Sep-18 17:57	1
L-PFDoA	ND	1.56	2.27	4.55		B8I0043	13-Sep-18	0.220 L	26-Sep-18 17:57	1
L-PFTrDA	ND	1.56	2.27	4.55		B8I0043	13-Sep-18	0.220 L	26-Sep-18 17:57	1
L-PFTeDA	ND	1.56	2.27	4.55		B8I0043	13-Sep-18	0.220 L	26-Sep-18 17:57	1

Labeled Standards	Type	% Recovery	Limits	Qualifiers	Batch	Extracted	Samp Size	Analyzed	Dilution
13C3-PFBA	IS	103	60 - 130		B8I0043	13-Sep-18	0.220 L	26-Sep-18 17:57	1
13C3-PFPeA	IS	112	60 - 150		B8I0043	13-Sep-18	0.220 L	26-Sep-18 17:57	1
13C3-PFBS	IS	110	60 - 150		B8I0043	13-Sep-18	0.220 L	26-Sep-18 17:57	1

Sample ID: PW1809041545GC

PFAS Isotope Dilution Method

Client Data

Name: Merit Laboratories, Inc.
Project: Wurtsmith
Location: PW CM 05
Matrix: Aqueous
Date Collected: 04-Sep-18 15:45

Laboratory Data

Lab Sample: 1802900-04
Date Received: 06-Sep-18 10:02
Column: BEH C18

Labeled Standards	Type	% Recovery	Limits	Qualifiers	Batch	Extracted	Samp Size	Analyzed	Dilution
13C2-4:2 FTS	IS	99.7	40 - 150		B8I0043	13-Sep-18	0.220 L	26-Sep-18 17:57	1
13C2-PFHxA	IS	105	70 - 130		B8I0043	13-Sep-18	0.220 L	26-Sep-18 17:57	1
13C4-PFHpA	IS	102	60 - 150		B8I0043	13-Sep-18	0.220 L	26-Sep-18 17:57	1
18O2-PFHxS	IS	96.0	60 - 130		B8I0043	13-Sep-18	0.220 L	26-Sep-18 17:57	1
13C2-6:2 FTS	IS	119	40 - 150		B8I0043	13-Sep-18	0.220 L	26-Sep-18 17:57	1
13C2-PFOA	IS	119	60 - 130		B8I0043	13-Sep-18	0.220 L	26-Sep-18 17:57	1
13C5-PFNA	IS	94.4	50 - 130		B8I0043	13-Sep-18	0.220 L	26-Sep-18 17:57	1
13C8-PFOSA	IS	82.4	20 - 150		B8I0043	13-Sep-18	0.220 L	26-Sep-18 17:57	1
13C8-PFOS	IS	95.5	60 - 130		B8I0043	13-Sep-18	0.220 L	26-Sep-18 17:57	1
13C2-PFDA	IS	78.3	60 - 130		B8I0043	13-Sep-18	0.220 L	26-Sep-18 17:57	1
13C2-8:2 FTS	IS	101	40 - 150		B8I0043	13-Sep-18	0.220 L	26-Sep-18 17:57	1
d3-MeFOSAA	IS	104	50 - 150		B8I0043	13-Sep-18	0.220 L	26-Sep-18 17:57	1
d5-EtFOSAA	IS	108	50 - 150		B8I0043	13-Sep-18	0.220 L	26-Sep-18 17:57	1
13C2-PFUnA	IS	87.0	60 - 130		B8I0043	13-Sep-18	0.220 L	26-Sep-18 17:57	1
13C2-PFDoA	IS	110	30 - 130		B8I0043	13-Sep-18	0.220 L	26-Sep-18 17:57	1
13C2-PFTeDA	IS	135	20 - 150		B8I0043	13-Sep-18	0.220 L	26-Sep-18 17:57	1

DL - Detection Limit
LOD - Limit of Detection
LOQ - Limit of quantitation
Results reported to the DL.

Sample ID: PW1809041630GC

PFAS Isotope Dilution Method

Client Data

Name: Merit Laboratories, Inc.
Project: Wurtsmith
Location: PW CM 06
Matrix: Aqueous
Date Collected: 04-Sep-18 16:30

Laboratory Data

Lab Sample: 1802900-05
Date Received: 06-Sep-18 10:02
Column: BEH C18

Analyte	Conc. (ng/L)	DL	LOD	LOQ	Qualifiers	Batch	Extracted	Samp Size	Analyzed	Dilution
L-PFBA	116	1.55	2.27	4.54		B8I0043	13-Sep-18	0.220 L	26-Sep-18 18:08	1
L-PFPeA	159	1.55	2.27	4.54		B8I0043	13-Sep-18	0.220 L	26-Sep-18 18:08	1
L-PFBS	41.2	1.55	2.27	4.54		B8I0043	13-Sep-18	0.220 L	26-Sep-18 18:08	1
L-4:2 FTS	ND	1.55	2.27	4.54		B8I0043	13-Sep-18	0.220 L	26-Sep-18 18:08	1
L-PFHxA	446	1.55	2.27	4.54		B8I0043	13-Sep-18	0.220 L	26-Sep-18 18:08	1
L-PFPeS	34.6	1.55	2.27	4.54		B8I0043	13-Sep-18	0.220 L	26-Sep-18 18:08	1
L-PFHpA	121	1.55	2.27	4.54		B8I0043	13-Sep-18	0.220 L	26-Sep-18 18:08	1
L-PFHxS	865	1.55	2.27	4.54		B8I0043	13-Sep-18	0.220 L	26-Sep-18 18:08	1
Br-PFHxS	231	1.55	2.27	4.54		B8I0043	13-Sep-18	0.220 L	26-Sep-18 18:08	1
Total PFHxS	1100	1.55	2.27	4.54		B8I0043	13-Sep-18	0.220 L	26-Sep-18 18:08	1
L-6:2 FTS	7.48	1.55	2.27	4.54		B8I0043	13-Sep-18	0.220 L	26-Sep-18 18:08	1
L-PFOA	554	1.55	2.27	4.54		B8I0043	13-Sep-18	0.220 L	26-Sep-18 18:08	1
Br-PFOA	58.2	1.55	2.27	4.54		B8I0043	13-Sep-18	0.220 L	26-Sep-18 18:08	1
Total PFOA	612	1.55	2.27	4.54		B8I0043	13-Sep-18	0.220 L	26-Sep-18 18:08	1
L-PFHpS	ND	1.55	2.27	4.54		B8I0043	13-Sep-18	0.220 L	26-Sep-18 18:08	1
L-PFNA	3.80	1.55	2.27	4.54	J	B8I0043	13-Sep-18	0.220 L	26-Sep-18 18:08	1
L-PFOSA	ND	1.55	2.27	4.54		B8I0043	13-Sep-18	0.220 L	26-Sep-18 18:08	1
L-PFOS	29.8	1.55	2.27	4.54		B8I0043	13-Sep-18	0.220 L	26-Sep-18 18:08	1
Br-PFOS	12.5	1.55	2.27	4.54		B8I0043	13-Sep-18	0.220 L	26-Sep-18 18:08	1
Total PFOS	42.2	1.55	2.27	4.54		B8I0043	13-Sep-18	0.220 L	26-Sep-18 18:08	1
L-PFDA	ND	1.55	2.27	4.54		B8I0043	13-Sep-18	0.220 L	26-Sep-18 18:08	1
L-8:2FTS	ND	1.55	2.27	4.54		B8I0043	13-Sep-18	0.220 L	26-Sep-18 18:08	1
L-PFNS	ND	1.55	2.27	4.54		B8I0043	13-Sep-18	0.220 L	26-Sep-18 18:08	1
L-MeFOSAA	ND	1.55	2.27	4.54		B8I0043	13-Sep-18	0.220 L	26-Sep-18 18:08	1
Br-MeFOSAA	ND	1.55	2.27	4.54		B8I0043	13-Sep-18	0.220 L	26-Sep-18 18:08	1
Total MeFOSAA	ND	1.55	2.27	4.54		B8I0043	13-Sep-18	0.220 L	26-Sep-18 18:08	1
L-EtFOSAA	ND	1.55	2.27	4.54		B8I0043	13-Sep-18	0.220 L	26-Sep-18 18:08	1
Br-EtFOSAA	ND	1.55	2.27	4.54		B8I0043	13-Sep-18	0.220 L	26-Sep-18 18:08	1
Total EtFOSAA	ND	1.55	2.27	4.54		B8I0043	13-Sep-18	0.220 L	26-Sep-18 18:08	1
L-PFUnA	ND	1.55	2.27	4.54		B8I0043	13-Sep-18	0.220 L	26-Sep-18 18:08	1
L-PFDS	ND	1.55	2.27	4.54		B8I0043	13-Sep-18	0.220 L	26-Sep-18 18:08	1
L-PFDoA	ND	1.55	2.27	4.54		B8I0043	13-Sep-18	0.220 L	26-Sep-18 18:08	1
L-PFTrDA	ND	1.55	2.27	4.54		B8I0043	13-Sep-18	0.220 L	26-Sep-18 18:08	1
L-PFTeDA	ND	1.55	2.27	4.54		B8I0043	13-Sep-18	0.220 L	26-Sep-18 18:08	1

Labeled Standards	Type	% Recovery	Limits	Qualifiers	Batch	Extracted	Samp Size	Analyzed	Dilution
13C3-PFBA	IS	76.9	60 - 130		B8I0043	13-Sep-18	0.220 L	26-Sep-18 18:08	1
13C3-PFPeA	IS	92.3	60 - 150		B8I0043	13-Sep-18	0.220 L	26-Sep-18 18:08	1
13C3-PFBS	IS	74.6	60 - 150		B8I0043	13-Sep-18	0.220 L	26-Sep-18 18:08	1

Sample ID: PW1809041630GC

PFAS Isotope Dilution Method

Client Data

Name: Merit Laboratories, Inc.
Project: Wurtsmith
Location: PW CM 06
Matrix: Aqueous
Date Collected: 04-Sep-18 16:30

Laboratory Data

Lab Sample: 1802900-05
Date Received: 06-Sep-18 10:02
Column: BEH C18

Labeled Standards	Type	% Recovery	Limits	Qualifiers	Batch	Extracted	Samp Size	Analyzed	Dilution
13C2-4:2 FTS	IS	76.0	40 - 150		B8I0043	13-Sep-18	0.220 L	26-Sep-18 18:08	1
13C2-PFHxA	IS	90.7	70 - 130		B8I0043	13-Sep-18	0.220 L	26-Sep-18 18:08	1
13C4-PFHpA	IS	94.3	60 - 150		B8I0043	13-Sep-18	0.220 L	26-Sep-18 18:08	1
18O2-PFHxS	IS	73.6	60 - 130		B8I0043	13-Sep-18	0.220 L	26-Sep-18 18:08	1
13C2-6:2 FTS	IS	97.2	40 - 150		B8I0043	13-Sep-18	0.220 L	26-Sep-18 18:08	1
13C2-PFOA	IS	111	60 - 130		B8I0043	13-Sep-18	0.220 L	26-Sep-18 18:08	1
13C5-PFNA	IS	77.6	50 - 130		B8I0043	13-Sep-18	0.220 L	26-Sep-18 18:08	1
13C8-PFOSA	IS	68.6	20 - 150		B8I0043	13-Sep-18	0.220 L	26-Sep-18 18:08	1
13C8-PFOS	IS	87.5	60 - 130		B8I0043	13-Sep-18	0.220 L	26-Sep-18 18:08	1
13C2-PFDA	IS	55.1	60 - 130	H	B8I0043	13-Sep-18	0.220 L	26-Sep-18 18:08	1
13C2-8:2 FTS	IS	83.8	40 - 150		B8I0043	13-Sep-18	0.220 L	26-Sep-18 18:08	1
d3-MeFOSAA	IS	91.7	50 - 150		B8I0043	13-Sep-18	0.220 L	26-Sep-18 18:08	1
d5-EtFOSAA	IS	95.5	50 - 150		B8I0043	13-Sep-18	0.220 L	26-Sep-18 18:08	1
13C2-PFUnA	IS	63.8	60 - 130		B8I0043	13-Sep-18	0.220 L	26-Sep-18 18:08	1
13C2-PFDoA	IS	53.7	30 - 130		B8I0043	13-Sep-18	0.220 L	26-Sep-18 18:08	1
13C2-PFTeDA	IS	72.5	20 - 150		B8I0043	13-Sep-18	0.220 L	26-Sep-18 18:08	1

DL - Detection Limit
LOD - Limit of Detection
LOQ - Limit of quantitation
Results reported to the DL.

Sample ID: SW1809051015GC

PFAS Isotope Dilution Method

Client Data

Name: Merit Laboratories, Inc.
Project: Wurtsmith
Location: SW 3PD SO
Matrix: Aqueous
Date Collected: 05-Sep-18 10:15

Laboratory Data

Lab Sample: 1802900-06
Date Received: 06-Sep-18 10:02
Column: BEH C18

Analyte	Conc. (ng/L)	DL	LOD	LOQ	Qualifiers	Batch	Extracted	Samp Size	Analyzed	Dilution
L-PFBA	28.2	1.39	2.03	4.06		B8I0043	13-Sep-18	0.246 L	26-Sep-18 18:19	1
L-PFPeA	93.4	1.39	2.03	4.06		B8I0043	13-Sep-18	0.246 L	26-Sep-18 18:19	1
L-PFBS	4.41	1.39	2.03	4.06		B8I0043	13-Sep-18	0.246 L	26-Sep-18 18:19	1
L-4:2 FTS	ND	1.39	2.03	4.06		B8I0043	13-Sep-18	0.246 L	26-Sep-18 18:19	1
L-PFHxA	66.7	1.39	2.03	4.06		B8I0043	13-Sep-18	0.246 L	26-Sep-18 18:19	1
L-PFPeS	9.06	1.39	2.03	4.06		B8I0043	13-Sep-18	0.246 L	26-Sep-18 18:19	1
L-PFHpA	53.4	1.39	2.03	4.06		B8I0043	13-Sep-18	0.246 L	26-Sep-18 18:19	1
L-PFHxS	164	1.39	2.03	4.06		B8I0043	13-Sep-18	0.246 L	26-Sep-18 18:19	1
Br-PFHxS	20.5	1.39	2.03	4.06		B8I0043	13-Sep-18	0.246 L	26-Sep-18 18:19	1
Total PFHxS	184	1.39	2.03	4.06		B8I0043	13-Sep-18	0.246 L	26-Sep-18 18:19	1
L-6:2 FTS	427	1.39	2.03	4.06		B8I0043	13-Sep-18	0.246 L	26-Sep-18 18:19	1
L-PFOA	64.9	1.39	2.03	4.06		B8I0043	13-Sep-18	0.246 L	26-Sep-18 18:19	1
Br-PFOA	2.35	1.39	2.03	4.06	J	B8I0043	13-Sep-18	0.246 L	26-Sep-18 18:19	1
Total PFOA	67.3	1.39	2.03	4.06		B8I0043	13-Sep-18	0.246 L	26-Sep-18 18:19	1
L-PFHpS	23.4	1.39	2.03	4.06		B8I0043	13-Sep-18	0.246 L	26-Sep-18 18:19	1
L-PFNA	8.71	1.39	2.03	4.06		B8I0043	13-Sep-18	0.246 L	26-Sep-18 18:19	1
L-PFOSA	ND	1.39	2.03	4.06		B8I0043	13-Sep-18	0.246 L	26-Sep-18 18:19	1
L-PFOS	489	1.39	2.03	4.06		B8I0043	13-Sep-18	0.246 L	26-Sep-18 18:19	1
Br-PFOS	401	1.39	2.03	4.06		B8I0043	13-Sep-18	0.246 L	26-Sep-18 18:19	1
Total PFOS	890	1.39	2.03	4.06		B8I0043	13-Sep-18	0.246 L	26-Sep-18 18:19	1
L-PFDA	ND	1.39	2.03	4.06		B8I0043	13-Sep-18	0.246 L	26-Sep-18 18:19	1
L-8:2FTS	11.0	1.39	2.03	4.06		B8I0043	13-Sep-18	0.246 L	26-Sep-18 18:19	1
L-PFNS	ND	1.39	2.03	4.06		B8I0043	13-Sep-18	0.246 L	26-Sep-18 18:19	1
L-MeFOSAA	ND	1.39	2.03	4.06		B8I0043	13-Sep-18	0.246 L	26-Sep-18 18:19	1
Br-MeFOSAA	ND	1.39	2.03	4.06		B8I0043	13-Sep-18	0.246 L	26-Sep-18 18:19	1
Total MeFOSAA	ND	1.39	2.03	4.06		B8I0043	13-Sep-18	0.246 L	26-Sep-18 18:19	1
L-EtFOSAA	ND	1.39	2.03	4.06		B8I0043	13-Sep-18	0.246 L	26-Sep-18 18:19	1
Br-EtFOSAA	ND	1.39	2.03	4.06		B8I0043	13-Sep-18	0.246 L	26-Sep-18 18:19	1
Total EtFOSAA	ND	1.39	2.03	4.06		B8I0043	13-Sep-18	0.246 L	26-Sep-18 18:19	1
L-PFUnA	ND	1.39	2.03	4.06		B8I0043	13-Sep-18	0.246 L	26-Sep-18 18:19	1
L-PFDS	ND	1.39	2.03	4.06		B8I0043	13-Sep-18	0.246 L	26-Sep-18 18:19	1
L-PFDoA	ND	1.39	2.03	4.06		B8I0043	13-Sep-18	0.246 L	26-Sep-18 18:19	1
L-PFTrDA	ND	1.39	2.03	4.06		B8I0043	13-Sep-18	0.246 L	26-Sep-18 18:19	1
L-PFTeDA	ND	1.39	2.03	4.06		B8I0043	13-Sep-18	0.246 L	26-Sep-18 18:19	1

Labeled Standards	Type	% Recovery	Limits	Qualifiers	Batch	Extracted	Samp Size	Analyzed	Dilution
13C3-PFBA	IS	103	60 - 130		B8I0043	13-Sep-18	0.246 L	26-Sep-18 18:19	1
13C3-PFPeA	IS	107	60 - 150		B8I0043	13-Sep-18	0.246 L	26-Sep-18 18:19	1
13C3-PFBS	IS	101	60 - 150		B8I0043	13-Sep-18	0.246 L	26-Sep-18 18:19	1

Sample ID: SW1809051015GC

PFAS Isotope Dilution Method

Client Data

Name: Merit Laboratories, Inc.
Project: Wurtsmith
Location: SW 3PD SO
Matrix: Aqueous
Date Collected: 05-Sep-18 10:15

Laboratory Data

Lab Sample: 1802900-06
Date Received: 06-Sep-18 10:02
Column: BEH C18

Labeled Standards	Type	% Recovery	Limits	Qualifiers	Batch	Extracted	Samp Size	Analyzed	Dilution
13C2-4:2 FTS	IS	104	40 - 150		B8I0043	13-Sep-18	0.246 L	26-Sep-18 18:19	1
13C2-PFHxA	IS	105	70 - 130		B8I0043	13-Sep-18	0.246 L	26-Sep-18 18:19	1
13C4-PFHpA	IS	96.4	60 - 150		B8I0043	13-Sep-18	0.246 L	26-Sep-18 18:19	1
18O2-PFHxS	IS	103	60 - 130		B8I0043	13-Sep-18	0.246 L	26-Sep-18 18:19	1
13C2-6:2 FTS	IS	158	40 - 150	H	B8I0043	13-Sep-18	0.246 L	26-Sep-18 18:19	1
13C2-PFOA	IS	110	60 - 130		B8I0043	13-Sep-18	0.246 L	26-Sep-18 18:19	1
13C5-PFNA	IS	79.1	50 - 130		B8I0043	13-Sep-18	0.246 L	26-Sep-18 18:19	1
13C8-PFOSA	IS	79.5	20 - 150		B8I0043	13-Sep-18	0.246 L	26-Sep-18 18:19	1
13C8-PFOS	IS	100	60 - 130		B8I0043	13-Sep-18	0.246 L	26-Sep-18 18:19	1
13C2-PFDA	IS	62.4	60 - 130		B8I0043	13-Sep-18	0.246 L	26-Sep-18 18:19	1
13C2-8:2 FTS	IS	99.8	40 - 150		B8I0043	13-Sep-18	0.246 L	26-Sep-18 18:19	1
d3-MeFOSAA	IS	89.2	50 - 150		B8I0043	13-Sep-18	0.246 L	26-Sep-18 18:19	1
d5-EtFOSAA	IS	96.8	50 - 150		B8I0043	13-Sep-18	0.246 L	26-Sep-18 18:19	1
13C2-PFUnA	IS	71.7	60 - 130		B8I0043	13-Sep-18	0.246 L	26-Sep-18 18:19	1
13C2-PFDoA	IS	87.2	30 - 130		B8I0043	13-Sep-18	0.246 L	26-Sep-18 18:19	1
13C2-PFTeDA	IS	124	20 - 150		B8I0043	13-Sep-18	0.246 L	26-Sep-18 18:19	1

DL - Detection Limit
LOD - Limit of Detection
LOQ - Limit of quantitation
Results reported to the DL.

Sample ID: PW1809051035GC

PFAS Isotope Dilution Method

Client Data

Name: Merit Laboratories, Inc.
Project: Wurtsmith
Location: PW 3PD 01
Matrix: Aqueous
Date Collected: 05-Sep-18 10:35

Laboratory Data

Lab Sample: 1802900-07
Date Received: 06-Sep-18 10:02
Column: BEH C18

Analyte	Conc. (ng/L)	DL	LOD	LOQ	Qualifiers	Batch	Extracted	Samp Size	Analyzed	Dilution
L-PFBA	5.94	1.44	2.11	4.21		B8I0043	13-Sep-18	0.237 L	26-Sep-18 18:33	1
L-PFPeA	11.8	1.44	2.11	4.21		B8I0043	13-Sep-18	0.237 L	26-Sep-18 18:33	1
L-PFBS	2.99	1.44	2.11	4.21	J	B8I0043	13-Sep-18	0.237 L	26-Sep-18 18:33	1
L-4:2 FTS	ND	1.44	2.11	4.21		B8I0043	13-Sep-18	0.237 L	26-Sep-18 18:33	1
L-PFHxA	12.8	1.44	2.11	4.21		B8I0043	13-Sep-18	0.237 L	26-Sep-18 18:33	1
L-PFPeS	2.16	1.44	2.11	4.21	J	B8I0043	13-Sep-18	0.237 L	26-Sep-18 18:33	1
L-PFHpA	4.84	1.44	2.11	4.21		B8I0043	13-Sep-18	0.237 L	26-Sep-18 18:33	1
L-PFHxS	56.3	1.44	2.11	4.21		B8I0043	13-Sep-18	0.237 L	26-Sep-18 18:33	1
Br-PFHxS	8.10	1.44	2.11	4.21		B8I0043	13-Sep-18	0.237 L	26-Sep-18 18:33	1
Total PFHxS	64.4	1.44	2.11	4.21		B8I0043	13-Sep-18	0.237 L	26-Sep-18 18:33	1
L-6:2 FTS	ND	1.44	2.11	4.21		B8I0043	13-Sep-18	0.237 L	26-Sep-18 18:33	1
L-PFOA	11.3	1.44	2.11	4.21		B8I0043	13-Sep-18	0.237 L	26-Sep-18 18:33	1
Br-PFOA	1.48	1.44	2.11	4.21	J	B8I0043	13-Sep-18	0.237 L	26-Sep-18 18:33	1
Total PFOA	12.8	1.44	2.11	4.21		B8I0043	13-Sep-18	0.237 L	26-Sep-18 18:33	1
L-PFHpS	2.51	1.44	2.11	4.21	J	B8I0043	13-Sep-18	0.237 L	26-Sep-18 18:33	1
L-PFNA	ND	1.44	2.11	4.21		B8I0043	13-Sep-18	0.237 L	26-Sep-18 18:33	1
L-PFOSA	ND	1.44	2.11	4.21		B8I0043	13-Sep-18	0.237 L	26-Sep-18 18:33	1
L-PFOS	6.81	1.44	2.11	4.21		B8I0043	13-Sep-18	0.237 L	26-Sep-18 18:33	1
Br-PFOS	21.8	1.44	2.11	4.21		B8I0043	13-Sep-18	0.237 L	26-Sep-18 18:33	1
Total PFOS	28.6	1.44	2.11	4.21		B8I0043	13-Sep-18	0.237 L	26-Sep-18 18:33	1
L-PFDA	ND	1.44	2.11	4.21		B8I0043	13-Sep-18	0.237 L	26-Sep-18 18:33	1
L-8:2FTS	ND	1.44	2.11	4.21		B8I0043	13-Sep-18	0.237 L	26-Sep-18 18:33	1
L-PFNS	ND	1.44	2.11	4.21		B8I0043	13-Sep-18	0.237 L	26-Sep-18 18:33	1
L-MeFOSAA	ND	1.44	2.11	4.21		B8I0043	13-Sep-18	0.237 L	26-Sep-18 18:33	1
Br-MeFOSAA	ND	1.44	2.11	4.21		B8I0043	13-Sep-18	0.237 L	26-Sep-18 18:33	1
Total MeFOSAA	ND	1.44	2.11	4.21		B8I0043	13-Sep-18	0.237 L	26-Sep-18 18:33	1
L-EtFOSAA	ND	1.44	2.11	4.21		B8I0043	13-Sep-18	0.237 L	26-Sep-18 18:33	1
Br-EtFOSAA	ND	1.44	2.11	4.21		B8I0043	13-Sep-18	0.237 L	26-Sep-18 18:33	1
Total EtFOSAA	ND	1.44	2.11	4.21		B8I0043	13-Sep-18	0.237 L	26-Sep-18 18:33	1
L-PFUnA	ND	1.44	2.11	4.21		B8I0043	13-Sep-18	0.237 L	26-Sep-18 18:33	1
L-PFDS	ND	1.44	2.11	4.21		B8I0043	13-Sep-18	0.237 L	26-Sep-18 18:33	1
L-PFDoA	ND	1.44	2.11	4.21		B8I0043	13-Sep-18	0.237 L	26-Sep-18 18:33	1
L-PFTrDA	ND	1.44	2.11	4.21		B8I0043	13-Sep-18	0.237 L	26-Sep-18 18:33	1
L-PFTeDA	ND	1.44	2.11	4.21		B8I0043	13-Sep-18	0.237 L	26-Sep-18 18:33	1

Labeled Standards	Type	% Recovery	Limits	Qualifiers	Batch	Extracted	Samp Size	Analyzed	Dilution
13C3-PFBA	IS	105	60 - 130		B8I0043	13-Sep-18	0.237 L	26-Sep-18 18:33	1
13C3-PFPeA	IS	110	60 - 150		B8I0043	13-Sep-18	0.237 L	26-Sep-18 18:33	1
13C3-PFBS	IS	98.8	60 - 150		B8I0043	13-Sep-18	0.237 L	26-Sep-18 18:33	1

Sample ID: PW1809051035GC

PFAS Isotope Dilution Method

Client Data

Name: Merit Laboratories, Inc.
Project: Wurtsmith
Location: PW 3PD 01
Matrix: Aqueous
Date Collected: 05-Sep-18 10:35

Laboratory Data

Lab Sample: 1802900-07
Date Received: 06-Sep-18 10:02
Column: BEH C18

Labeled Standards	Type	% Recovery	Limits	Qualifiers	Batch	Extracted	Samp Size	Analyzed	Dilution
13C2-4:2 FTS	IS	99.0	40 - 150		B8I0043	13-Sep-18	0.237 L	26-Sep-18 18:33	1
13C2-PFHxA	IS	103	70 - 130		B8I0043	13-Sep-18	0.237 L	26-Sep-18 18:33	1
13C4-PFHpA	IS	103	60 - 150		B8I0043	13-Sep-18	0.237 L	26-Sep-18 18:33	1
18O2-PFHxS	IS	93.6	60 - 130		B8I0043	13-Sep-18	0.237 L	26-Sep-18 18:33	1
13C2-6:2 FTS	IS	103	40 - 150		B8I0043	13-Sep-18	0.237 L	26-Sep-18 18:33	1
13C2-PFOA	IS	116	60 - 130		B8I0043	13-Sep-18	0.237 L	26-Sep-18 18:33	1
13C5-PFNA	IS	82.7	50 - 130		B8I0043	13-Sep-18	0.237 L	26-Sep-18 18:33	1
13C8-PFOSA	IS	81.3	20 - 150		B8I0043	13-Sep-18	0.237 L	26-Sep-18 18:33	1
13C8-PFOS	IS	99.1	60 - 130		B8I0043	13-Sep-18	0.237 L	26-Sep-18 18:33	1
13C2-PFDA	IS	68.7	60 - 130		B8I0043	13-Sep-18	0.237 L	26-Sep-18 18:33	1
13C2-8:2 FTS	IS	105	40 - 150		B8I0043	13-Sep-18	0.237 L	26-Sep-18 18:33	1
d3-MeFOSAA	IS	81.5	50 - 150		B8I0043	13-Sep-18	0.237 L	26-Sep-18 18:33	1
d5-EtFOSAA	IS	92.5	50 - 150		B8I0043	13-Sep-18	0.237 L	26-Sep-18 18:33	1
13C2-PFUnA	IS	76.6	60 - 130		B8I0043	13-Sep-18	0.237 L	26-Sep-18 18:33	1
13C2-PFDoA	IS	86.8	30 - 130		B8I0043	13-Sep-18	0.237 L	26-Sep-18 18:33	1
13C2-PFTeDA	IS	123	20 - 150		B8I0043	13-Sep-18	0.237 L	26-Sep-18 18:33	1

DL - Detection Limit
LOD - Limit of Detection
LOQ - Limit of quantitation
Results reported to the DL.

Sample ID: PW1809051110GC

PFAS Isotope Dilution Method

Client Data

Name: Merit Laboratories, Inc.
Project: Wurtsmith
Location: PW 3PD 02
Matrix: Aqueous
Date Collected: 05-Sep-18 11:10

Laboratory Data

Lab Sample: 1802900-08
Date Received: 06-Sep-18 10:02
Column: BEH C18

Analyte	Conc. (ng/L)	DL	LOD	LOQ	Qualifiers	Batch	Extracted	Samp Size	Analyzed	Dilution
L-PFBA	1.56	1.41	2.06	4.11	J	B8I0043	13-Sep-18	0.243 L	26-Sep-18 18:43	1
L-PFPeA	3.05	1.41	2.06	4.11	J	B8I0043	13-Sep-18	0.243 L	26-Sep-18 18:43	1
L-PFBS	3.80	1.41	2.06	4.11	J	B8I0043	13-Sep-18	0.243 L	26-Sep-18 18:43	1
L-4:2 FTS	ND	1.41	2.06	4.11		B8I0043	13-Sep-18	0.243 L	26-Sep-18 18:43	1
L-PFHxA	3.94	1.41	2.06	4.11	J	B8I0043	13-Sep-18	0.243 L	26-Sep-18 18:43	1
L-PFPeS	8.41	1.41	2.06	4.11		B8I0043	13-Sep-18	0.243 L	26-Sep-18 18:43	1
L-PFHpA	4.31	1.41	2.06	4.11		B8I0043	13-Sep-18	0.243 L	26-Sep-18 18:43	1
L-PFHxS	58.8	1.41	2.06	4.11		B8I0043	13-Sep-18	0.243 L	26-Sep-18 18:43	1
Br-PFHxS	11.0	1.41	2.06	4.11		B8I0043	13-Sep-18	0.243 L	26-Sep-18 18:43	1
Total PFHxS	69.8	1.41	2.06	4.11		B8I0043	13-Sep-18	0.243 L	26-Sep-18 18:43	1
L-6:2 FTS	ND	1.41	2.06	4.11		B8I0043	13-Sep-18	0.243 L	26-Sep-18 18:43	1
L-PFOA	16.1	1.41	2.06	4.11		B8I0043	13-Sep-18	0.243 L	26-Sep-18 18:43	1
Br-PFOA	ND	1.41	2.06	4.11		B8I0043	13-Sep-18	0.243 L	26-Sep-18 18:43	1
Total PFOA	17.5	1.41	2.06	4.11		B8I0043	13-Sep-18	0.243 L	26-Sep-18 18:43	1
L-PFHpS	ND	1.41	2.06	4.11		B8I0043	13-Sep-18	0.243 L	26-Sep-18 18:43	1
L-PFNA	ND	1.41	2.06	4.11		B8I0043	13-Sep-18	0.243 L	26-Sep-18 18:43	1
L-PFOSA	ND	1.41	2.06	4.11		B8I0043	13-Sep-18	0.243 L	26-Sep-18 18:43	1
L-PFOS	5.94	1.41	2.06	4.11		B8I0043	13-Sep-18	0.243 L	26-Sep-18 18:43	1
Br-PFOS	3.29	1.41	2.06	4.11	J	B8I0043	13-Sep-18	0.243 L	26-Sep-18 18:43	1
Total PFOS	9.23	1.41	2.06	4.11		B8I0043	13-Sep-18	0.243 L	26-Sep-18 18:43	1
L-PFDA	ND	1.41	2.06	4.11		B8I0043	13-Sep-18	0.243 L	26-Sep-18 18:43	1
L-8:2FTS	ND	1.41	2.06	4.11		B8I0043	13-Sep-18	0.243 L	26-Sep-18 18:43	1
L-PFNS	ND	1.41	2.06	4.11		B8I0043	13-Sep-18	0.243 L	26-Sep-18 18:43	1
L-MeFOSAA	ND	1.41	2.06	4.11		B8I0043	13-Sep-18	0.243 L	26-Sep-18 18:43	1
Br-MeFOSAA	ND	1.41	2.06	4.11		B8I0043	13-Sep-18	0.243 L	26-Sep-18 18:43	1
Total MeFOSAA	ND	1.41	2.06	4.11		B8I0043	13-Sep-18	0.243 L	26-Sep-18 18:43	1
L-EtFOSAA	ND	1.41	2.06	4.11		B8I0043	13-Sep-18	0.243 L	26-Sep-18 18:43	1
Br-EtFOSAA	ND	1.41	2.06	4.11		B8I0043	13-Sep-18	0.243 L	26-Sep-18 18:43	1
Total EtFOSAA	ND	1.41	2.06	4.11		B8I0043	13-Sep-18	0.243 L	26-Sep-18 18:43	1
L-PFUnA	ND	1.41	2.06	4.11		B8I0043	13-Sep-18	0.243 L	26-Sep-18 18:43	1
L-PFDS	ND	1.41	2.06	4.11		B8I0043	13-Sep-18	0.243 L	26-Sep-18 18:43	1
L-PFDoA	ND	1.41	2.06	4.11		B8I0043	13-Sep-18	0.243 L	26-Sep-18 18:43	1
L-PFTrDA	ND	1.41	2.06	4.11		B8I0043	13-Sep-18	0.243 L	26-Sep-18 18:43	1
L-PFTeDA	ND	1.41	2.06	4.11		B8I0043	13-Sep-18	0.243 L	26-Sep-18 18:43	1

Labeled Standards	Type	% Recovery	Limits	Qualifiers	Batch	Extracted	Samp Size	Analyzed	Dilution
13C3-PFBA	IS	98.8	60 - 130		B8I0043	13-Sep-18	0.243 L	26-Sep-18 18:43	1
13C3-PFPeA	IS	102	60 - 150		B8I0043	13-Sep-18	0.243 L	26-Sep-18 18:43	1
13C3-PFBS	IS	93.7	60 - 150		B8I0043	13-Sep-18	0.243 L	26-Sep-18 18:43	1

Sample ID: PW1809051110GC

PFAS Isotope Dilution Method

Client Data

Name: Merit Laboratories, Inc.
Project: Wurtsmith
Location: PW 3PD 02
Matrix: Aqueous
Date Collected: 05-Sep-18 11:10

Laboratory Data

Lab Sample: 1802900-08
Date Received: 06-Sep-18 10:02
Column: BEH C18

Labeled Standards	Type	% Recovery	Limits	Qualifiers	Batch	Extracted	Samp Size	Analyzed	Dilution
13C2-4:2 FTS	IS	92.6	40 - 150		B8I0043	13-Sep-18	0.243 L	26-Sep-18 18:43	1
13C2-PFHxA	IS	97.1	70 - 130		B8I0043	13-Sep-18	0.243 L	26-Sep-18 18:43	1
13C4-PFHpA	IS	101	60 - 150		B8I0043	13-Sep-18	0.243 L	26-Sep-18 18:43	1
18O2-PFHxS	IS	83.9	60 - 130		B8I0043	13-Sep-18	0.243 L	26-Sep-18 18:43	1
13C2-6:2 FTS	IS	99.8	40 - 150		B8I0043	13-Sep-18	0.243 L	26-Sep-18 18:43	1
13C2-PFOA	IS	119	60 - 130		B8I0043	13-Sep-18	0.243 L	26-Sep-18 18:43	1
13C5-PFNA	IS	93.9	50 - 130		B8I0043	13-Sep-18	0.243 L	26-Sep-18 18:43	1
13C8-PFOSA	IS	77.9	20 - 150		B8I0043	13-Sep-18	0.243 L	26-Sep-18 18:43	1
13C8-PFOS	IS	101	60 - 130		B8I0043	13-Sep-18	0.243 L	26-Sep-18 18:43	1
13C2-PFDA	IS	74.6	60 - 130		B8I0043	13-Sep-18	0.243 L	26-Sep-18 18:43	1
13C2-8:2 FTS	IS	93.0	40 - 150		B8I0043	13-Sep-18	0.243 L	26-Sep-18 18:43	1
d3-MeFOSAA	IS	96.1	50 - 150		B8I0043	13-Sep-18	0.243 L	26-Sep-18 18:43	1
d5-EtFOSAA	IS	105	50 - 150		B8I0043	13-Sep-18	0.243 L	26-Sep-18 18:43	1
13C2-PFUnA	IS	81.0	60 - 130		B8I0043	13-Sep-18	0.243 L	26-Sep-18 18:43	1
13C2-PFDoA	IS	94.2	30 - 130		B8I0043	13-Sep-18	0.243 L	26-Sep-18 18:43	1
13C2-PFTeDA	IS	133	20 - 150		B8I0043	13-Sep-18	0.243 L	26-Sep-18 18:43	1

DL - Detection Limit
LOD - Limit of Detection
LOQ - Limit of quantitation
Results reported to the DL.

Sample ID: PW1809051200GC

PFAS Isotope Dilution Method

Client Data

Name: Merit Laboratories, Inc.
Project: Wurtsmith
Location: PW 3PD 03
Matrix: Aqueous
Date Collected: 05-Sep-18 12:00

Laboratory Data

Lab Sample: 1802900-09
Date Received: 06-Sep-18 10:02
Column: BEH C18

Analyte	Conc. (ng/L)	DL	LOD	LOQ	Qualifiers	Batch	Extracted	Samp Size	Analyzed	Dilution
L-PFBA	21.4	1.59	2.33	4.65		B8I0043	13-Sep-18	0.215 L	26-Sep-18 18:54	1
L-PFPeA	27.5	1.59	2.33	4.65		B8I0043	13-Sep-18	0.215 L	26-Sep-18 18:54	1
L-PFBS	8.62	1.59	2.33	4.65		B8I0043	13-Sep-18	0.215 L	26-Sep-18 18:54	1
L-4:2 FTS	ND	1.59	2.33	4.65		B8I0043	13-Sep-18	0.215 L	26-Sep-18 18:54	1
L-PFHxA	25.9	1.59	2.33	4.65		B8I0043	13-Sep-18	0.215 L	26-Sep-18 18:54	1
L-PFPeS	2.83	1.59	2.33	4.65	J	B8I0043	13-Sep-18	0.215 L	26-Sep-18 18:54	1
L-PFHpA	9.02	1.59	2.33	4.65		B8I0043	13-Sep-18	0.215 L	26-Sep-18 18:54	1
L-PFHxS	18.6	1.59	2.33	4.65		B8I0043	13-Sep-18	0.215 L	26-Sep-18 18:54	1
Br-PFHxS	3.31	1.59	2.33	4.65	J	B8I0043	13-Sep-18	0.215 L	26-Sep-18 18:54	1
Total PFHxS	21.9	1.59	2.33	4.65		B8I0043	13-Sep-18	0.215 L	26-Sep-18 18:54	1
L-6:2 FTS	8.93	1.59	2.33	4.65		B8I0043	13-Sep-18	0.215 L	26-Sep-18 18:54	1
L-PFOA	5.79	1.59	2.33	4.65		B8I0043	13-Sep-18	0.215 L	26-Sep-18 18:54	1
Br-PFOA	ND	1.59	2.33	4.65		B8I0043	13-Sep-18	0.215 L	26-Sep-18 18:54	1
Total PFOA	6.38	1.59	2.33	4.65		B8I0043	13-Sep-18	0.215 L	26-Sep-18 18:54	1
L-PFHpS	ND	1.59	2.33	4.65		B8I0043	13-Sep-18	0.215 L	26-Sep-18 18:54	1
L-PFNA	ND	1.59	2.33	4.65		B8I0043	13-Sep-18	0.215 L	26-Sep-18 18:54	1
L-PFOSA	ND	1.59	2.33	4.65		B8I0043	13-Sep-18	0.215 L	26-Sep-18 18:54	1
L-PFOS	11.3	1.59	2.33	4.65		B8I0043	13-Sep-18	0.215 L	26-Sep-18 18:54	1
Br-PFOS	7.95	1.59	2.33	4.65		B8I0043	13-Sep-18	0.215 L	26-Sep-18 18:54	1
Total PFOS	19.3	1.59	2.33	4.65		B8I0043	13-Sep-18	0.215 L	26-Sep-18 18:54	1
L-PFDA	ND	1.59	2.33	4.65		B8I0043	13-Sep-18	0.215 L	26-Sep-18 18:54	1
L-8:2FTS	ND	1.59	2.33	4.65		B8I0043	13-Sep-18	0.215 L	26-Sep-18 18:54	1
L-PFNS	ND	1.59	2.33	4.65		B8I0043	13-Sep-18	0.215 L	26-Sep-18 18:54	1
L-MeFOSAA	ND	1.59	2.33	4.65		B8I0043	13-Sep-18	0.215 L	26-Sep-18 18:54	1
Br-MeFOSAA	ND	1.59	2.33	4.65		B8I0043	13-Sep-18	0.215 L	26-Sep-18 18:54	1
Total MeFOSAA	ND	1.59	2.33	4.65		B8I0043	13-Sep-18	0.215 L	26-Sep-18 18:54	1
L-EtFOSAA	ND	1.59	2.33	4.65		B8I0043	13-Sep-18	0.215 L	26-Sep-18 18:54	1
Br-EtFOSAA	ND	1.59	2.33	4.65		B8I0043	13-Sep-18	0.215 L	26-Sep-18 18:54	1
Total EtFOSAA	ND	1.59	2.33	4.65		B8I0043	13-Sep-18	0.215 L	26-Sep-18 18:54	1
L-PFUnA	ND	1.59	2.33	4.65		B8I0043	13-Sep-18	0.215 L	26-Sep-18 18:54	1
L-PFDS	ND	1.59	2.33	4.65		B8I0043	13-Sep-18	0.215 L	26-Sep-18 18:54	1
L-PFDoA	ND	1.59	2.33	4.65		B8I0043	13-Sep-18	0.215 L	26-Sep-18 18:54	1
L-PFTrDA	ND	1.59	2.33	4.65		B8I0043	13-Sep-18	0.215 L	26-Sep-18 18:54	1
L-PFTeDA	ND	1.59	2.33	4.65		B8I0043	13-Sep-18	0.215 L	26-Sep-18 18:54	1

Labeled Standards	Type	% Recovery	Limits	Qualifiers	Batch	Extracted	Samp Size	Analyzed	Dilution
13C3-PFBA	IS	65.6	60 - 130		B8I0043	13-Sep-18	0.215 L	26-Sep-18 18:54	1
13C3-PFPeA	IS	76.2	60 - 150		B8I0043	13-Sep-18	0.215 L	26-Sep-18 18:54	1
13C3-PFBS	IS	55.9	60 - 150	H	B8I0043	13-Sep-18	0.215 L	26-Sep-18 18:54	1

Sample ID: PW1809051200GC

PFAS Isotope Dilution Method

Client Data

Name: Merit Laboratories, Inc.
Project: Wurtsmith
Location: PW 3PD 03
Matrix: Aqueous
Date Collected: 05-Sep-18 12:00

Laboratory Data

Lab Sample: 1802900-09
Date Received: 06-Sep-18 10:02
Column: BEH C18

Labeled Standards	Type	% Recovery	Limits	Qualifiers	Batch	Extracted	Samp Size	Analyzed	Dilution
13C2-4:2 FTS	IS	59.4	40 - 150		B8I0043	13-Sep-18	0.215 L	26-Sep-18 18:54	1
13C2-PFHxA	IS	80.0	70 - 130		B8I0043	13-Sep-18	0.215 L	26-Sep-18 18:54	1
13C4-PFHpA	IS	78.4	60 - 150		B8I0043	13-Sep-18	0.215 L	26-Sep-18 18:54	1
18O2-PFHxS	IS	58.6	60 - 130	H	B8I0043	13-Sep-18	0.215 L	26-Sep-18 18:54	1
13C2-6:2 FTS	IS	66.0	40 - 150		B8I0043	13-Sep-18	0.215 L	26-Sep-18 18:54	1
13C2-PFOA	IS	93.2	60 - 130		B8I0043	13-Sep-18	0.215 L	26-Sep-18 18:54	1
13C5-PFNA	IS	73.0	50 - 130		B8I0043	13-Sep-18	0.215 L	26-Sep-18 18:54	1
13C8-PFOSA	IS	92.1	20 - 150		B8I0043	13-Sep-18	0.215 L	26-Sep-18 18:54	1
13C8-PFOS	IS	74.0	60 - 130		B8I0043	13-Sep-18	0.215 L	26-Sep-18 18:54	1
13C2-PFDA	IS	55.1	60 - 130	H	B8I0043	13-Sep-18	0.215 L	26-Sep-18 18:54	1
13C2-8:2 FTS	IS	67.5	40 - 150		B8I0043	13-Sep-18	0.215 L	26-Sep-18 18:54	1
d3-MeFOSAA	IS	104	50 - 150		B8I0043	13-Sep-18	0.215 L	26-Sep-18 18:54	1
d5-EtFOSAA	IS	119	50 - 150		B8I0043	13-Sep-18	0.215 L	26-Sep-18 18:54	1
13C2-PFUnA	IS	66.5	60 - 130		B8I0043	13-Sep-18	0.215 L	26-Sep-18 18:54	1
13C2-PFDoA	IS	72.8	30 - 130		B8I0043	13-Sep-18	0.215 L	26-Sep-18 18:54	1
13C2-PFTeDA	IS	129	20 - 150		B8I0043	13-Sep-18	0.215 L	26-Sep-18 18:54	1

DL - Detection Limit
LOD - Limit of Detection
LOQ - Limit of quantitation
Results reported to the DL.

Sample ID: FB1809051210GC

PFAS Isotope Dilution Method

Client Data

Name: Merit Laboratories, Inc.
Project: Wurtsmith
Location: PW 3PD 03
Matrix: Aqueous
Date Collected: 05-Sep-18 12:10

Laboratory Data

Lab Sample: 1802900-10
Date Received: 06-Sep-18 10:02
Column: BEH C18

Analyte	Conc. (ng/L)	DL	LOD	LOQ	Qualifiers	Batch	Extracted	Samp Size	Analyzed	Dilution
L-PFBA	ND	1.46	2.13	4.25		B8I0043	13-Sep-18	0.235 L	26-Sep-18 19:05	1
L-PFPeA	ND	1.46	2.13	4.25		B8I0043	13-Sep-18	0.235 L	26-Sep-18 19:05	1
L-PFBS	ND	1.46	2.13	4.25		B8I0043	13-Sep-18	0.235 L	26-Sep-18 19:05	1
L-4:2 FTS	ND	1.46	2.13	4.25		B8I0043	13-Sep-18	0.235 L	26-Sep-18 19:05	1
L-PFHxA	ND	1.46	2.13	4.25		B8I0043	13-Sep-18	0.235 L	26-Sep-18 19:05	1
L-PFPeS	ND	1.46	2.13	4.25		B8I0043	13-Sep-18	0.235 L	26-Sep-18 19:05	1
L-PFHpA	ND	1.46	2.13	4.25		B8I0043	13-Sep-18	0.235 L	26-Sep-18 19:05	1
L-PFHxS	ND	1.46	2.13	4.25		B8I0043	13-Sep-18	0.235 L	26-Sep-18 19:05	1
Br-PFHxS	ND	1.46	2.13	4.25		B8I0043	13-Sep-18	0.235 L	26-Sep-18 19:05	1
Total PFHxS	ND	1.46	2.13	4.25		B8I0043	13-Sep-18	0.235 L	26-Sep-18 19:05	1
L-6:2 FTS	ND	1.46	2.13	4.25		B8I0043	13-Sep-18	0.235 L	26-Sep-18 19:05	1
L-PFOA	ND	1.46	2.13	4.25		B8I0043	13-Sep-18	0.235 L	26-Sep-18 19:05	1
Br-PFOA	ND	1.46	2.13	4.25		B8I0043	13-Sep-18	0.235 L	26-Sep-18 19:05	1
Total PFOA	ND	1.46	2.13	4.25		B8I0043	13-Sep-18	0.235 L	26-Sep-18 19:05	1
L-PFHpS	ND	1.46	2.13	4.25		B8I0043	13-Sep-18	0.235 L	26-Sep-18 19:05	1
L-PFNA	ND	1.46	2.13	4.25		B8I0043	13-Sep-18	0.235 L	26-Sep-18 19:05	1
L-PFOSA	ND	1.46	2.13	4.25		B8I0043	13-Sep-18	0.235 L	26-Sep-18 19:05	1
L-PFOS	ND	1.46	2.13	4.25		B8I0043	13-Sep-18	0.235 L	26-Sep-18 19:05	1
Br-PFOS	ND	1.46	2.13	4.25		B8I0043	13-Sep-18	0.235 L	26-Sep-18 19:05	1
Total PFOS	ND	1.46	2.13	4.25		B8I0043	13-Sep-18	0.235 L	26-Sep-18 19:05	1
L-PFDA	ND	1.46	2.13	4.25		B8I0043	13-Sep-18	0.235 L	26-Sep-18 19:05	1
L-8:2FTS	ND	1.46	2.13	4.25		B8I0043	13-Sep-18	0.235 L	26-Sep-18 19:05	1
L-PFNS	ND	1.46	2.13	4.25		B8I0043	13-Sep-18	0.235 L	26-Sep-18 19:05	1
L-MeFOSAA	ND	1.46	2.13	4.25		B8I0043	13-Sep-18	0.235 L	26-Sep-18 19:05	1
Br-MeFOSAA	ND	1.46	2.13	4.25		B8I0043	13-Sep-18	0.235 L	26-Sep-18 19:05	1
Total MeFOSAA	ND	1.46	2.13	4.25		B8I0043	13-Sep-18	0.235 L	26-Sep-18 19:05	1
L-EtFOSAA	ND	1.46	2.13	4.25		B8I0043	13-Sep-18	0.235 L	26-Sep-18 19:05	1
Br-EtFOSAA	ND	1.46	2.13	4.25		B8I0043	13-Sep-18	0.235 L	26-Sep-18 19:05	1
Total EtFOSAA	ND	1.46	2.13	4.25		B8I0043	13-Sep-18	0.235 L	26-Sep-18 19:05	1
L-PFUnA	ND	1.46	2.13	4.25		B8I0043	13-Sep-18	0.235 L	26-Sep-18 19:05	1
L-PFDS	ND	1.46	2.13	4.25		B8I0043	13-Sep-18	0.235 L	26-Sep-18 19:05	1
L-PFDoA	ND	1.46	2.13	4.25		B8I0043	13-Sep-18	0.235 L	26-Sep-18 19:05	1
L-PFTrDA	ND	1.46	2.13	4.25		B8I0043	13-Sep-18	0.235 L	26-Sep-18 19:05	1
L-PFTeDA	ND	1.46	2.13	4.25		B8I0043	13-Sep-18	0.235 L	26-Sep-18 19:05	1

Labeled Standards	Type	% Recovery	Limits	Qualifiers	Batch	Extracted	Samp Size	Analyzed	Dilution
13C3-PFBA	IS	103	60 - 130		B8I0043	13-Sep-18	0.235 L	26-Sep-18 19:05	1
13C3-PFPeA	IS	107	60 - 150		B8I0043	13-Sep-18	0.235 L	26-Sep-18 19:05	1
13C3-PFBS	IS	100	60 - 150		B8I0043	13-Sep-18	0.235 L	26-Sep-18 19:05	1

Sample ID: FB1809051210GC

PFAS Isotope Dilution Method

Client Data

Name: Merit Laboratories, Inc.
Project: Wurtsmith
Location: PW 3PD 03
Matrix: Aqueous
Date Collected: 05-Sep-18 12:10

Laboratory Data

Lab Sample: 1802900-10
Date Received: 06-Sep-18 10:02
Column: BEH C18

Labeled Standards	Type	% Recovery	Limits	Qualifiers	Batch	Extracted	Samp Size	Analyzed	Dilution
13C2-4:2 FTS	IS	105	40 - 150		B8I0043	13-Sep-18	0.235 L	26-Sep-18 19:05	1
13C2-PFHxA	IS	109	70 - 130		B8I0043	13-Sep-18	0.235 L	26-Sep-18 19:05	1
13C4-PFHpA	IS	102	60 - 150		B8I0043	13-Sep-18	0.235 L	26-Sep-18 19:05	1
18O2-PFHxS	IS	99.1	60 - 130		B8I0043	13-Sep-18	0.235 L	26-Sep-18 19:05	1
13C2-6:2 FTS	IS	105	40 - 150		B8I0043	13-Sep-18	0.235 L	26-Sep-18 19:05	1
13C2-PFOA	IS	119	60 - 130		B8I0043	13-Sep-18	0.235 L	26-Sep-18 19:05	1
13C5-PFNA	IS	80.5	50 - 130		B8I0043	13-Sep-18	0.235 L	26-Sep-18 19:05	1
13C8-PFOSA	IS	40.4	20 - 150		B8I0043	13-Sep-18	0.235 L	26-Sep-18 19:05	1
13C8-PFOS	IS	103	60 - 130		B8I0043	13-Sep-18	0.235 L	26-Sep-18 19:05	1
13C2-PFDA	IS	61.2	60 - 130		B8I0043	13-Sep-18	0.235 L	26-Sep-18 19:05	1
13C2-8:2 FTS	IS	93.0	40 - 150		B8I0043	13-Sep-18	0.235 L	26-Sep-18 19:05	1
d3-MeFOSAA	IS	74.1	50 - 150		B8I0043	13-Sep-18	0.235 L	26-Sep-18 19:05	1
d5-EtFOSAA	IS	79.3	50 - 150		B8I0043	13-Sep-18	0.235 L	26-Sep-18 19:05	1
13C2-PFUnA	IS	61.7	60 - 130		B8I0043	13-Sep-18	0.235 L	26-Sep-18 19:05	1
13C2-PFDoA	IS	66.7	30 - 130		B8I0043	13-Sep-18	0.235 L	26-Sep-18 19:05	1
13C2-PFTeDA	IS	114	20 - 150		B8I0043	13-Sep-18	0.235 L	26-Sep-18 19:05	1

DL - Detection Limit
LOD - Limit of Detection
LOQ - Limit of quantitation
Results reported to the DL.

DATA QUALIFIERS & ABBREVIATIONS

B	**This compound was also detected in the method blank**
Conc.	**Concentration**
D	**Dilution**
DL	**Detection limit**
E	**The associated compound concentration exceeded the calibration range of the instrument**
H	**Recovery and/or RPD was outside laboratory acceptance limits**
I	**Chemical Interference**
J	**The amount detected is below the Reporting Limit/LOQ**
LOD	**Limits of Detection**
LOQ	**Limits of Quantitation**
M	**Estimated Maximum Possible Concentration (CA Region 2 projects only)**
NA	**Not applicable**
ND	**Not Detected**
Q	**Ion ratio outside of 70-130% of Standard Ratio. (DOD PFAS projects only)**
TEQ	**Toxic Equivalency**
U	**Not Detected (specific projects only)**
*****	**See Cover Letter**

Unless otherwise noted, solid sample results are reported in dry weight. Tissue samples are reported in wet weight.

CERTIFICATIONS

Accrediting Authority	Certificate Number
Alaska Department of Environmental Conservation	17-013
Arkansas Department of Environmental Quality	18-008-0
California Department of Health – ELAP	2892
DoD ELAP - A2LA Accredited - ISO/IEC 17025:2005	3091.01
Florida Department of Health	E87777-18
Hawaii Department of Health	N/A
Louisiana Department of Environmental Quality	01977
Maine Department of Health	2018017
Minnesota Department of Health	1322288
New Hampshire Environmental Accreditation Program	207717
New Jersey Department of Environmental Protection	CA003
New York Department of Health	11411
Oregon Laboratory Accreditation Program	4042-009
Pennsylvania Department of Environmental Protection	014
Texas Commission on Environmental Quality	T104704189-18-8
Virginia Department of General Services	9077
Washington Department of Ecology	C584
Wisconsin Department of Natural Resources	998036160

Current certificates and lists of licensed parameters are located in the Quality Assurance office and are available upon request.

NELAP Accredited Test Methods

MATRIX: Air	
Description of Test	**Method**
Determination of Polychlorinated p-Dioxins & Polychlorinated Dibenzofurans	EPA 23

MATRIX: Biological Tissue	
Description of Test	**Method**
Tetra- through Octa-Chlorinated Dioxins and Furans by Isotope Dilution GC/HRMS	EPA 1613B
Brominated Diphenyl Ethers by HRGC/HRMS	EPA 1614A
Chlorinated Biphenyl Congeners in Water, Soil, Sediment, and Tissue by GC/HRMS	EPA 1668A/C
Pesticides in Water, Soil, Sediment, Biosolids, and Tissue by HRGC/HRMS	EPA 1699
Perfluorinated Alkyl Acids in Drinking Water by SPE and LC/MS/MS	EPA 537
Polychlorinated Dibenzo-p-Dioxins and Polychlorinated Dibenzofurans by GC/HRMS	EPA 8280A/B
Polychlorinated Dibenzodioxins (PCDDs) and Polychlorinated Dibenzofurans (PCDFs) by GC/HRMS	EPA 8290/8290A

MATRIX: Drinking Water	
Description of Test	**Method**
2,3,7,8-Tetrachlorodibenzo- p-dioxin (2,3,7,8-TCDD) GC/HRMS	EPA 1613
Perfluorinated Alkyl Acids in Drinking Water by SPE and LC/MS/MS	EPA 537

MATRIX: Non-Potable Water	
Description of Test	**Method**
Tetra- through Octa-Chlorinated Dioxins and Furans by Isotope Dilution GC/HRMS	EPA 1613B
Brominated Diphenyl Ethers by HRGC/HRMS	EPA 1614A
Chlorinated Biphenyl Congeners in Water, Soil, Sediment, and Tissue by GC/HRMS	EPA 1668A/C
Pesticides in Water, Soil, Sediment, Biosolids, and Tissue by HRGC/HRMS	EPA 1699
Perfluorinated Alkyl Acids in Drinking Water by SPE and LC/MS/MS	EPA 537
Dioxin by GC/HRMS	EPA 613
Polychlorinated Dibenzo-p-Dioxins and Polychlorinated Dibenzofurans by GC/HRMS	EPA 8280A/B
Polychlorinated Dibenzodioxins (PCDDs) and Polychlorinated Dibenzofurans (PCDFs) by GC/HRMS	EPA 8290/8290A

MATRIX: Solids	
Description of Test	**Method**
Tetra-Octa Chlorinated Dioxins and Furans by Isotope Dilution GC/HRMS	EPA 1613
Tetra- through Octa-Chlorinated Dioxins and Furans by Isotope Dilution GC/HRMS	EPA 1613B
Brominated Diphenyl Ethers by HRGC/HRMS	EPA 1614A
Chlorinated Biphenyl Congeners in Water, Soil, Sediment, and Tissue by GC/HRMS	EPA 1668A/C
Perfluorinated Alkyl Acids in Drinking Water by SPE and LC/MS/MS	EPA 537
Polychlorinated Dibenzo-p-Dioxins and Polychlorinated Dibenzofurans by GC/HRMS	EPA 8280A/B
Polychlorinated Dibenzodioxins (PCDDs) and Polychlorinated Dibenzofurans (PCDFs) by GC/HRMS	EPA 8290/8290A

Vista Analytical Laboratory

CHAIN OF CUSTODY

For Laboratory Use Only
Work Order #: 1802900 Temp: 1.2 °C
Storage ID: WR-2 Storage Secured: Yes ☑ No ☐

TAT (check one): Standard: [X] 21 days
Rush (surcharge may apply) [ ] 14 days [ ] 7 days Specify:

Project ID: Wurtsmith PO#: 60518528 Sampler: Ron Friend, Garth Cousineau (name)

Invoice to: Name	Company	Address	City	State	Ph#	Fax#
Mike Jury	MDEQ	4001 Ketchum St, Suite B	Bay City	MI	989-894-6255	989-891-9237

Relinquished by (printed name and signature)	Date	Time	Received by (printed name and signature)	Date	Time
Ronald Friend Ronald Friend	9-5-18	1600	B. Benedict Bett Benedict	09/06/18	1050
Relinquished by (printed name and signature)	Date	Time	Received by (printed name and signature)	Date	Time

SHIP TO: Vista Analytical Laboratory
1104 Windfield Way
El Dorado Hills, CA 95762
(916) 673-1520 * Fax (916) 673-0106

ATTN: Jennifer Miller

Method of Shipment:

Tracking No.:

Add Analysis(es) Requested

Sample ID	Date	Time	Location/Sample Description	Quantity	Type	Matrix	PFOA/ PFOS	UCMR3 PFAS List:6	537 List: 14	Full List of 24	Other: Please List Below	Branch and Linear	PFOA/ PFOS	UCMR3 PFAS List:6	PFAS List: 14	Comments
				Container(s)			Mod. EPA Method 537						EPA Method 537(DW only)			
PW1809041355GC	9/4/18	1355	PW CM 02	2	P	AQ						X				
PW1809041415GC	9/4/18	1415	PW CM 03	2	P	AQ						X				
PW1809041445GC	9/4/18	1445	PW CM 04	2	P	AQ						X				
PW1809041545GC	9/4/18	1545	PW CM 05	2	P	AQ						X				
PW1809041630GC	9/4/18	1630	PW CM 06	2	P	AQ						X				
SW1809051015GC	9/5/18	1015	SW 3PD SO	2	P	AQ						X				
PW1809051035GC	9/5/18	1035	PW 3PD 01	2	P	AQ						X				
PW1809051110GC	9/5/18	1110	PW 3PD 02	2	P	AQ						X				
PW1809051200GC	9/5/18	1200	PW 3PD 03	2	P	AQ						X				
FB1809051210GC	9/5/18	1210	PW 3PD 03	2	P	AQ						X				

Special Instructions/Comments: **Send Results and Acknowledgements to:**
jeremiah.morse@aecom.com
Nic.Ropotos@aecom.com Dorin.Bogdan@aecom.com
Robert.Kennedy@aecom.com
Geoffrey.Groff@aecom.com
Jim.Carbone@aecom.com

SEND DOCUMENTATION AND RESULTS TO:
Name: Mike Jury
Company: MDEQ - Saginaw Bay District
Address: 4001 Ketchum St, Suite B
City: Bay City State: MI Zip: 48708
Phone: 989-894-6255 Fax:
Email: Jurlm1@michigan.gov

Container Types: P= HDPE, PJ= HDPE Jar
O = Other:

Bottle Preservation Type: T = Thiosulfate,
TZ = Trizma: None

Matrix Types: AQ = Aqueous, DW = Drinking Water, EF = Effluent, PP = Pulp/Paper, SD = Sediment, SL = Sludge, SO = Soil, WW = Wastewater, B = Blood/Serum, O = Other:

Vista Analytical Laboratory

Sample Log in Checklist

PAGE # 1 of 1
WO# 1802900
SDG# –
TAT std.

Section 1: Container Receipt			
Delivered By: ☒ FedEx ☐ UPS ☐ On Trac ☐ GSO ☐ DHL ☐ Hand Delivered ☐ Other:			
Number of Containers	Arrival Date	Arrival time	Cooler Received LR-SLC Initiated By/Date
1	09/06/18	1002	BAB 09/06/18

Section 2: Sample Receipt Condition and Initial Storage					
Container Condition	Chain of Custody	Preservation Type	Temperature	Storage Location	Initials/ Date
☒ Shipping container intact ☒ Shipping seals intact ☐ Custody Seals present ☐ Custody seals intact	☒ COC present ☒ Multiple COC's: 2 ☒ "Relinquished By" Section complete	☒ Ice ☐ Blue Ice ☐ Dry Ice ☐ Other	Thermometer ID: **IR-4** ☐ Probe used Temp (uncorrected): 1.3 °C Temp (corrected): 1.2 °C	☒ WR2 ☐ WF2 ☐ NA	BAB 9/6/18

Section 3: Sample Log In	
Airbill/Trk # 7826 4150 5078	
Shipping container ☐ Vista ☒ Client ☐ Retain ☒ Return ☐ Dispose	By/date
Log In Time: 1536	KE 09/06/18
COC clearly identifies: • Sample name • Sample matrix • Test method • Sample collection date or time • Collector's name • Preservation type	☑ Acceptable ☐ Not acceptable – anomaly form required KE 09/06/18
All samples present and accounted for on COC	KE 09/06/18
Sample IDs are legible	KE 09/06/18
Samples conform to the description on the COC	KE 09/06/18
Samples are intact and suitable for testing	KE 09/06/18
Preservation documented as required: ☑ NA ☐ $Na_2S_2O_3$ ☐ Trizma ☐ Other _____	KE 09/06/18
Samples stored ☑ WR2 Shelf: A3/E3 ☐ WF2 Shelf: _____ ☐ R1 Shelf: _____	KE 09/06/18
Comments:	

EXTRACTION INFORMATION

PRIORITY

Process Sheet

Workorder: 1802900

Prep Expiration: 2018-Sep-18

Client: Merit Laboratories, Inc.

Workorder Due: 27-Sep-18 00:00

TAT: 21

Method: **537M Linear All/Branched/Total PFHxS/PFOA/PFOS**

Matrix: **Aqueous**

Prep Batch: B8I0043

Prep Data Entered: 9/14/18 [illegible]
Date and Initials

Version: MI (24 Analytes) L/B/T

Initial Sequence: S41U068

LabSampID	A/B	Prep Rec	Spike Rec	ClientSampleID	Comments	Location	Container
1802900-01	"A"	☑	☑	PW1809041355GC		WR-2 A-3	HDPE Bottle, 250 mL
1802900-02		☑	☑	PW1809041415GC		WR-2 A-3	HDPE Bottle, 250 mL
1802900-03		☑	☑	PW1809041445GC		WR-2 A-3	HDPE Bottle, 250 mL
1802900-04		☑	☑	PW1809041545GC		WR-2 A-3	HDPE Bottle, 250 mL
1802900-05		☑	☑	PW1809041630GC		WR-2 A-3	HDPE Bottle, 250 mL
1802900-06		☑	☑	SW1809051015GC		WR-2 A-3	HDPE Bottle, 250 mL
1802900-07		☑	☑	PW1809051035GC		WR-2 A-3	HDPE Bottle, 250 mL
1802900-08		☑	☑	PW1809051110GC		WR-2 A-3	HDPE Bottle, 250 mL
1802900-09		☑	☑	PW1809051200GC		WR-2 A-3	HDPE Bottle, 250 mL
1802900-10		☑	☑	FB1809051210GC		WR-2 A-3	HDPE Bottle, 250 mL

WO Comments: **L/B/T PFOA, PFOS, PFHxS, all others linear only.**

Pre-Prep Check Out: 9.7.18 aji

Pre-Prep Check In: 9.7.18 aji

Prep Check Out: MJ 09/13/18

Prep Check In: NA

Prep Reconciled Initals/Date: 9.7.18 aji

Spike Reconciled Initals/Date: MJ 09/13/18

VialBoxID: Hennessy

PREPARATION BENCH SHEET

Matrix: Aqueous

Method: 537M Linear All/Branched/Total PFHxS/PFOA/

B8I0043

Chemist: 7R

Prep Date: 9·13·18

Prep Time: 9:15

Prepared using: LCMS - SPE Extraction-LCMS

Date/Initals: HB 9/7/18 BalanceID: HRMS-8

Cen	VISTA Sample ID	pH Before	pH After	Chlorine (Cl)	Drops HCl Added	Bottle + Sample (g)	Bottle Only (g) 9/4/18	Sample Amt. (L) 9/4/18	IS/NS CHEM/WIT DATE	SPE	RS CHEM/WIT DATE
☐	B8I0043-BLK1	5	2	0	3	NA	NA	(0.250)	7R wy 9.13.18	wy 09/13/18	KC wy 9/13/18
☐	B8I0043-BS1	5	2	0	3			(0.250)			
☐	1802887-01	6	2	0	3	264.71	27.68	0.23703			
☐	1802887-02	6	2	0	3	259.14	37.75	0.22139			
☐	1802887-03	6	2	0	3	262.69	37.33	0.22536			
☐	1802887-04	6	2	0	3	264.60	37.28	0.22732			
☒	1802887-05 (B)(A)	6	2	0	3	275.41	37.62	0.23779			
☐	1802887-06	6	2	0	3	273.60	37.48	0.23612			
☐	1802887-07	6	2	0	3	272.29	37.54	0.23475			
☒	1802887-08 (1)	6	2	0	10	236.22	28.23	0.20799			
☐	1802887-09	4	2	0	3	271.71	27.71	0.24400			
☐	1802900-01	6	2	0	3	255.88	37.44	0.21844			
☐	1802900-02	6	2	0	3	262.67	37.39	0.22528			
☐	1802900-03	5	2	0	3	252.81	28.33	0.22448			
☐	1802900-04	5	2	0	3	257.01	37.36	0.21965			
☒	1802900-05 (A)(B)(C)(D)	7	2	0	15	257.67	37.31	0.22036			

IS: 18H1301, 10µL (V6)

IS SUP: N/A

NS: 18H1304, 10µL (V4)

RS: 18H1302, 10µL (V6)

SPE Chem: Strata-X-AW 33µm 200mg/6mL

Ele SOLV: MeOH / 0.5% NH4OH in MeOH

Final Volume(s) 1mL

Notes: (A) Sample centrifuged but still deeply colored. HB 9/7/18
(B) Sample centrifuged 2x. HB 9/7/18
(C) microcentrifuge test run using only 2 test tubes was run to determine if sample needed to be fully microcentrifuged; the sample did not need to be microcentrifuged b/c no particulate came out of solution. HB 9/7/18
(D) Sample was foamy after being shaken wy 09/13/18

Comments: Assume 1 g = 1 mL
Cen = Centrifuged

PREPARATION BENCH SHEET

Matrix: Aqueous

Method: 537M Linear All/Branched/Total PFHxS/PFOA/

B8I0043

Chemist: 7R

Prep Date: 9·13·18

Prep Time: 9:15

Prepared using: LCMS - SPE Extraction-LCMS

Date/Initals: HB 9/7/18 BalanceID: HRMS-8

Cen	VISTA Sample ID	pH Before	pH After	Chlorine (Cl)	Drops HCl Added	Bottle + Sample (g)	Bottle Only (g)	Sample Amt. (L)	IS/NS CHEM/WIT DATE	SPE	RS CHEM/WIT DATE
☐	1802900-06	5	2	0	3	273.00	26.89	0.24611	7R Wy 9.13.18	Wy 09/13/18	VC Wy 9/13/18
☐	1802900-07	4	2	0	3	275.02	37.68	0.23734			
☐	1802900-08	6	2	0	3	280.70	37.34	0.24336			
☒	1802900-09 (A)	4	2	0	3	252.33	37.25	0.21508			
☐	1802900-10	5	2	0	3	272.56	37.26	0.23530			

IS: 18H1301, 10µL (V6)

IS SUP: N/A

NS: 18H1304, 10µL (V4)

RS: 18H1302, 10µL (V6)

SPE Chem: Strata-X-AW 33µm 200mg/6mL

Ele SOLV: MeOH / 0.5% NH4OH in MeOH

Final Volume(s) 1mL

Notes: (A) Sample centrifuged but still deeply colored HB 9/7/18

Comments: Assume 1 g = 1 mL

Cen = Centrifuged

Batch: B8I0043

Matrix: Aqueous

LabNumber	WetWeight (Initial)	% Solids (Extraction Solids)	DryWeight	Final	Extracted	Ext By	Spike	SpikeAmount	ClientMatrix	Analysis
1802887-01	0.23703	NA	NA	1000	13-Sep-18 09:15	FBR			Aqueous	537M Linear All/Branched/
1802887-02	0.22139			1000	13-Sep-18 09:15	FBR			Aqueous	537M Linear All/Branched/
1802887-03	0.22536			1000	13-Sep-18 09:15	FBR			Aqueous	537M Linear All/Branched/
1802887-04	0.22732			1000	13-Sep-18 09:15	FBR			Aqueous	537M Linear All/Branched/
1802887-05	0.23779			1000	13-Sep-18 09:15	FBR			Aqueous	537M Linear All/Branched/
1802887-06	0.23612			1000	13-Sep-18 09:15	FBR			Aqueous	537M Linear All/Branched/
1802887-07	0.23475			1000	13-Sep-18 09:15	FBR			Aqueous	537M Linear All/Branched/
1802887-08	0.20799			1000	13-Sep-18 09:15	FBR			Aqueous	537M Linear All/Branched/
1802887-09	0.244			1000	13-Sep-18 09:15	FBR			Aqueous	537M Linear All/Branched/
1802900-01	0.21844			1000	13-Sep-18 09:15	FBR			Aqueous	537M Linear All/Branched/
1802900-02	0.22528			1000	13-Sep-18 09:15	FBR			Aqueous	537M Linear All/Branched/
1802900-03	0.22448			1000	13-Sep-18 09:15	FBR			Aqueous	537M Linear All/Branched/
1802900-04	0.21965			1000	13-Sep-18 09:15	FBR			Aqueous	537M Linear All/Branched/
1802900-05	0.22036			1000	13-Sep-18 09:15	FBR			Aqueous	537M Linear All/Branched/
1802900-06	0.24611			1000	13-Sep-18 09:15	FBR			Aqueous	537M Linear All/Branched/
1802900-07	0.23734			1000	13-Sep-18 09:15	FBR			Aqueous	537M Linear All/Branched/
1802900-08	0.24336			1000	13-Sep-18 09:15	FBR			Aqueous	537M Linear All/Branched/
1802900-09	0.21508			1000	13-Sep-18 09:15	FBR			Aqueous	537M Linear All/Branched/
1802900-10	0.2353			1000	13-Sep-18 09:15	FBR			Aqueous	537M Linear All/Branched/
B8I0043-BLK1	0.25			1000	13-Sep-18 09:15	FBR				QC
B8I0043-BS1	0.25			1000	13-Sep-18 09:15	FBR	18H1304	10		QC

AC 9/14/18

Sample Data – PFAS Isotope Dilution Method

Dataset: F:\Projects\PFAS.PRO\Results\180925M1\180925M1-43.qld

MMM 9/27/2018

Last Altered: Wednesday, September 26, 2018 12:15:28 Pacific Daylight Time
Printed: Thursday, September 27, 2018 14:12:12 Pacific Daylight Time

Name: 180925M1_43, Date: 25-Sep-2018, Time: 20:48:04, ID: B8I0043-BLK1 Method Blank 0.25, Description: Method Blank

	#	Name	Trace	Area	IS Area	Wt/Vol	RRF	RT	Response	Conc.	%Rec	Ion Ratio	Ratio Out?
1	1	PFBA	213.0 > 168.8		7.57e3	0.250							
2	2	PFPeA	263.1 > 218.9		8.90e3	0.250							
3	3	PFBS	299.0 > 79.7		1.57e3	0.250							
4	4	4:2 FTS	327.2>307.2		2.54e3	0.250							
5	5	PFHxA	313 > 269	4.87e1	7.02e3	0.250	0.000	3.21	0.0346	0.0420		26.0	YES
6	36	13C3-PFBA	216.1 > 171.8	7.57e3	1.02e4	0.250	0.739	1.43	9.24	49.9883	100.0		
7	37	13C3-PFPeA	266. > 221.8	8.90e3	1.82e4	0.250	0.490	2.42	6.12	44.5997	89.2		
8	38	13C3-PFBS	302. > 98.8	1.57e3	3.02e3	0.250	0.520	2.71	6.50	49.8009	99.6		
9	39	13C2-4:2 FTS	329.2>308.9	2.54e3	3.02e3	0.250	0.840	3.12	10.5	48.6924	97.4		
10	40	13C2-PFHxA	315 > 270	7.02e3	1.82e4	0.250	0.966	3.21	4.83	19.3664	96.8		
11	-1												
12	7	PFHpA	363.0 > 318.9		8.94e3	0.250							
13	6	PFPeS	349.1>80.1		1.57e3	0.250							
14	8	L-PFHxS	398.9 > 79.6	6.26e0	1.30e3	0.250	0.000	3.98	0.0601	0.1341		6.82	YES
15	9	Br-PFHxS	398.9 > 79.6		1.30e3	0.250							
16	68	Total PFHxS	398.9 > 79.6	6.26e0	1.30e3	0.250			0.0601	0.1341			
17	41	13C4-PFHpA	367.2 > 321.8	8.94e3	1.82e4	0.250	0.492	3.84	6.15	46.6319	93.3		
18	38	13C3-PFBS	302. > 98.8	1.57e3	3.02e3	0.250	0.520	2.71	6.50	49.8009	99.6		
19	42	18O2-PFHxS	403.0 > 102.6	1.30e3	3.02e3	0.250	0.430	3.98	5.38	49.2368	98.5		
20	42	18O2-PFHxS	403.0 > 102.6	1.30e3	3.02e3	0.250	0.430	3.98	5.38	49.2368	98.5		
21	42	18O2-PFHxS	403.0 > 102.6	1.30e3	3.02e3	0.250	0.430	3.98	5.38	49.2368	98.5		
22	-1												
23	10	6:2 FTS	427.1 > 407	1.06e1	2.77e3	0.250	0.000	4.30	0.0478	0.0274		2.70	NO
24	13	PFHpS	449 > 80.0		3.15e3	0.250							
25	11	L-PFOA	412.8 > 368.9		1.39e4	0.250							
26	12	Br-PFOA	412.8 > 368.9		1.39e4	0.250							
27	69	Total PFOA	412.8 > 368.9	0.00e0	1.39e4	0.250			0.000				
28	43	13C2-6:2 FTS	429.1 > 408.9	2.77e3	3.26e3	0.250	0.849	4.31	10.6	46.4529	92.9		
29	44	13C2-PFOA	414.9 > 369.7	1.39e4	2.54e4	0.250	0.545	4.36	6.82	48.2324	96.5		
30	44	13C2-PFOA	414.9 > 369.7	1.39e4	2.54e4	0.250	0.545	4.36	6.82	48.2324	96.5		
31	44	13C2-PFOA	414.9 > 369.7	1.39e4	2.54e4	0.250	0.545	4.36	6.82	48.2324	96.5		
32	44	13C2-PFOA	414.9 > 369.7	1.39e4	2.54e4	0.250	0.545	4.36	6.82	48.2324	96.5		
33	-1												
34	14	PFNA	463.0 > 418.8	1.58e1	1.60e4	0.250	0.000	4.80	0.0123	0.0290		3.41	NO
35	15	PFOSA	497.9 > 77.9		2.33e3	0.250							
36	16	L-PFOS	498.9 > 79.9		3.15e3	0.250							
37	17	Br-PFOS	498.9 > 79.9		3.15e3	0.250							

GM 9/27/2018

Dataset: F:\Projects\PFAS.PRO\Results\180925M1\180925M1-43.qld

MMM 9/27/2018

Last Altered: Wednesday, September 26, 2018 12:15:28 Pacific Daylight Time
Printed: Thursday, September 27, 2018 14:12:12 Pacific Daylight Time

Name: 180925M1_43, Date: 25-Sep-2018, Time: 20:48:04, ID: B8I0043-BLK1 Method Blank 0.25, Description: Method Blank

	#	Name	Trace	Area	IS Area	Wt/Vol	RRF	RT	Response	Conc.	%Rec	Ion Ratio	Ratio Out?
38	70	Total PFOS	498.9 > 79.9	0.00e0	3.15e3	0.250			0.000				
39	45	13C5-PFNA	468.2 > 422.9	1.60e4	1.92e4	0.250	0.832	4.80	10.4	42.0426	84.1		
40	46	13C8-PFOSA	506.1 > 77.7	2.33e3	2.52e4	0.250	0.0925	4.85	1.16	22.0374	44.1		
41	47	13C8-PFOS	507.0 > 79.9	3.15e3	3.26e3	0.250	0.966	4.88	12.1	45.8617	91.7		
42	47	13C8-PFOS	507.0 > 79.9	3.15e3	3.26e3	0.250	0.966	4.88	12.1	45.8617	91.7		
43	47	13C8-PFOS	507.0 > 79.9	3.15e3	3.26e3	0.250	0.966	4.88	12.1	45.8617	91.7		
44	-1												
45	18	PFDA	513 > 468.8	1.55e1	1.39e4	0.250	0.000	5.17	0.0139	0.1117		31.7	YES
46	19	8:2 FTS	527 > 506.9		2.41e3	0.250							
47	20	PFNS	549.1 > 80.1		3.15e3	0.250							
48	26	PFDS	598.8 > 79.9		3.15e3	0.250							
49	25	PFUdA	563.0 > 518.9		1.68e4	0.250							
50	48	13C2-PFDA	515.1 > 469.9	1.39e4	1.73e4	0.250	0.800	5.17	10.0	37.4516	74.9		
51	49	13C2-8:2 FTS	529.1 > 508.7	2.41e3	3.26e3	0.250	0.739	5.14	9.24	50.6927	101.4		
52	47	13C8-PFOS	507.0 > 79.9	3.15e3	3.26e3	0.250	0.966	4.88	12.1	45.8617	91.7		
53	47	13C8-PFOS	507.0 > 79.9	3.15e3	3.26e3	0.250	0.966	4.88	12.1	45.8617	91.7		
54	51	13C2-PFUdA	565 > 519.8	1.68e4	2.52e4	0.250	0.669	5.49	8.36	34.6116	69.2		
55	-1												
56	21	L-MeFOSAA	570 > 419		3.74e3	0.250							
57	22	Br-MeFOSAA	570. > 419		3.74e3	0.250							
58	71	Total N-MeFOSAA	570. > 419	0.00e0	3.74e3	0.250			0.000				
59	29	PFTrDA	662.9 > 618.9		1.66e4	0.250							
60	30	PFTeDA	712.8 > 669.0	5.23e1	1.35e4	0.250	0.000	6.23	0.0485			16.8	NO
61	50	d3-N-MeFOSAA	573.3 > 419	3.74e3	2.52e4	0.250	0.149	5.31	1.86	30.2759	60.6		
62	50	d3-N-MeFOSAA	573.3 > 419	3.74e3	2.52e4	0.250	0.149	5.31	1.86	30.2759	60.6		
63	50	d3-N-MeFOSAA	573.3 > 419	3.74e3	2.52e4	0.250	0.149	5.31	1.86	30.2759	60.6		
64	53	13C2-PFDoA	615.0 > 569.7	1.66e4	1.73e4	0.250	0.959	5.77	12.0	37.2402	74.5		
65	55	13C2-PFTeDA	714.8 > 669.6	1.35e4	2.52e4	0.250	0.536	6.23	6.70	42.2492	84.5		
66	-1												
67	23	L-EtFOSAA	584.1 > 419		4.77e3	0.250							
68	24	Br-ETFOSAA	584.1 > 419		4.77e3	0.250							
69	72	Total N-EtFOSAA	584.1 > 419	0.00e0	4.77e3	0.250			0.000				
70	27	PFDoA	612.9 > 569.0		1.66e4	0.250							
71	73	TCDA	498.3>106.9			0.250							
72	52	d5-N-EtFOSAA	589.3 > 419	4.77e3	2.52e4	0.250	0.190	5.47	2.37	34.2562	68.5		
73	52	d5-N-EtFOSAA	589.3 > 419	4.77e3	2.52e4	0.250	0.190	5.47	2.37	34.2562	68.5		
74	52	d5-N-EtFOSAA	589.3 > 419	4.77e3	2.52e4	0.250	0.190	5.47	2.37	34.2562	68.5		

GM 9/27/2018

Dataset: F:\Projects\PFAS.PRO\Results\180925M1\180925M1-43.qld

MMM 9/27/2018

Last Altered: Wednesday, September 26, 2018 12:15:28 Pacific Daylight Time
Printed: Thursday, September 27, 2018 14:12:12 Pacific Daylight Time

Name: 180925M1_43, Date: 25-Sep-2018, Time: 20:48:04, ID: B8I0043-BLK1 Method Blank 0.25, Description: Method Blank

	#	Name	Trace	Area	IS Area	Wt/Vol	RRF	RT	Response	Conc.	%Rec	Ion Ratio	Ratio Out?
75	53	13C2-PFDoA	615.0 > 569.7	1.66e4	1.73e4	0.250	0.959	5.77	12.0	37.2402	74.5		
76	47	13C8-PFOS	507.0 > 79.9	3.15e3	3.26e3	0.250	0.966	4.88	12.1	45.8617	91.7		
77	-1												
78	60	13C4-PFBA	217. > 172	1.02e4	1.02e4	0.250	1.00	1.43	12.5	50.0000	100.0		
79	61	13C5-PFHxA	318 > 272.9	1.82e4	1.82e4	0.250	1.00	3.21	12.5	50.0000	100.0		
80	62	13C3-PFHxS	401.8 > 79.9	3.02e3	3.02e3	0.250	1.00	3.98	12.5	50.0000	100.0		
81	63	13C8-PFOA	420.9 > 376	2.54e4	2.54e4	0.250	1.00	4.36	12.5	50.0000	100.0		
82	64	13C9-PFNA	472.2 > 426.9	1.92e4	1.92e4	0.250	1.00	4.80	12.5	50.0000	100.0		
83	65	13C4-PFOS	503 > 79.9	3.26e3	3.26e3	0.250	1.00	4.88	12.5	50.0000	100.0		
84	66	13C6-PFDA	519.1 > 473.7	1.73e4	1.73e4	0.250	1.00	5.17	12.5	50.0000	100.0		
85	67	13C7-PFUdA	570.1 > 524.8	2.52e4	2.52e4	0.250	1.00	5.49	12.5	50.0000	100.0		

GM 9/27/2018

Dataset: F:\Projects\PFAS.PRO\Results\180925M1\180925M1-43.qld

MMM 9/27/2018

Last Altered: Wednesday, September 26, 2018 12:15:28 Pacific Daylight Time
Printed: Thursday, September 27, 2018 14:12:12 Pacific Daylight Time

Method: Z:\Projects\PFAS.PRO\MethDB\PFAS_FULL_80C_092518.mdb 26 Sep 2018 09:51:35
Calibration: Z:\Projects\PFAS.PRO\CurveDB\C18_VAL-PFAS_Q4_09-25-18.cdb 26 Sep 2018 10:07:46

Name: 180925M1_43, Date: 25-Sep-2018, Time: 20:48:04, ID: B8I0043-BLK1 Method Blank 0.25, Description: Method Blank

PFBA

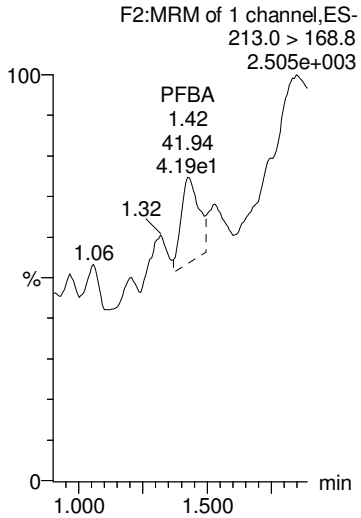

PFPeA

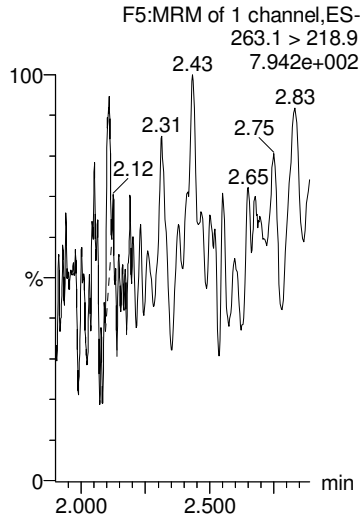

PFBS

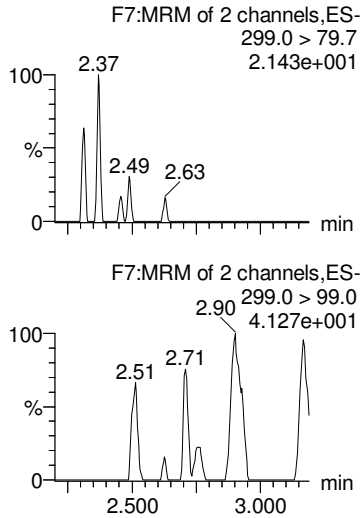

4:2 FTS

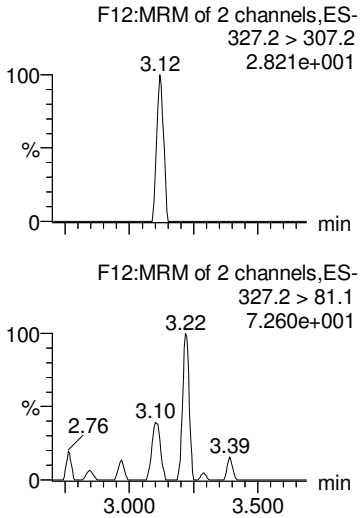

PFHxA

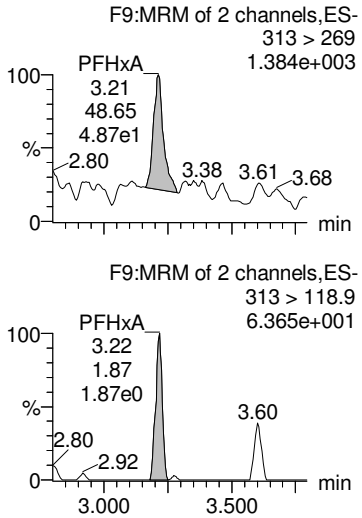

13C3-PFBA

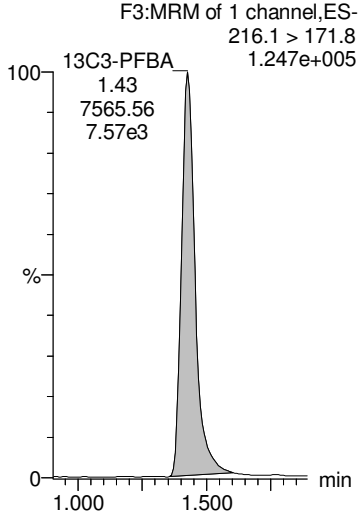

13C3-PFPeA

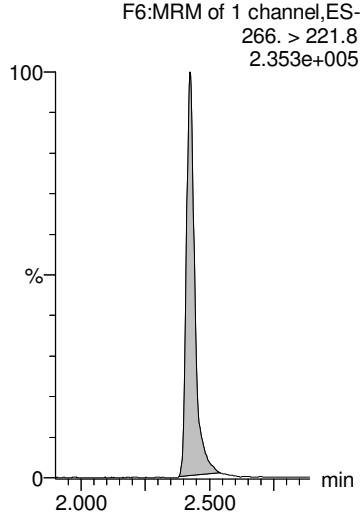

13C3-PFBS

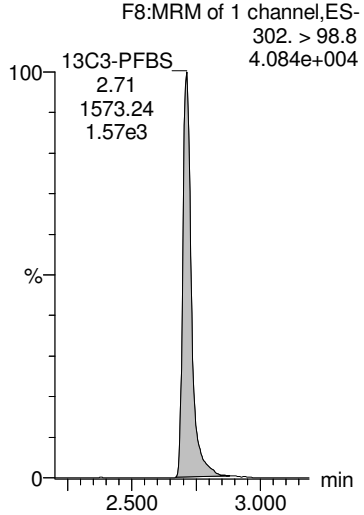

13C2-4:2 FTS

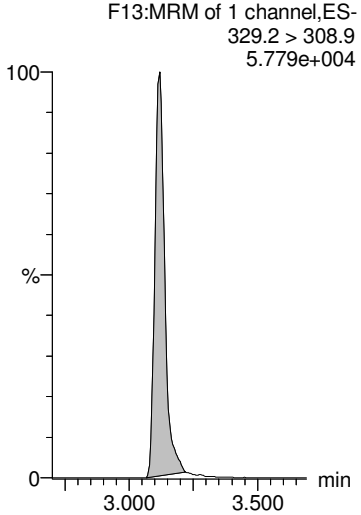

13C2-PFHxA

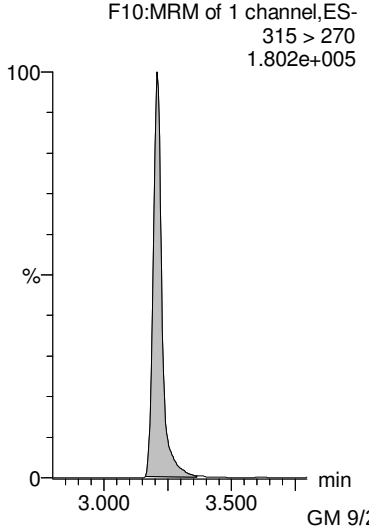

GM 9/27/2018

Dataset: F:\Projects\PFAS.PRO\Results\180925M1\180925M1-43.qld

MMM 9/27/2018

Last Altered: Wednesday, September 26, 2018 12:15:28 Pacific Daylight Time
Printed: Thursday, September 27, 2018 14:12:12 Pacific Daylight Time

Name: 180925M1_43, Date: 25-Sep-2018, Time: 20:48:04, ID: B8I0043-BLK1 Method Blank 0.25, Description: Method Blank

PFHpA

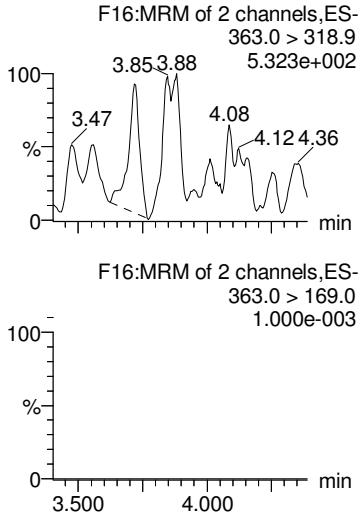

PFPeS

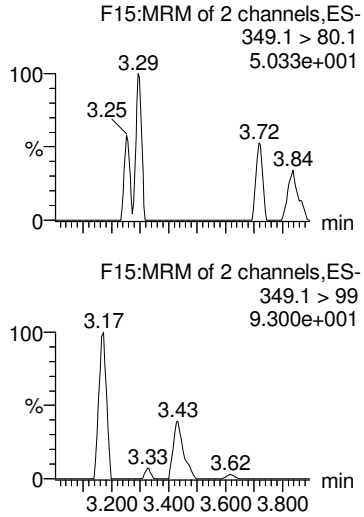

L-PFHxS

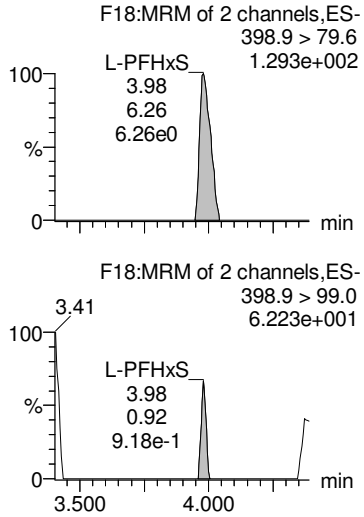

Br-PFHxS

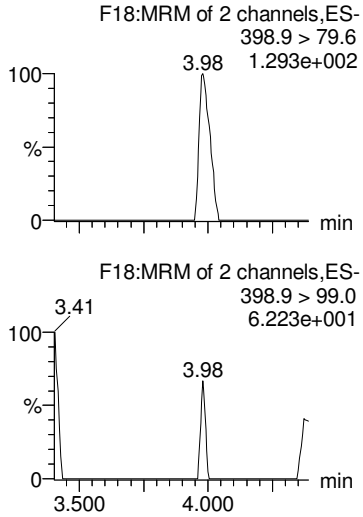

Total PFHxS

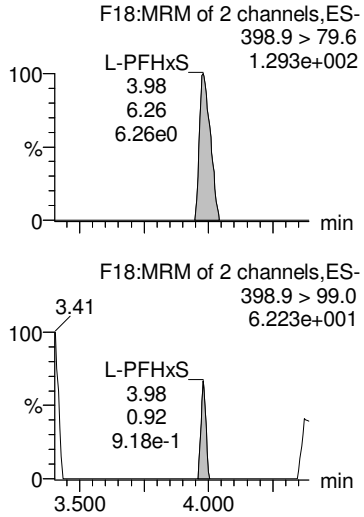

13C4-PFHpA

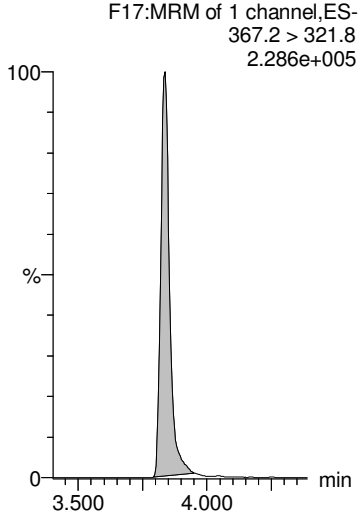

13C3-PFBS

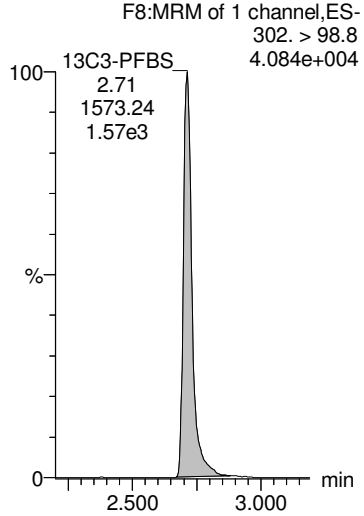

18O2-PFHxS

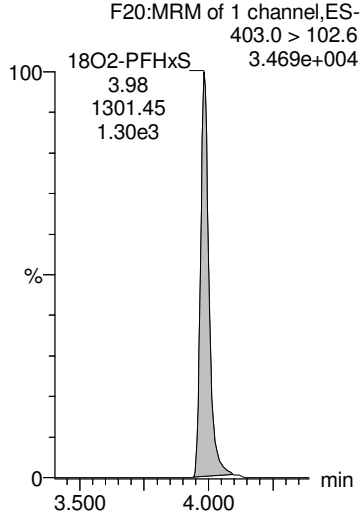

18O2-PFHxS

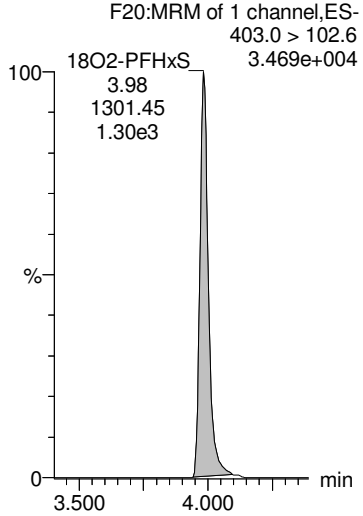

18O2-PFHxS

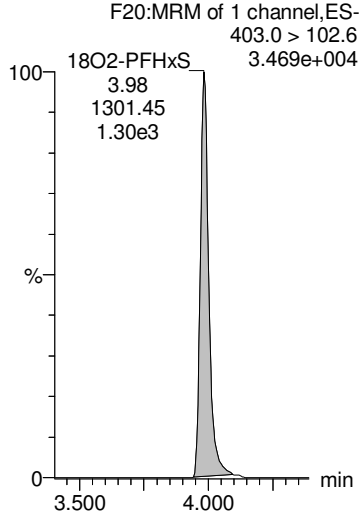

GM 9/27/2018

Dataset: F:\Projects\PFAS.PRO\Results\180925M1\180925M1-43.qld

MMM 9/27/2018

Last Altered: Wednesday, September 26, 2018 12:15:28 Pacific Daylight Time
Printed: Thursday, September 27, 2018 14:12:12 Pacific Daylight Time

Name: 180925M1_43, Date: 25-Sep-2018, Time: 20:48:04, ID: B8I0043-BLK1 Method Blank 0.25, Description: Method Blank

6:2 FTS

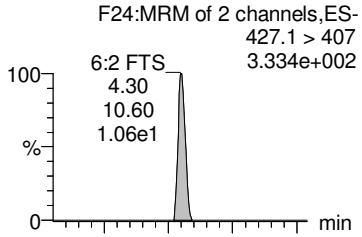

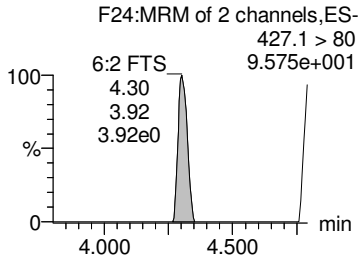

PFHpS

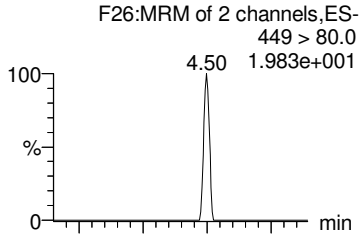

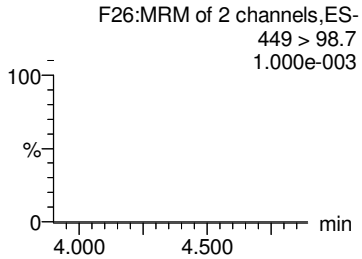

L-PFOA

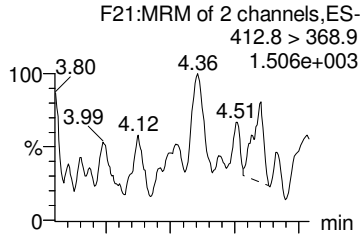

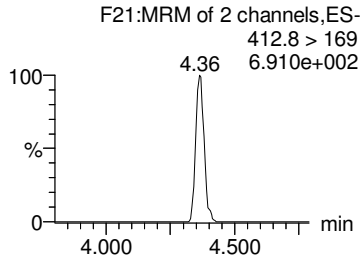

Br-PFOA

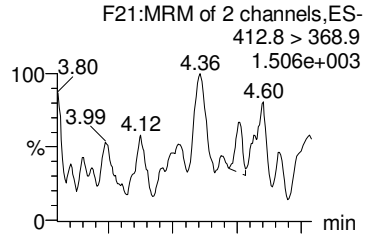

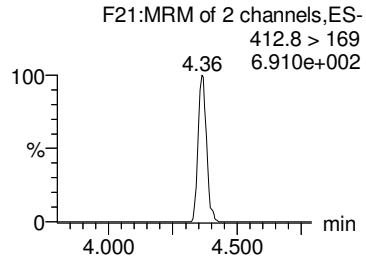

Total PFOA

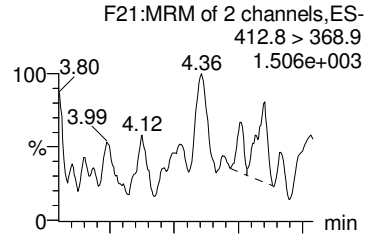

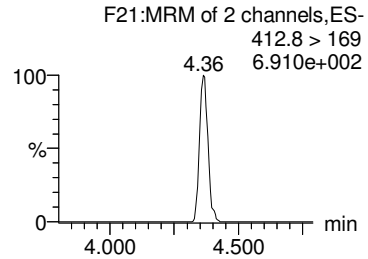

13C2-6:2 FTS

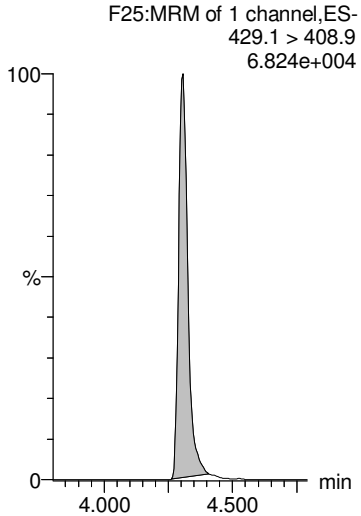

13C2-PFOA

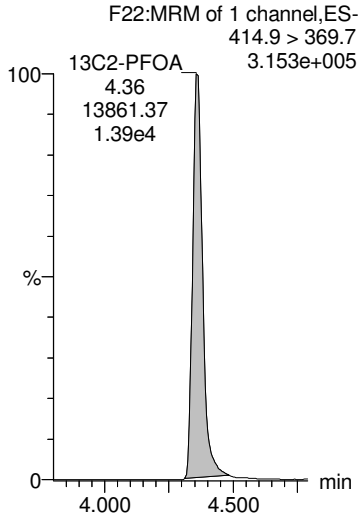

13C2-PFOA

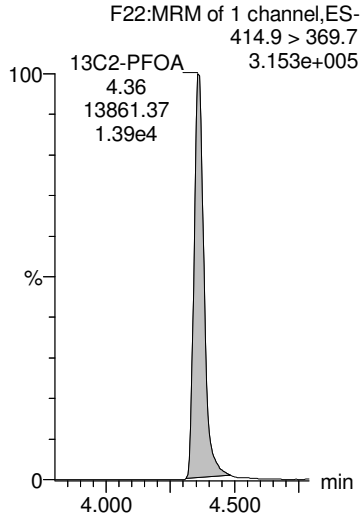

13C2-PFOA

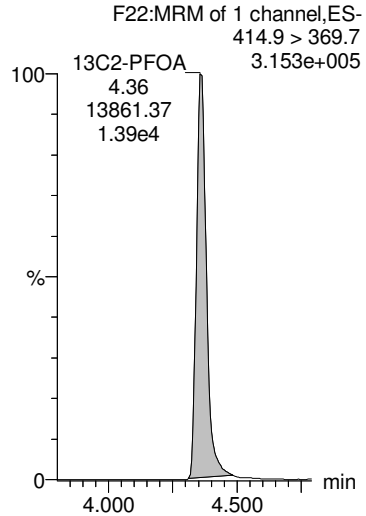

13C2-PFOA

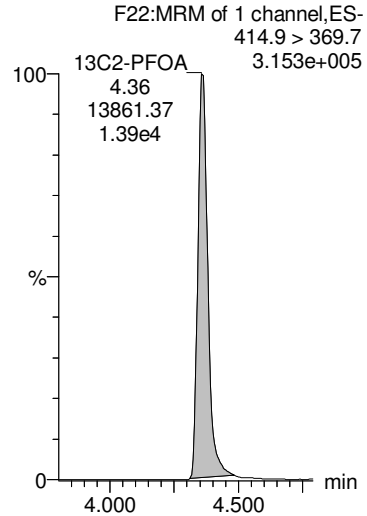

GM 9/27/2018

Dataset: F:\Projects\PFAS.PRO\Results\180925M1\180925M1-43.qld

MMM 9/27/2018

Last Altered: Wednesday, September 26, 2018 12:15:28 Pacific Daylight Time
Printed: Thursday, September 27, 2018 14:12:12 Pacific Daylight Time

Name: 180925M1_43, Date: 25-Sep-2018, Time: 20:48:04, ID: B8I0043-BLK1 Method Blank 0.25, Description: Method Blank

PFNA

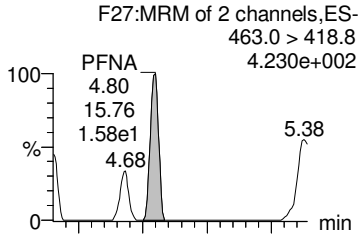

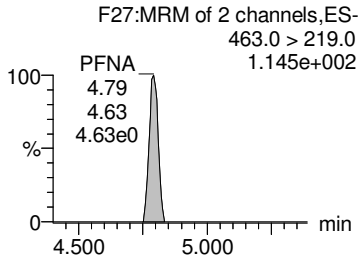

PFOSA

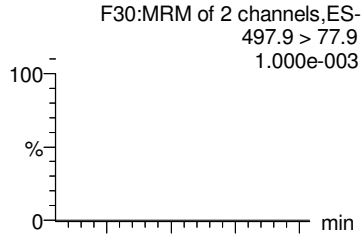

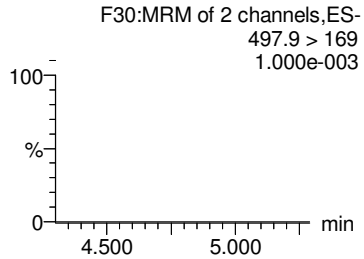

L-PFOS

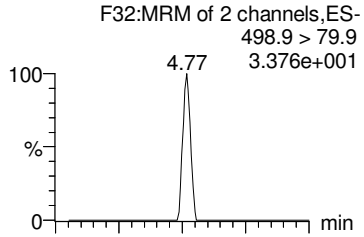

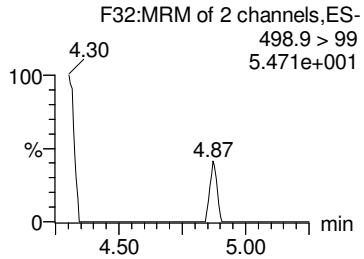

Br-PFOS

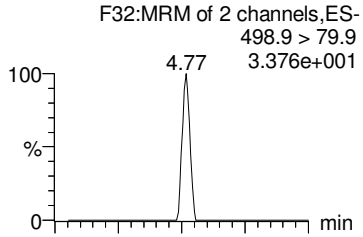

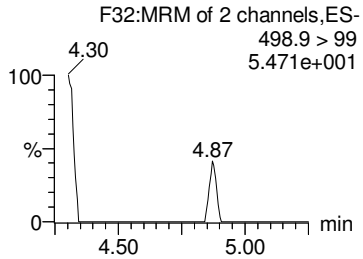

Total PFOS

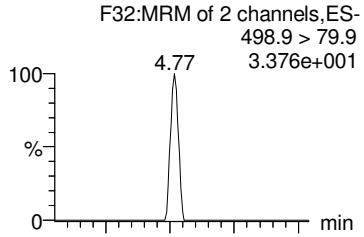

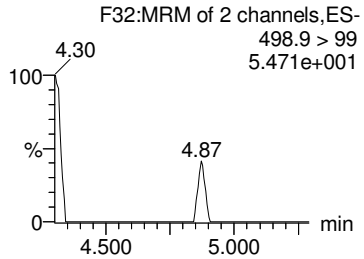

13C5-PFNA

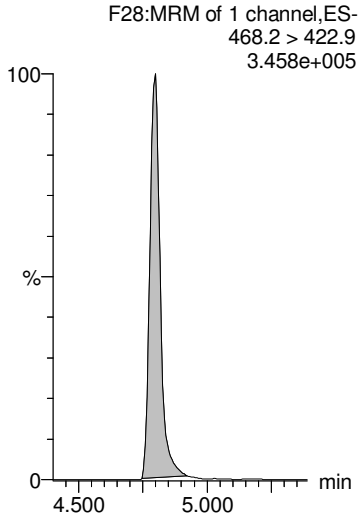

13C8-PFOSA

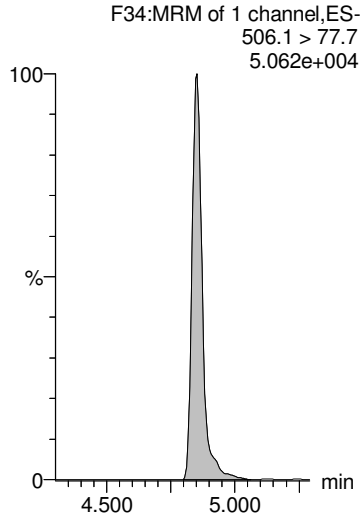

13C8-PFOS

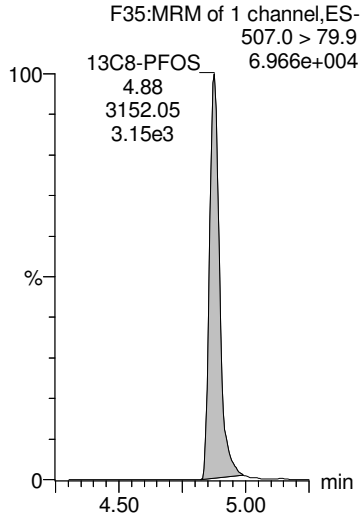

13C8-PFOS

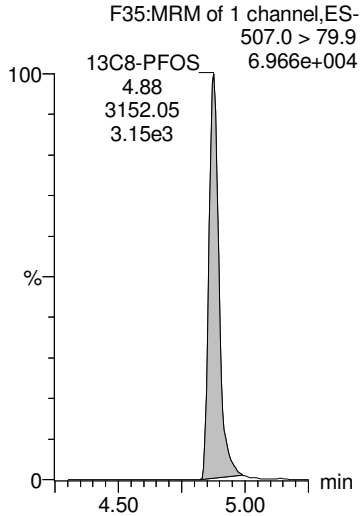

13C8-PFOS

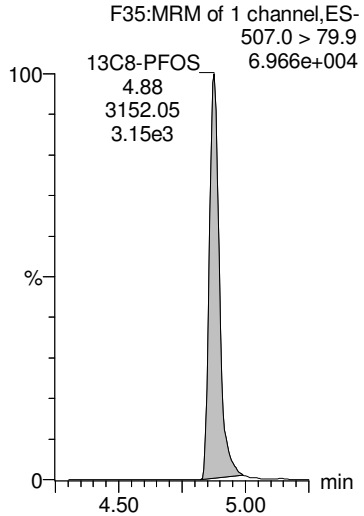

GM 9/27/2018

Dataset: F:\Projects\PFAS.PRO\Results\180925M1\180925M1-43.qld

MMM 9/27/2018

Last Altered: Wednesday, September 26, 2018 12:15:28 Pacific Daylight Time
Printed: Thursday, September 27, 2018 14:12:12 Pacific Daylight Time

Name: 180925M1_43, Date: 25-Sep-2018, Time: 20:48:04, ID: B8I0043-BLK1 Method Blank 0.25, Description: Method Blank

PFDA

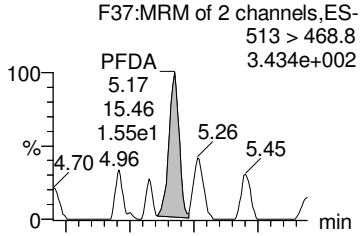

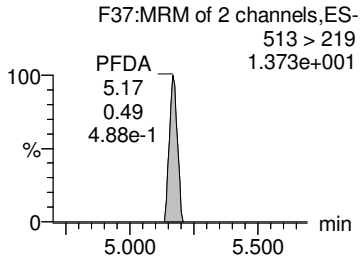

8:2 FTS

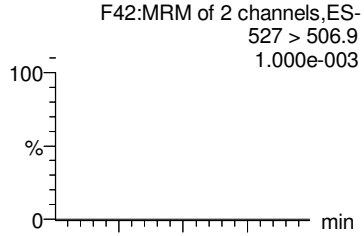

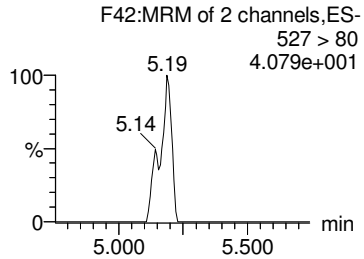

PFNS

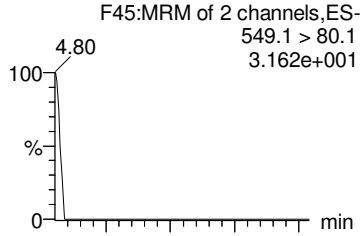

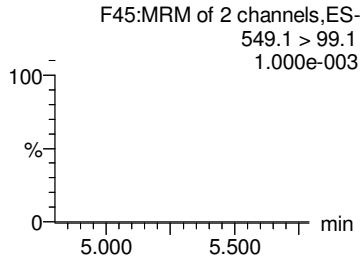

PFDS

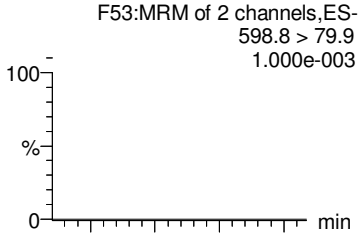

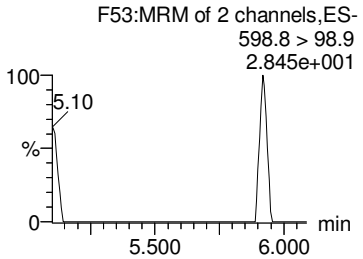

PFUdA

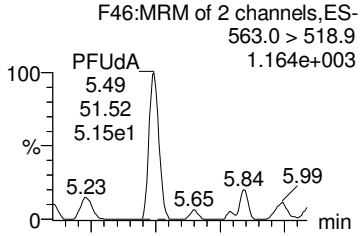

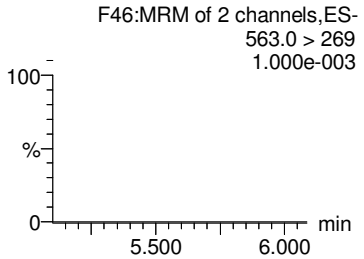

13C2-PFDA

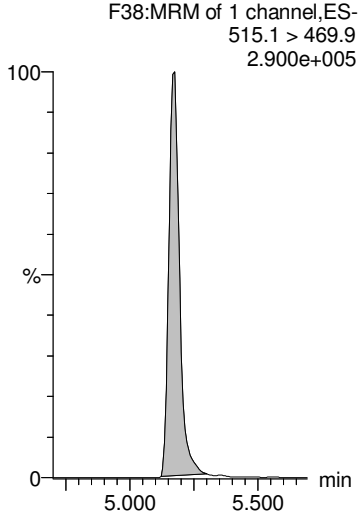

13C2-8:2 FTS

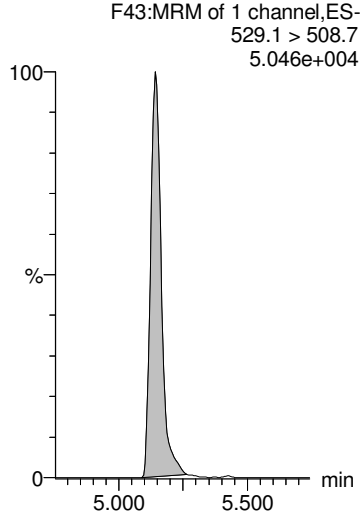

13C8-PFOS

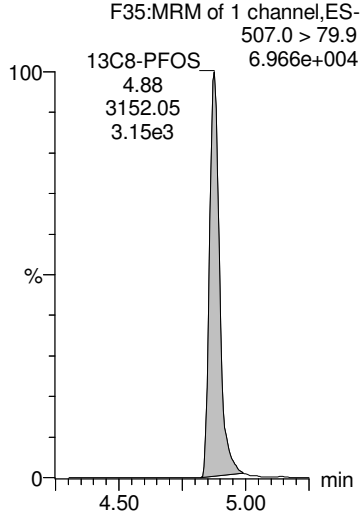

13C8-PFOS

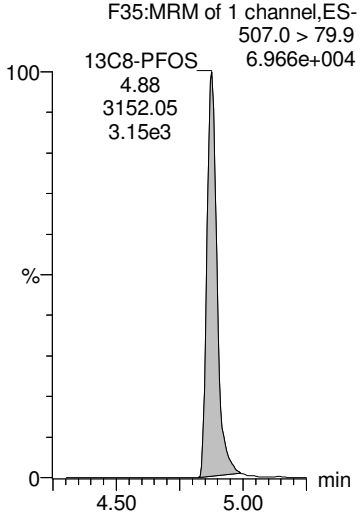

13C2-PFUdA

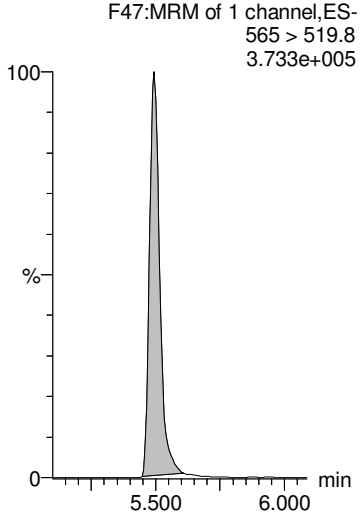

GM 9/27/2018

Dataset: F:\Projects\PFAS.PRO\Results\180925M1\180925M1-43.qld

MMM 9/27/2018

Last Altered: Wednesday, September 26, 2018 12:15:28 Pacific Daylight Time
Printed: Thursday, September 27, 2018 14:12:12 Pacific Daylight Time

Name: 180925M1_43, Date: 25-Sep-2018, Time: 20:48:04, ID: B8I0043-BLK1 Method Blank 0.25, Description: Method Blank

L-MeFOSAA

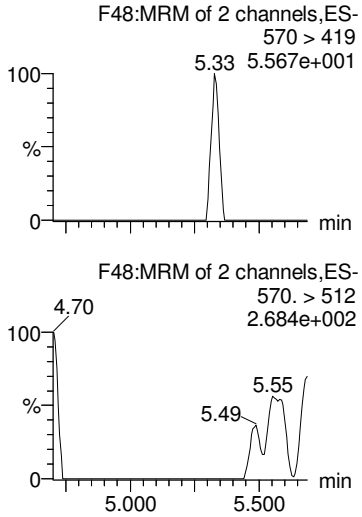

Br-MeFOSAA

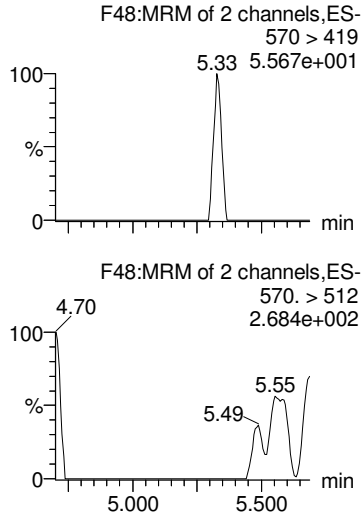

Total N-MeFOSAA

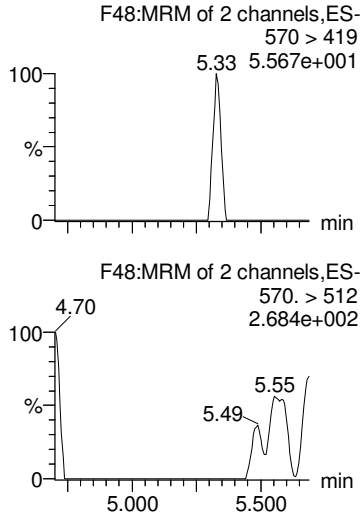

PFTrDA

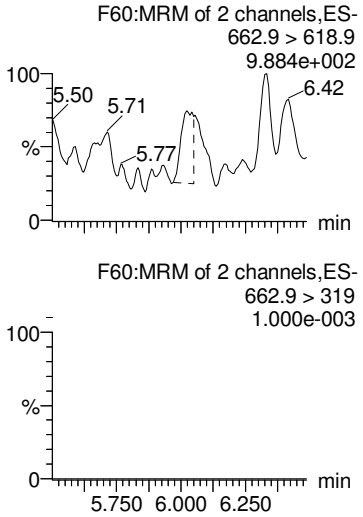

PFTeDA

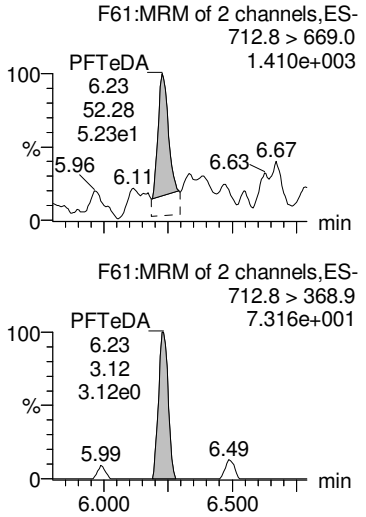

d3-N-MeFOSAA

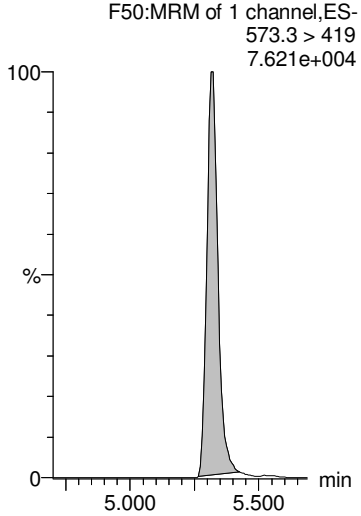

d3-N-MeFOSAA

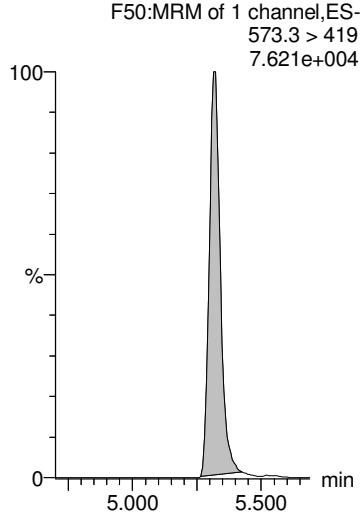

d3-N-MeFOSAA

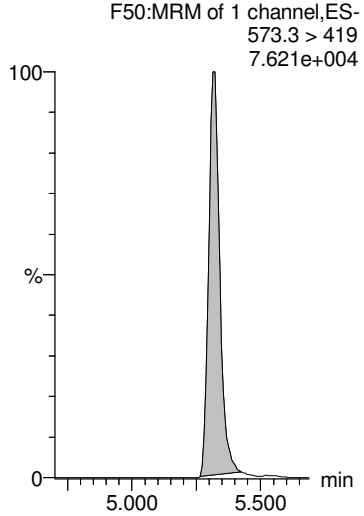

13C2-PFDoA

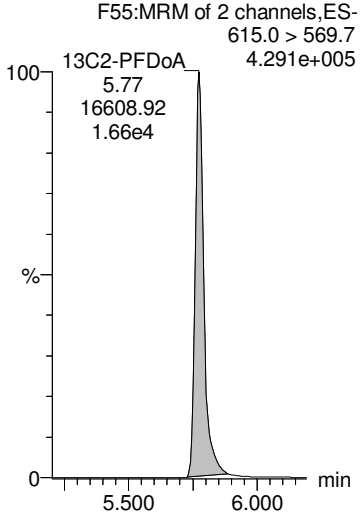

13C2-PFTeDA

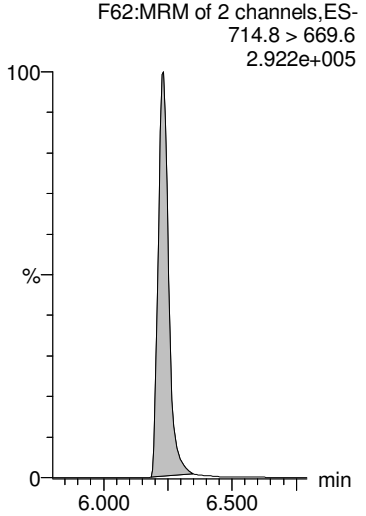

GM 9/27/2018

Dataset: F:\Projects\PFAS.PRO\Results\180925M1\180925M1-43.qld

MMM 9/27/2018

Last Altered: Wednesday, September 26, 2018 12:15:28 Pacific Daylight Time
Printed: Thursday, September 27, 2018 14:12:12 Pacific Daylight Time

Name: 180925M1_43, Date: 25-Sep-2018, Time: 20:48:04, ID: B8I0043-BLK1 Method Blank 0.25, Description: Method Blank

L-EtFOSAA

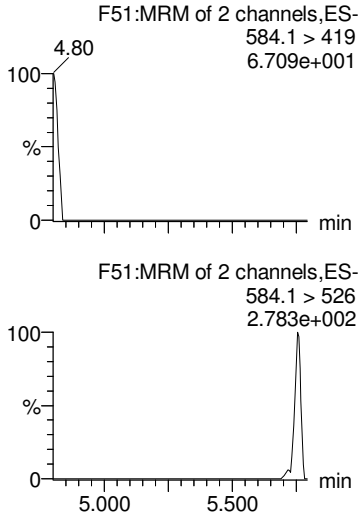

Br-ETFOSAA

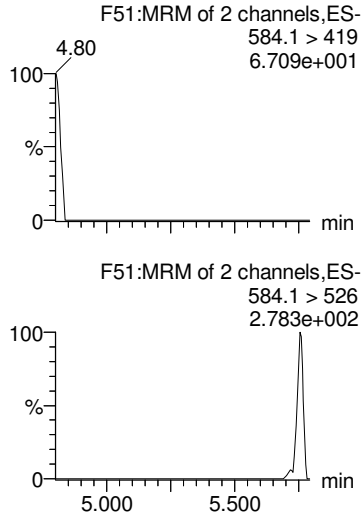

Total N-EtFOSAA

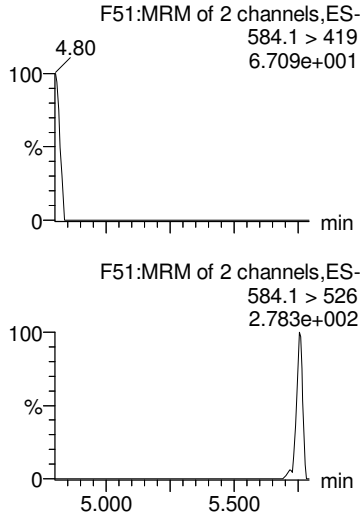

PFDoA

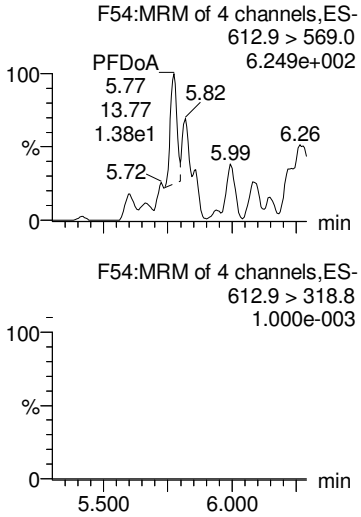

TCDA

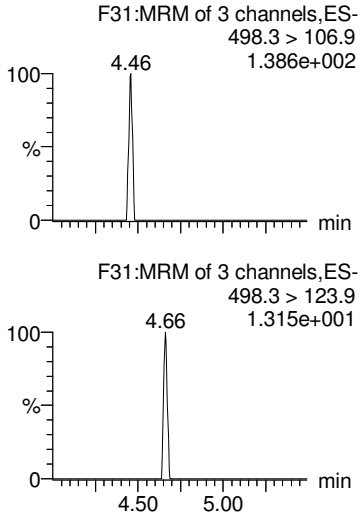

d5-N-EtFOSAA

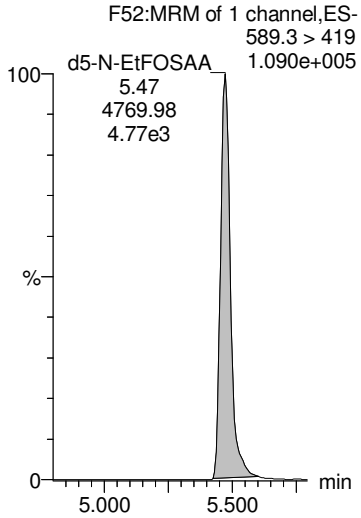

d5-N-EtFOSAA

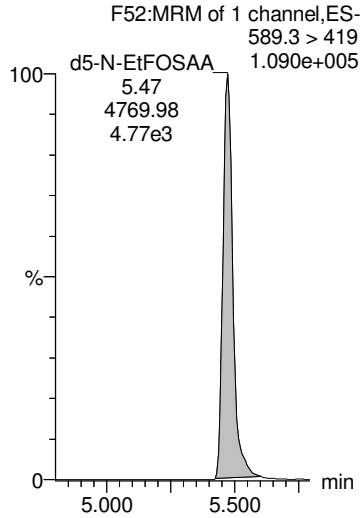

d5-N-EtFOSAA

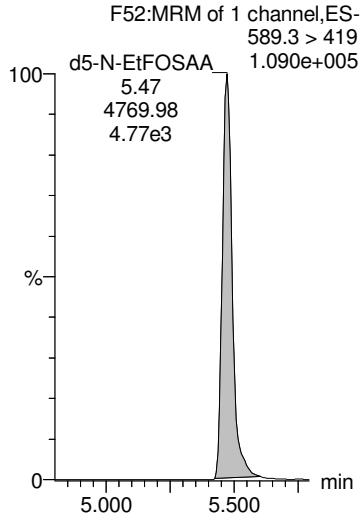

13C2-PFDoA

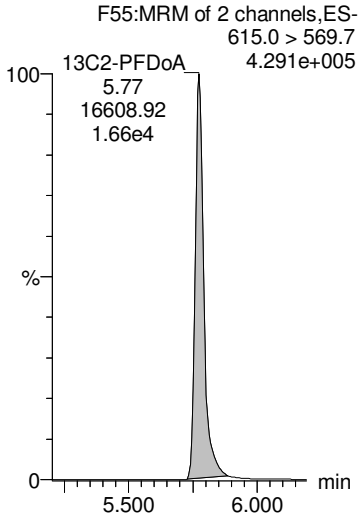

13C8-PFOS

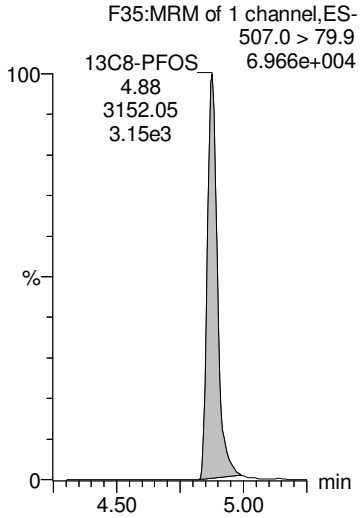

GM 9/27/2018

Dataset: F:\Projects\PFAS.PRO\Results\180925M1\180925M1-43.qld

MMM 9/27/2018

Last Altered: Wednesday, September 26, 2018 12:15:28 Pacific Daylight Time
Printed: Thursday, September 27, 2018 14:12:12 Pacific Daylight Time

Name: 180925M1_43, Date: 25-Sep-2018, Time: 20:48:04, ID: B8I0043-BLK1 Method Blank 0.25, Description: Method Blank

13C4-PFBA

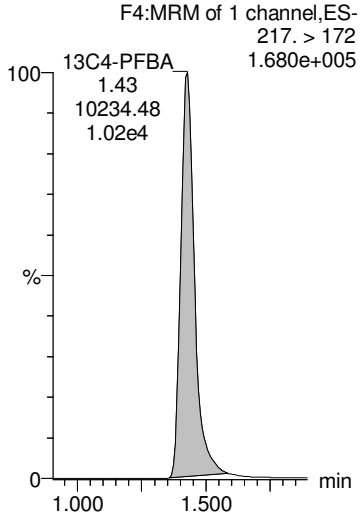

13C5-PFHxA

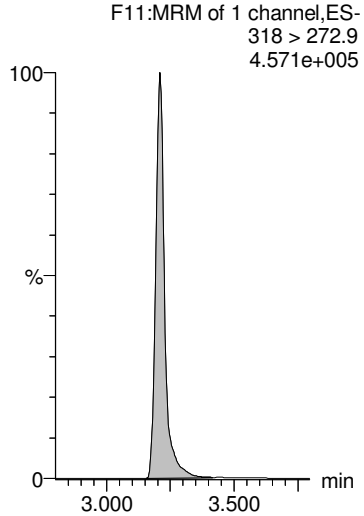

13C3-PFHxS

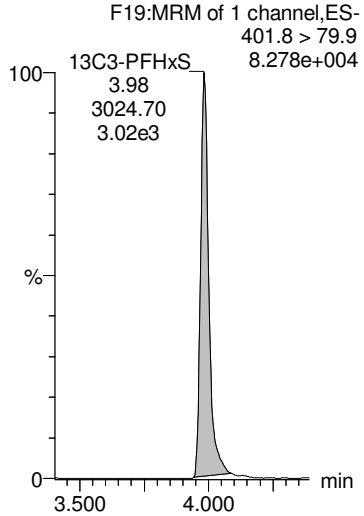

13C8-PFOA

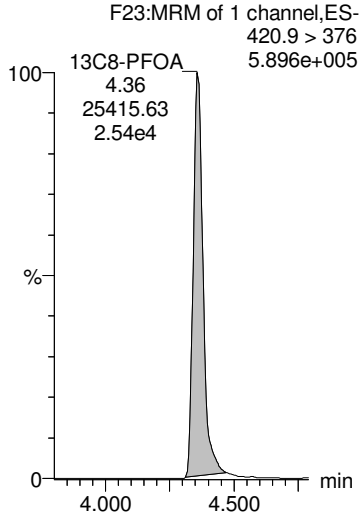

13C9-PFNA

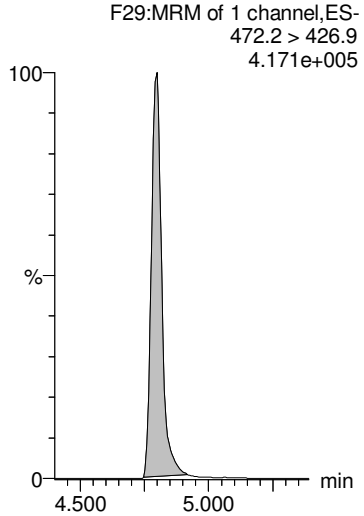

13C4-PFOS

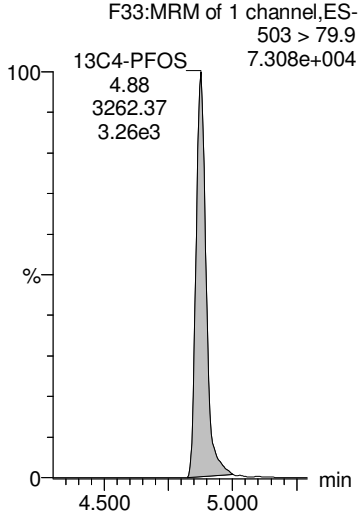

13C6-PFDA

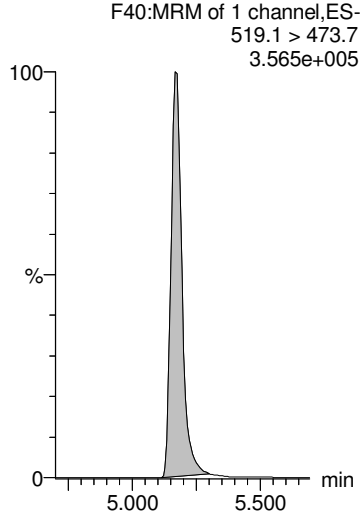

13C7-PFUdA

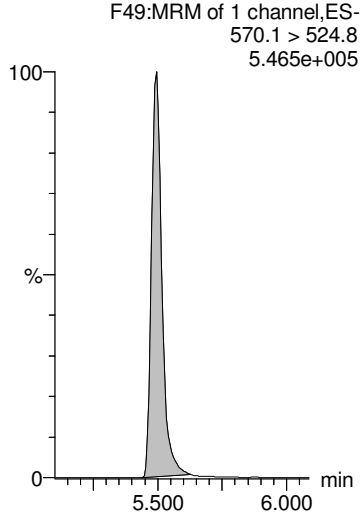

GM 9/27/2018

MMM 9/26/2018

Dataset: Z:\Projects\PFAS.PRO\Results\180925M1\180925M1-42.qld

Last Altered: Wednesday, September 26, 2018 12:11:40 Pacific Daylight Time
Printed: Wednesday, September 26, 2018 12:12:20 Pacific Daylight Time

Name: 180925M1_42, Date: 25-Sep-2018, Time: 20:37:25, ID: B8I0043-BS1 OPR 0.25, Description: OPR

	#	Name	Trace	Area	IS Area	wt/vol	RRF	RT	Respon...	Conc.	%Rec	Ion Ratio	Ratio Out?	
1	1	PFBA	213.0 > 168.8	7.30e3	7.26e3	0.250	1.26	1.42	12.6	44.0099	110.0			
2	2	PFPeA	263.1 > 218.9	7.35e3	8.74e3	0.250	1.05	2.43	10.5	41.5863	104.0			
3	3	PFBS	299.0 > 79.7	2.58e3	1.63e3	0.250	1.98	2.71	19.8	42.8597	107.1	2.70	NO	
4	4	4:2 FTS	327.2>307.2	3.16e3	2.48e3	0.250	1.60	3.12	16.0	51.3101	128.3	2.11	NO	
5	5	PFHxA	313 > 269	1.42e4	6.69e3	0.250	1.07	3.21	10.7	44.2288	110.6	15.1	NO	
6	36	13C3-PFBA	216.1 > 171.8	7.26e3	1.04e4	0.250	0.696	1.42	8.70	47.0656	94.1			
7	37	13C3-PFPeA	266. > 221.8	8.74e3	1.81e4	0.250	0.484	2.42	6.05	44.0965	88.2			
8	38	13C3-PFBS	302. > 98.8	1.63e3	3.13e3	0.250	0.521	2.71	6.51	49.8599	99.7			
9	39	13C2-4:2 FTS	329.2>308.9	2.48e3	3.13e3	0.250	0.791	3.12	9.89	45.8906	91.8			
10	40	13C2-PFHxA	315 > 270	6.69e3	1.81e4	0.250	0.926	3.21	4.63	18.5712	92.9			
11	-1													
12	6	PFPeS	349.1>80.1	2.11e3	1.63e3	0.250	1.61	3.41	16.1	42.6648	106.7	1.45	NO	
13	7	PFHpA	363.0 > 318.9	9.09e3	8.86e3	0.250	1.28	3.84	12.8	44.1843	110.5	10.7	NO	
14	8	L-PFHxS	398.9 > 79.6	2.07e3	1.23e3	0.250	2.10	3.98	21.0	46.9020	117.3	1.71	NO	
15	68	Total PFHxS	398.9 > 79.6	2.07e3	1.23e3	0.250			21.0	46.9020				
16	10	6:2 FTS	427.1 > 407	3.64e3	2.81e3	0.250	1.62	4.31	16.2	46.2644	115.7	3.44	NO	
17	38	13C3-PFBS	302. > 98.8	1.63e3	3.13e3	0.250	0.521	2.71	6.51	49.8599	99.7			
18	41	13C4-PFHpA	367.2 > 321.8	8.86e3	1.81e4	0.250	0.491	3.84	6.13	46.5023	93.0			
19	42	18O2-PFHxS	403.0 > 102.6	1.23e3	3.13e3	0.250	0.394	3.98	4.92	45.0634	90.1			
20	42	18O2-PFHxS	403.0 > 102.6	1.23e3	3.13e3	0.250	0.394	3.98	4.92	45.0634	90.1			
21	43	13C2-6:2 FTS	429.1 > 408.9	2.81e3	3.41e3	0.250	0.822	4.31	10.3	44.9917	90.0			
22	-1													
23	11	L-PFOA	412.8 > 368.9	1.98e4	1.34e4	0.250	1.84	4.36	18.4	43.2086	108.0	3.37	NO	
24	69	Total PFOA	412.8 > 368.9	1.98e4	1.34e4	0.250			18.4	43.2086				
25	13	PFHpS	449 > 80.0	2.55e3	3.36e3	0.250	0.948	4.47	9.48	44.6835	111.7	1.75	NO	
26	16	L-PFOS	498.9 > 79.9	2.90e3	3.36e3	0.250	1.08	4.88	10.8	43.4460	108.6	1.94	NO	
27	70	Total PFOS	498.9 > 79.9	2.90e3	3.36e3	0.250			10.8	43.4460				
28	44	13C2-PFOA	414.9 > 369.7	1.34e4	2.67e4	0.250	0.503	4.36	6.29	44.4712	88.9			
29	44	13C2-PFOA	414.9 > 369.7	1.34e4	2.67e4	0.250	0.503	4.36	6.29	44.4712	88.9			
30	47	13C8-PFOS	507.0 > 79.9	3.36e3	3.41e3	0.250	0.985	4.88	12.3	46.7499	93.5			
31	47	13C8-PFOS	507.0 > 79.9	3.36e3	3.41e3	0.250	0.985	4.88	12.3	46.7499	93.5			
32	47	13C8-PFOS	507.0 > 79.9	3.36e3	3.41e3	0.250	0.985	4.88	12.3	46.7499	93.5			
33	-1													
34	14	PFNA	463.0 > 418.8	1.41e4	1.58e4	0.250	1.12	4.80	11.2	43.1990	108.0	3.78	NO	
35	15	PFOSA	497.9 > 77.9	1.96e3	2.08e3	0.250	1.18	4.85	11.8	45.8713	114.7	40.6	NO	AD 9/26/2018
36	18	PFDA	513 > 468.8	1.43e4	1.33e4	0.250	1.35	5.17	13.5	43.0191	107.5	4.78	NO	

MMM 9/26/2018

Dataset: Z:\Projects\PFAS.PRO\Results\180925M1\180925M1-42.qld

Last Altered: Wednesday, September 26, 2018 12:11:40 Pacific Daylight Time
Printed: Wednesday, September 26, 2018 12:12:20 Pacific Daylight Time

Name: 180925M1_42, Date: 25-Sep-2018, Time: 20:37:25, ID: B8I0043-BS1 OPR 0.25, Description: OPR

	#	Name	Trace	Area	IS Area	wt/vol	RRF	RT	Respon...	Conc.	%Rec	Ion Ratio	Ratio Out?
37	19	8:2 FTS	527 > 506.9	3.09e3	2.20e3	0.250	1.76	5.14	17.6	45.9628	114.9	2.39	NO
38	20	PFNS	549.1 > 80.1	2.02e3	3.36e3	0.250	0.750	5.23	7.50	40.5583	101.4	1.60	NO
39	45	13C5-PFNA	468.2 > 422.9	1.58e4	1.97e4	0.250	0.802	4.80	10.0	40.4944	81.0		
40	46	13C8-PFOSA	506.1 > 77.7	2.08e3	2.60e4	0.250	0.0800	4.85	1.00	19.0710	38.1		
41	48	13C2-PFDA	515.1 > 469.9	1.33e4	1.89e4	0.250	0.705	5.17	8.81	32.9874	66.0		
42	49	13C2-8:2 FTS	529.1 > 508.7	2.20e3	3.41e3	0.250	0.645	5.14	8.06	44.2188	88.4		
43	47	13C8-PFOS	507.0 > 79.9	3.36e3	3.41e3	0.250	0.985	4.88	12.3	46.7499	93.5		
44	-1												
45	21	L-MeFOSAA	570 > 419	5.10e3	4.19e3	0.250	1.52	5.32	15.2	41.8962	104.7	2.43	NO
46	71	Total N-MeFOSAA	570. > 419	5.10e3	4.19e3	0.250			15.2	41.8962			
47	23	L-EtFOSAA	584.1 > 419	4.64e3	4.96e3	0.250	1.17	5.48	11.7	44.0865	110.2	1.63	NO
48	72	Total N-EtFOSAA	584.1 > 419	4.64e3	4.96e3	0.250			11.7	44.0865			
49	25	PFUdA	563.0 > 518.9	1.38e4	1.71e4	0.250	1.01	5.50	10.1	40.1021	100.3	9.17	NO
50	50	d3-N-MeFOSAA	573.3 > 419	4.19e3	2.60e4	0.250	0.161	5.32	2.02	32.8411	65.7		
51	50	d3-N-MeFOSAA	573.3 > 419	4.19e3	2.60e4	0.250	0.161	5.32	2.02	32.8411	65.7		
52	52	d5-N-EtFOSAA	589.3 > 419	4.96e3	2.60e4	0.250	0.191	5.47	2.39	34.5501	69.1		
53	52	d5-N-EtFOSAA	589.3 > 419	4.96e3	2.60e4	0.250	0.191	5.47	2.39	34.5501	69.1		
54	51	13C2-PFUdA	565 > 519.8	1.71e4	2.60e4	0.250	0.659	5.50	8.23	34.1001	68.2		
55	-1												
56	26	PFDS	598.8 > 79.9	2.75e3	3.36e3	0.250	1.02	5.54	10.2	40.0731	100.2	1.72	NO
57	27	PFDoA	612.9 > 569.0	1.87e4	1.76e4	0.250	1.32	5.78	13.2	41.7009	104.3	9.30	NO
58	29	PFTrDA	662.9 > 618.9	2.00e4	1.76e4	0.250	1.42	6.02	14.2	43.3961	108.5	23.7	NO
59	30	PFTeDA	712.8 > 669.0	2.01e4	1.34e4	0.250	1.87	6.23	18.7	42.0391	105.1	14.6	NO
60	28	N-MeFOSA	512.1 > 168.9	8.82e2		0.250	0.000	5.80				1.76	NO
61	47	13C8-PFOS	507.0 > 79.9	3.36e3	3.41e3	0.250	0.985	4.88	12.3	46.7499	93.5		
62	53	13C2-PFDoA	615.0 > 569.7	1.76e4	1.89e4	0.250	0.933	5.78	11.7	36.2302	72.5		
63	53	13C2-PFDoA	615.0 > 569.7	1.76e4	1.89e4	0.250	0.933	5.78	11.7	36.2302	72.5		
64	55	13C2-PFTeDA	714.8 > 669.6	1.34e4	2.60e4	0.250	0.516	6.23	6.45	40.7021	81.4		
65	54	d3-N-MeFOSA	515.2 > 168.9		2.60e4	0.250							
66	-1												
67	31	N-EtFOSA	526.1 > 168.9	8.10e2		0.250	0.000	6.19				1.60	NO
68	32	PFHxDA	813.1 > 768.6	1.03e4	7.89e3	0.250	0.649	6.55	6.49	45.0406	112.6	23.3	NO
69	33	PFODA	913.1 > 868.8	1.32e4	7.89e3	0.250	0.837	6.77	8.37	43.2427	108.1		
70	34	N-MeFOSE	616.1 > 58.9	1.14e3		0.250	0.000	6.33					
71	35	N-EtFOSE	630.1 > 58.9	1.33e3		0.250	0.000	6.48					
72	56	d5-N-ETFOSA	531.1 > 168.9		2.60e4	0.250							

AD 9/26/2018

MMM 9/26/2018

Dataset: Z:\Projects\PFAS.PRO\Results\180925M1\180925M1-42.qld

Last Altered: Wednesday, September 26, 2018 12:11:40 Pacific Daylight Time
Printed: Wednesday, September 26, 2018 12:12:20 Pacific Daylight Time

Name: 180925M1_42, Date: 25-Sep-2018, Time: 20:37:25, ID: B8I0043-BS1 OPR 0.25, Description: OPR

	#	Name	Trace	Area	IS Area	wt/vol	RRF	RT	Respon...	Conc.	%Rec	Ion Ratio	Ratio Out?
73	57	13C2-PFHxDA	815 > 769.7	7.89e3	2.60e4	0.250	0.760	6.55	3.80	16.2032	81.0		
74	57	13C2-PFHxDA	815 > 769.7	7.89e3	2.60e4	0.250	0.760	6.55	3.80	16.2032	81.0		
75	58	d7-N-MeFOSE	623.1 > 58.9		2.60e4	0.250							
76	59	d9-N-EtFOSE	639.2 > 58.8		2.60e4	0.250							
77	-1												
78	73	TCDA	498.3>106.9			0.250							
79	61	13C5-PFHxA	318 > 272.9	1.81e4	1.81e4	0.250	1.00	3.21	12.5	50.0000	100.0		
80	60	13C4-PFBA	217. > 172	1.04e4	1.04e4	0.250	1.00	1.42	12.5	50.0000	100.0		
81	62	13C3-PFHxS	401.8 > 79.9	3.13e3	3.13e3	0.250	1.00	3.98	12.5	50.0000	100.0		
82	63	13C8-PFOA	420.9 > 376	2.67e4	2.67e4	0.250	1.00	4.36	12.5	50.0000	100.0		
83	47	13C8-PFOS	507.0 > 79.9	3.36e3	3.41e3	0.250	0.985	4.88	12.3	46.7499	93.5		
84	64	13C9-PFNA	472.2 > 426.9	1.97e4	1.97e4	0.250	1.00	4.80	12.5	50.0000	100.0		
85	65	13C4-PFOS	503 > 79.9	3.41e3	3.41e3	0.250	1.00	4.88	12.5	50.0000	100.0		
86	66	13C6-PFDA	519.1 > 473.7	1.89e4	1.89e4	0.250	1.00	5.17	12.5	50.0000	100.0		
87	67	13C7-PFUdA	570.1 > 524.8	2.60e4	2.60e4	0.250	1.00	5.50	12.5	50.0000	100.0		

AD 9/26/2018

Vista Analytical Laboratory

MMM 9/26/2018

Dataset: Z:\Projects\PFAS.PRO\Results\180925M1\180925M1-42.qld

Last Altered: Wednesday, September 26, 2018 12:11:40 Pacific Daylight Time
Printed: Wednesday, September 26, 2018 12:12:20 Pacific Daylight Time

Method: Z:\Projects\PFAS.PRO\MethDB\PFAS_FULL_80C_092518.mdb 26 Sep 2018 09:51:35
Calibration: Z:\Projects\PFAS.PRO\CurveDB\C18_VAL-PFAS_Q4_09-25-18.cdb 26 Sep 2018 10:07:46

Name: 180925M1_42, Date: 25-Sep-2018, Time: 20:37:25, ID: B8I0043-BS1 OPR 0.25, Description: OPR

PFBA

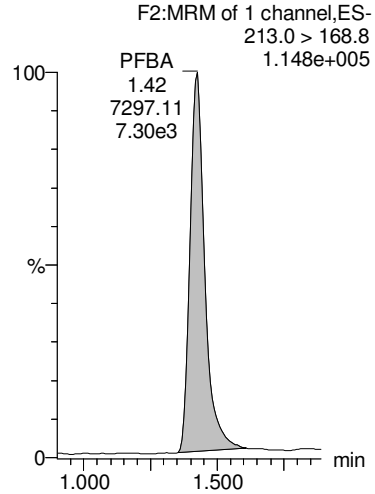

PFPeA

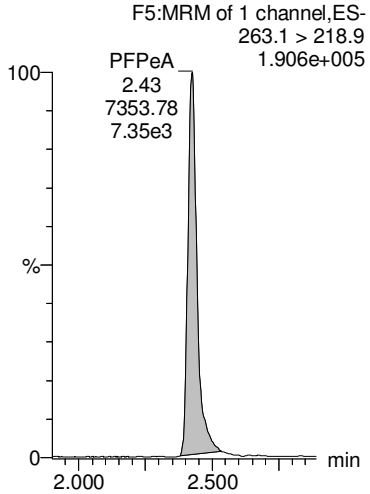

PFBS

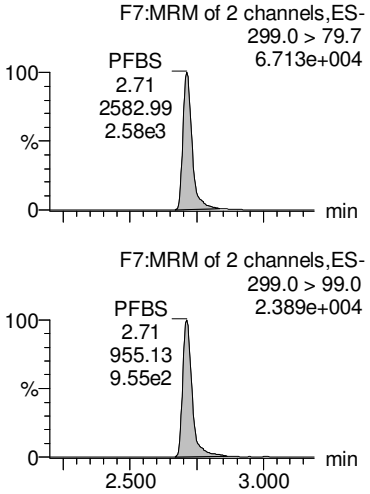

4:2 FTS

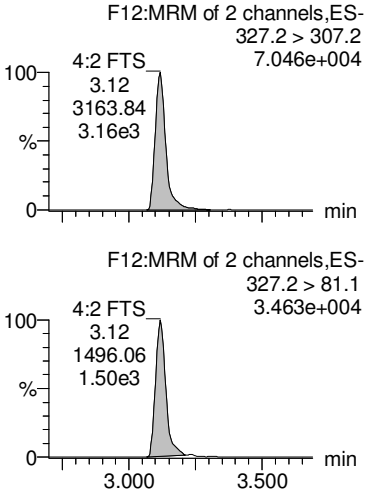

PFHxA

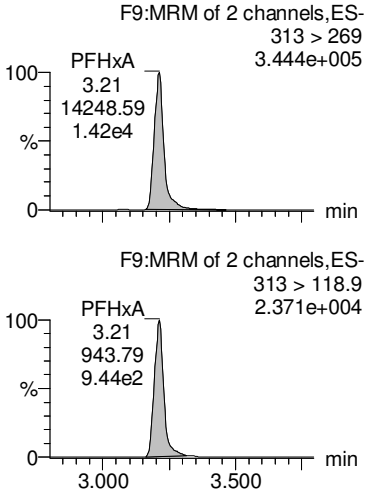

13C3-PFBA

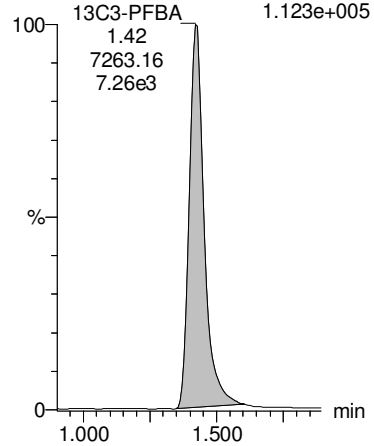

13C3-PFPeA

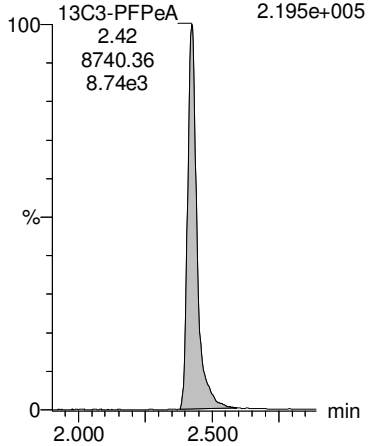

13C3-PFBS

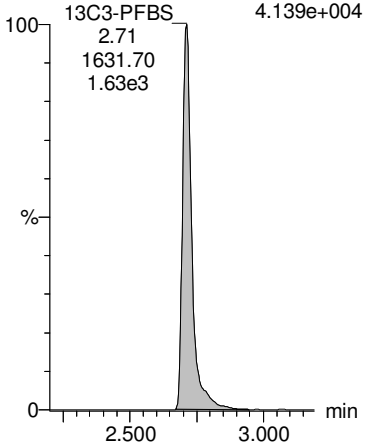

13C2-4:2 FTS

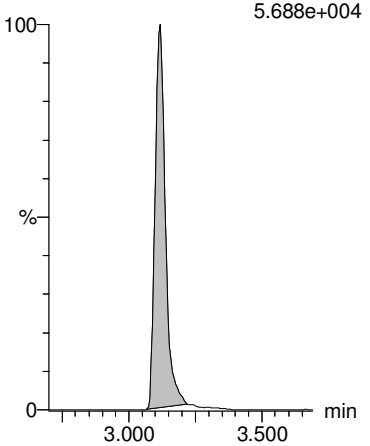

13C2-PFHxA

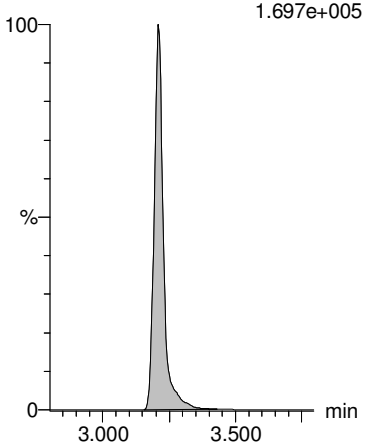

AD 9/26/2018

MMM 9/26/2018

Dataset: Z:\Projects\PFAS.PRO\Results\180925M1\180925M1-42.qld

Last Altered: Wednesday, September 26, 2018 12:11:40 Pacific Daylight Time
Printed: Wednesday, September 26, 2018 12:12:20 Pacific Daylight Time

Name: 180925M1_42, Date: 25-Sep-2018, Time: 20:37:25, ID: B8I0043-BS1 OPR 0.25, Description: OPR

PFPeS

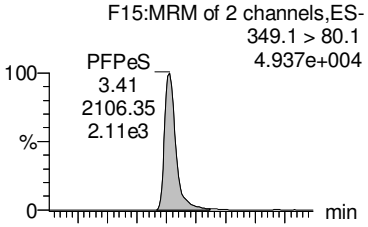

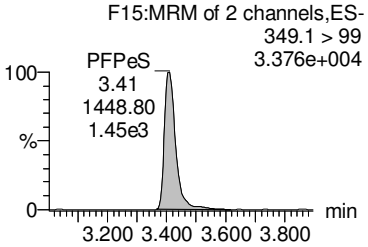

PFHpA

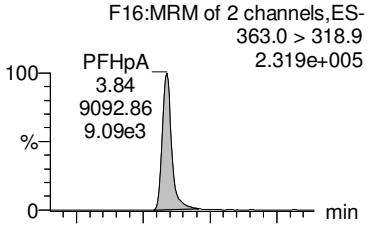

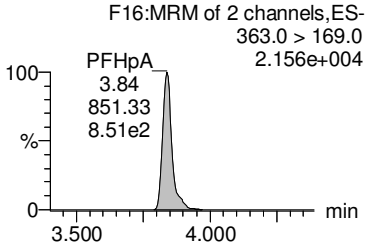

L-PFHxS

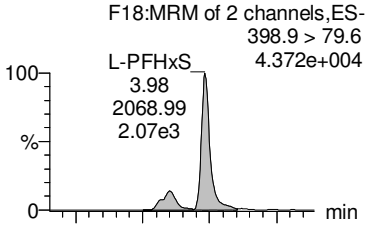

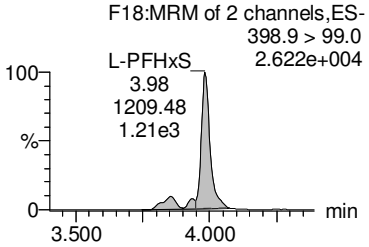

Total PFHxS

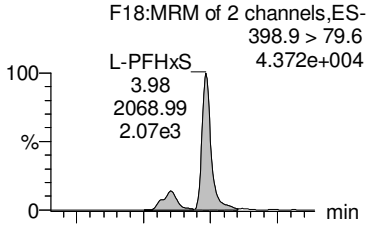

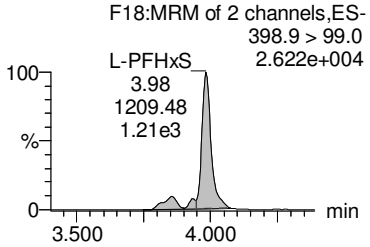

6:2 FTS

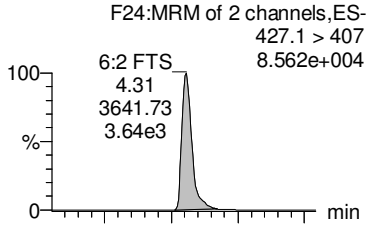

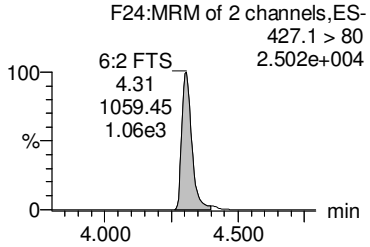

13C3-PFBS

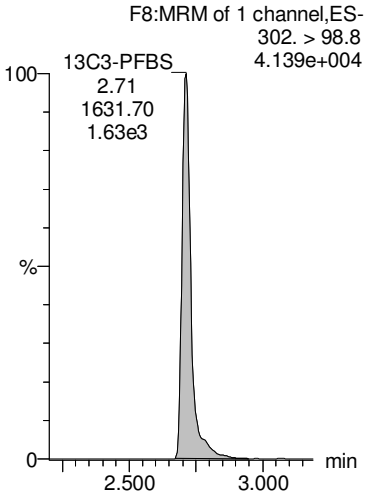

13C4-PFHpA

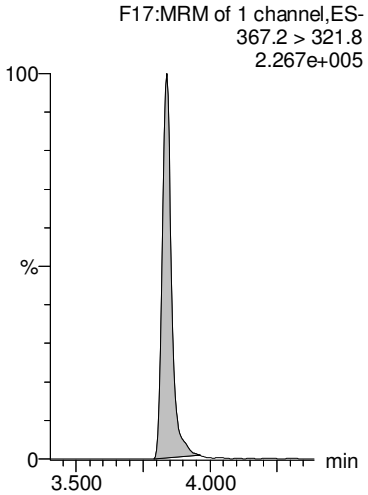

18O2-PFHxS

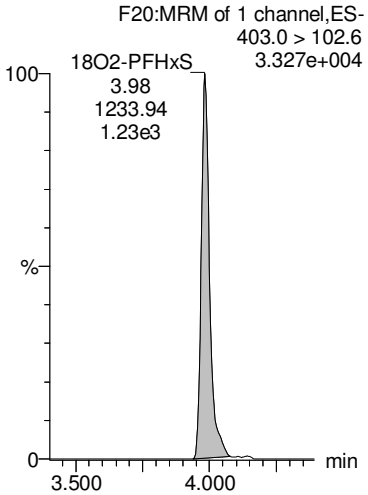

18O2-PFHxS

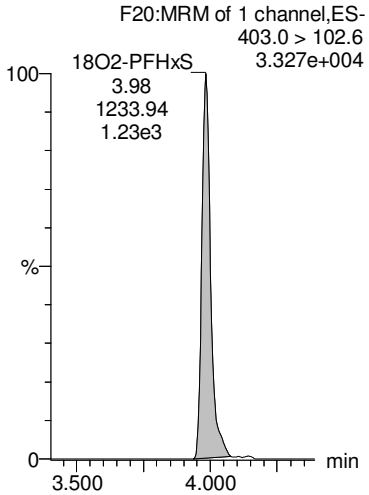

13C2-6:2 FTS

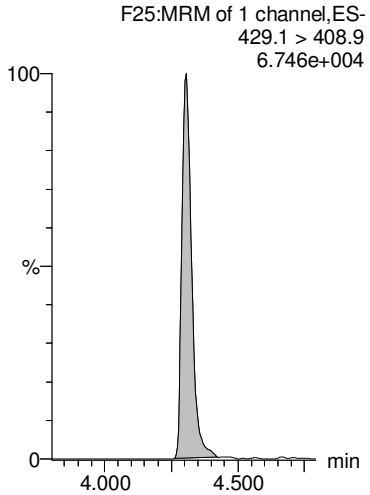

AD 9/26/2018

MMM 9/26/2018

Dataset: Z:\Projects\PFAS.PRO\Results\180925M1\180925M1-42.qld

Last Altered: Wednesday, September 26, 2018 12:11:40 Pacific Daylight Time
Printed: Wednesday, September 26, 2018 12:12:20 Pacific Daylight Time

Name: 180925M1_42, Date: 25-Sep-2018, Time: 20:37:25, ID: B8I0043-BS1 OPR 0.25, Description: OPR

L-PFOA

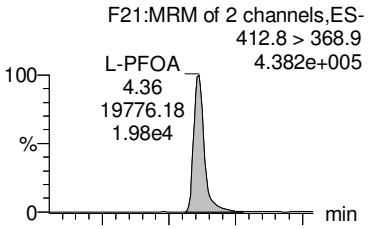

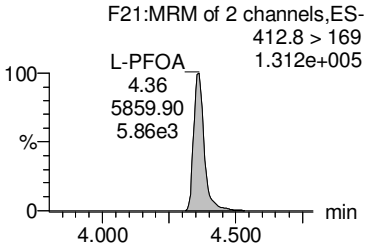

Total PFOA

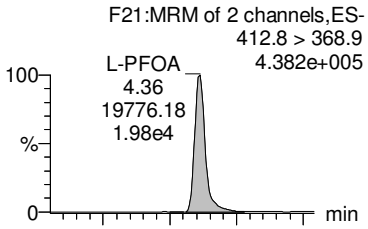

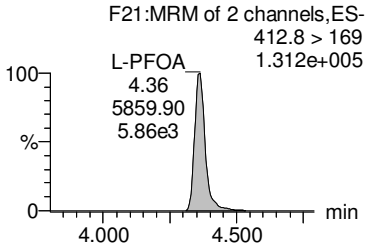

PFHpS

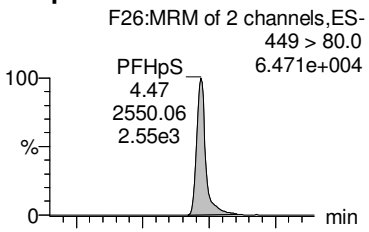

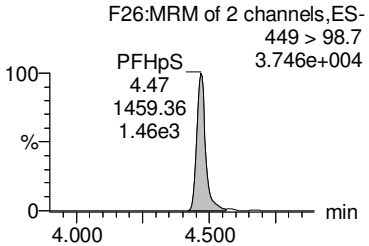

L-PFOS

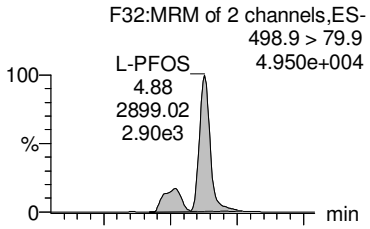

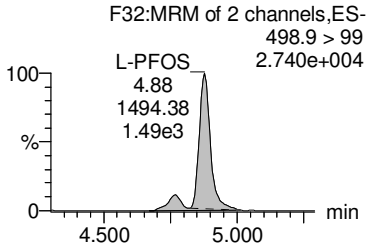

Total PFOS

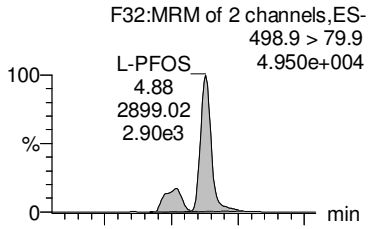

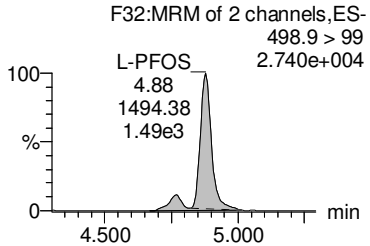

13C2-PFOA

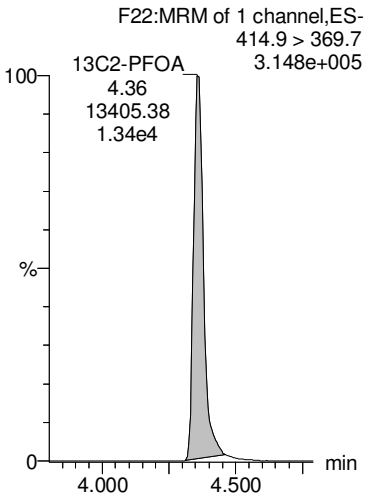

13C2-PFOA

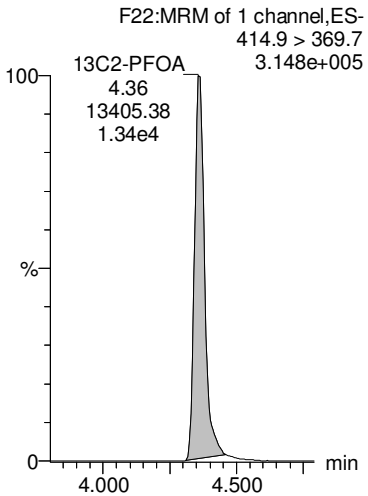

13C8-PFOS

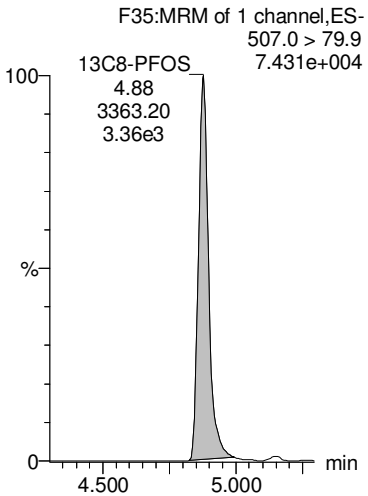

13C8-PFOS

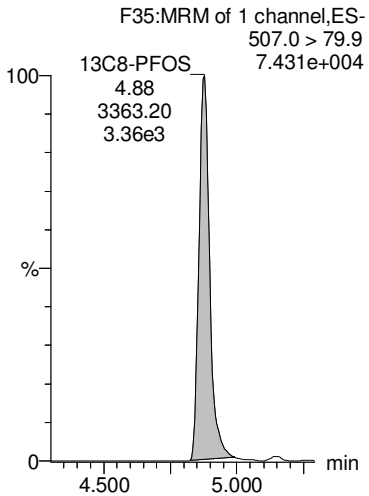

13C8-PFOS

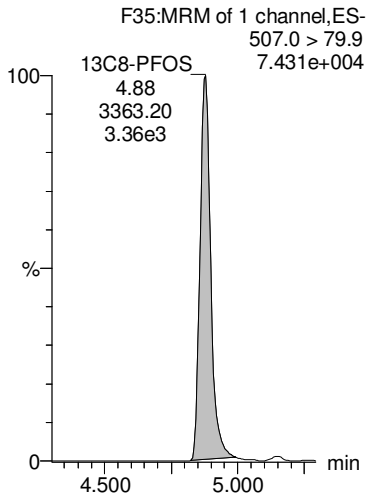

AD 9/26/2018

MMM 9/26/2018

Dataset: Z:\Projects\PFAS.PRO\Results\180925M1\180925M1-42.qld

Last Altered: Wednesday, September 26, 2018 12:11:40 Pacific Daylight Time
Printed: Wednesday, September 26, 2018 12:12:20 Pacific Daylight Time

Name: 180925M1_42, Date: 25-Sep-2018, Time: 20:37:25, ID: B8I0043-BS1 OPR 0.25, Description: OPR

PFNA

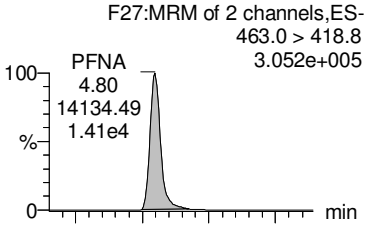

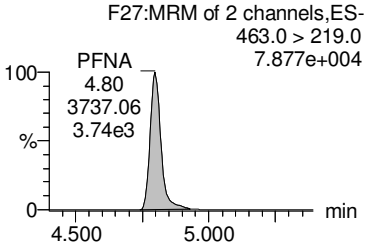

PFOSA

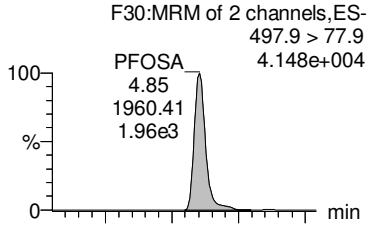

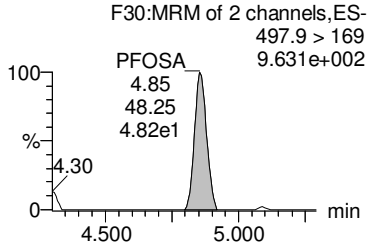

PFDA

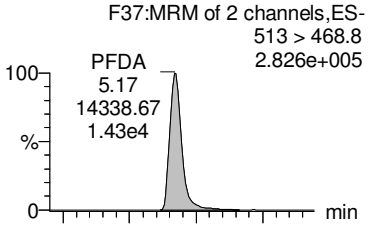

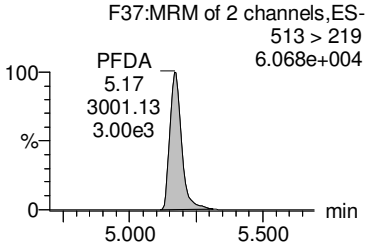

8:2 FTS

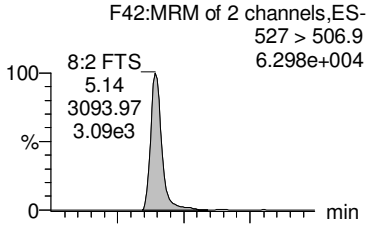

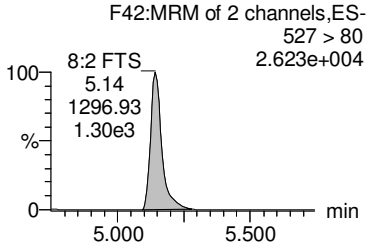

PFNS

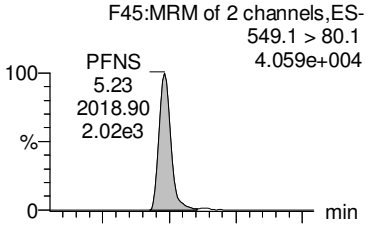

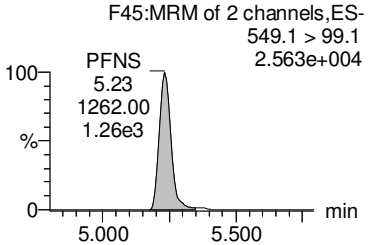

13C5-PFNA

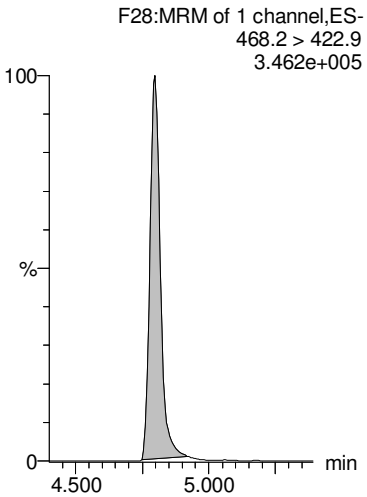

13C8-PFOSA

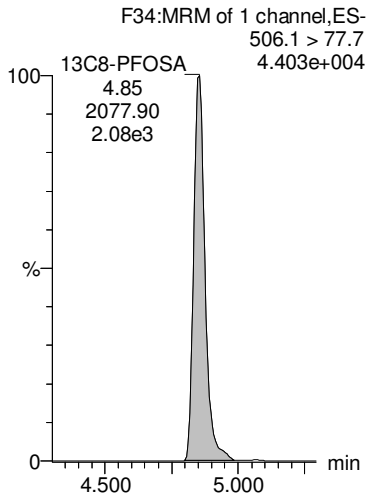

13C2-PFDA

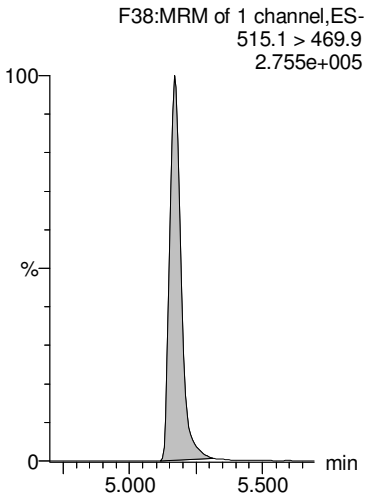

13C2-8:2 FTS

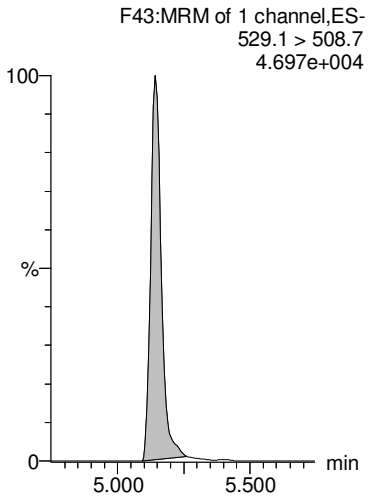

13C8-PFOS

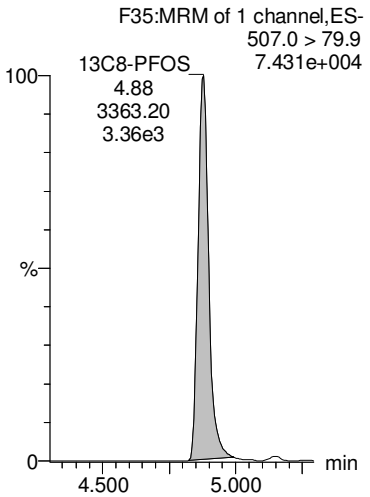

AD 9/26/2018

MMM 9/26/2018

Dataset: Z:\Projects\PFAS.PRO\Results\180925M1\180925M1-42.qld

Last Altered: Wednesday, September 26, 2018 12:11:40 Pacific Daylight Time
Printed: Wednesday, September 26, 2018 12:12:20 Pacific Daylight Time

Name: 180925M1_42, Date: 25-Sep-2018, Time: 20:37:25, ID: B8I0043-BS1 OPR 0.25, Description: OPR

L-MeFOSAA

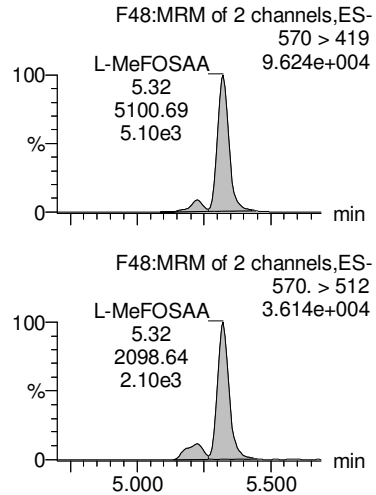

Total N-MeFOSAA

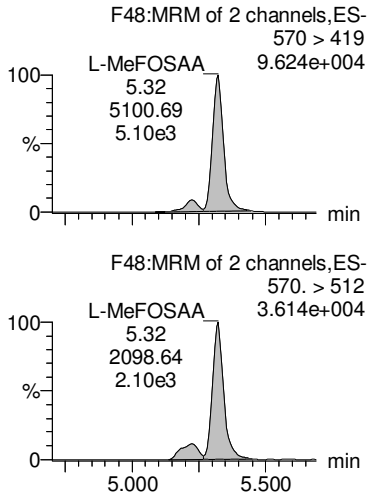

L-EtFOSAA

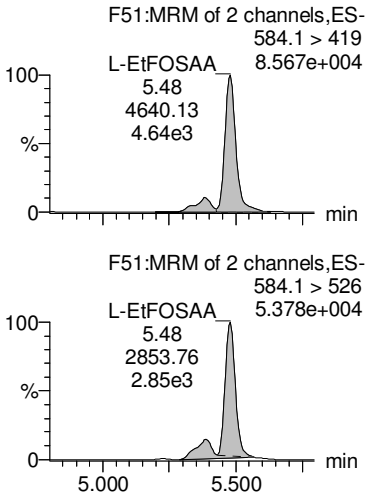

Total N-EtFOSAA

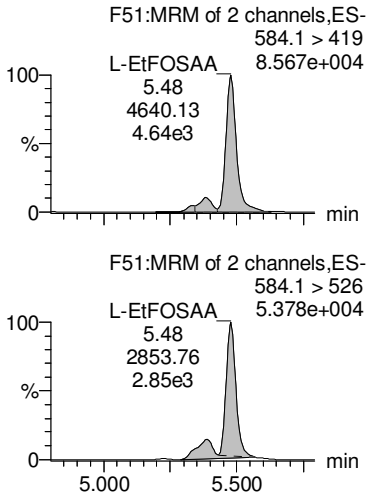

PFUdA

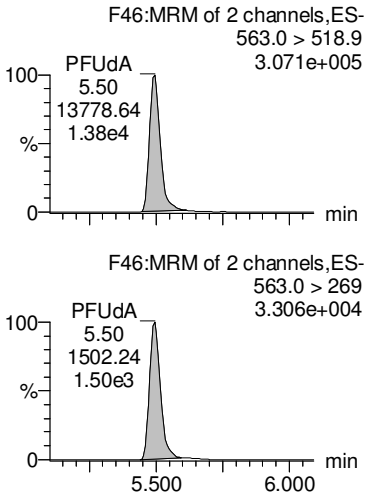

d3-N-MeFOSAA

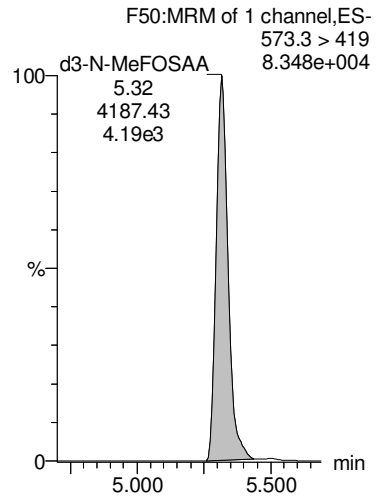

d3-N-MeFOSAA

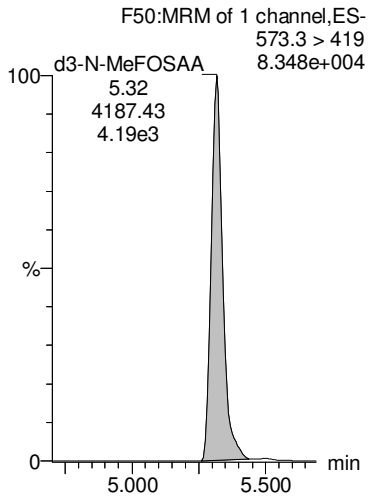

d5-N-EtFOSAA

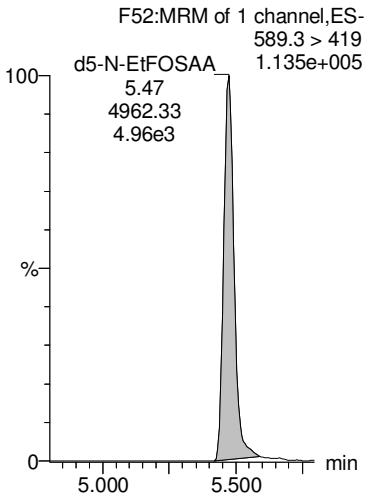

d5-N-EtFOSAA

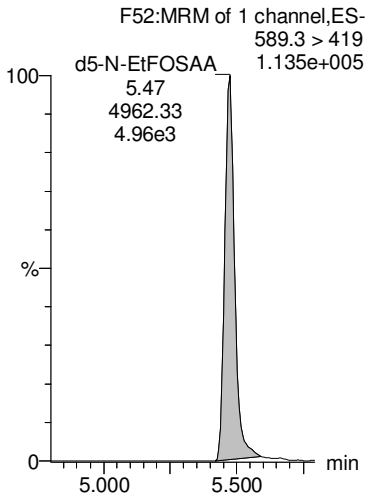

13C2-PFUdA

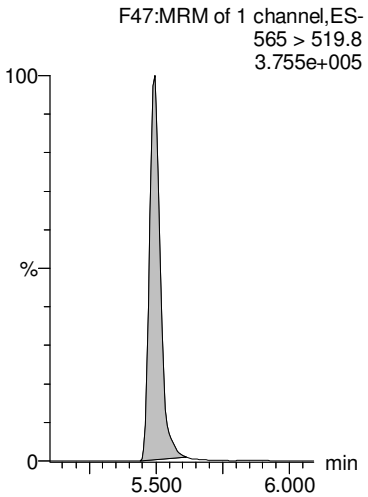

AD 9/26/2018

MMM 9/26/2018

Dataset: Z:\Projects\PFAS.PRO\Results\180925M1\180925M1-42.qld

Last Altered: Wednesday, September 26, 2018 12:11:40 Pacific Daylight Time
Printed: Wednesday, September 26, 2018 12:12:20 Pacific Daylight Time

Name: 180925M1_42, Date: 25-Sep-2018, Time: 20:37:25, ID: B8I0043-BS1 OPR 0.25, Description: OPR

PFDS

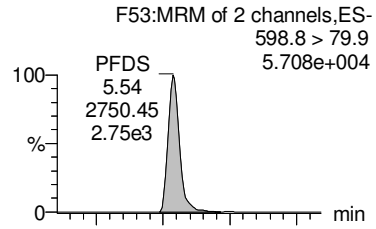

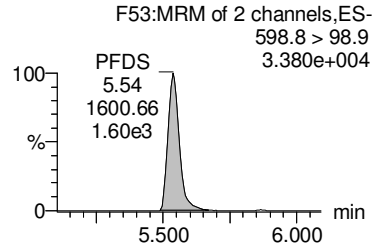

PFDoA

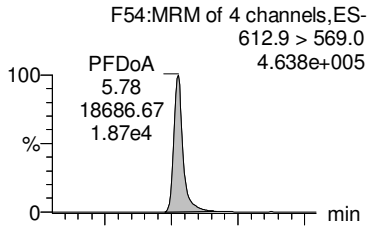

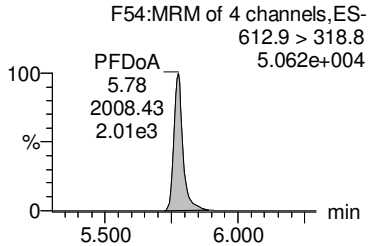

PFTrDA

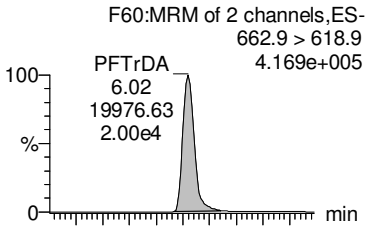

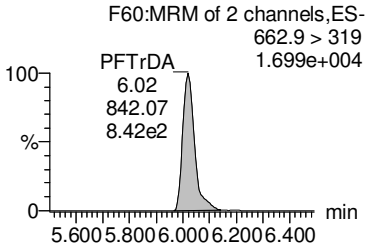

PFTeDA

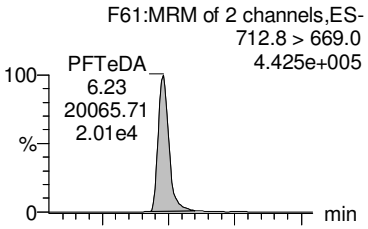

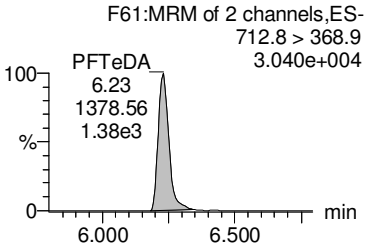

N-MeFOSA

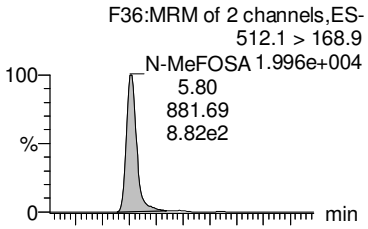

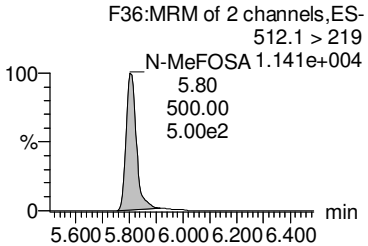

13C8-PFOS

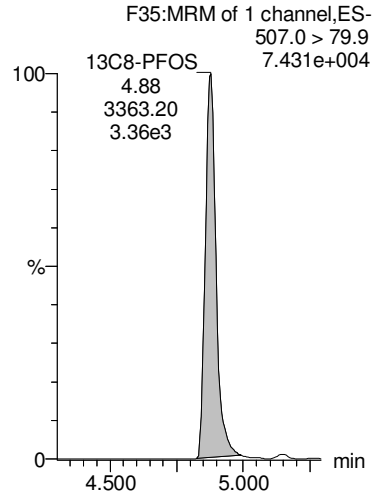

13C2-PFDoA

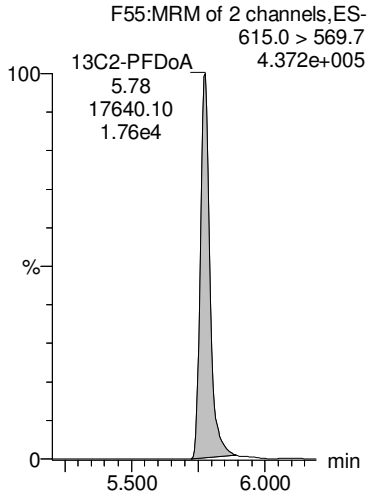

13C2-PFDoA

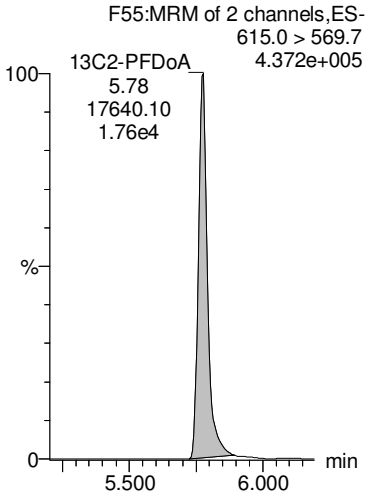

13C2-PFTeDA

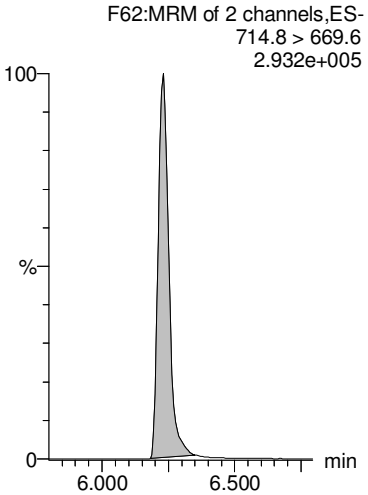

d3-N-MeFOSA

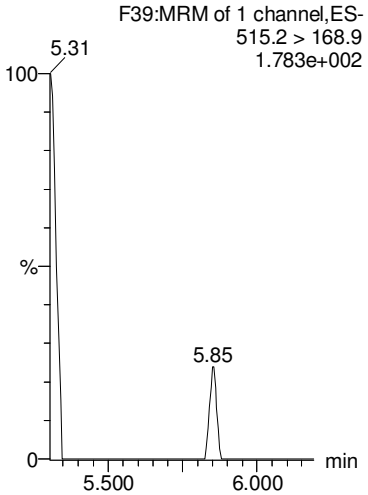

AD 9/26/2018

MMM 9/26/2018

Dataset: Z:\Projects\PFAS.PRO\Results\180925M1\180925M1-42.qld

Last Altered: Wednesday, September 26, 2018 12:11:40 Pacific Daylight Time
Printed: Wednesday, September 26, 2018 12:12:20 Pacific Daylight Time

Name: 180925M1_42, Date: 25-Sep-2018, Time: 20:37:25, ID: B8I0043-BS1 OPR 0.25, Description: OPR

N-EtFOSA

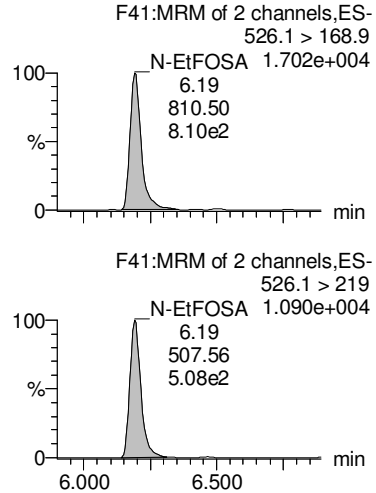

PFHxDA

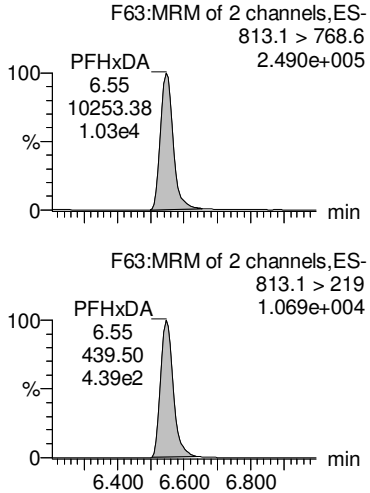

PFODA

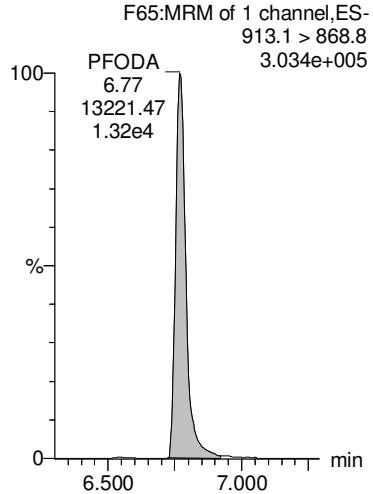

N-MeFOSE

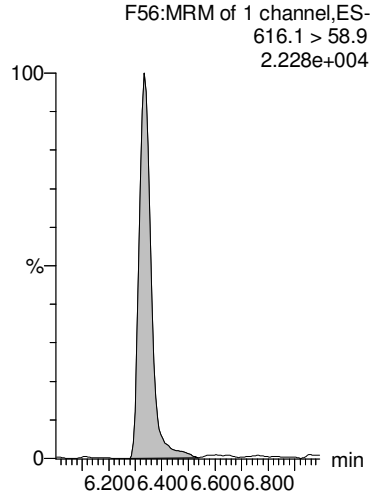

N-EtFOSE

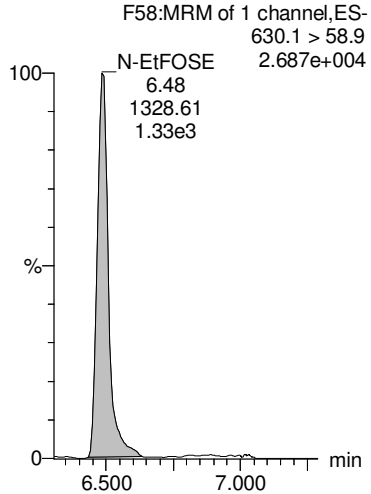

d5-N-ETFOSA

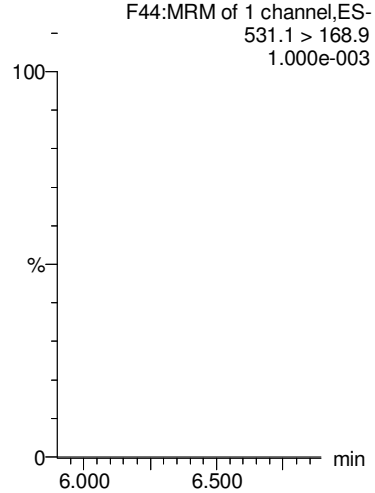

13C2-PFHxDA

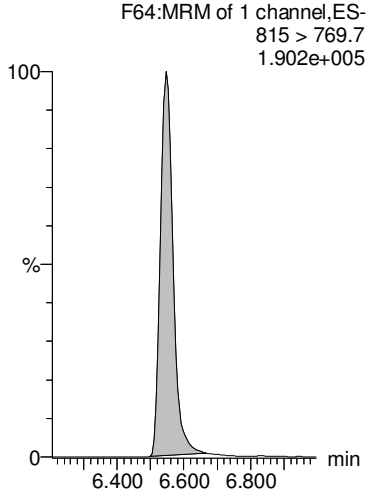

13C2-PFHxDA

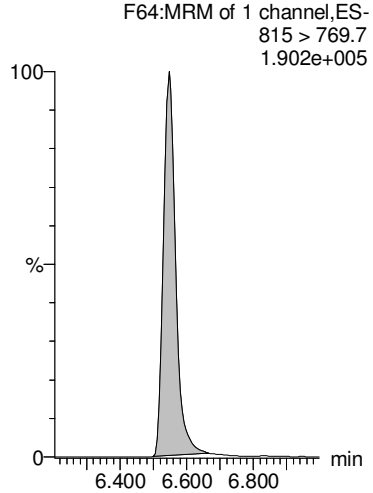

d7-N-MeFOSE

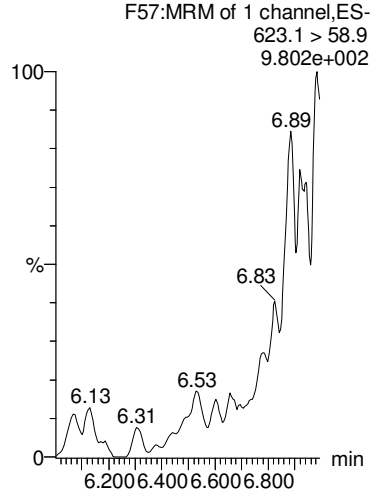

d9-N-EtFOSE

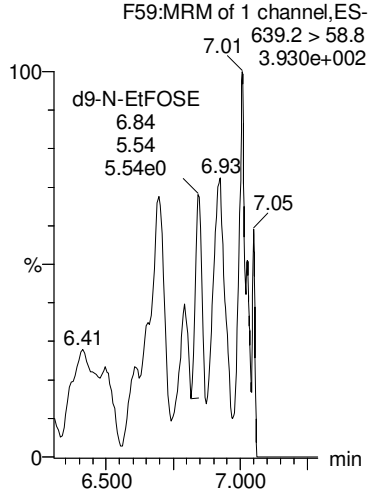

AD 9/26/2018

MMM 9/26/2018

Dataset: Z:\Projects\PFAS.PRO\Results\180925M1\180925M1-42.qld

Last Altered: Wednesday, September 26, 2018 12:11:40 Pacific Daylight Time
Printed: Wednesday, September 26, 2018 12:12:20 Pacific Daylight Time

Name: 180925M1_42, Date: 25-Sep-2018, Time: 20:37:25, ID: B8I0043-BS1 OPR 0.25, Description: OPR

TCDA

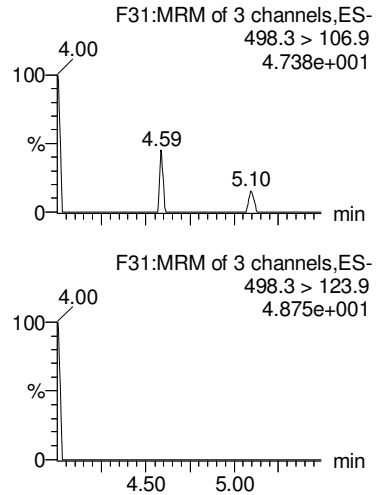

13C5-PFHxA

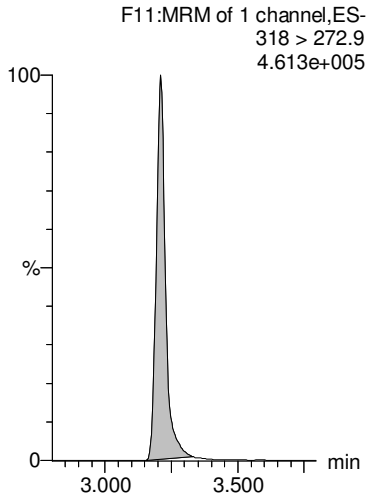

13C4-PFBA

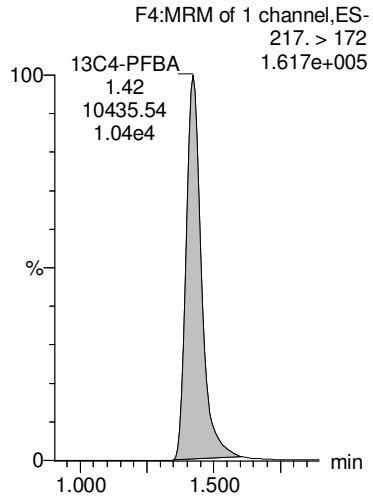

13C3-PFHxS

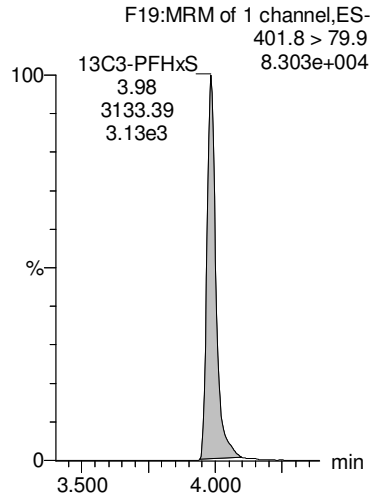

13C8-PFOA

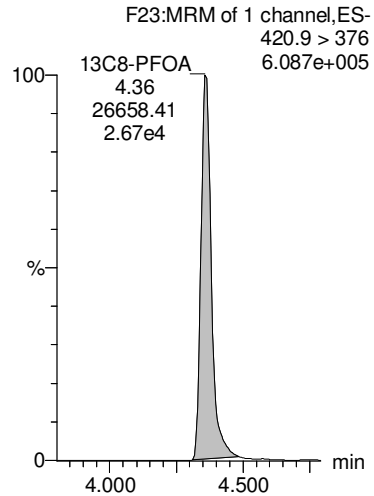

13C8-PFOS

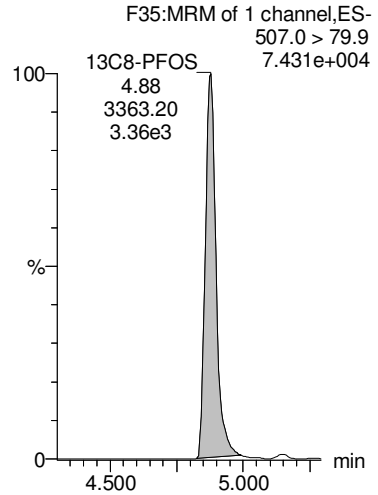

13C9-PFNA

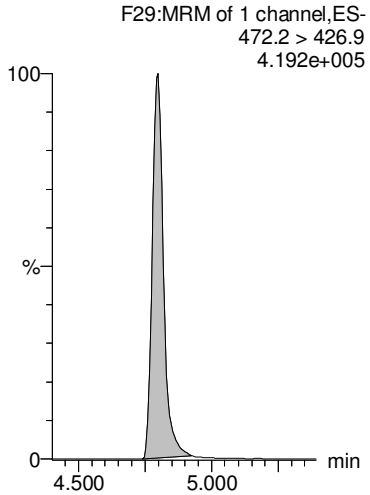

13C4-PFOS

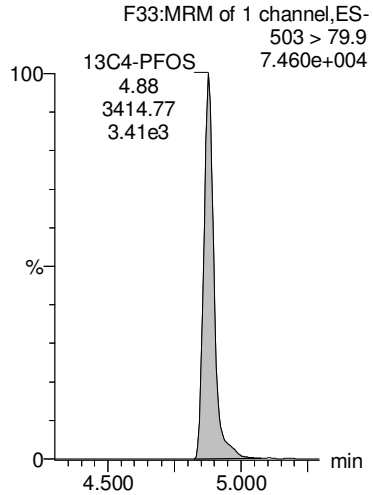

13C6-PFDA

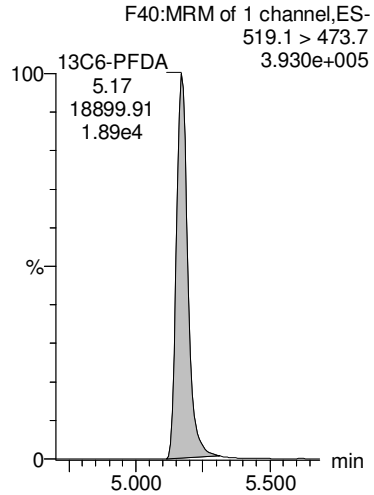

13C7-PFUdA

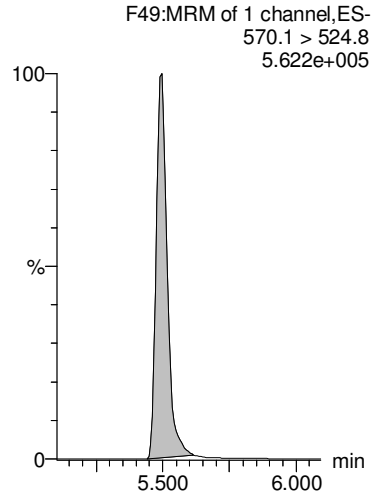

AD 9/26/2018

Dataset: F:\Projects\PFAS.PRO\Results\180925M1\180925M1-55.qld

MMM 9/27/2018

Last Altered: Thursday, September 27, 2018 14:09:51 Pacific Daylight Time
Printed: Thursday, September 27, 2018 14:10:17 Pacific Daylight Time

Name: 180925M1_55, Date: 25-Sep-2018, Time: 22:55:14, ID: 1802900-01 PW1809041355GC 0.21844, Description: PW1809041355GC

	#	Name	Trace	Area	IS Area	Wt/Vol	RRF	RT	Response	Conc.	%Rec	Ion Ratio	Ratio Out?
1	1	PFBA	213.0 > 168.8	5.67e3	6.59e3	0.218	0.000	1.42	10.7	43.1111			
2	2	PFPeA	263.1 > 218.9	1.34e4	7.72e3	0.218	0.000	2.41	21.8	98.6278			
3	3	PFBS	299.0 > 79.7	1.04e2	1.47e3	0.218	0.000	2.70	0.886	2.2629		3.12	NO
4	4	4:2 FTS	327.2>307.2		2.25e3	0.218							
5	5	PFHxA	313 > 269	2.23e4	5.67e3	0.218	0.000	3.20	19.6	93.4070		14.9	NO
6	36	13C3-PFBA	216.1 > 171.8	6.59e3	9.57e3	0.218	0.689	1.41	8.62	53.3484	93.2		
7	37	13C3-PFPeA	266. > 221.8	7.72e3	1.63e4	0.218	0.474	2.42	5.92	49.4068	86.3		
8	38	13C3-PFBS	302. > 98.8	1.47e3	2.75e3	0.218	0.536	2.70	6.69	58.6898	102.6		
9	39	13C2-4:2 FTS	329.2>308.9	2.25e3	2.75e3	0.218	0.820	3.11	10.3	54.4493	95.2		
10	40	13C2-PFHxA	315 > 270	5.67e3	1.63e4	0.218	0.871	3.20	4.36	19.9890	87.3		
11	-1												
12	7	PFHpA	363.0 > 318.9	3.89e3	7.89e3	0.218	0.000	3.83	6.16	24.2005		11.3	NO
13	6	PFPeS	349.1>80.1	1.02e2	1.47e3	0.218	0.000	3.40	0.868	2.8593		1.61	NO
14	8	L-PFHxS	398.9 > 79.6	1.09e4	1.21e3	0.218	0.000	3.97	113	287.1985		1.58	NO
15	9	Br-PFHxS	398.9 > 79.6	1.55e3	1.21e3	0.218	0.000	3.85	16.0	40.9439		2.49	YES
16	68	Total PFHxS	398.9 > 79.6	1.25e4	1.21e3	0.218			129	328.1424			
17	41	13C4-PFHpA	367.2 > 321.8	7.89e3	1.63e4	0.218	0.484	3.83	6.05	52.5426	91.8		
18	38	13C3-PFBS	302. > 98.8	1.47e3	2.75e3	0.218	0.536	2.70	6.69	58.6898	102.6		
19	42	18O2-PFHxS	403.0 > 102.6	1.21e3	2.75e3	0.218	0.441	3.98	5.51	57.7746	101.0		
20	42	18O2-PFHxS	403.0 > 102.6	1.21e3	2.75e3	0.218	0.441	3.98	5.51	57.7746	101.0		
21	42	18O2-PFHxS	403.0 > 102.6	1.21e3	2.75e3	0.218	0.441	3.98	5.51	57.7746	101.0		
22	-1												
23	10	6:2 FTS	427.1 > 407	1.46e4	2.87e3	0.218	0.000	4.30	63.7	230.6063		3.17	NO
24	13	PFHpS	449 > 80.0	6.25e3	2.70e3	0.218	0.000	4.46	28.9	155.4922		1.86	NO
25	11	L-PFOA	412.8 > 368.9	6.25e4	1.18e4	0.218	0.000	4.35	66.2	178.5885		3.26	NO
26	12	Br-PFOA	412.8 > 368.9	2.81e3	1.18e4	0.218	0.000	4.22	2.97	7.7806		2.09	NO
27	69	Total PFOA	412.8 > 368.9	6.53e4	1.18e4	0.218			69.1	186.3691			
28	43	13C2-6:2 FTS	429.1 > 408.9	2.87e3	2.72e3	0.218	1.06	4.30	13.2	66.1311	115.6		
29	44	13C2-PFOA	414.9 > 369.7	1.18e4	2.25e4	0.218	0.524	4.35	6.56	53.0768	92.8		
30	44	13C2-PFOA	414.9 > 369.7	1.18e4	2.25e4	0.218	0.524	4.35	6.56	53.0768	92.8		
31	44	13C2-PFOA	414.9 > 369.7	1.18e4	2.25e4	0.218	0.524	4.35	6.56	53.0768	92.8		
32	44	13C2-PFOA	414.9 > 369.7	1.18e4	2.25e4	0.218	0.524	4.35	6.56	53.0768	92.8		
33	-1												
34	14	PFNA	463.0 > 418.8	5.29e2	1.29e4	0.218	0.000	4.78	0.514	2.2528		5.53	YES
35	15	PFOSA	497.9 > 77.9		2.47e3	0.218							
36	16	L-PFOS	498.9 > 79.9	4.38e4	2.70e3	0.218	0.000	4.87	203	920.7367		1.00	YES
37	17	Br-PFOS	498.9 > 79.9	1.58e5	2.70e3	0.218	0.000	4.72	731	3209.6286		3.70	NO

GM 9/27/2018

Dataset: F:\Projects\PFAS.PRO\Results\180925M1\180925M1-55.qld

MMM 9/27/2018

Last Altered: Thursday, September 27, 2018 14:09:51 Pacific Daylight Time
Printed: Thursday, September 27, 2018 14:10:17 Pacific Daylight Time

Name: 180925M1_55, Date: 25-Sep-2018, Time: 22:55:14, ID: 1802900-01 PW1809041355GC 0.21844, Description: PW1809041355GC

	#	Name	Trace	Area	IS Area	Wt/Vol	RRF	RT	Response	Conc.	%Rec	Ion Ratio	Ratio Out?
38	70	Total PFOS	498.9 > 79.9	2.02e5	2.70e3	0.218			934	4130.3653			
39	45	13C5-PFNA	468.2 > 422.9	1.29e4	1.61e4	0.218	0.796	4.79	9.95	46.0337	80.4		
40	46	13C8-PFOSA	506.1 > 77.7	2.47e3	2.27e4	0.218	0.109	4.84	1.36	29.6348	51.8		
41	47	13C8-PFOS	507.0 > 79.9	2.70e3	2.72e3	0.218	0.992	4.87	12.4	53.9148	94.2		
42	47	13C8-PFOS	507.0 > 79.9	2.70e3	2.72e3	0.218	0.992	4.87	12.4	53.9148	94.2		
43	47	13C8-PFOS	507.0 > 79.9	2.70e3	2.72e3	0.218	0.992	4.87	12.4	53.9148	94.2		
44	-1												
45	18	PFDA	513 > 468.8		1.27e4	0.218							
46	19	8:2 FTS	527 > 506.9		2.07e3	0.218							
47	20	PFNS	549.1 > 80.1		2.70e3	0.218							
48	26	PFDS	598.8 > 79.9		2.70e3	0.218							
49	25	PFUdA	563.0 > 518.9	3.61e1	1.80e4	0.218	0.000	5.49	0.0250			43.3	YES
50	48	13C2-PFDA	515.1 > 469.9	1.27e4	1.57e4	0.218	0.805	5.16	10.1	43.0988	75.3		
51	49	13C2-8:2 FTS	529.1 > 508.7	2.07e3	2.72e3	0.218	0.762	5.13	9.53	59.7999	104.5		
52	47	13C8-PFOS	507.0 > 79.9	2.70e3	2.72e3	0.218	0.992	4.87	12.4	53.9148	94.2		
53	47	13C8-PFOS	507.0 > 79.9	2.70e3	2.72e3	0.218	0.992	4.87	12.4	53.9148	94.2		
54	51	13C2-PFUdA	565 > 519.8	1.80e4	2.27e4	0.218	0.793	5.49	9.92	46.9958	82.1		
55	-1												
56	21	L-MeFOSAA	570 > 419		4.33e3	0.218							
57	22	Br-MeFOSAA	570. > 419		4.33e3	0.218							
58	71	Total N-MeFOSAA	570. > 419	0.00e0	4.33e3	0.218			0.000				
59	29	PFTrDA	662.9 > 618.9		1.74e4	0.218							
60	30	PFTeDA	712.8 > 669.0		1.20e4	0.218							
61	50	d3-N-MeFOSAA	573.3 > 419	4.33e3	2.27e4	0.218	0.190	5.31	2.38	44.3524	77.5		
62	50	d3-N-MeFOSAA	573.3 > 419	4.33e3	2.27e4	0.218	0.190	5.31	2.38	44.3524	77.5		
63	50	d3-N-MeFOSAA	573.3 > 419	4.33e3	2.27e4	0.218	0.190	5.31	2.38	44.3524	77.5		
64	53	13C2-PFDoA	615.0 > 569.7	1.74e4	1.57e4	0.218	1.11	5.76	13.8	49.2093	86.0		
65	55	13C2-PFTeDA	714.8 > 669.6	1.20e4	2.27e4	0.218	0.529	6.22	6.61	47.7235	83.4		
66	-1												
67	23	L-EtFOSAA	584.1 > 419		5.03e3	0.218							
68	24	Br-ETFOSAA	584.1 > 419		5.03e3	0.218							
69	72	Total N-EtFOSAA	584.1 > 419	0.00e0	5.03e3	0.218			0.000				
70	27	PFDoA	612.9 > 569.0	2.53e1	1.74e4	0.218	0.000	5.76	0.0181				
71	73	TCDA	498.3>106.9			0.218							
72	52	d5-N-EtFOSAA	589.3 > 419	5.03e3	2.27e4	0.218	0.221	5.47	2.77	45.7973	80.0		
73	52	d5-N-EtFOSAA	589.3 > 419	5.03e3	2.27e4	0.218	0.221	5.47	2.77	45.7973	80.0		
74	52	d5-N-EtFOSAA	589.3 > 419	5.03e3	2.27e4	0.218	0.221	5.47	2.77	45.7973	80.0		

GM 9/27/2018

Dataset: F:\Projects\PFAS.PRO\Results\180925M1\180925M1-55.qld

MMM 9/27/2018

Last Altered: Thursday, September 27, 2018 14:09:51 Pacific Daylight Time
Printed: Thursday, September 27, 2018 14:10:17 Pacific Daylight Time

Name: 180925M1_55, Date: 25-Sep-2018, Time: 22:55:14, ID: 1802900-01 PW1809041355GC 0.21844, Description: PW1809041355GC

	#	Name	Trace	Area	IS Area	Wt/Vol	RRF	RT	Response	Conc.	%Rec	Ion Ratio	Ratio Out?
75	53	13C2-PFDoA	615.0 > 569.7	1.74e4	1.57e4	0.218	1.11	5.76	13.8	49.2093	86.0		
76	47	13C8-PFOS	507.0 > 79.9	2.70e3	2.72e3	0.218	0.992	4.87	12.4	53.9148	94.2		
77	-1												
78	60	13C4-PFBA	217. > 172	9.57e3	9.57e3	0.218	1.00	1.41	12.5	57.2240	100.0		
79	61	13C5-PFHxA	318 > 272.9	1.63e4	1.63e4	0.218	1.00	3.20	12.5	57.2240	100.0		
80	62	13C3-PFHxS	401.8 > 79.9	2.75e3	2.75e3	0.218	1.00	3.98	12.5	57.2240	100.0		
81	63	13C8-PFOA	420.9 > 376	2.25e4	2.25e4	0.218	1.00	4.35	12.5	57.2240	100.0		
82	64	13C9-PFNA	472.2 > 426.9	1.61e4	1.61e4	0.218	1.00	4.79	12.5	57.2240	100.0		
83	65	13C4-PFOS	503 > 79.9	2.72e3	2.72e3	0.218	1.00	4.87	12.5	57.2240	100.0		
84	66	13C6-PFDA	519.1 > 473.7	1.57e4	1.57e4	0.218	1.00	5.16	12.5	57.2240	100.0		
85	67	13C7-PFUdA	570.1 > 524.8	2.27e4	2.27e4	0.218	1.00	5.48	12.5	57.2240	100.0		

GM 9/27/2018

Dataset: F:\Projects\PFAS.PRO\Results\180925M1\180925M1-55.qld

MMM 9/27/2018

Last Altered: Thursday, September 27, 2018 14:09:51 Pacific Daylight Time
Printed: Thursday, September 27, 2018 14:10:17 Pacific Daylight Time

Method: F:\Projects\PFAS.PRO\MethDB\PFAS_FULL_80C_092518.mdb 26 Sep 2018 12:51:44
Calibration: F:\Projects\PFAS.PRO\CurveDB\C18_VAL-PFAS_Q4_09-25-18.cdb 26 Sep 2018 10:07:46

Name: 180925M1_55, Date: 25-Sep-2018, Time: 22:55:14, ID: 1802900-01 PW1809041355GC 0.21844, Description: PW1809041355GC

PFBA

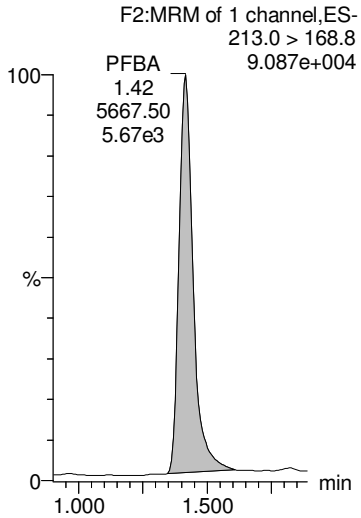

PFPeA

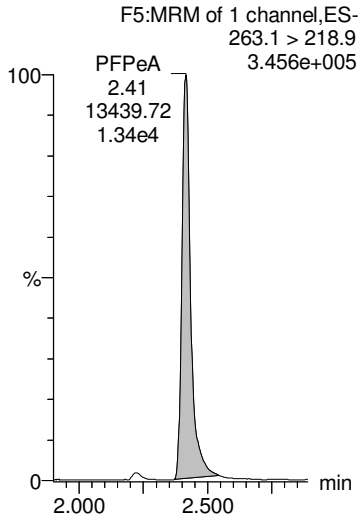

PFBS

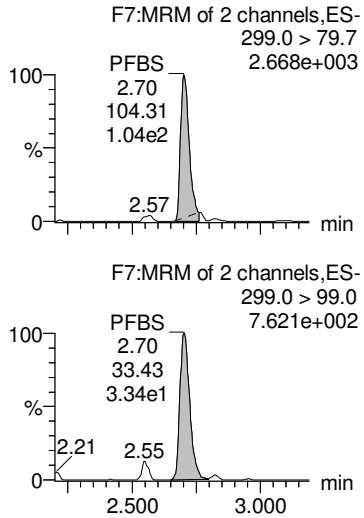

4:2 FTS

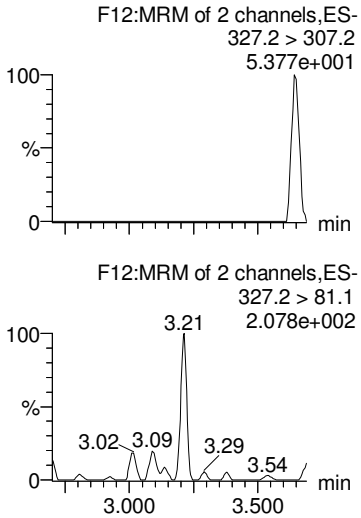

PFHxA

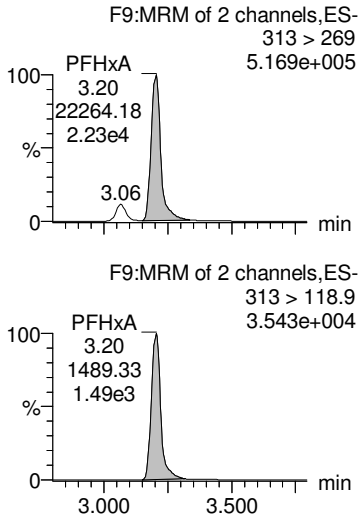

13C3-PFBA

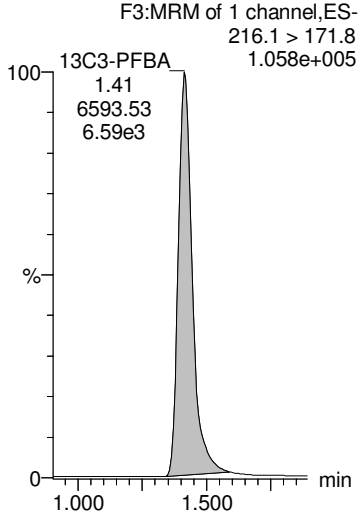

13C3-PFPeA

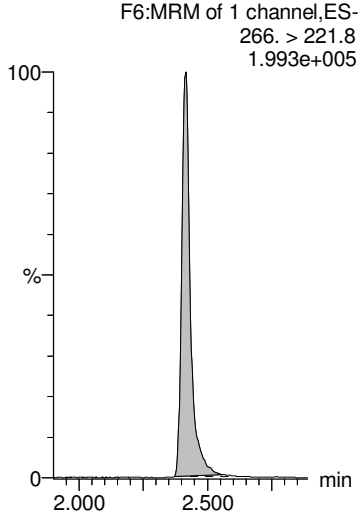

13C3-PFBS

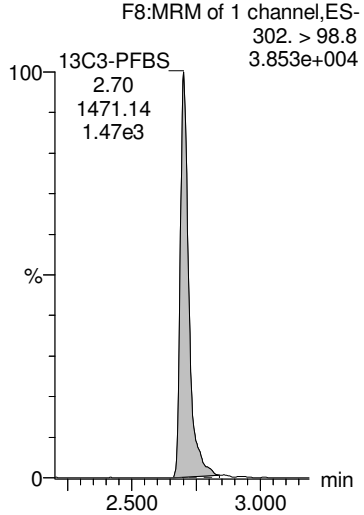

13C2-4:2 FTS

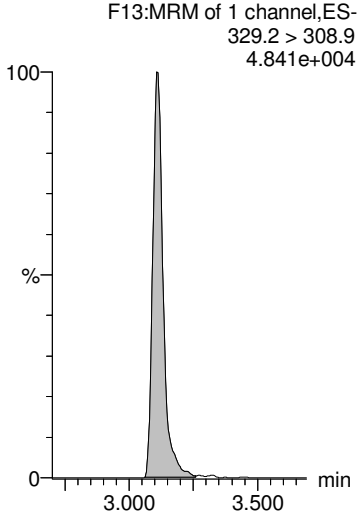

13C2-PFHxA

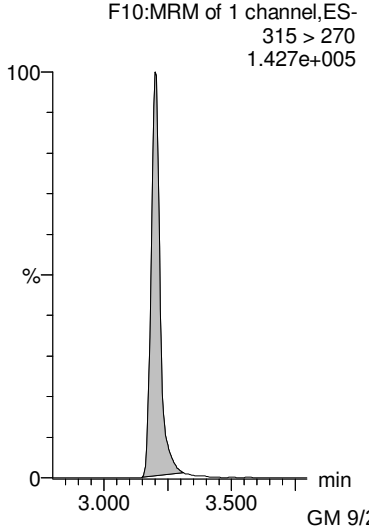

GM 9/27/2018

Dataset: F:\Projects\PFAS.PRO\Results\180925M1\180925M1-55.qld

MMM 9/27/2018

Last Altered: Thursday, September 27, 2018 14:09:51 Pacific Daylight Time
Printed: Thursday, September 27, 2018 14:10:17 Pacific Daylight Time

Name: 180925M1_55, Date: 25-Sep-2018, Time: 22:55:14, ID: 1802900-01 PW1809041355GC 0.21844, Description: PW1809041355GC

PFHpA

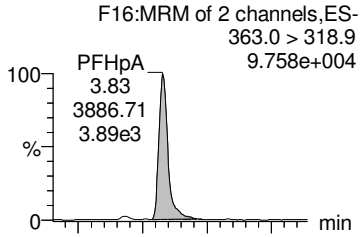

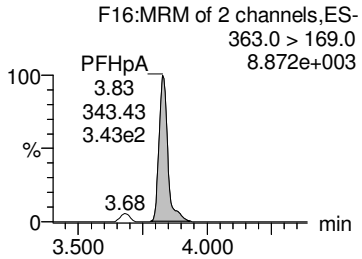

PFPeS

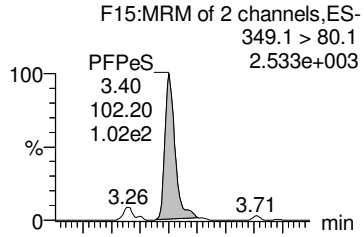

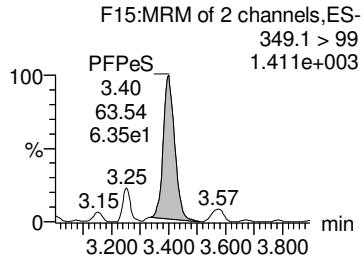

L-PFHxS

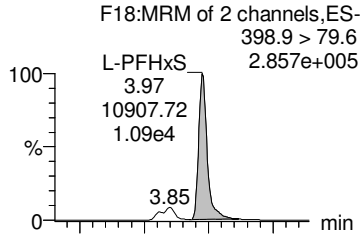

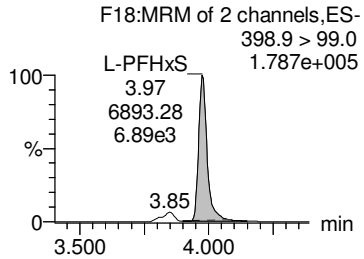

Br-PFHxS

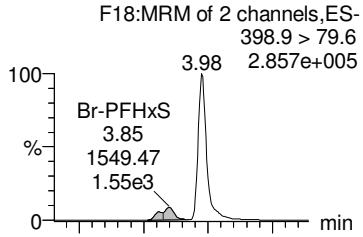

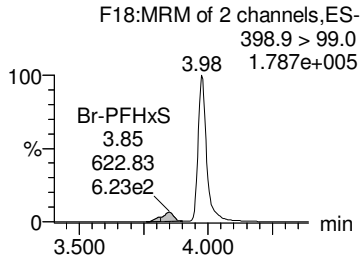

Total PFHxS

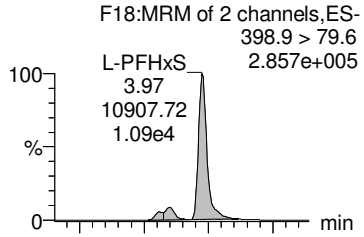

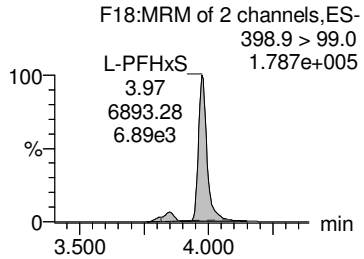

13C4-PFHpA

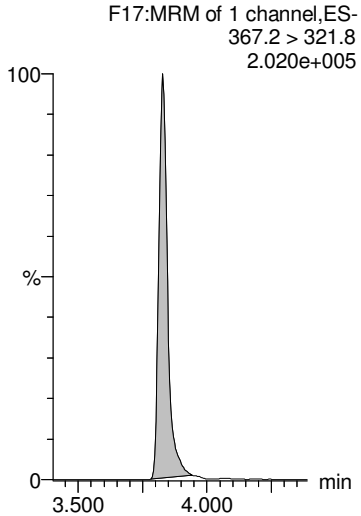

13C3-PFBS

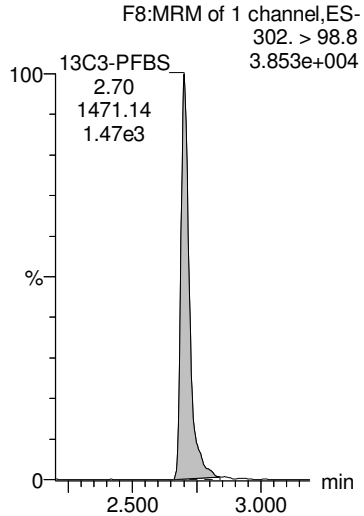

18O2-PFHxS

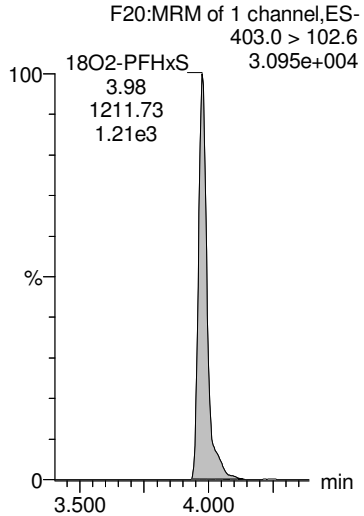

18O2-PFHxS

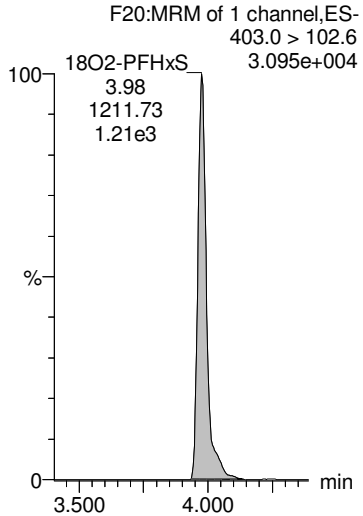

18O2-PFHxS

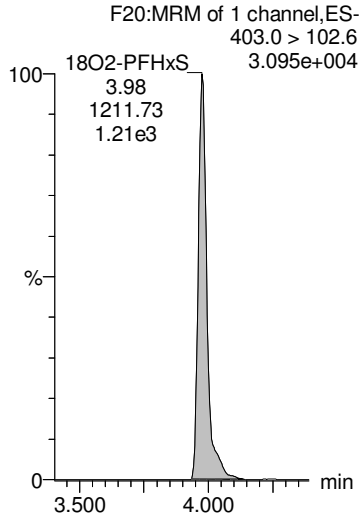

GM 9/27/2018

Dataset: F:\Projects\PFAS.PRO\Results\180925M1\180925M1-55.qld

MMM 9/27/2018

Last Altered: Thursday, September 27, 2018 14:09:51 Pacific Daylight Time
Printed: Thursday, September 27, 2018 14:10:17 Pacific Daylight Time

Name: 180925M1_55, Date: 25-Sep-2018, Time: 22:55:14, ID: 1802900-01 PW1809041355GC 0.21844, Description: PW1809041355GC

6:2 FTS

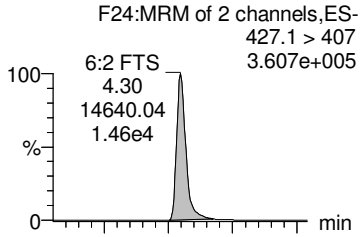

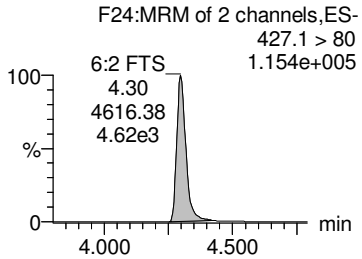

PFHpS

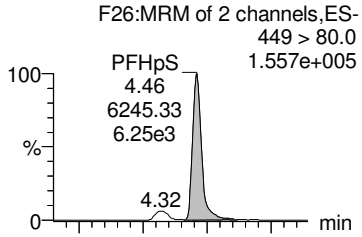

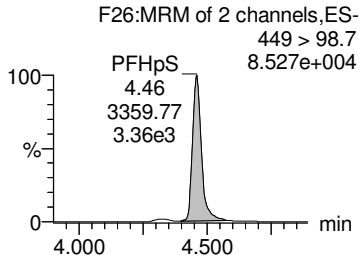

L-PFOA

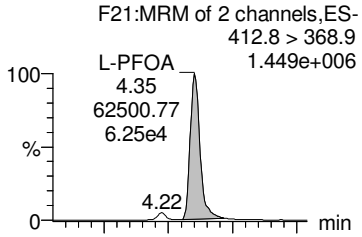

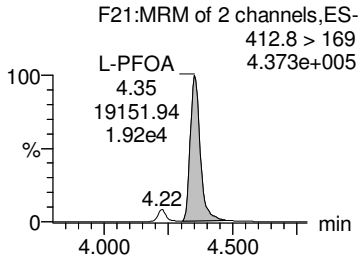

Br-PFOA

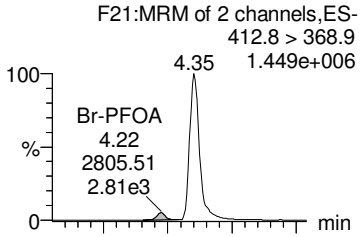

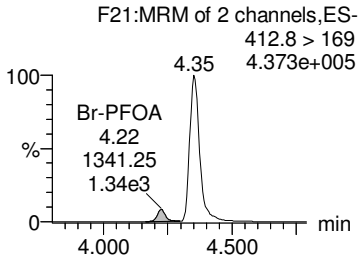

Total PFOA

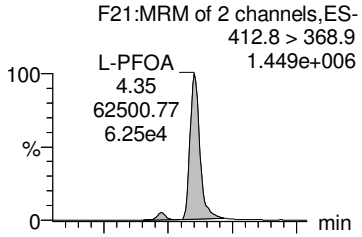

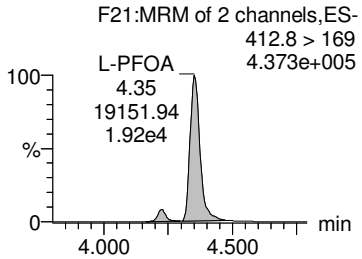

13C2-6:2 FTS

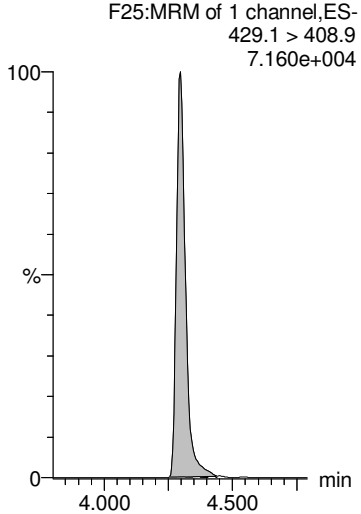

13C2-PFOA

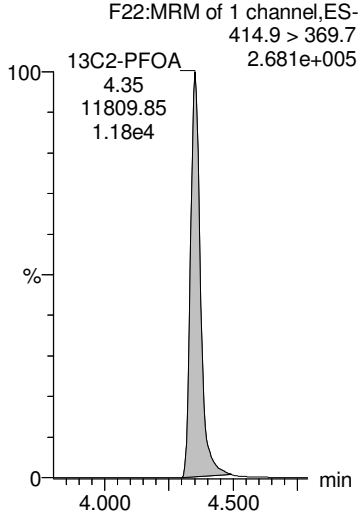

13C2-PFOA

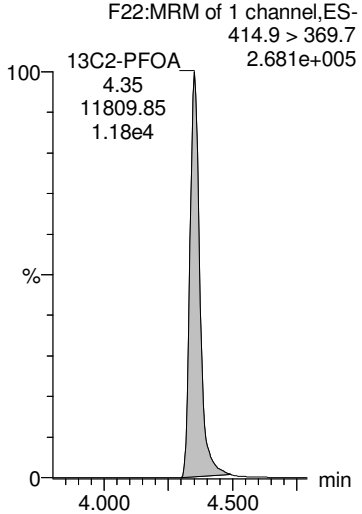

13C2-PFOA

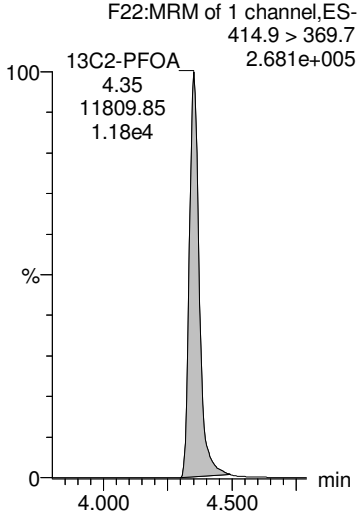

13C2-PFOA

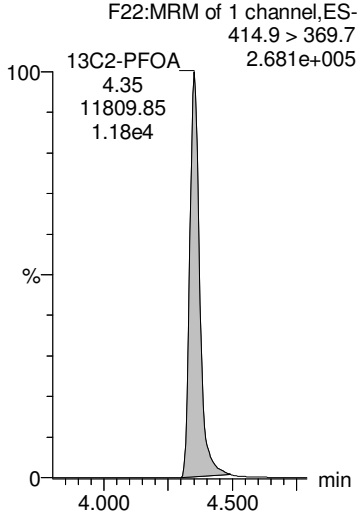

GM 9/27/2018

Dataset: F:\Projects\PFAS.PRO\Results\180925M1\180925M1-55.qld

MMM 9/27/2018

Last Altered: Thursday, September 27, 2018 14:09:51 Pacific Daylight Time
Printed: Thursday, September 27, 2018 14:10:17 Pacific Daylight Time

Name: 180925M1_55, Date: 25-Sep-2018, Time: 22:55:14, ID: 1802900-01 PW1809041355GC 0.21844, Description: PW1809041355GC

PFNA

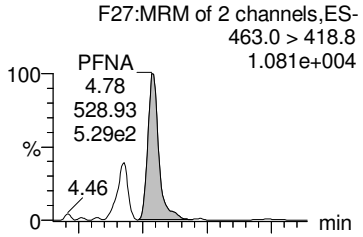

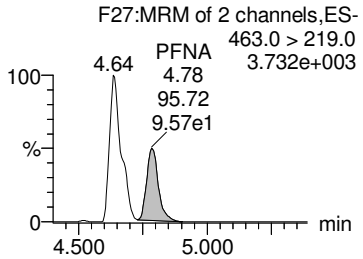

PFOSA

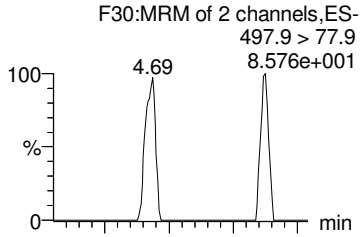

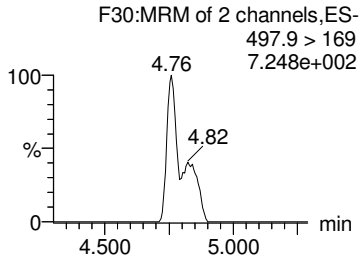

L-PFOS

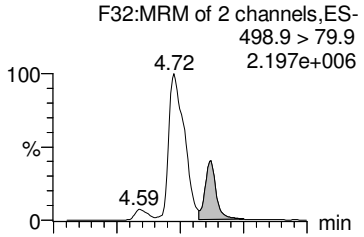

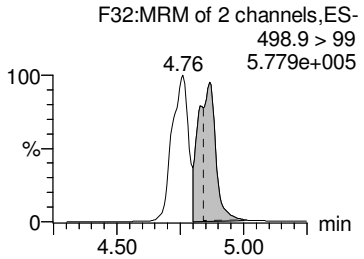

Br-PFOS

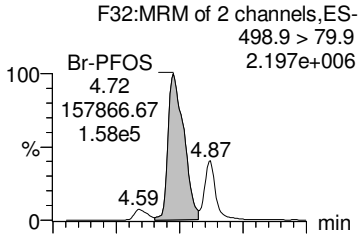

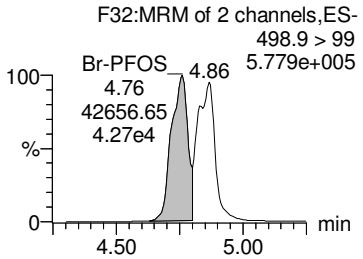

Total PFOS

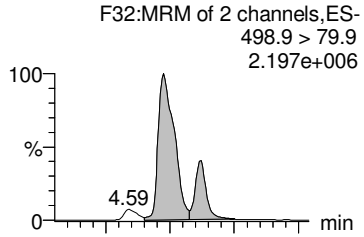

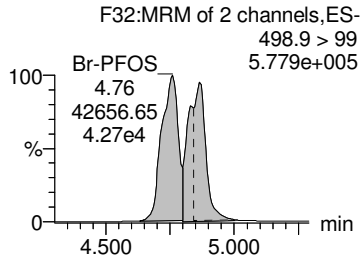

13C5-PFNA

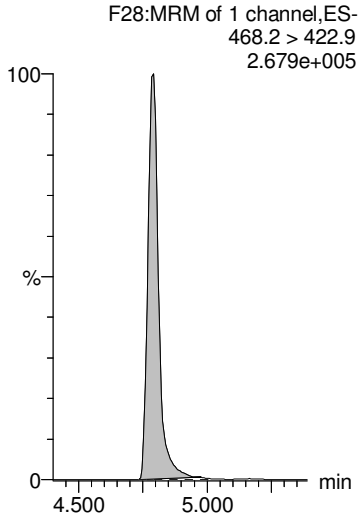

13C8-PFOSA

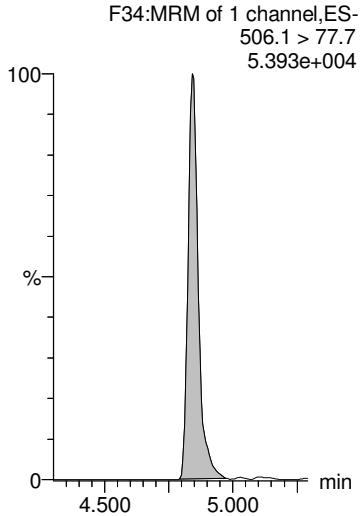

13C8-PFOS

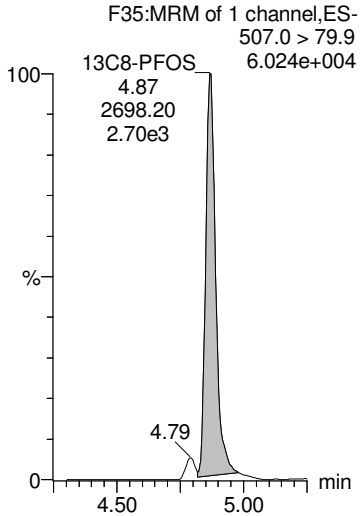

13C8-PFOS

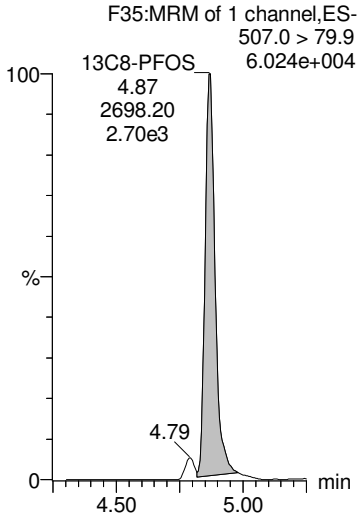

13C8-PFOS

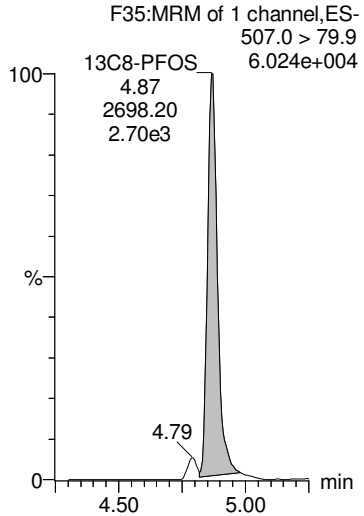

GM 9/27/2018

Dataset: F:\Projects\PFAS.PRO\Results\180925M1\180925M1-55.qld

MMM 9/27/2018

Last Altered: Thursday, September 27, 2018 14:09:51 Pacific Daylight Time
Printed: Thursday, September 27, 2018 14:10:17 Pacific Daylight Time

Name: 180925M1_55, Date: 25-Sep-2018, Time: 22:55:14, ID: 1802900-01 PW1809041355GC 0.21844, Description: PW1809041355GC

PFDA

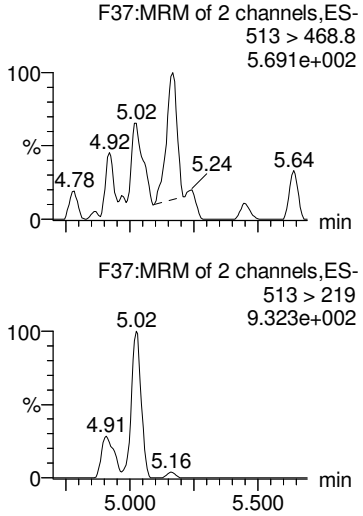

8:2 FTS

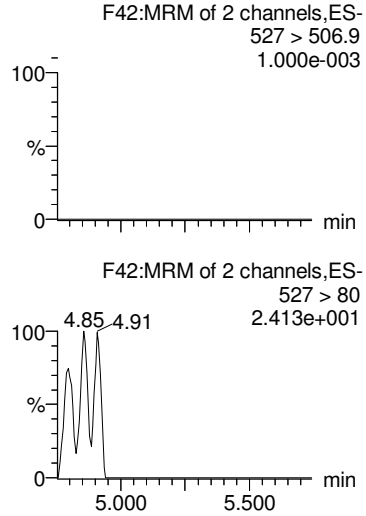

PFNS

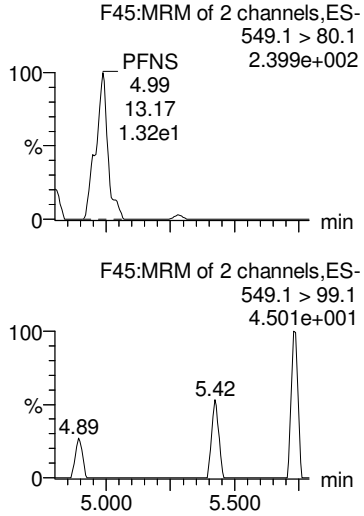

PFDS

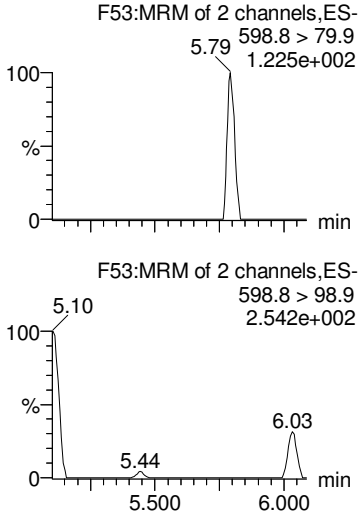

PFUdA

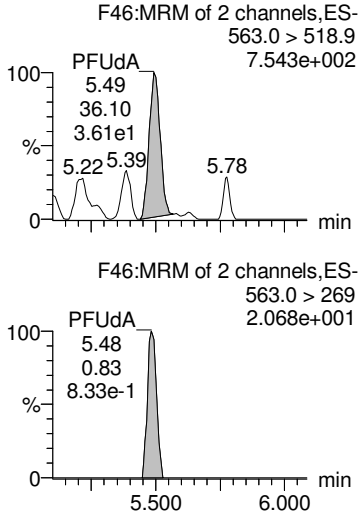

13C2-PFDA

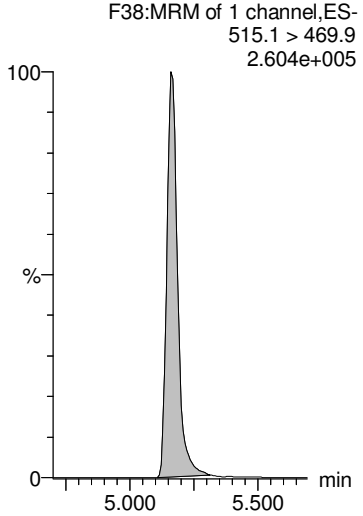

13C2-8:2 FTS

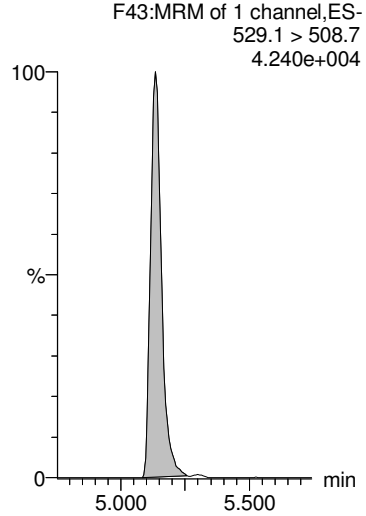

13C8-PFOS

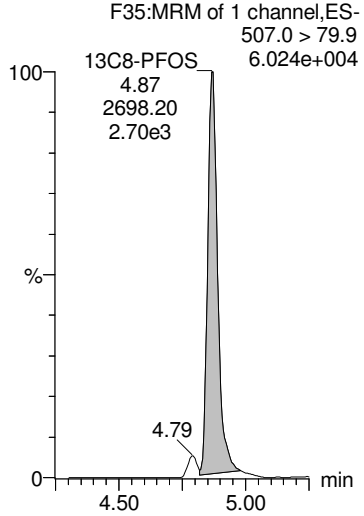

13C8-PFOS

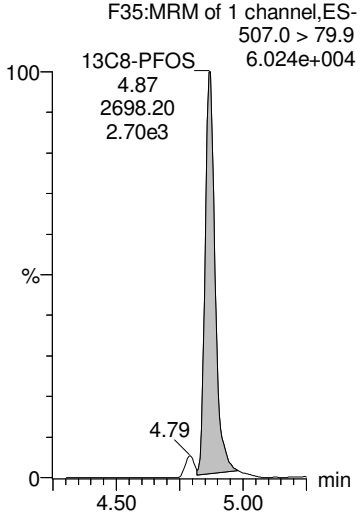

13C2-PFUdA

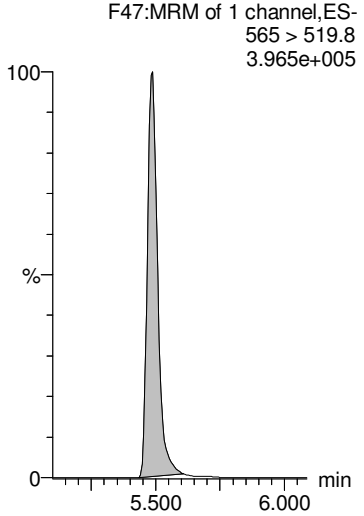

GM 9/27/2018

Dataset: F:\Projects\PFAS.PRO\Results\180925M1\180925M1-55.qld

MMM 9/27/2018

Last Altered: Thursday, September 27, 2018 14:09:51 Pacific Daylight Time
Printed: Thursday, September 27, 2018 14:10:17 Pacific Daylight Time

Name: 180925M1_55, Date: 25-Sep-2018, Time: 22:55:14, ID: 1802900-01 PW1809041355GC 0.21844, Description: PW1809041355GC

L-MeFOSAA

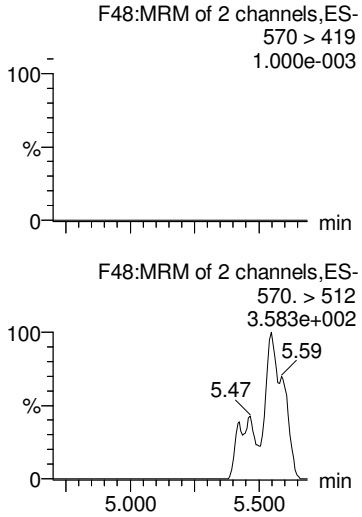

Br-MeFOSAA

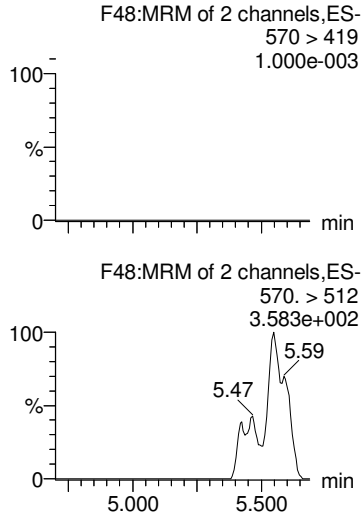

Total N-MeFOSAA

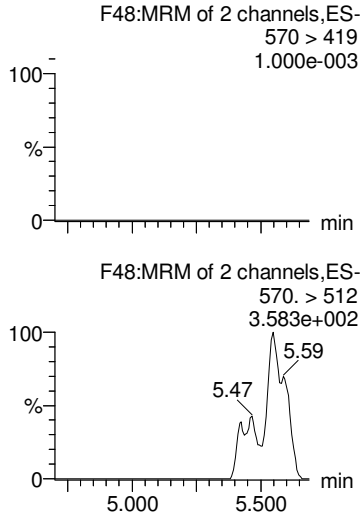

PFTrDA

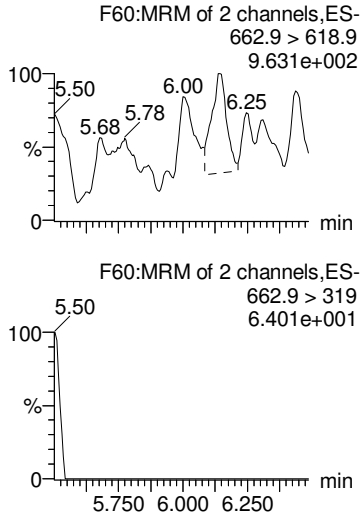

PFTeDA

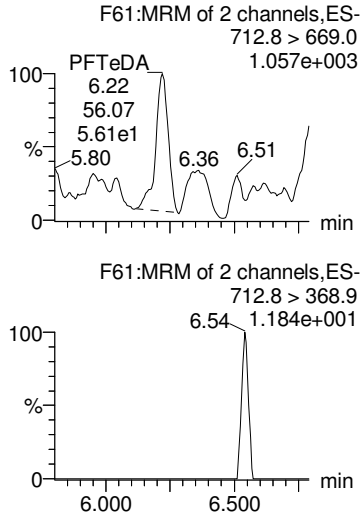

d3-N-MeFOSAA

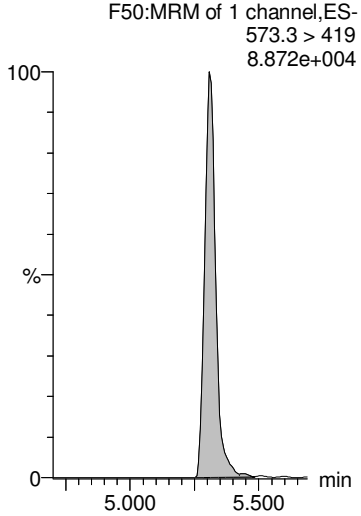

d3-N-MeFOSAA

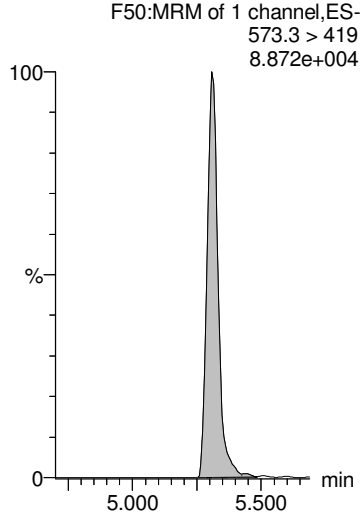

d3-N-MeFOSAA

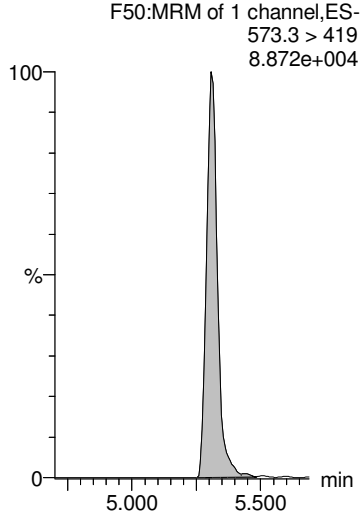

13C2-PFDoA

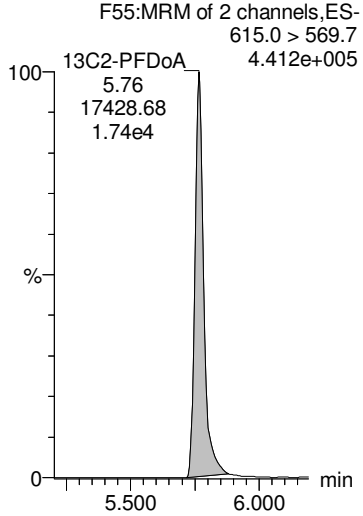

13C2-PFTeDA

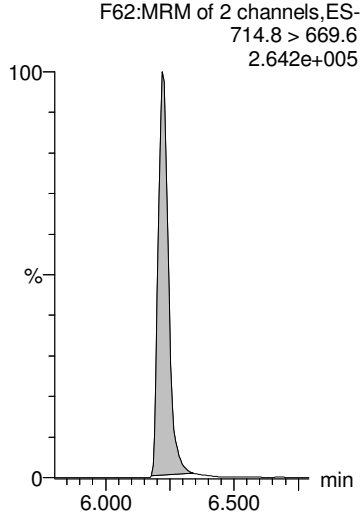

GM 9/27/2018

Dataset: F:\Projects\PFAS.PRO\Results\180925M1\180925M1-55.qld

MMM 9/27/2018

Last Altered: Thursday, September 27, 2018 14:09:51 Pacific Daylight Time
Printed: Thursday, September 27, 2018 14:10:17 Pacific Daylight Time

Name: 180925M1_55, Date: 25-Sep-2018, Time: 22:55:14, ID: 1802900-01 PW1809041355GC 0.21844, Description: PW1809041355GC

L-EtFOSAA

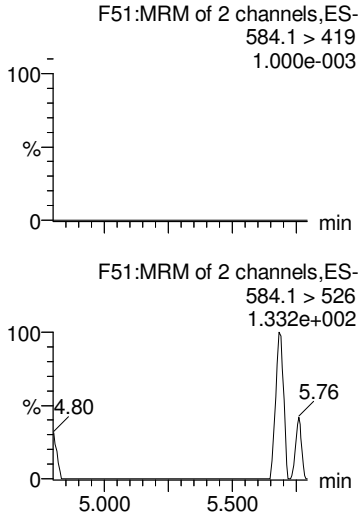

Br-ETFOSAA

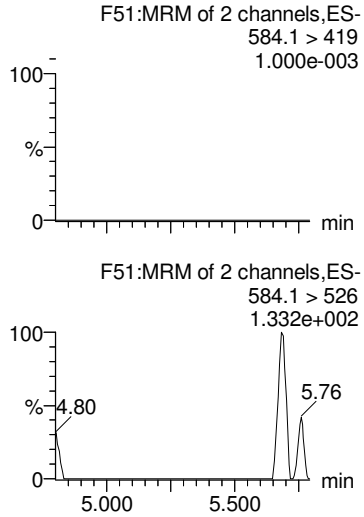

Total N-EtFOSAA

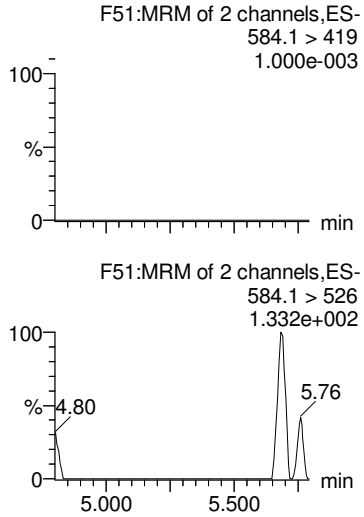

PFDoA

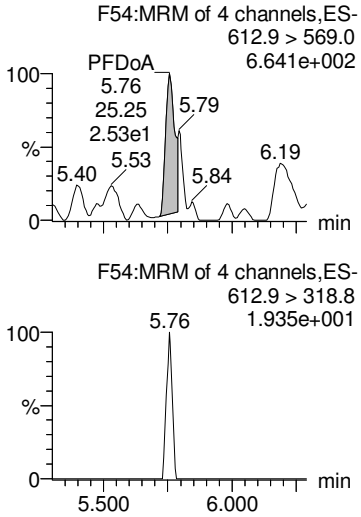

TCDA

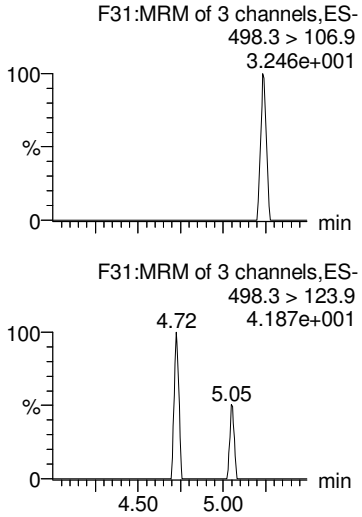

d5-N-EtFOSAA

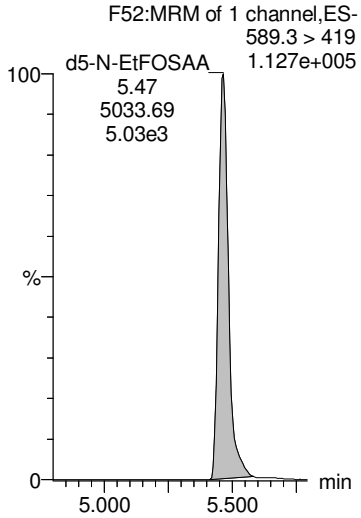

d5-N-EtFOSAA

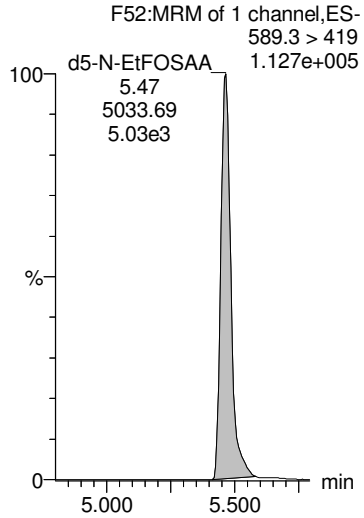

d5-N-EtFOSAA

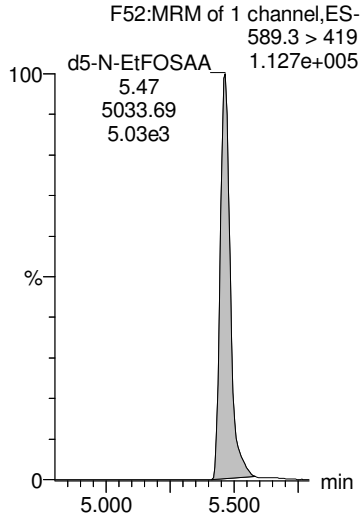

13C2-PFDoA

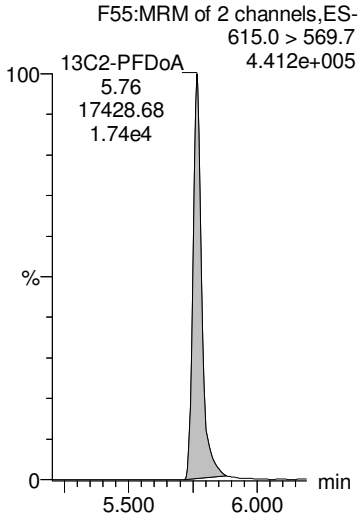

13C8-PFOS

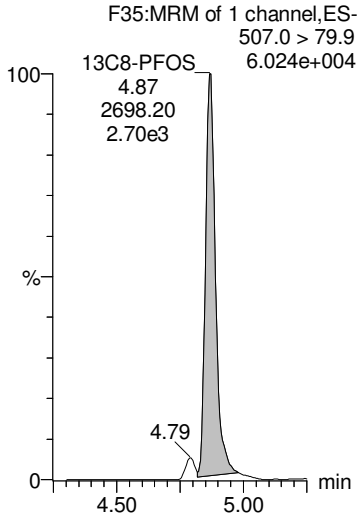

GM 9/27/2018

Dataset: F:\Projects\PFAS.PRO\Results\180925M1\180925M1-55.qld

MMM 9/27/2018

Last Altered: Thursday, September 27, 2018 14:09:51 Pacific Daylight Time
Printed: Thursday, September 27, 2018 14:10:17 Pacific Daylight Time

Name: 180925M1_55, Date: 25-Sep-2018, Time: 22:55:14, ID: 1802900-01 PW1809041355GC 0.21844, Description: PW1809041355GC

13C4-PFBA

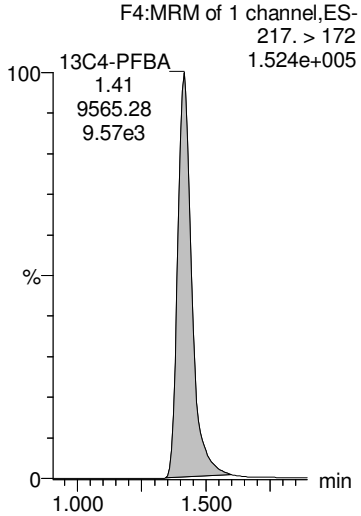

13C5-PFHxA

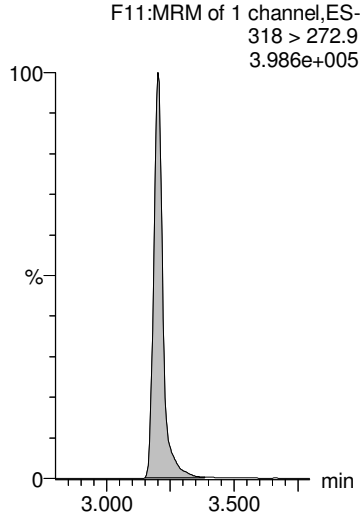

13C3-PFHxS

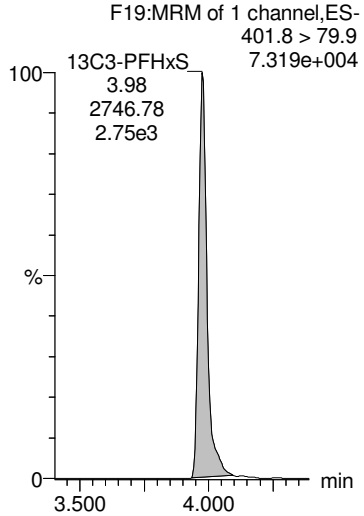

13C8-PFOA

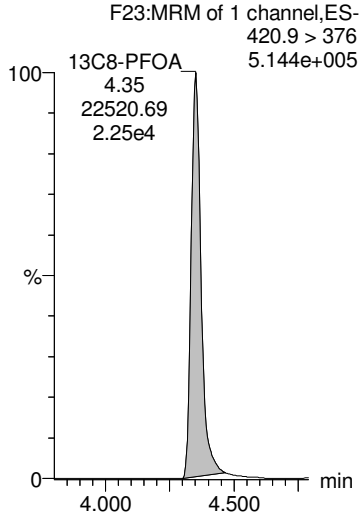

13C9-PFNA

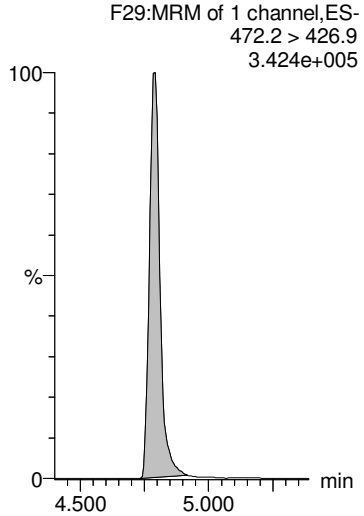

13C4-PFOS

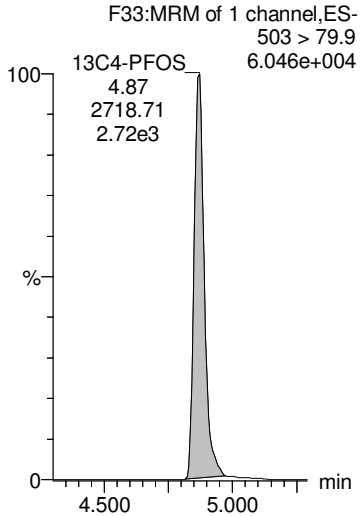

13C6-PFDA

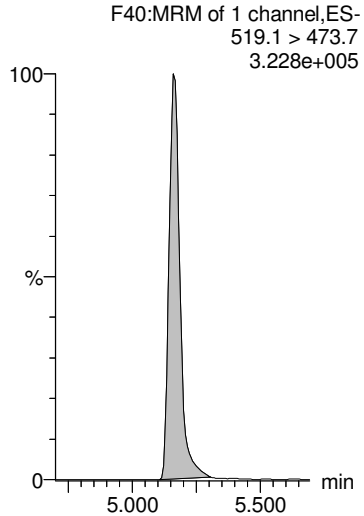

13C7-PFUdA

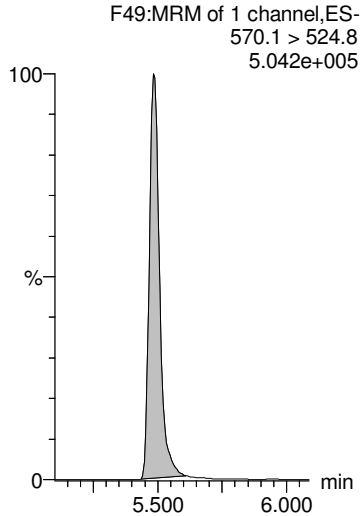

GM 9/27/2018

Vista Analytical Laboratory

Rev: ANP 10/1/2018

Dataset: Z:\Projects\PFAS.PRO\Results\180928M1\180928M1-46.qld

Last Altered: Monday, October 01, 2018 12:51:34 Pacific Daylight Time
Printed: Monday, October 01, 2018 12:52:16 Pacific Daylight Time

Name: 180928M1_46, Date: 28-Sep-2018, Time: 19:22:51, ID: 1802900-01@5X PW1809041355GC 0.21844, Description: PW1809041355GC

13C9-PFNA

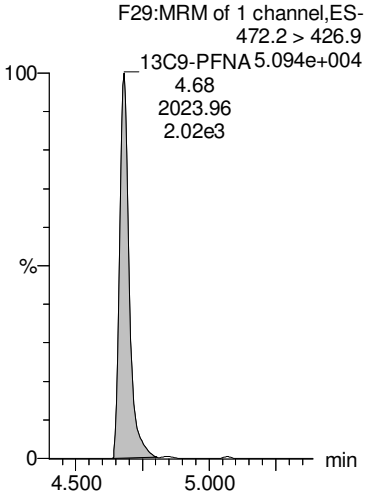

13C4-PFOS

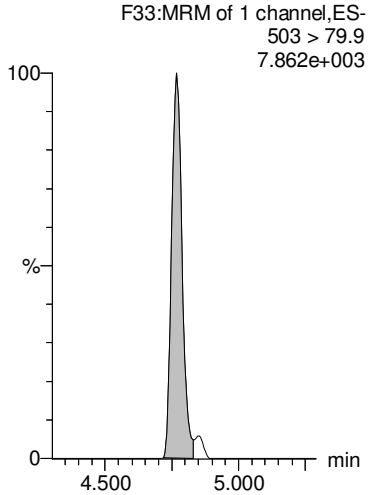

13C6-PFDA

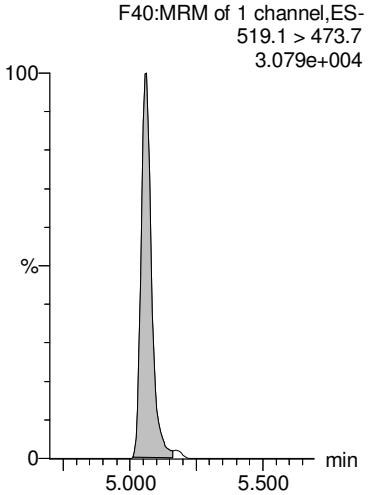

13C7-PFUdA

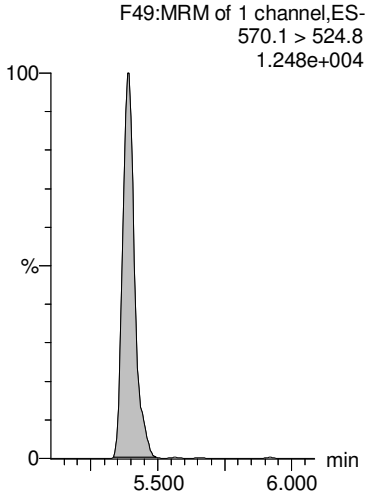

	#	Name	Trace	Area	IS Area	wt/vol	RRF	RT	Response	Conc.	%Rec	Ion Ratio	Ratio Out?
1	16	L-PFOS	498.9 > 79.9	6.67e3	3.17e2	0.218	0.000	4.77	263	1226.2689		1.00	YES
2	17	Br-PFOS	498.9 > 79.9	2.83e4	3.17e2	0.218	0.000	4.62	1120	5010.4094		3.99	NO
3	70	Total PFOS	498.9 > 79.9	3.49e4	3.17e2	0.218			1380	6236.6784			
4	60	13C4-PFBA	217. > 172	1.60e3	1.60e3	0.218	1.00	1.30	12.5	57.2240	100.0		
5	61	13C5-PFHxA	318 > 272.9	2.32e3	2.32e3	0.218	1.00	3.08	12.5	57.2240	100.0		
6	47	13C8-PFOS	507.0 > 79.9	3.17e2	3.58e2	0.218	0.885	4.77	11.1	49.6173	86.7		
7	47	13C8-PFOS	507.0 > 79.9	3.17e2	3.58e2	0.218	0.885	4.77	11.1	49.6173	86.7		
8	47	13C8-PFOS	507.0 > 79.9	3.17e2	3.58e2	0.218	0.885	4.77	11.1	49.6173	86.7		
9	62	13C3-PFHxS	401.8 > 79.9	5.66e2	5.66e2	0.218	1.00	3.87	12.5	57.2240	100.0		
10	63	13C8-PFOA	420.9 > 376	2.87e3	2.87e3	0.218	1.00	4.24	12.5	57.2240	100.0		
11	-1												
12	64	13C9-PFNA	472.2 > 426.9	2.02e3	2.02e3	0.218	1.00	4.68	12.5	57.2240	100.0		
13	65	13C4-PFOS	503 > 79.9	3.58e2	3.58e2	0.218	1.00	4.77	12.5	57.2240	100.0		
14	66	13C6-PFDA	519.1 > 473.7	1.36e3	1.36e3	0.218	1.00	5.06	12.5	57.2240	100.0		
15	67	13C7-PFUdA	570.1 > 524.8	6.28e2	6.28e2	0.218	1.00	5.39	12.5	57.2240	100.0		

AMR 10/1/2018

Vista Analytical Laboratory

Rev: ANP 10/1/2018

Dataset: Z:\Projects\PFAS.PRO\Results\180928M1\180928M1-46.qld

Last Altered: Monday, October 01, 2018 12:51:34 Pacific Daylight Time
Printed: Monday, October 01, 2018 12:52:16 Pacific Daylight Time

Method: F:\Projects\PFAS.PRO\MethDB\PFAS_FULL_80C_092818.mdb 29 Sep 2018 16:55:53
Calibration: F:\Projects\PFAS.PRO\CurveDB\C18_VAL-PFAS_Q4_09-27-18.cdb 28 Sep 2018 09:49:55

Name: 180928M1_46, Date: 28-Sep-2018, Time: 19:22:51, ID: 1802900-01@5X PW1809041355GC 0.21844, Description: PW1809041355GC

L-PFOS

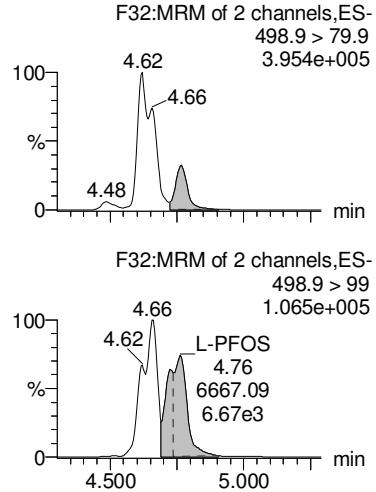

Br-PFOS

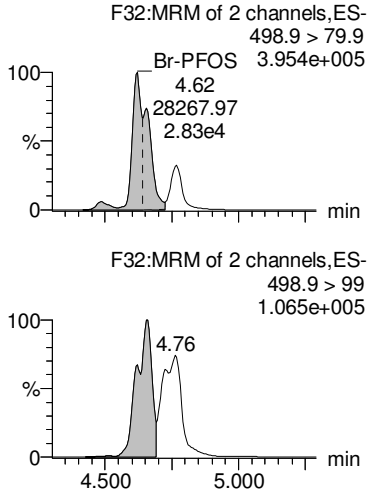

Total PFOS

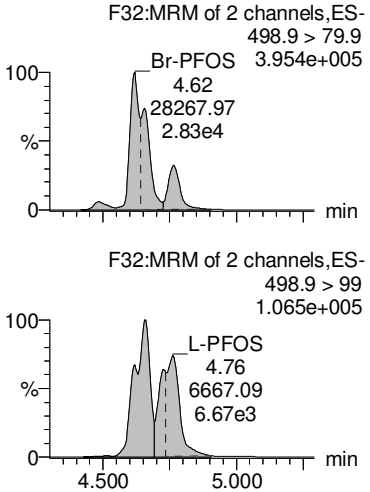

13C4-PFBA

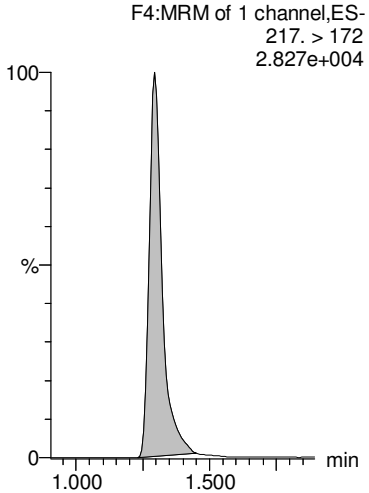

13C5-PFHxA

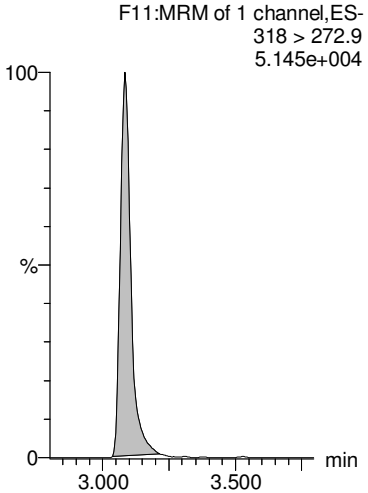

13C8-PFOS

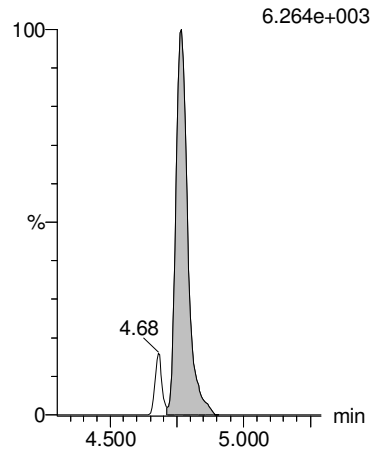

13C8-PFOS

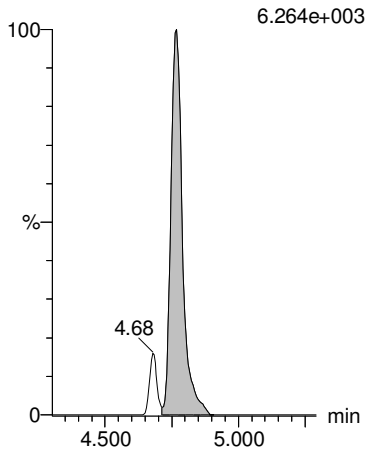

13C8-PFOS

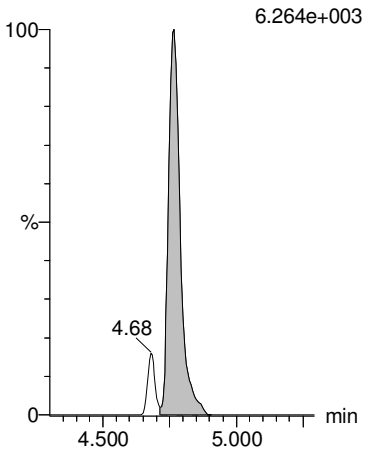

13C3-PFHxS

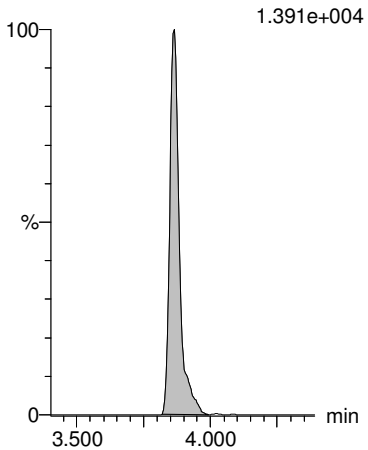

13C8-PFOA

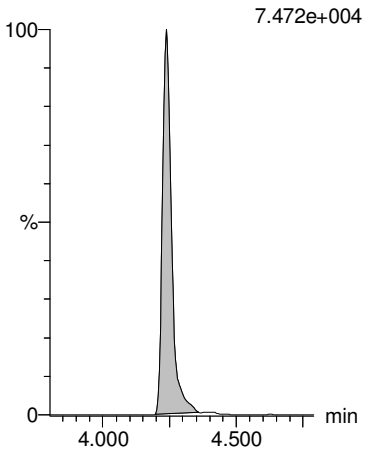

AMR 10/1/2018

Dataset: Z:\Projects\PFAS.PRO\Results\180925M1\180925M1-56.qld

MMM 9/27/2018

Last Altered: Thursday, September 27, 2018 14:44:41 Pacific Daylight Time
Printed: Thursday, September 27, 2018 15:02:01 Pacific Daylight Time

Name: 180925M1_56, Date: 25-Sep-2018, Time: 23:05:53, ID: 1802900-02 PW1809041415GC 0.22528, Description: PW1809041415GC

	#	Name	Trace	Area	IS Area	Wt/Vol	RRF	RT	Response	Conc.	%Rec	Ion Ratio	Ratio Out?
1	1	PFBA	213.0 > 168.8	6.64e3	7.22e3	0.225	0.000	1.42	11.5	44.7084			
2	2	PFPeA	263.1 > 218.9	1.81e4	8.09e3	0.225	0.000	2.41	28.0	123.0094			
3	3	PFBS	299.0 > 79.7	1.11e2	1.57e3	0.225	0.000	2.70	0.888	2.1979		2.80	NO
4	4	4:2 FTS	327.2>307.2	6.09e1	2.50e3	0.225	0.000	3.11	0.305	0.9514		1.36	YES
5	5	PFHxA	313 > 269	2.66e4	6.32e3	0.225	0.000	3.20	21.1	97.3418		14.5	NO
6	36	13C3-PFBA	216.1 > 171.8	7.22e3	9.52e3	0.225	0.759	1.41	9.48	56.9347	102.6		
7	37	13C3-PFPeA	266. > 221.8	8.09e3	1.67e4	0.225	0.484	2.41	6.05	48.8971	88.1		
8	38	13C3-PFBS	302. > 98.8	1.57e3	2.82e3	0.225	0.555	2.70	6.94	59.0211	106.4		
9	39	13C2-4:2 FTS	329.2>308.9	2.50e3	2.82e3	0.225	0.885	3.11	11.1	56.9364	102.6		
10	40	13C2-PFHxA	315 > 270	6.32e3	1.67e4	0.225	0.944	3.20	4.72	21.0135	94.7		
11	-1												
12	7	PFHpA	363.0 > 318.9	5.02e3	8.70e3	0.225	0.000	3.83	7.22	27.5282		11.0	NO
13	6	PFPeS	349.1>80.1	9.94e1	1.57e3	0.225	0.000	3.40	0.793	2.5535		1.18	NO
14	8	L-PFHxS	398.9 > 79.6	3.84e3	1.16e3	0.225	0.000	3.97	41.2	102.3494		1.72	NO
15	9	Br-PFHxS	398.9 > 79.6	7.36e2	1.16e3	0.225	0.000	3.85	7.91	19.6521		2.56	YES
16	68	Total PFHxS	398.9 > 79.6	4.57e3	1.16e3	0.225			49.2	122.0014			
17	41	13C4-PFHpA	367.2 > 321.8	8.70e3	1.67e4	0.225	0.520	3.83	6.50	54.7215	98.6		
18	38	13C3-PFBS	302. > 98.8	1.57e3	2.82e3	0.225	0.555	2.70	6.94	59.0211	106.4		
19	42	18O2-PFHxS	403.0 > 102.6	1.16e3	2.82e3	0.225	0.412	3.98	5.15	52.3354	94.3		
20	42	18O2-PFHxS	403.0 > 102.6	1.16e3	2.82e3	0.225	0.412	3.98	5.15	52.3354	94.3		
21	42	18O2-PFHxS	403.0 > 102.6	1.16e3	2.82e3	0.225	0.412	3.98	5.15	52.3354	94.3		
22	-1												
23	10	6:2 FTS	427.1 > 407	4.14e3	2.69e3	0.225	0.000	4.30	19.3	61.3418		3.22	NO
24	13	PFHpS	449 > 80.0	3.69e2	2.82e3	0.225	0.000	4.46	1.63	8.8362		1.85	NO
25	11	L-PFOA	412.8 > 368.9	1.88e4	1.34e4	0.225	0.000	4.35	17.6	45.6718		3.33	NO
26	12	Br-PFOA	412.8 > 368.9	2.09e3	1.34e4	0.225	0.000	4.22	1.96	4.9076		1.93	NO
27	69	Total PFOA	412.8 > 368.9	2.09e4	1.34e4	0.225			19.5	50.5794			
28	43	13C2-6:2 FTS	429.1 > 408.9	2.69e3	2.74e3	0.225	0.980	4.30	12.3	59.5021	107.2		
29	44	13C2-PFOA	414.9 > 369.7	1.34e4	2.35e4	0.225	0.568	4.35	7.10	55.7612	100.5		
30	44	13C2-PFOA	414.9 > 369.7	1.34e4	2.35e4	0.225	0.568	4.35	7.10	55.7612	100.5		
31	44	13C2-PFOA	414.9 > 369.7	1.34e4	2.35e4	0.225	0.568	4.35	7.10	55.7612	100.5		
32	44	13C2-PFOA	414.9 > 369.7	1.34e4	2.35e4	0.225	0.568	4.35	7.10	55.7612	100.5		
33	-1												
34	14	PFNA	463.0 > 418.8	1.26e3	1.53e4	0.225	0.000	4.79	1.03	4.4004		4.04	NO
35	15	PFOSA	497.9 > 77.9	5.37e2	2.42e3	0.225	0.000	4.84	2.78	11.8908		61.6	YES
36	16	L-PFOS	498.9 > 79.9	3.76e4	2.82e3	0.225	0.000	4.87	167	735.1825		1.65	NO
37	17	Br-PFOS	498.9 > 79.9	1.31e4	2.82e3	0.225	0.000	4.72	58.1	258.3435		3.76	NO

AD 9/27/2018

Dataset: Z:\Projects\PFAS.PRO\Results\180925M1\180925M1-56.qld

MMM 9/27/2018

Last Altered: Thursday, September 27, 2018 14:44:41 Pacific Daylight Time
Printed: Thursday, September 27, 2018 15:02:01 Pacific Daylight Time

Name: 180925M1_56, Date: 25-Sep-2018, Time: 23:05:53, ID: 1802900-02 PW1809041415GC 0.22528, Description: PW1809041415GC

	#	Name	Trace	Area	IS Area	Wt/Vol	RRF	RT	Response	Conc.	%Rec	Ion Ratio	Ratio Out?
38	70	Total PFOS	498.9 > 79.9	5.07e4	2.82e3	0.225			225	993.5260			
39	45	13C5-PFNA	468.2 > 422.9	1.53e4	1.67e4	0.225	0.918	4.79	11.5	51.4549	92.7		
40	46	13C8-PFOSA	506.1 > 77.7	2.42e3	2.20e4	0.225	0.110	4.84	1.38	29.1164	52.5		
41	47	13C8-PFOS	507.0 > 79.9	2.82e3	2.74e3	0.225	1.03	4.87	12.9	54.1688	97.6		
42	47	13C8-PFOS	507.0 > 79.9	2.82e3	2.74e3	0.225	1.03	4.87	12.9	54.1688	97.6		
43	47	13C8-PFOS	507.0 > 79.9	2.82e3	2.74e3	0.225	1.03	4.87	12.9	54.1688	97.6		
44	-1												
45	18	PFDA	513 > 468.8	2.71e2	1.33e4	0.225	0.000	5.16	0.254	0.9730		4.53	NO
46	19	8:2 FTS	527 > 506.9	4.88e3	2.39e3	0.225	0.000	5.14	25.5	75.3749		2.40	NO
47	20	PFNS	549.1 > 80.1	5.67e1	2.82e3	0.225	0.000	5.09	0.251	1.7044		2.45	YES
48	26	PFDS	598.8 > 79.9		2.82e3	0.225							
49	25	PFUdA	563.0 > 518.9		1.85e4	0.225							
50	48	13C2-PFDA	515.1 > 469.9	1.33e4	1.50e4	0.225	0.890	5.16	11.1	46.2163	83.3		
51	49	13C2-8:2 FTS	529.1 > 508.7	2.39e3	2.74e3	0.225	0.871	5.14	10.9	66.2881	119.5		
52	47	13C8-PFOS	507.0 > 79.9	2.82e3	2.74e3	0.225	1.03	4.87	12.9	54.1688	97.6		
53	47	13C8-PFOS	507.0 > 79.9	2.82e3	2.74e3	0.225	1.03	4.87	12.9	54.1688	97.6		
54	51	13C2-PFUdA	565 > 519.8	1.85e4	2.20e4	0.225	0.843	5.48	10.5	48.4284	87.3		
55	-1												
56	21	L-MeFOSAA	570 > 419		4.66e3	0.225							
57	22	Br-MeFOSAA	570. > 419		4.66e3	0.225							
58	71	Total N-MeFOSAA	570. > 419	0.00e0	4.66e3	0.225			0.000				
59	29	PFTrDA	662.9 > 618.9		1.82e4	0.225							
60	30	PFTeDA	712.8 > 669.0	5.39e1	1.34e4	0.225	0.000	6.22	0.0503			40.9	YES
61	50	d3-N-MeFOSAA	573.3 > 419	4.66e3	2.20e4	0.225	0.212	5.31	2.65	47.8931	86.3		
62	50	d3-N-MeFOSAA	573.3 > 419	4.66e3	2.20e4	0.225	0.212	5.31	2.65	47.8931	86.3		
63	50	d3-N-MeFOSAA	573.3 > 419	4.66e3	2.20e4	0.225	0.212	5.31	2.65	47.8931	86.3		
64	53	13C2-PFDoA	615.0 > 569.7	1.82e4	1.50e4	0.225	1.22	5.77	15.2	52.4813	94.6		
65	55	13C2-PFTeDA	714.8 > 669.6	1.34e4	2.20e4	0.225	0.610	6.22	7.63	53.3971	96.2		
66	-1												
67	23	L-EtFOSAA	584.1 > 419		5.18e3	0.225							
68	24	Br-ETFOSAA	584.1 > 419		5.18e3	0.225							
69	72	Total N-EtFOSAA	584.1 > 419	0.00e0	5.18e3	0.225			0.000				
70	27	PFDoA	612.9 > 569.0		1.82e4	0.225							
71	73	TCDA	498.3>106.9			0.225							
72	52	d5-N-EtFOSAA	589.3 > 419	5.18e3	2.20e4	0.225	0.236	5.46	2.94	47.2555	85.2		
73	52	d5-N-EtFOSAA	589.3 > 419	5.18e3	2.20e4	0.225	0.236	5.46	2.94	47.2555	85.2		
74	52	d5-N-EtFOSAA	589.3 > 419	5.18e3	2.20e4	0.225	0.236	5.46	2.94	47.2555	85.2		

AD 9/27/2018

Dataset: Z:\Projects\PFAS.PRO\Results\180925M1\180925M1-56.qld

MMM 9/27/2018

Last Altered: Thursday, September 27, 2018 14:44:41 Pacific Daylight Time
Printed: Thursday, September 27, 2018 15:02:01 Pacific Daylight Time

Name: 180925M1_56, Date: 25-Sep-2018, Time: 23:05:53, ID: 1802900-02 PW1809041415GC 0.22528, Description: PW1809041415GC

	#	Name	Trace	Area	IS Area	Wt/Vol	RRF	RT	Response	Conc.	%Rec	Ion Ratio	Ratio Out?
75	53	13C2-PFDoA	615.0 > 569.7	1.82e4	1.50e4	0.225	1.22	5.77	15.2	52.4813	94.6		
76	47	13C8-PFOS	507.0 > 79.9	2.82e3	2.74e3	0.225	1.03	4.87	12.9	54.1688	97.6		
77	-1												
78	60	13C4-PFBA	217. > 172	9.52e3	9.52e3	0.225	1.00	1.41	12.5	55.4865	100.0		
79	61	13C5-PFHxA	318 > 272.9	1.67e4	1.67e4	0.225	1.00	3.20	12.5	55.4865	100.0		
80	62	13C3-PFHxS	401.8 > 79.9	2.82e3	2.82e3	0.225	1.00	3.98	12.5	55.4865	100.0		
81	63	13C8-PFOA	420.9 > 376	2.35e4	2.35e4	0.225	1.00	4.35	12.5	55.4865	100.0		
82	64	13C9-PFNA	472.2 > 426.9	1.67e4	1.67e4	0.225	1.00	4.79	12.5	55.4865	100.0		
83	65	13C4-PFOS	503 > 79.9	2.74e3	2.74e3	0.225	1.00	4.87	12.5	55.4865	100.0		
84	66	13C6-PFDA	519.1 > 473.7	1.50e4	1.50e4	0.225	1.00	5.16	12.5	55.4865	100.0		
85	67	13C7-PFUdA	570.1 > 524.8	2.20e4	2.20e4	0.225	1.00	5.48	12.5	55.4865	100.0		

AD 9/27/2018

Dataset: Z:\Projects\PFAS.PRO\Results\180925M1\180925M1-56.qld

MMM 9/27/2018

Last Altered: Thursday, September 27, 2018 14:44:41 Pacific Daylight Time
Printed: Thursday, September 27, 2018 15:02:01 Pacific Daylight Time

Method: Z:\Projects\PFAS.PRO\MethDB\PFAS_FULL_80C_092518.mdb 26 Sep 2018 12:51:44
Calibration: Z:\Projects\PFAS.PRO\CurveDB\C18_VAL-PFAS_Q4_09-25-18.cdb 26 Sep 2018 10:07:46

Name: 180925M1_56, Date: 25-Sep-2018, Time: 23:05:53, ID: 1802900-02 PW1809041415GC 0.22528, Description: PW1809041415GC

PFBA

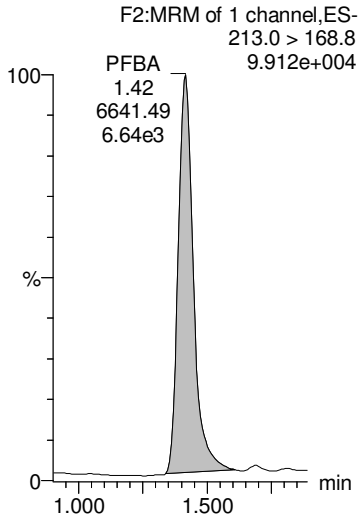

PFPeA

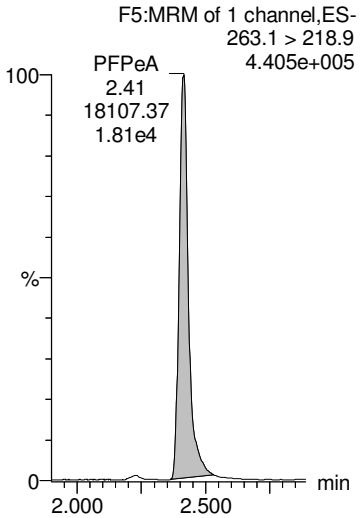

PFBS

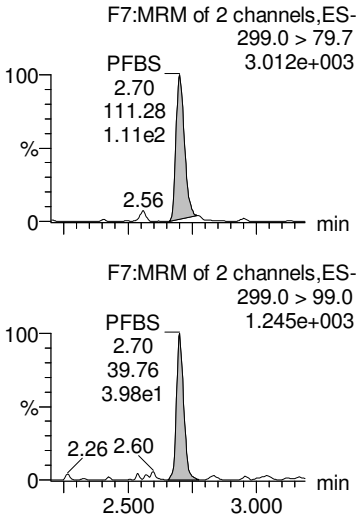

4:2 FTS

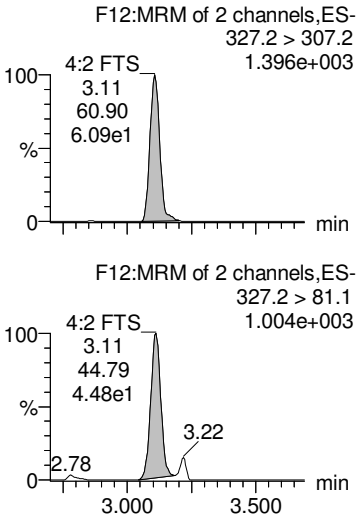

PFHxA

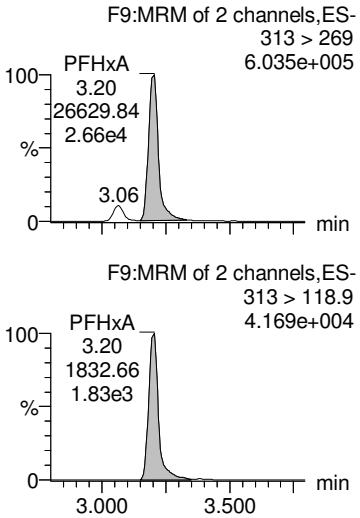

13C3-PFBA

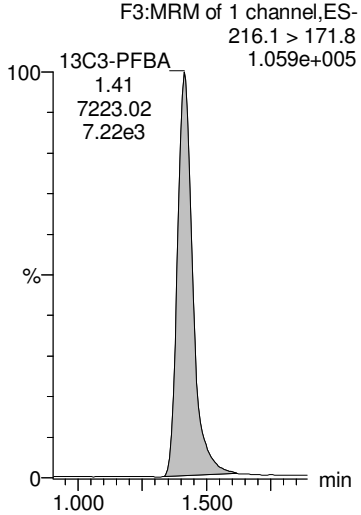

13C3-PFPeA

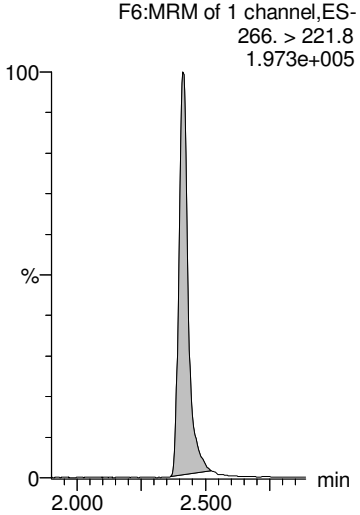

13C3-PFBS

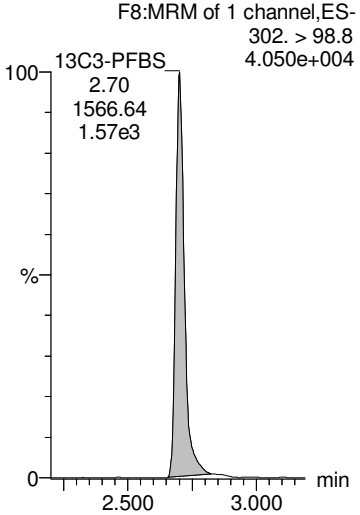

13C2-4:2 FTS

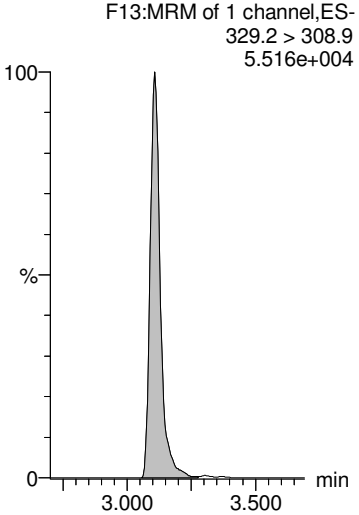

13C2-PFHxA

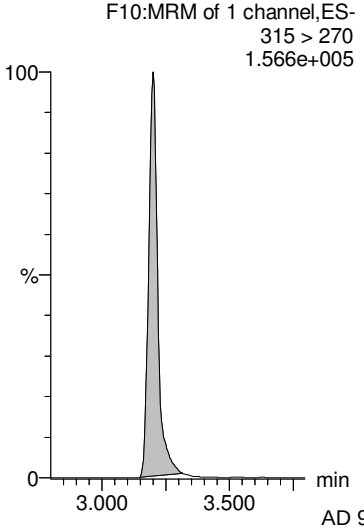

AD 9/27/2018

Dataset: Z:\Projects\PFAS.PRO\Results\180925M1\180925M1-56.qld

MMM 9/27/2018

Last Altered: Thursday, September 27, 2018 14:44:41 Pacific Daylight Time
Printed: Thursday, September 27, 2018 15:02:01 Pacific Daylight Time

Name: 180925M1_56, Date: 25-Sep-2018, Time: 23:05:53, ID: 1802900-02 PW1809041415GC 0.22528, Description: PW1809041415GC

PFHpA

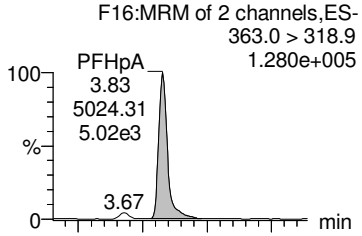

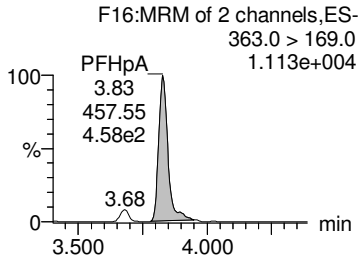

PFPeS

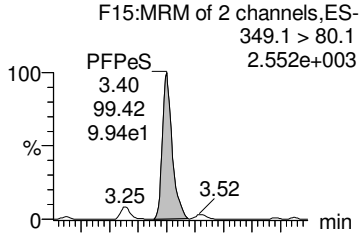

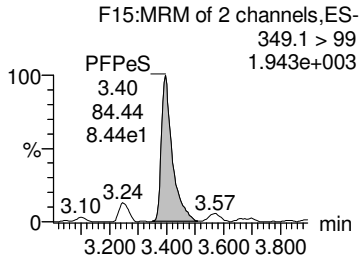

L-PFHxS

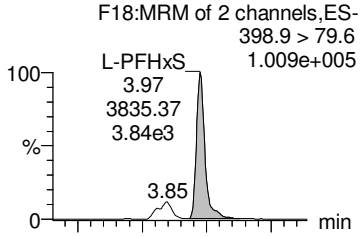

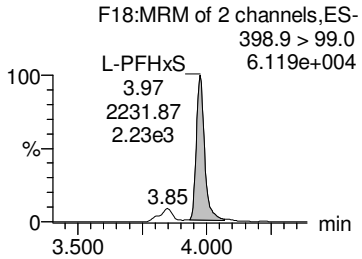

Br-PFHxS

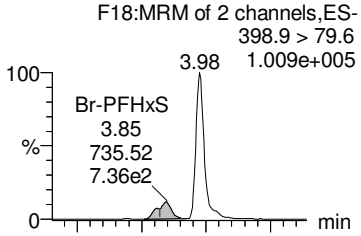

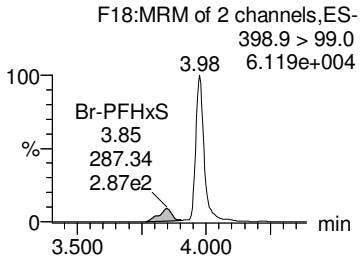

Total PFHxS

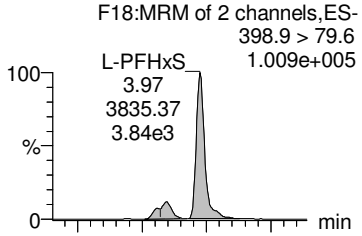

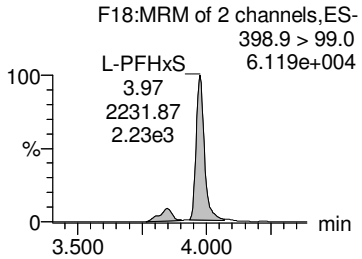

13C4-PFHpA

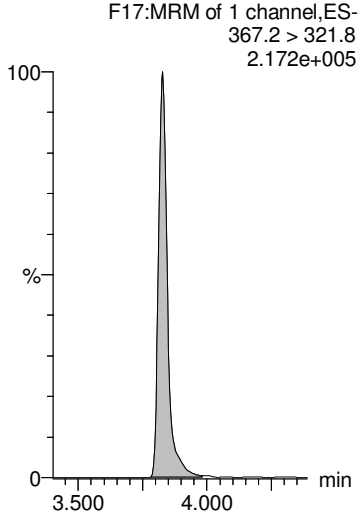

13C3-PFBS

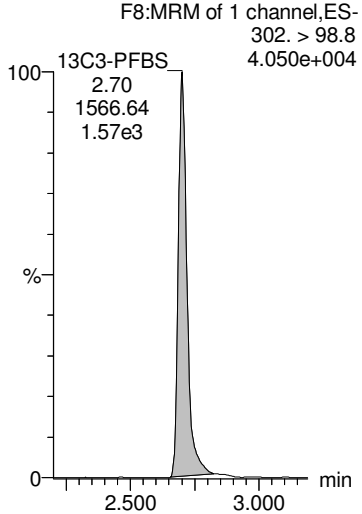

18O2-PFHxS

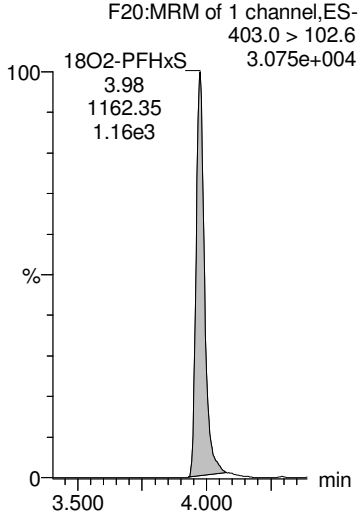

18O2-PFHxS

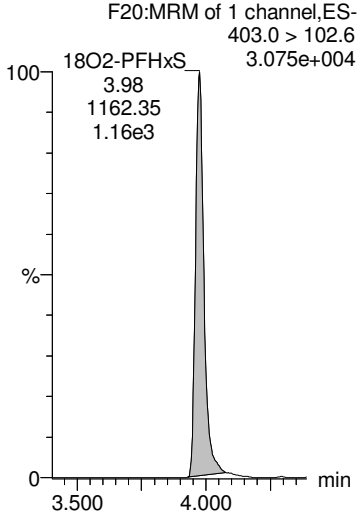

18O2-PFHxS

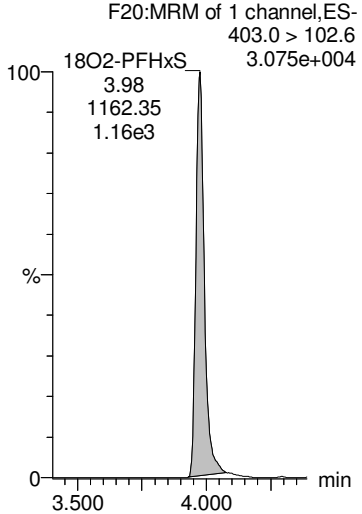

AD 9/27/2018

Dataset: Z:\Projects\PFAS.PRO\Results\180925M1\180925M1-56.qld

MMM 9/27/2018

Last Altered: Thursday, September 27, 2018 14:44:41 Pacific Daylight Time
Printed: Thursday, September 27, 2018 15:02:01 Pacific Daylight Time

Name: 180925M1_56, Date: 25-Sep-2018, Time: 23:05:53, ID: 1802900-02 PW1809041415GC 0.22528, Description: PW1809041415GC

6:2 FTS

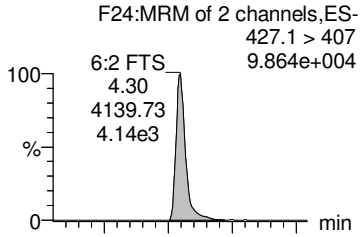

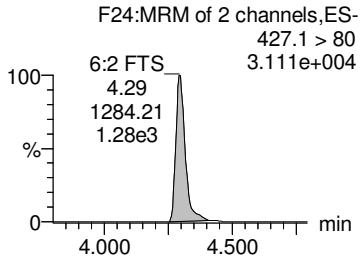

PFHpS

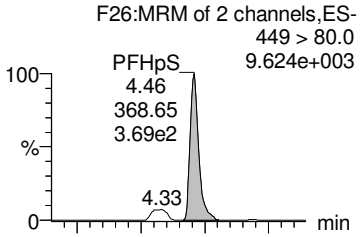

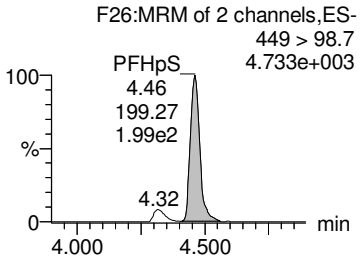

L-PFOA

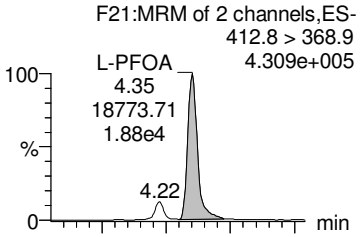

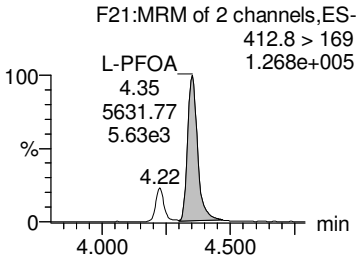

Br-PFOA

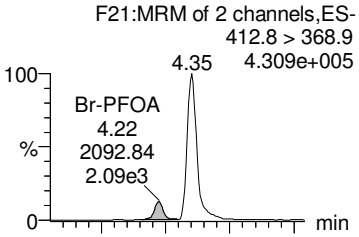

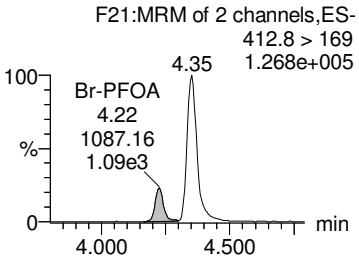

Total PFOA

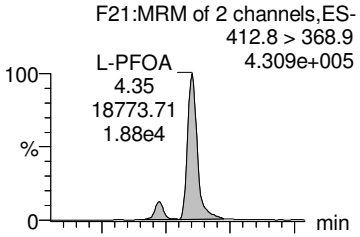

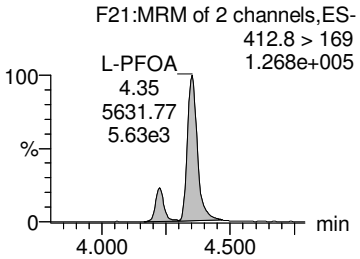

13C2-6:2 FTS

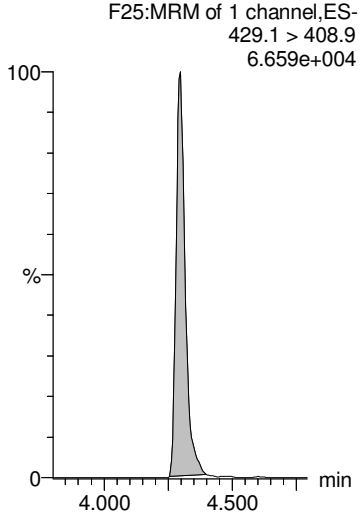

13C2-PFOA

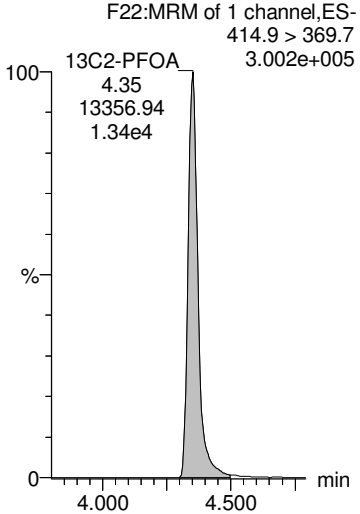

13C2-PFOA

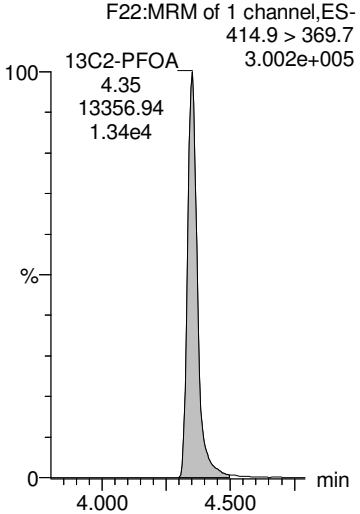

13C2-PFOA

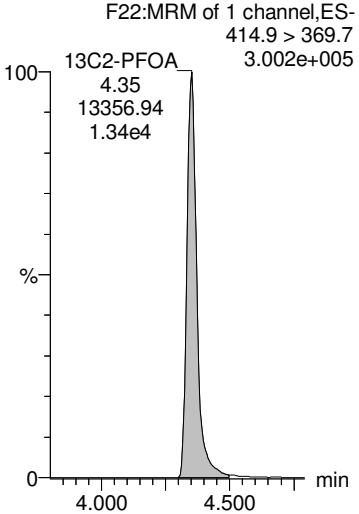

13C2-PFOA

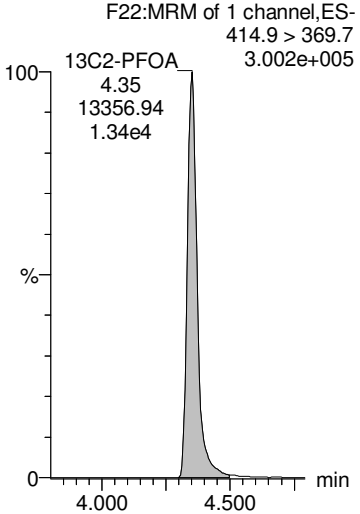

AD 9/27/2018

Dataset: Z:\Projects\PFAS.PRO\Results\180925M1\180925M1-56.qld

MMM 9/27/2018

Last Altered: Thursday, September 27, 2018 14:44:41 Pacific Daylight Time
Printed: Thursday, September 27, 2018 15:02:01 Pacific Daylight Time

Name: 180925M1_56, Date: 25-Sep-2018, Time: 23:05:53, ID: 1802900-02 PW1809041415GC 0.22528, Description: PW1809041415GC

PFNA

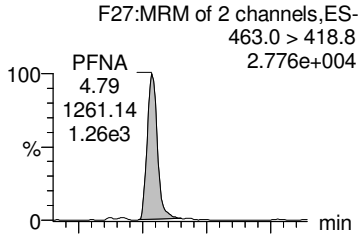

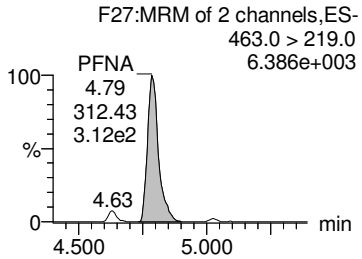

PFOSA

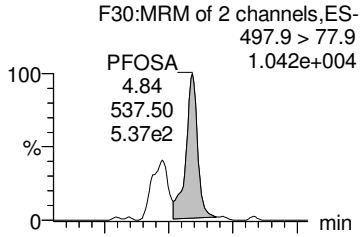

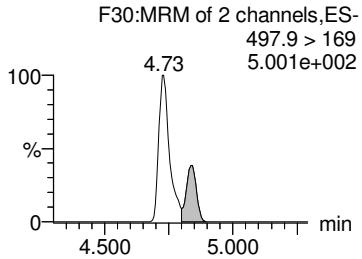

L-PFOS

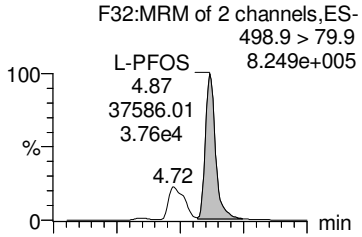

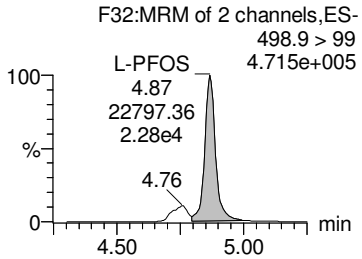

Br-PFOS

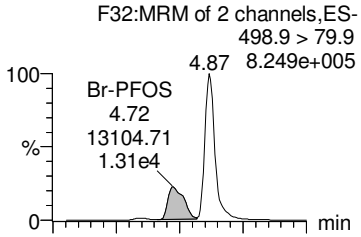

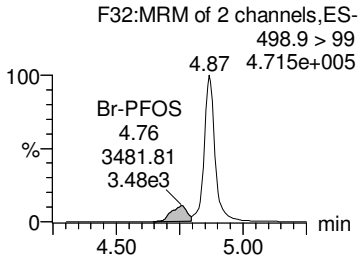

Total PFOS

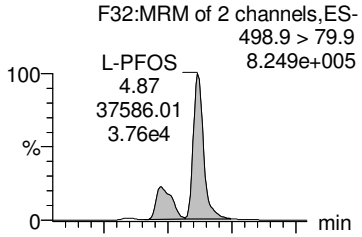

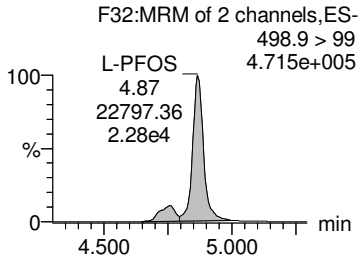

13C5-PFNA

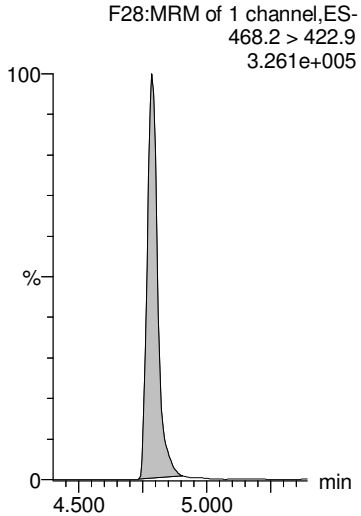

13C8-PFOSA

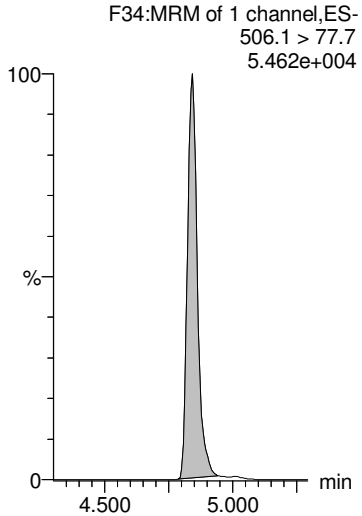

13C8-PFOS

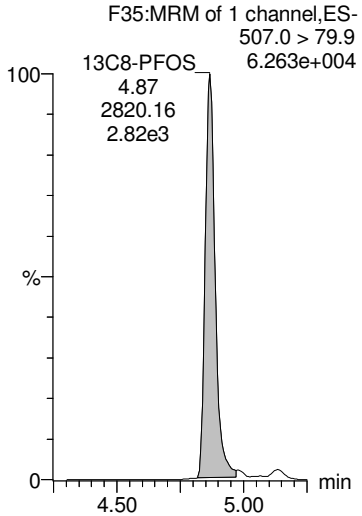

13C8-PFOS

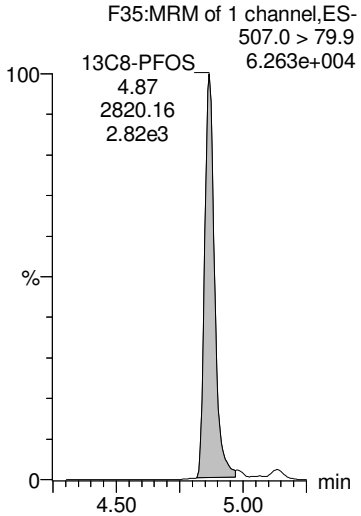

13C8-PFOS

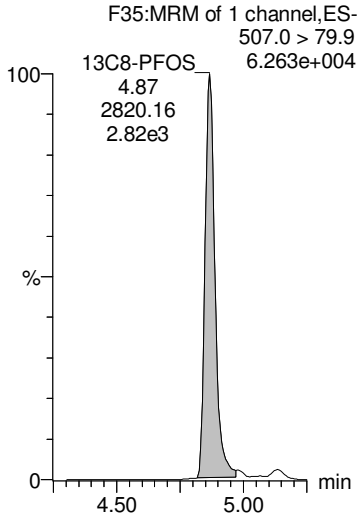

AD 9/27/2018

Dataset: Z:\Projects\PFAS.PRO\Results\180925M1\180925M1-56.qld

MMM 9/27/2018

Last Altered: Thursday, September 27, 2018 14:44:41 Pacific Daylight Time
Printed: Thursday, September 27, 2018 15:02:01 Pacific Daylight Time

Name: 180925M1_56, Date: 25-Sep-2018, Time: 23:05:53, ID: 1802900-02 PW1809041415GC 0.22528, Description: PW1809041415GC

PFDA

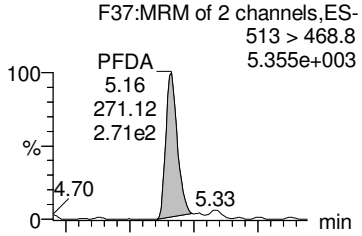

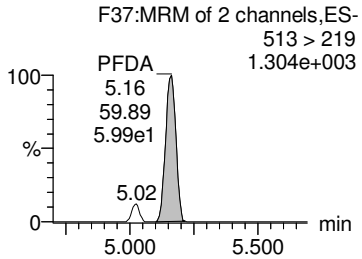

8:2 FTS

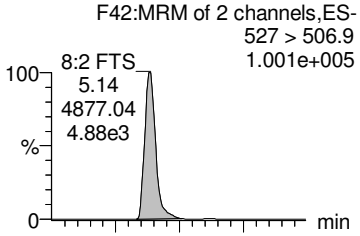

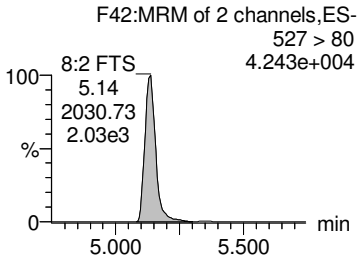

PFNS

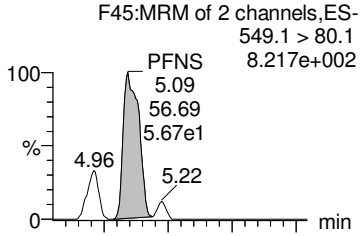

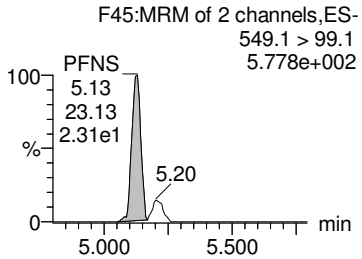

PFDS

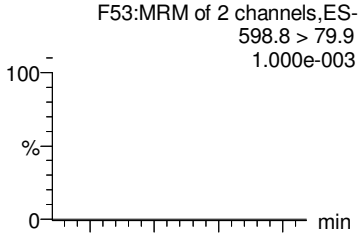

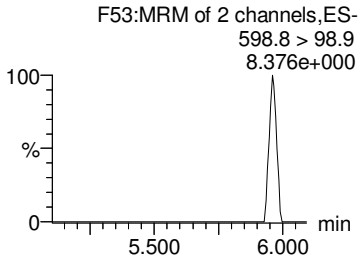

PFUdA

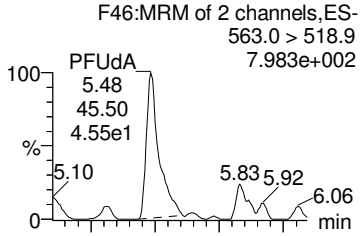

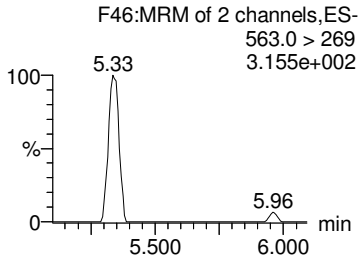

13C2-PFDA

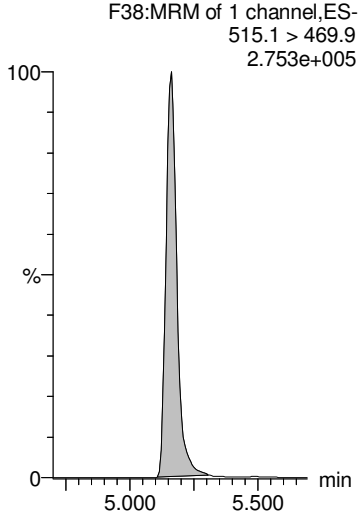

13C2-8:2 FTS

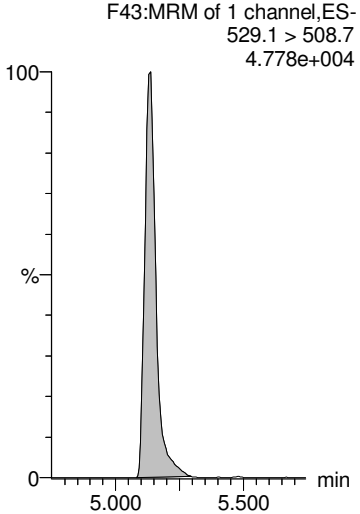

13C8-PFOS

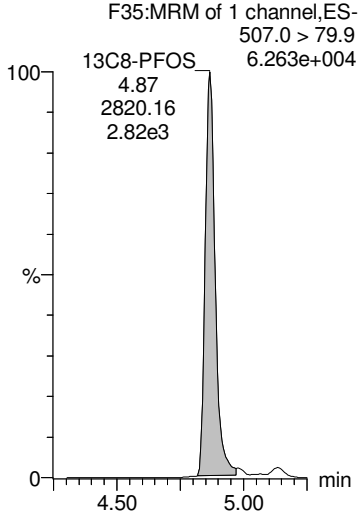

13C8-PFOS

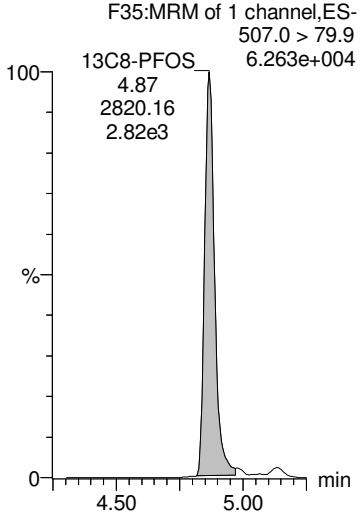

13C2-PFUdA

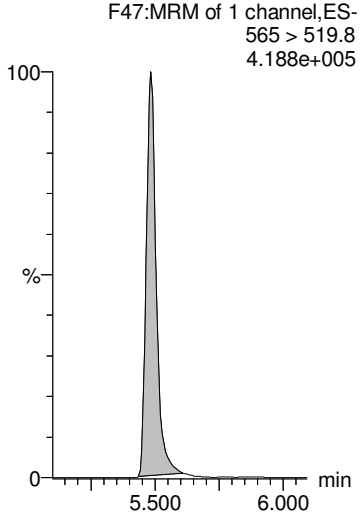

AD 9/27/2018

Dataset: Z:\Projects\PFAS.PRO\Results\180925M1\180925M1-56.qld

MMM 9/27/2018

Last Altered: Thursday, September 27, 2018 14:44:41 Pacific Daylight Time
Printed: Thursday, September 27, 2018 15:02:01 Pacific Daylight Time

Name: 180925M1_56, Date: 25-Sep-2018, Time: 23:05:53, ID: 1802900-02 PW1809041415GC 0.22528, Description: PW1809041415GC

L-MeFOSAA

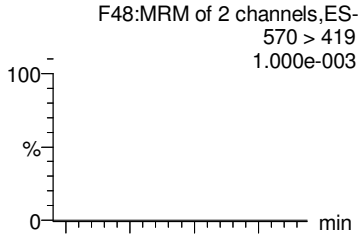

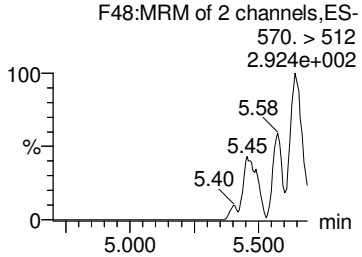

Br-MeFOSAA

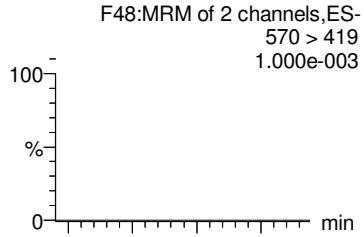

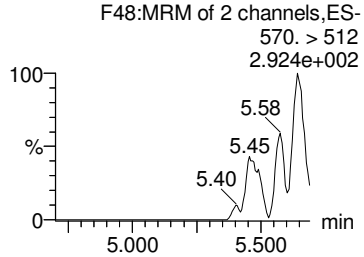

Total N-MeFOSAA

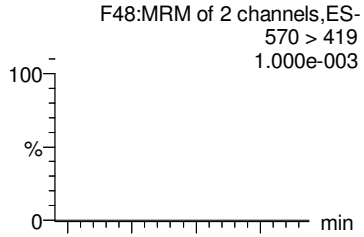

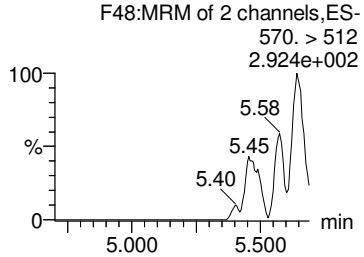

PFTrDA

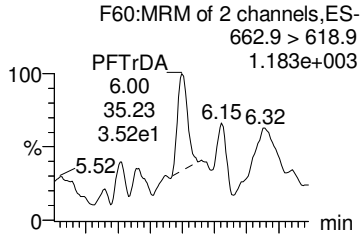

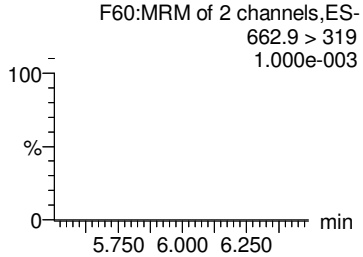

PFTeDA

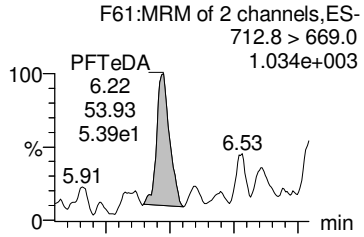

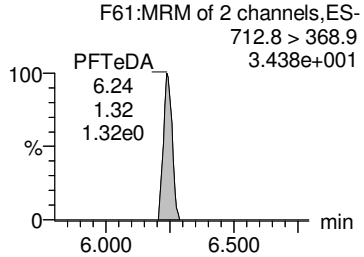

d3-N-MeFOSAA

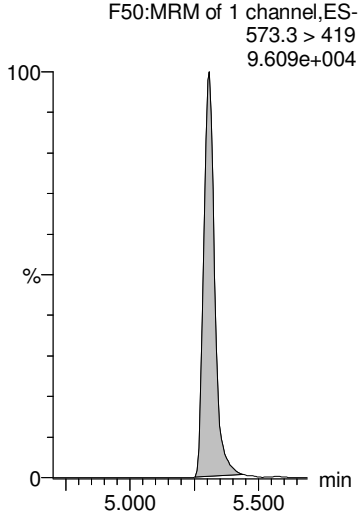

d3-N-MeFOSAA

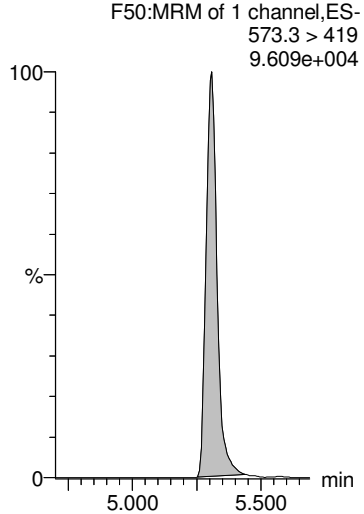

d3-N-MeFOSAA

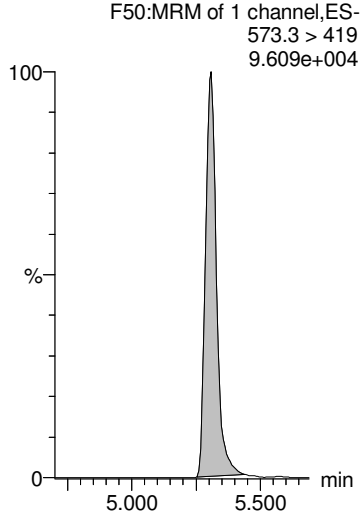

13C2-PFDoA

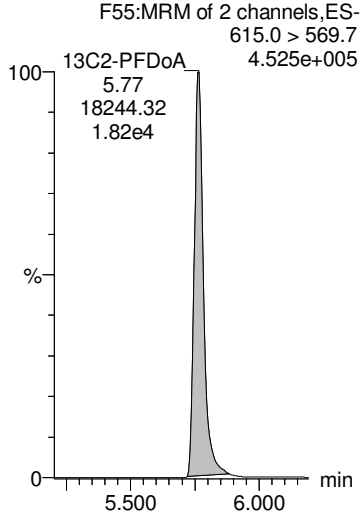

13C2-PFTeDA

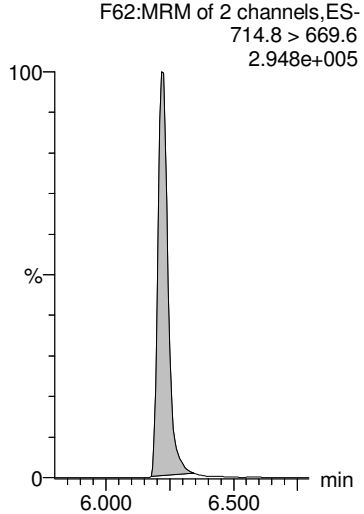

AD 9/27/2018

Dataset: Z:\Projects\PFAS.PRO\Results\180925M1\180925M1-56.qld

MMM 9/27/2018

Last Altered: Thursday, September 27, 2018 14:44:41 Pacific Daylight Time
Printed: Thursday, September 27, 2018 15:02:01 Pacific Daylight Time

Name: 180925M1_56, Date: 25-Sep-2018, Time: 23:05:53, ID: 1802900-02 PW1809041415GC 0.22528, Description: PW1809041415GC

L-EtFOSAA

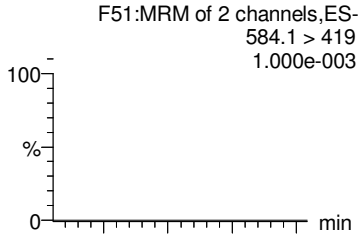

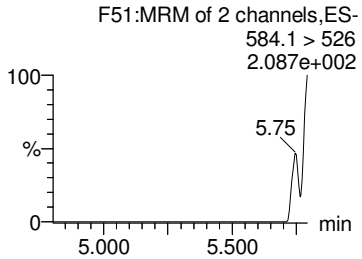

Br-ETFOSAA

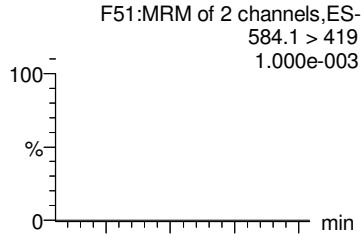

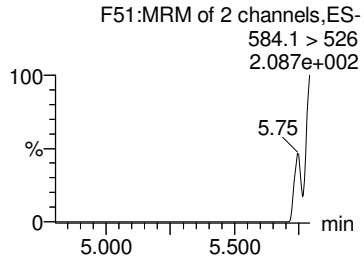

Total N-EtFOSAA

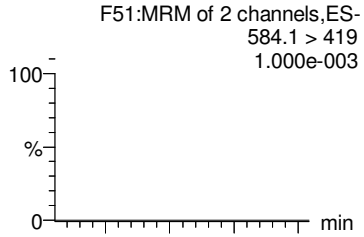

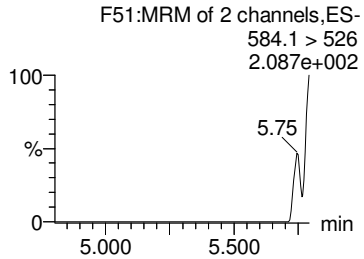

PFDoA

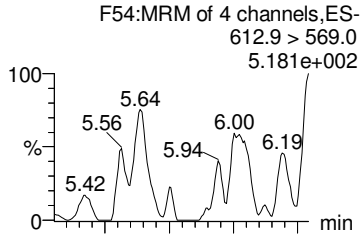

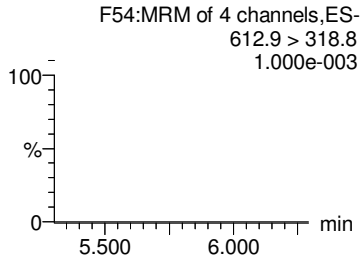

TCDA

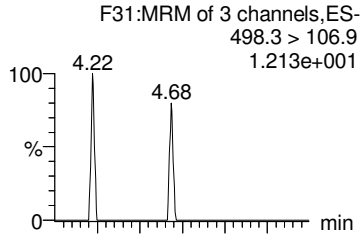

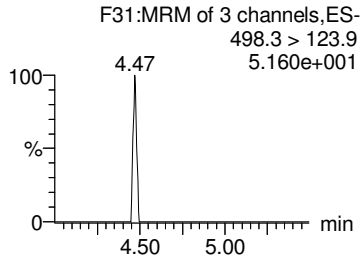

d5-N-EtFOSAA

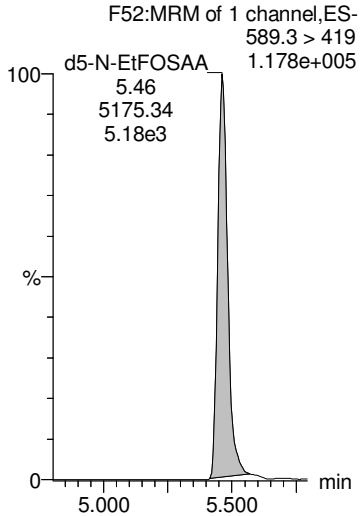

d5-N-EtFOSAA

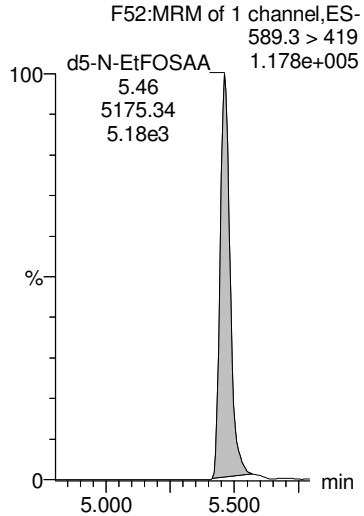

d5-N-EtFOSAA

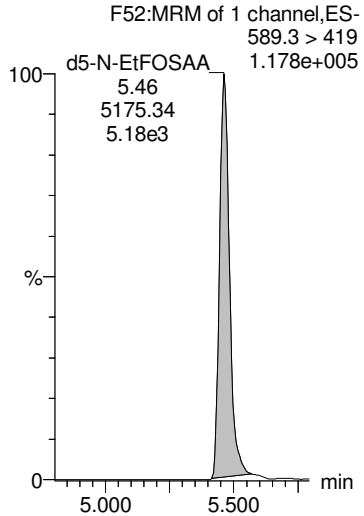

13C2-PFDoA

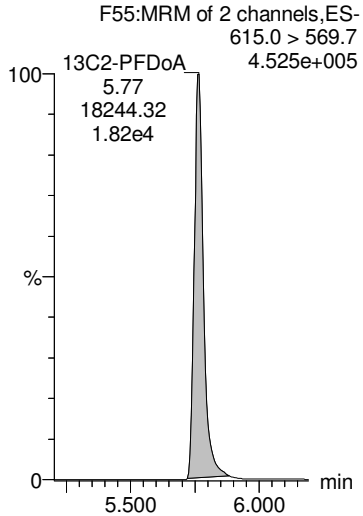

13C8-PFOS

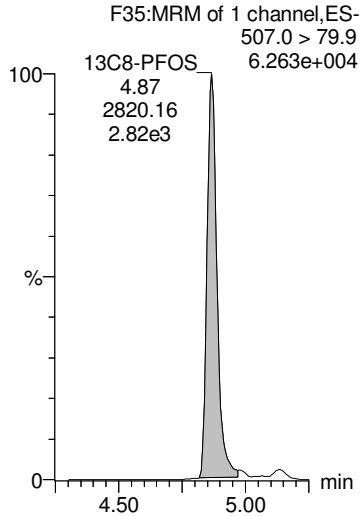

AD 9/27/2018

Dataset: Z:\Projects\PFAS.PRO\Results\180925M1\180925M1-56.qld

MMM 9/27/2018

Last Altered: Thursday, September 27, 2018 14:44:41 Pacific Daylight Time
Printed: Thursday, September 27, 2018 15:02:01 Pacific Daylight Time

Name: 180925M1_56, Date: 25-Sep-2018, Time: 23:05:53, ID: 1802900-02 PW1809041415GC 0.22528, Description: PW1809041415GC

13C4-PFBA

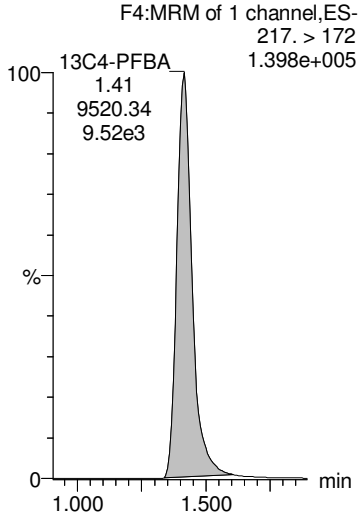

13C5-PFHxA

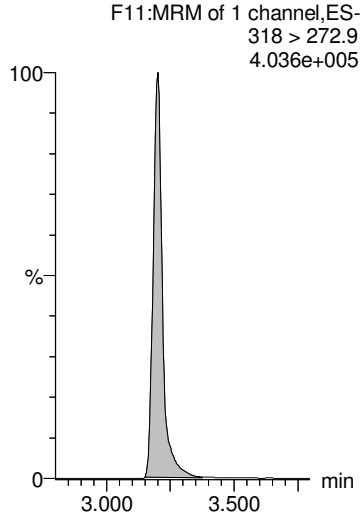

13C3-PFHxS

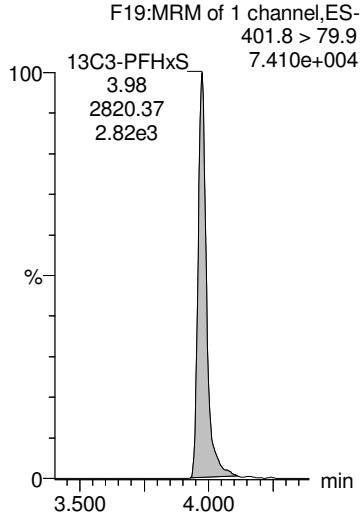

13C8-PFOA

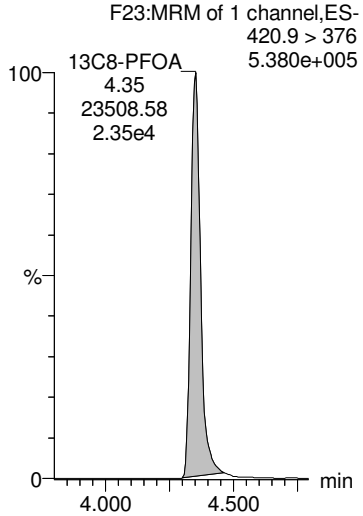

13C9-PFNA

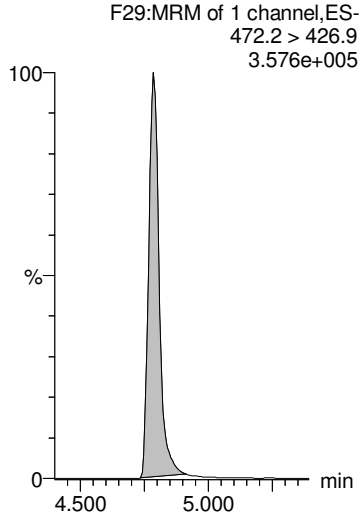

13C4-PFOS

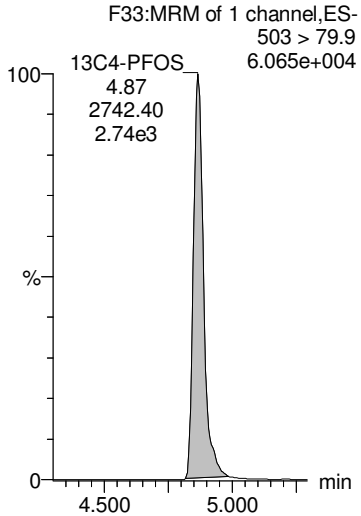

13C6-PFDA

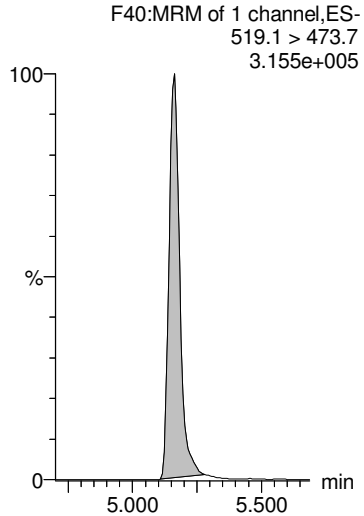

13C7-PFUdA

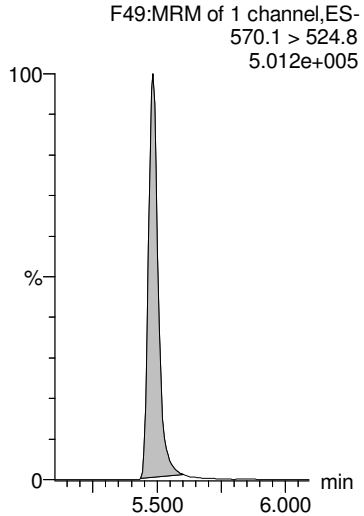

AD 9/27/2018

Dataset: Z:\Projects\PFAS.PRO\Results\180925M1\180925M1-57.qld

MMM 9/27/2018

Last Altered: Thursday, September 27, 2018 15:06:13 Pacific Daylight Time
Printed: Thursday, September 27, 2018 15:06:47 Pacific Daylight Time

Name: 180925M1_57, Date: 25-Sep-2018, Time: 23:16:31, ID: 1802900-03 PW1809041445GC 0.22448, Description: PW1809041445GC

	#	Name	Trace	Area	IS Area	Wt/Vol	RRF	RT	Response	Conc.	%Rec	Ion Ratio	Ratio Out?
1	1	PFBA	213.0 > 168.8	9.07e3	7.82e3	0.224	0.000	1.42	14.5	56.6073			
2	2	PFPeA	263.1 > 218.9	2.17e4	8.90e3	0.224	0.000	2.41	30.5	134.6234			
3	3	PFBS	299.0 > 79.7	4.98e2	1.50e3	0.224	0.000	2.70	4.15	10.0543		3.18	NO
4	4	4:2 FTS	327.2>307.2	1.85e1	2.46e3	0.224	0.000	3.10	0.0941	0.2130		1.41	NO
5	5	PFHxA	313 > 269	3.13e4	6.65e3	0.224	0.000	3.20	23.5	108.9501		14.9	NO
6	36	13C3-PFBA	216.1 > 171.8	7.82e3	1.15e4	0.224	0.680	1.41	8.50	51.2198	92.0		
7	37	13C3-PFPeA	266. > 221.8	8.90e3	1.87e4	0.224	0.475	2.41	5.94	48.2178	86.6		
8	38	13C3-PFBS	302. > 98.8	1.50e3	3.03e3	0.224	0.496	2.70	6.20	52.8540	94.9		
9	39	13C2-4:2 FTS	329.2>308.9	2.46e3	3.03e3	0.224	0.811	3.11	10.1	52.3827	94.1		
10	40	13C2-PFHxA	315 > 270	6.65e3	1.87e4	0.224	0.888	3.20	4.44	19.8362	89.1		
11	-1												
12	7	PFHpA	363.0 > 318.9	6.89e3	8.82e3	0.224	0.000	3.82	9.77	37.4101		10.5	NO
13	6	PFPeS	349.1>80.1	6.22e2	1.50e3	0.224	0.000	3.40	5.18	15.4077		1.56	NO
14	8	L-PFHxS	398.9 > 79.6	1.55e4	1.18e3	0.224	0.000	3.97	164	405.3299		1.68	NO
15	9	Br-PFHxS	398.9 > 79.6	2.19e3	1.18e3	0.224	0.000	3.85	23.1	57.6774		2.57	YES
16	68	Total PFHxS	398.9 > 79.6	1.77e4	1.18e3	0.224			187	463.0073			
17	41	13C4-PFHpA	367.2 > 321.8	8.82e3	1.87e4	0.224	0.471	3.82	5.89	49.7714	89.4		
18	38	13C3-PFBS	302. > 98.8	1.50e3	3.03e3	0.224	0.496	2.70	6.20	52.8540	94.9		
19	42	18O2-PFHxS	403.0 > 102.6	1.18e3	3.03e3	0.224	0.391	3.97	4.89	49.8242	89.5		
20	42	18O2-PFHxS	403.0 > 102.6	1.18e3	3.03e3	0.224	0.391	3.97	4.89	49.8242	89.5		
21	42	18O2-PFHxS	403.0 > 102.6	1.18e3	3.03e3	0.224	0.391	3.97	4.89	49.8242	89.5		
22	-1												
23	10	6:2 FTS	427.1 > 407	5.94e3	2.97e3	0.224	0.000	4.29	25.0	80.9609		3.26	NO
24	13	PFHpS	449 > 80.0	1.25e3	2.47e3	0.224	0.000	4.46	6.35	33.4269		1.76	NO
25	11	L-PFOA	412.8 > 368.9	4.44e4	1.39e4	0.224	0.000	4.35	39.8	104.1761		3.22	NO
26	12	Br-PFOA	412.8 > 368.9	3.75e3	1.39e4	0.224	0.000	4.22	3.36	8.5888		1.76	NO
27	69	Total PFOA	412.8 > 368.9	4.81e4	1.39e4	0.224			43.1	112.7649			
28	43	13C2-6:2 FTS	429.1 > 408.9	2.97e3	2.57e3	0.224	1.16	4.29	14.4	70.4116	126.4		
29	44	13C2-PFOA	414.9 > 369.7	1.39e4	2.64e4	0.224	0.528	4.35	6.60	51.9973	93.4		
30	44	13C2-PFOA	414.9 > 369.7	1.39e4	2.64e4	0.224	0.528	4.35	6.60	51.9973	93.4		
31	44	13C2-PFOA	414.9 > 369.7	1.39e4	2.64e4	0.224	0.528	4.35	6.60	51.9973	93.4		
32	44	13C2-PFOA	414.9 > 369.7	1.39e4	2.64e4	0.224	0.528	4.35	6.60	51.9973	93.4		
33	-1												
34	14	PFNA	463.0 > 418.8	5.01e3	1.63e4	0.224	0.000	4.79	3.83	16.4799		3.59	NO
35	15	PFOSA	497.9 > 77.9	2.10e2	3.18e3	0.224	0.000	4.84	0.826	3.4543		23.0	YES
36	16	L-PFOS	498.9 > 79.9	1.12e5	2.47e3	0.224	0.000	4.87	566	2441.6943		1.67	NO
37	17	Br-PFOS	498.9 > 79.9	4.94e4	2.47e3	0.224	0.000	4.72	251	1104.0437		3.98	NO

AD 9/27/2018

Dataset: Z:\Projects\PFAS.PRO\Results\180925M1\180925M1-57.qld

MMM 9/27/2018

Last Altered: Thursday, September 27, 2018 15:06:13 Pacific Daylight Time
Printed: Thursday, September 27, 2018 15:06:47 Pacific Daylight Time

Name: 180925M1_57, Date: 25-Sep-2018, Time: 23:16:31, ID: 1802900-03 PW1809041445GC 0.22448, Description: PW1809041445GC

	#	Name	Trace	Area	IS Area	Wt/Vol	RRF	RT	Response	Conc.	%Rec	Ion Ratio	Ratio Out?
38	70	Total PFOS	498.9 > 79.9	1.61e5	2.47e3	0.224			817	3545.7380			
39	45	13C5-PFNA	468.2 > 422.9	1.63e4	1.92e4	0.224	0.851	4.79	10.6	47.8525	85.9		
40	46	13C8-PFOSA	506.1 > 77.7	3.18e3	2.47e4	0.224	0.129	4.84	1.61	34.1698	61.4		
41	47	13C8-PFOS	507.0 > 79.9	2.47e3	2.57e3	0.224	0.961	4.87	12.0	50.7785	91.2		
42	47	13C8-PFOS	507.0 > 79.9	2.47e3	2.57e3	0.224	0.961	4.87	12.0	50.7785	91.2		
43	47	13C8-PFOS	507.0 > 79.9	2.47e3	2.57e3	0.224	0.961	4.87	12.0	50.7785	91.2		
44	-1												
45	18	PFDA	513 > 468.8	4.46e2	1.48e4	0.224	0.000	5.16	0.376	1.4089		6.31	NO
46	19	8:2 FTS	527 > 506.9	2.31e3	2.53e3	0.224	0.000	5.14	11.4	32.8115		2.55	NO
47	20	PFNS	549.1 > 80.1	1.02e2	2.47e3	0.224	0.000	5.08	0.517	3.3041		2.69	YES
48	26	PFDS	598.8 > 79.9		2.47e3	0.224							
49	25	PFUdA	563.0 > 518.9	1.06e2	2.01e4	0.224	0.000	5.48	0.0658	0.1735		13.5	YES
50	48	13C2-PFDA	515.1 > 469.9	1.48e4	1.77e4	0.224	0.840	5.16	10.5	43.7471	78.6		
51	49	13C2-8:2 FTS	529.1 > 508.7	2.53e3	2.57e3	0.224	0.986	5.14	12.3	75.2394	135.1		
52	47	13C8-PFOS	507.0 > 79.9	2.47e3	2.57e3	0.224	0.961	4.87	12.0	50.7785	91.2		
53	47	13C8-PFOS	507.0 > 79.9	2.47e3	2.57e3	0.224	0.961	4.87	12.0	50.7785	91.2		
54	51	13C2-PFUdA	565 > 519.8	2.01e4	2.47e4	0.224	0.813	5.48	10.2	46.8797	84.2		
55	-1												
56	21	L-MeFOSAA	570 > 419		4.74e3	0.224							
57	22	Br-MeFOSAA	570. > 419		4.74e3	0.224							
58	71	Total N-MeFOSAA	570. > 419	0.00e0	4.74e3	0.224			0.000				
59	29	PFTrDA	662.9 > 618.9		1.95e4	0.224							
60	30	PFTeDA	712.8 > 669.0		1.47e4	0.224							
61	50	d3-N-MeFOSAA	573.3 > 419	4.74e3	2.47e4	0.224	0.192	5.30	2.41	43.6285	78.3		
62	50	d3-N-MeFOSAA	573.3 > 419	4.74e3	2.47e4	0.224	0.192	5.30	2.41	43.6285	78.3		
63	50	d3-N-MeFOSAA	573.3 > 419	4.74e3	2.47e4	0.224	0.192	5.30	2.41	43.6285	78.3		
64	53	13C2-PFDoA	615.0 > 569.7	1.95e4	1.77e4	0.224	1.10	5.76	13.8	47.7157	85.7		
65	55	13C2-PFTeDA	714.8 > 669.6	1.47e4	2.47e4	0.224	0.596	6.22	7.46	52.3909	94.1		
66	-1												
67	23	L-EtFOSAA	584.1 > 419		5.74e3	0.224							
68	24	Br-ETFOSAA	584.1 > 419		5.74e3	0.224							
69	72	Total N-EtFOSAA	584.1 > 419	0.00e0	5.74e3	0.224			0.000				
70	27	PFDoA	612.9 > 569.0	3.90e1	1.95e4	0.224	0.000	5.76	0.0250			10.6	NO
71	73	TCDA	498.3>106.9			0.224							
72	52	d5-N-EtFOSAA	589.3 > 419	5.74e3	2.47e4	0.224	0.233	5.46	2.91	46.8543	84.1		
73	52	d5-N-EtFOSAA	589.3 > 419	5.74e3	2.47e4	0.224	0.233	5.46	2.91	46.8543	84.1		
74	52	d5-N-EtFOSAA	589.3 > 419	5.74e3	2.47e4	0.224	0.233	5.46	2.91	46.8543	84.1		

AD 9/27/2018

Dataset: Z:\Projects\PFAS.PRO\Results\180925M1\180925M1-57.qld

MMM 9/27/2018

Last Altered: Thursday, September 27, 2018 15:06:13 Pacific Daylight Time
Printed: Thursday, September 27, 2018 15:06:47 Pacific Daylight Time

Name: 180925M1_57, Date: 25-Sep-2018, Time: 23:16:31, ID: 1802900-03 PW1809041445GC 0.22448, Description: PW1809041445GC

	#	Name	Trace	Area	IS Area	Wt/Vol	RRF	RT	Response	Conc.	%Rec	Ion Ratio	Ratio Out?
75	53	13C2-PFDoA	615.0 > 569.7	1.95e4	1.77e4	0.224	1.10	5.76	13.8	47.7157	85.7		
76	47	13C8-PFOS	507.0 > 79.9	2.47e3	2.57e3	0.224	0.961	4.87	12.0	50.7785	91.2		
77	-1												
78	60	13C4-PFBA	217. > 172	1.15e4	1.15e4	0.224	1.00	1.41	12.5	55.6842	100.0		
79	61	13C5-PFHxA	318 > 272.9	1.87e4	1.87e4	0.224	1.00	3.20	12.5	55.6842	100.0		
80	62	13C3-PFHxS	401.8 > 79.9	3.03e3	3.03e3	0.224	1.00	3.97	12.5	55.6842	100.0		
81	63	13C8-PFOA	420.9 > 376	2.64e4	2.64e4	0.224	1.00	4.35	12.5	55.6842	100.0		
82	64	13C9-PFNA	472.2 > 426.9	1.92e4	1.92e4	0.224	1.00	4.79	12.5	55.6842	100.0		
83	65	13C4-PFOS	503 > 79.9	2.57e3	2.57e3	0.224	1.00	4.87	12.5	55.6842	100.0		
84	66	13C6-PFDA	519.1 > 473.7	1.77e4	1.77e4	0.224	1.00	5.16	12.5	55.6842	100.0		
85	67	13C7-PFUdA	570.1 > 524.8	2.47e4	2.47e4	0.224	1.00	5.48	12.5	55.6842	100.0		

AD 9/27/2018

Dataset: Z:\Projects\PFAS.PRO\Results\180925M1\180925M1-57.qld

MMM 9/27/2018

Last Altered: Thursday, September 27, 2018 15:06:13 Pacific Daylight Time
Printed: Thursday, September 27, 2018 15:06:47 Pacific Daylight Time

Method: Z:\Projects\PFAS.PRO\MethDB\PFAS_FULL_80C_092518.mdb 26 Sep 2018 12:51:44
Calibration: Z:\Projects\PFAS.PRO\CurveDB\C18_VAL-PFAS_Q4_09-25-18.cdb 26 Sep 2018 10:07:46

Name: 180925M1_57, Date: 25-Sep-2018, Time: 23:16:31, ID: 1802900-03 PW1809041445GC 0.22448, Description: PW1809041445GC

PFBA

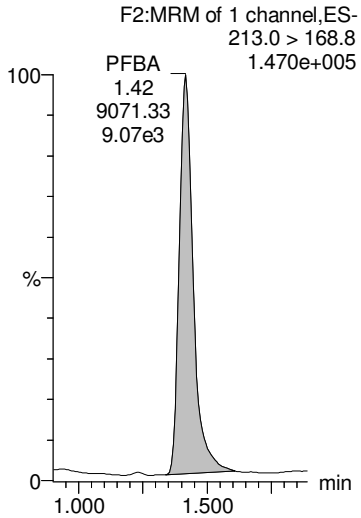

PFPeA

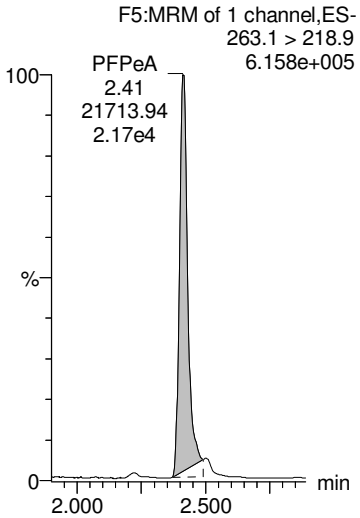

PFBS

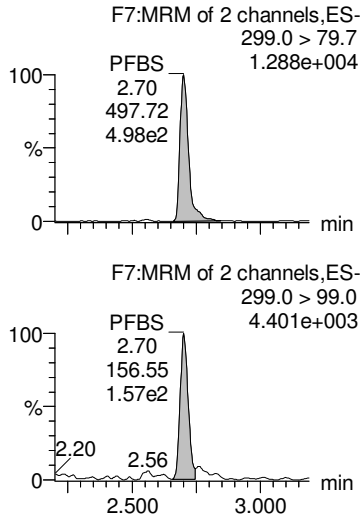

4:2 FTS

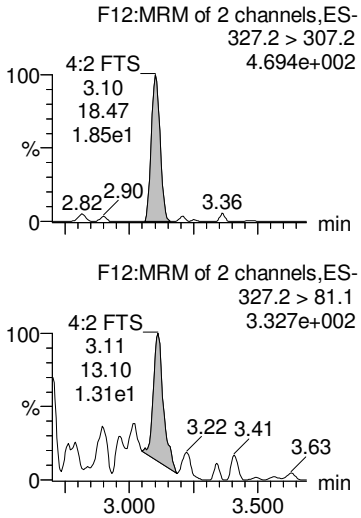

PFHxA

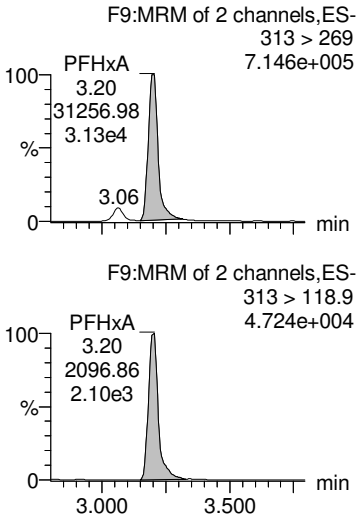

13C3-PFBA

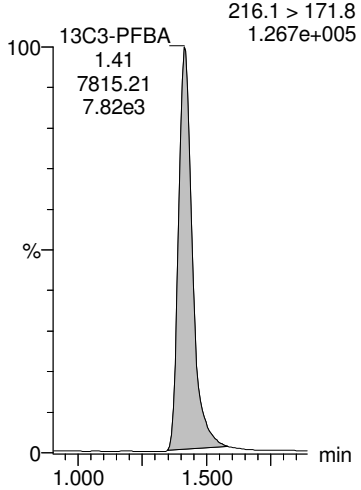

13C3-PFPeA

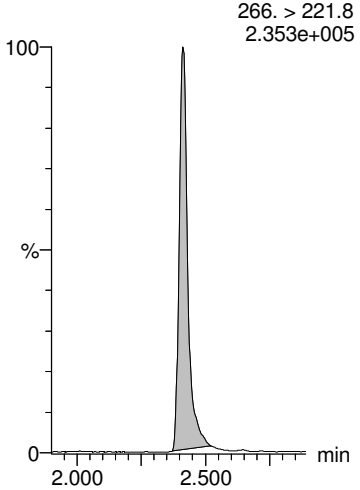

13C3-PFBS

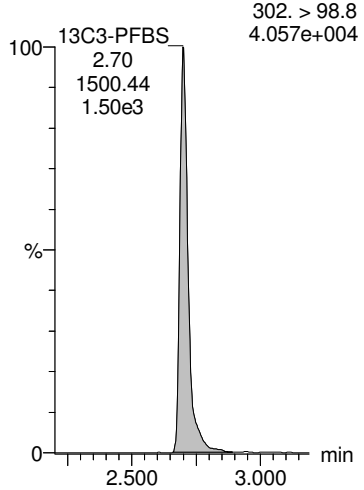

13C2-4:2 FTS

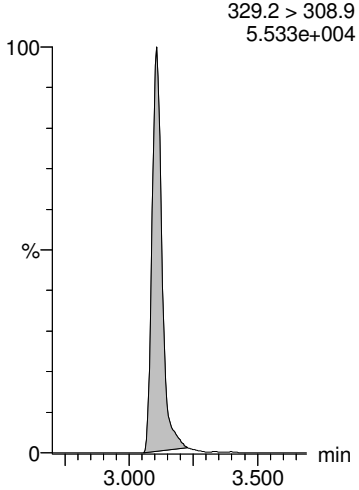

13C2-PFHxA

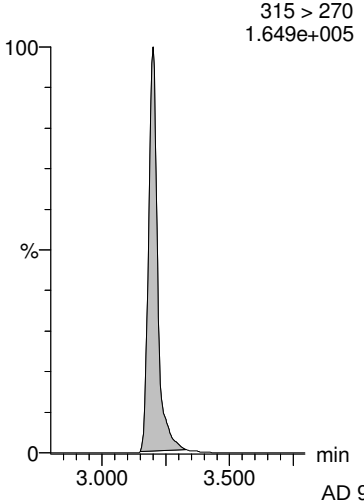

AD 9/27/2018

Dataset: Z:\Projects\PFAS.PRO\Results\180925M1\180925M1-57.qld

MMM 9/27/2018

Last Altered: Thursday, September 27, 2018 15:06:13 Pacific Daylight Time
Printed: Thursday, September 27, 2018 15:06:47 Pacific Daylight Time

Name: 180925M1_57, Date: 25-Sep-2018, Time: 23:16:31, ID: 1802900-03 PW1809041445GC 0.22448, Description: PW1809041445GC

PFHpA

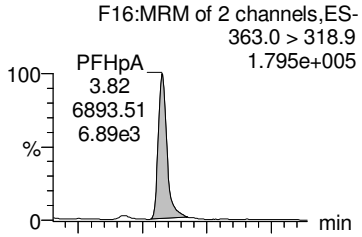

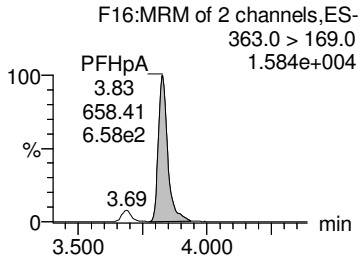

PFPeS

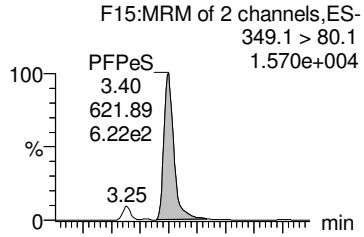

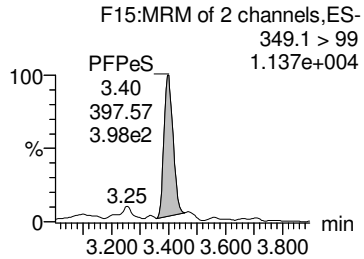

L-PFHxS

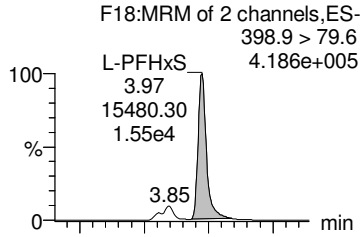

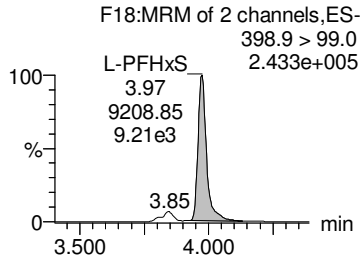

Br-PFHxS

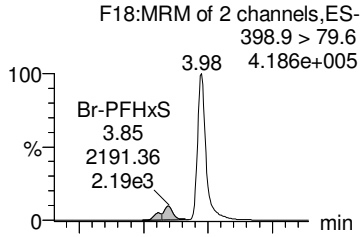

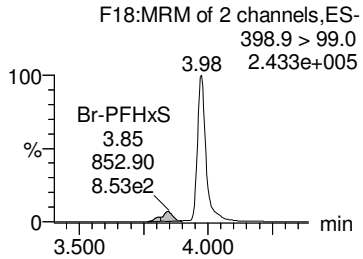

Total PFHxS

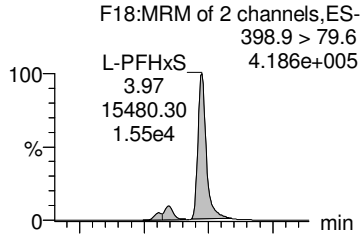

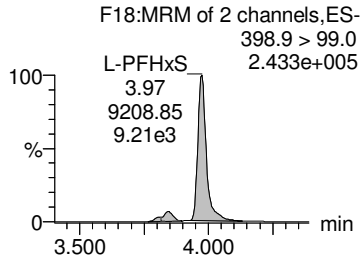

13C4-PFHpA

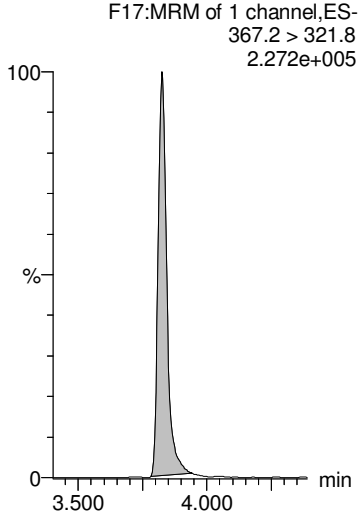

13C3-PFBS

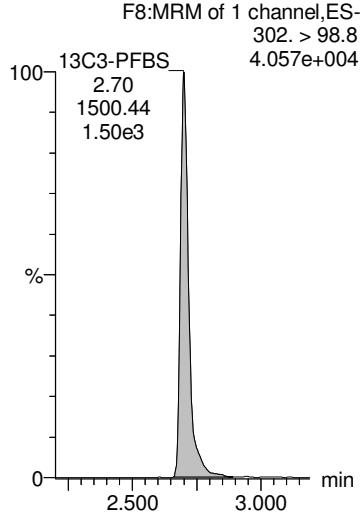

18O2-PFHxS

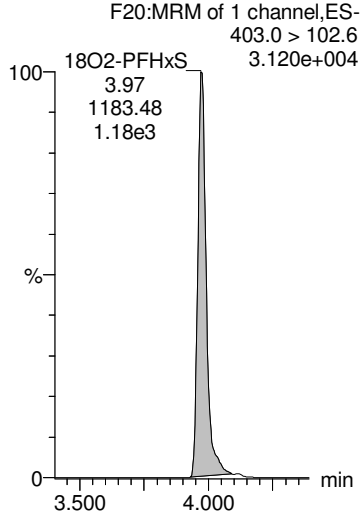

18O2-PFHxS

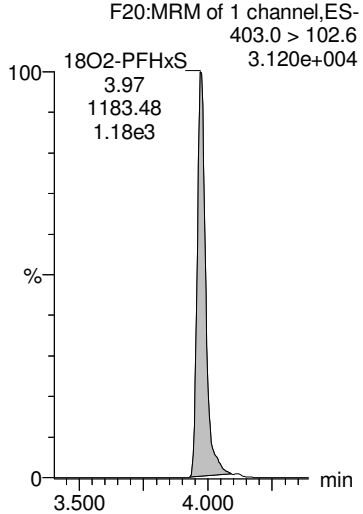

18O2-PFHxS

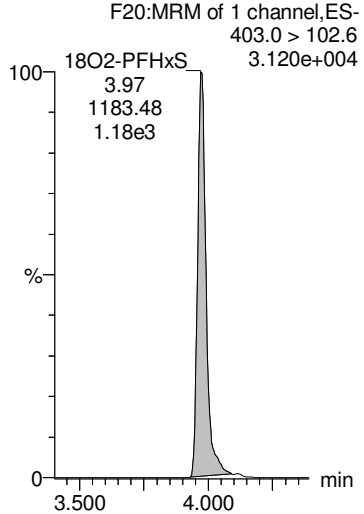

AD 9/27/2018

Dataset: Z:\Projects\PFAS.PRO\Results\180925M1\180925M1-57.qld

MMM 9/27/2018

Last Altered: Thursday, September 27, 2018 15:06:13 Pacific Daylight Time
Printed: Thursday, September 27, 2018 15:06:47 Pacific Daylight Time

Name: 180925M1_57, Date: 25-Sep-2018, Time: 23:16:31, ID: 1802900-03 PW1809041445GC 0.22448, Description: PW1809041445GC

6:2 FTS

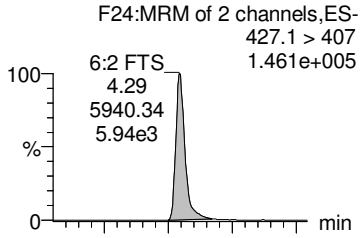

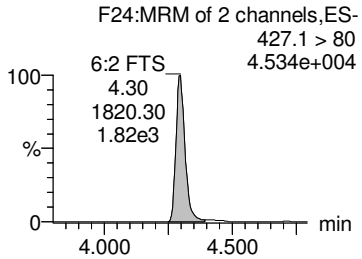

PFHpS

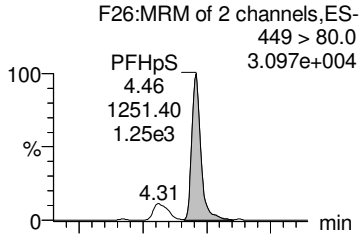

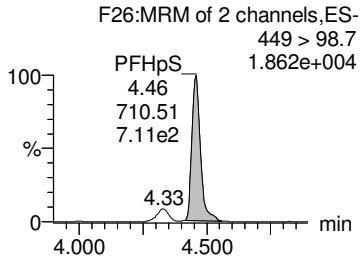

L-PFOA

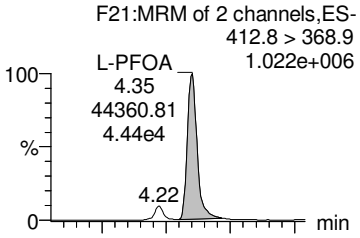

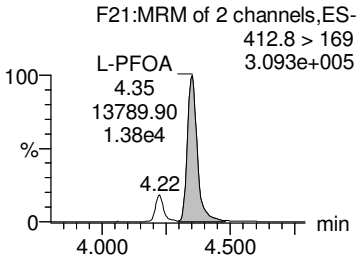

Br-PFOA

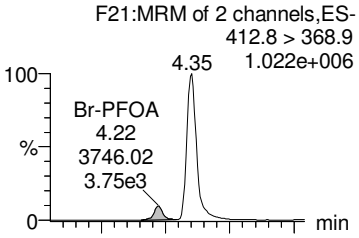

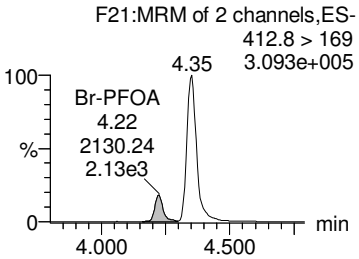

Total PFOA

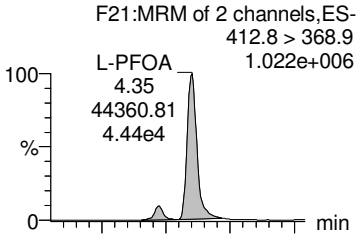

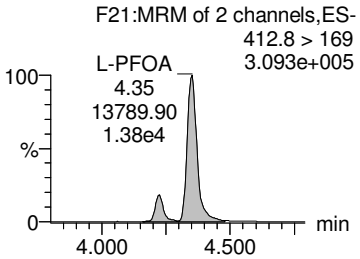

13C2-6:2 FTS

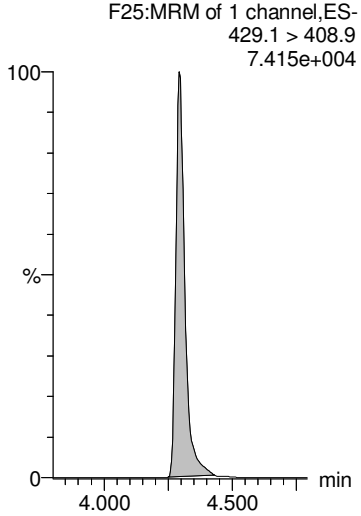

13C2-PFOA

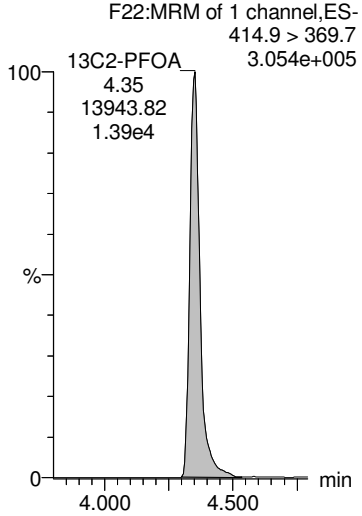

13C2-PFOA

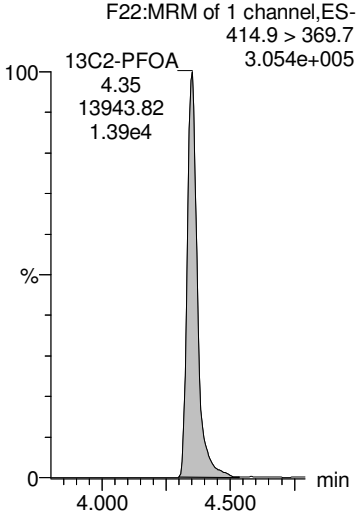

13C2-PFOA

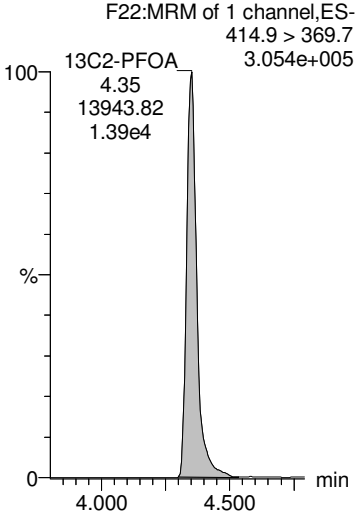

13C2-PFOA

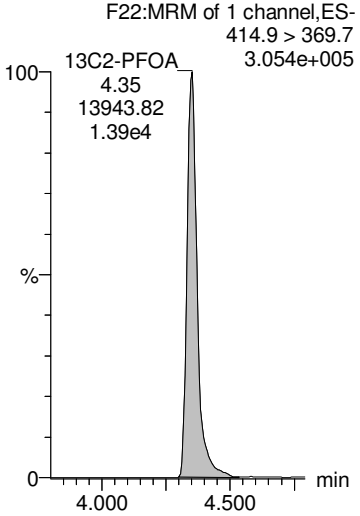

AD 9/27/2018

Dataset: Z:\Projects\PFAS.PRO\Results\180925M1\180925M1-57.qld

MMM 9/27/2018

Last Altered: Thursday, September 27, 2018 15:06:13 Pacific Daylight Time
Printed: Thursday, September 27, 2018 15:06:47 Pacific Daylight Time

Name: 180925M1_57, Date: 25-Sep-2018, Time: 23:16:31, ID: 1802900-03 PW1809041445GC 0.22448, Description: PW1809041445GC

PFNA

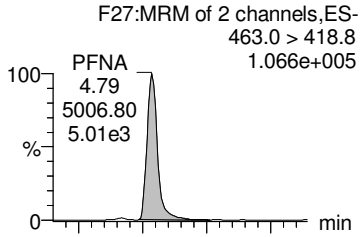

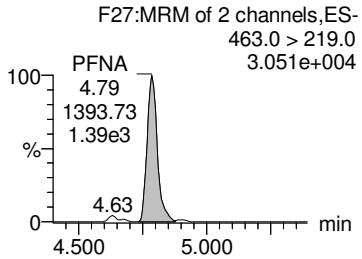

PFOSA

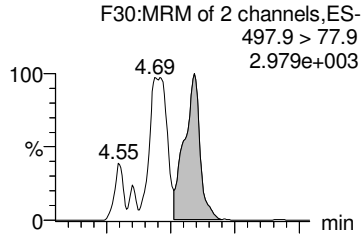

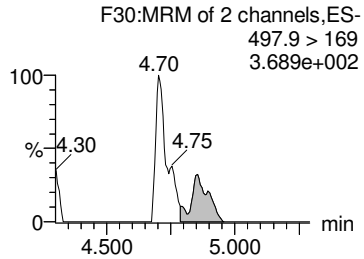

L-PFOS

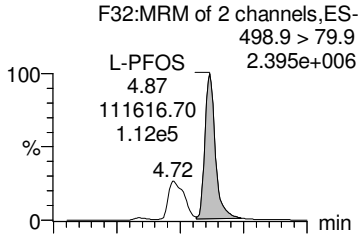

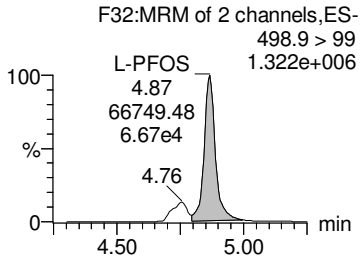

Br-PFOS

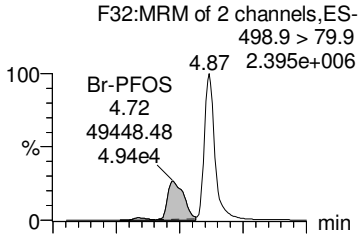

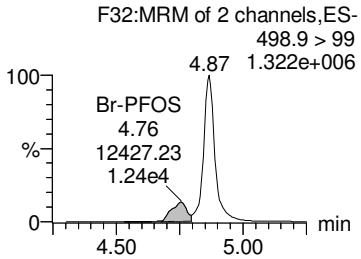

Total PFOS

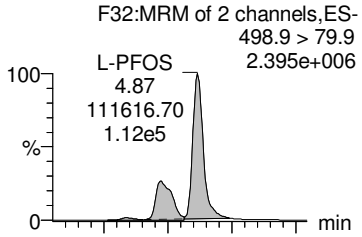

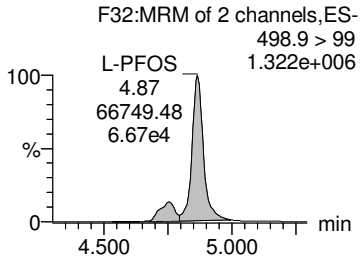

13C5-PFNA

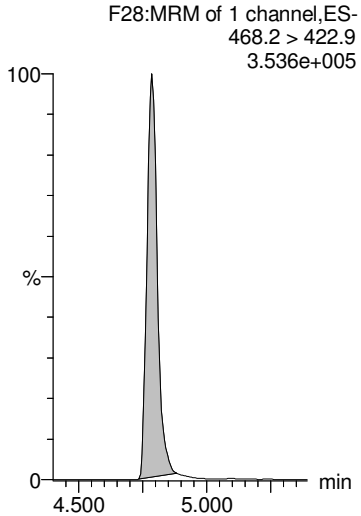

13C8-PFOSA

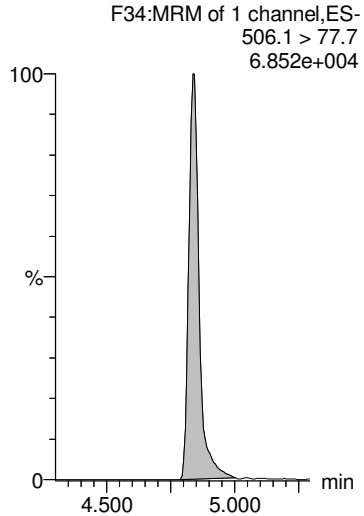

13C8-PFOS

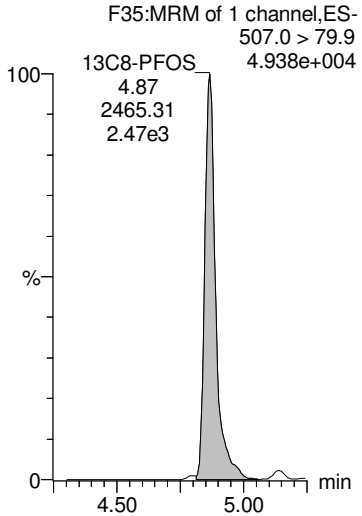

13C8-PFOS

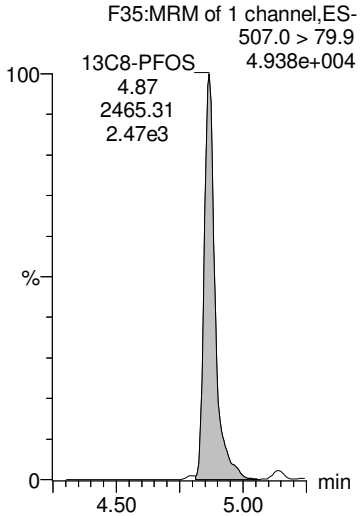

13C8-PFOS

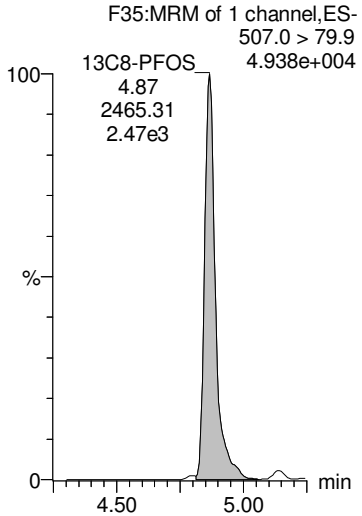

AD 9/27/2018

Dataset: Z:\Projects\PFAS.PRO\Results\180925M1\180925M1-57.qld

MMM 9/27/2018

Last Altered: Thursday, September 27, 2018 15:06:13 Pacific Daylight Time
Printed: Thursday, September 27, 2018 15:06:47 Pacific Daylight Time

Name: 180925M1_57, Date: 25-Sep-2018, Time: 23:16:31, ID: 1802900-03 PW1809041445GC 0.22448, Description: PW1809041445GC

PFDA

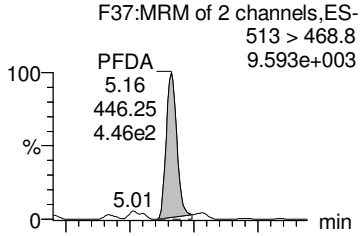

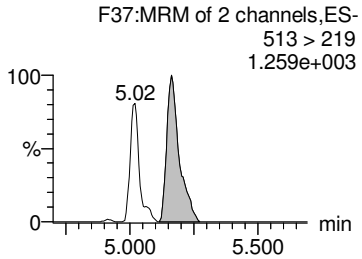

8:2 FTS

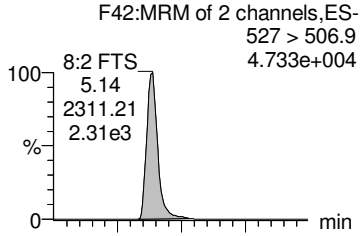

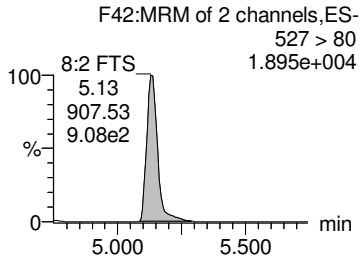

PFNS

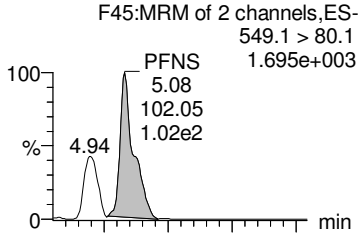

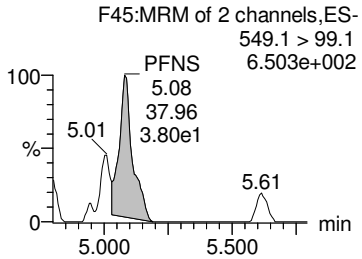

PFDS

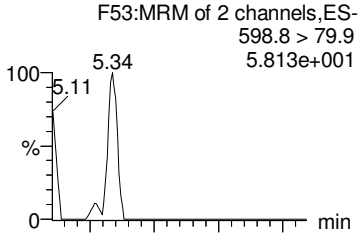

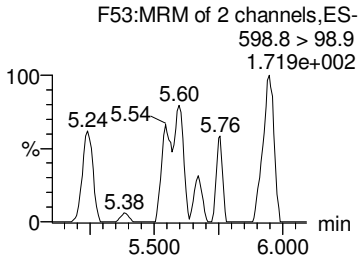

PFUdA

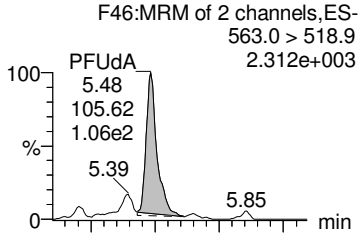

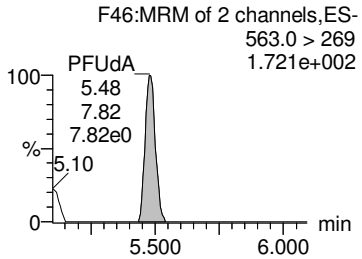

13C2-PFDA

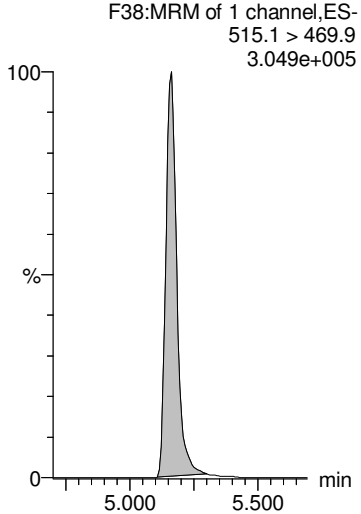

13C2-8:2 FTS

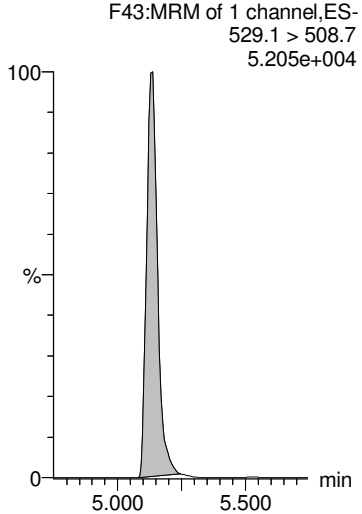

13C8-PFOS

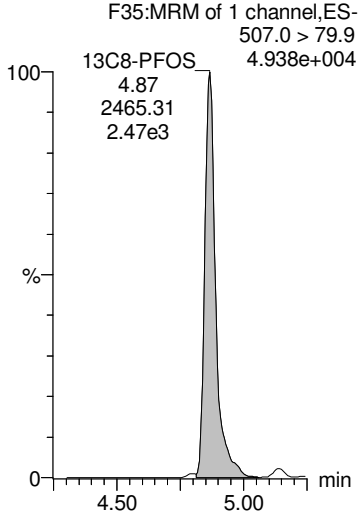

13C8-PFOS

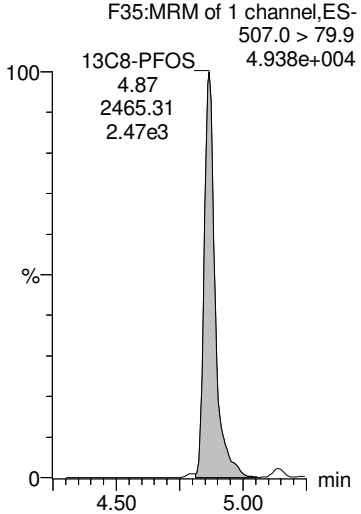

13C2-PFUdA

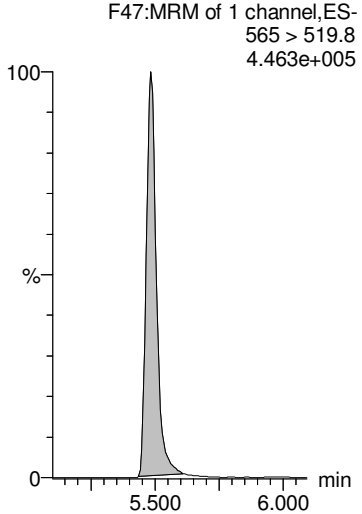

AD 9/27/2018

Dataset: Z:\Projects\PFAS.PRO\Results\180925M1\180925M1-57.qld

MMM 9/27/2018

Last Altered: Thursday, September 27, 2018 15:06:13 Pacific Daylight Time
Printed: Thursday, September 27, 2018 15:06:47 Pacific Daylight Time

Name: 180925M1_57, Date: 25-Sep-2018, Time: 23:16:31, ID: 1802900-03 PW1809041445GC 0.22448, Description: PW1809041445GC

L-MeFOSAA

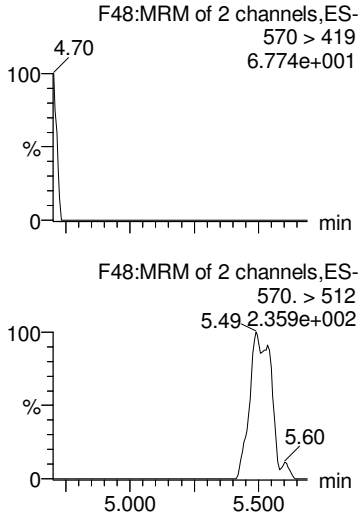

Br-MeFOSAA

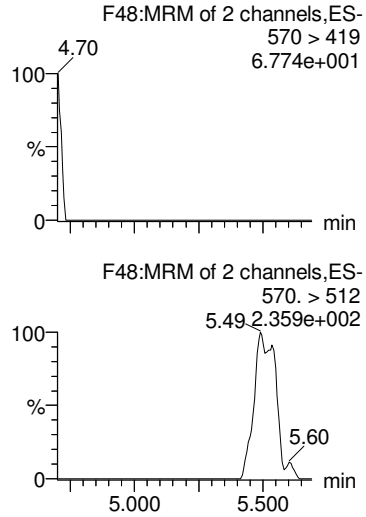

Total N-MeFOSAA

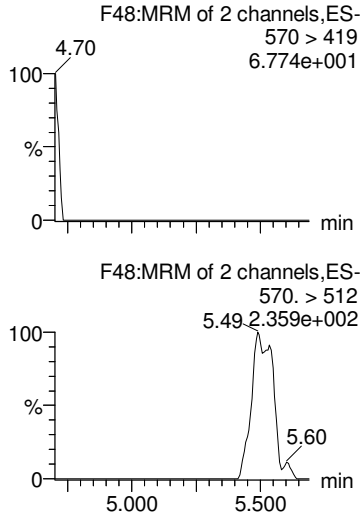

PFTrDA

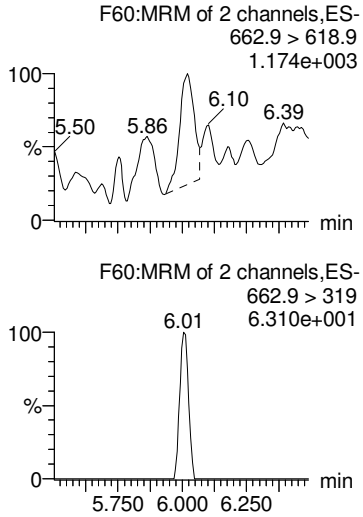

PFTeDA

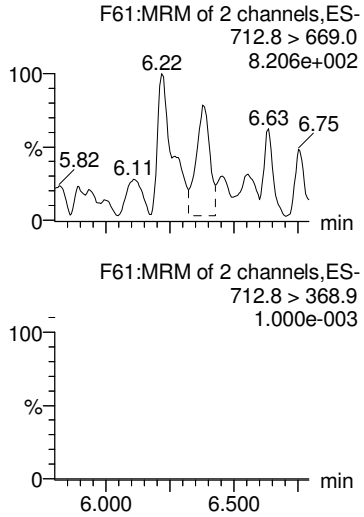

d3-N-MeFOSAA

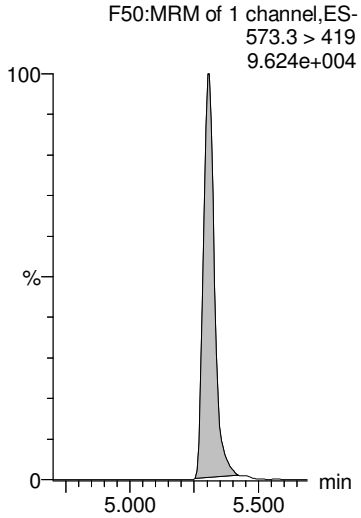

d3-N-MeFOSAA

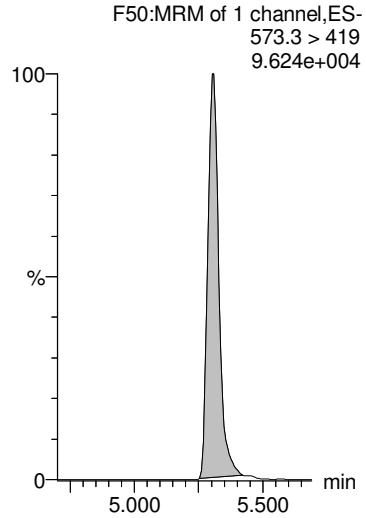

d3-N-MeFOSAA

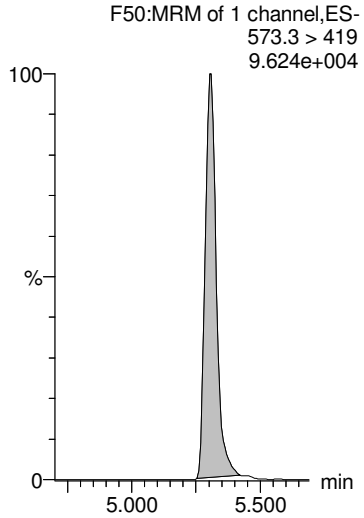

13C2-PFDoA

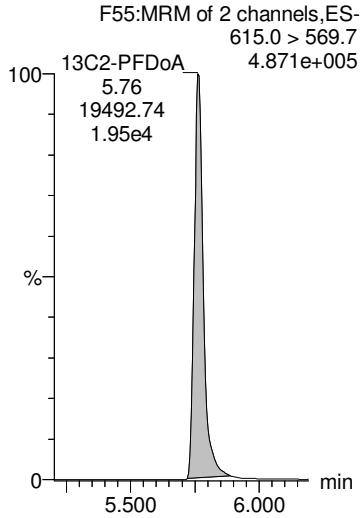

13C2-PFTeDA

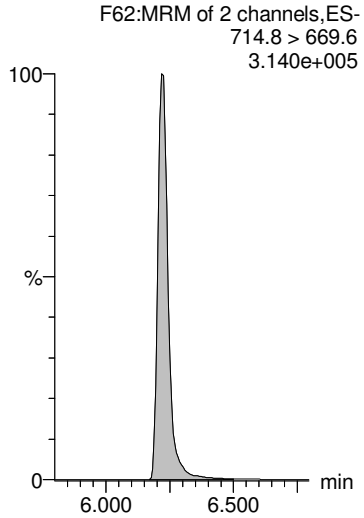

AD 9/27/2018

Dataset: Z:\Projects\PFAS.PRO\Results\180925M1\180925M1-57.qld

MMM 9/27/2018

Last Altered: Thursday, September 27, 2018 15:06:13 Pacific Daylight Time
Printed: Thursday, September 27, 2018 15:06:47 Pacific Daylight Time

Name: 180925M1_57, Date: 25-Sep-2018, Time: 23:16:31, ID: 1802900-03 PW1809041445GC 0.22448, Description: PW1809041445GC

L-EtFOSAA

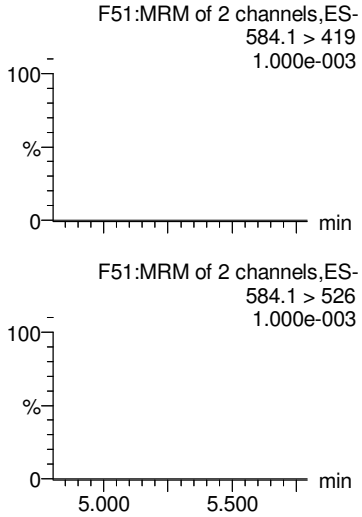

Br-ETFOSAA

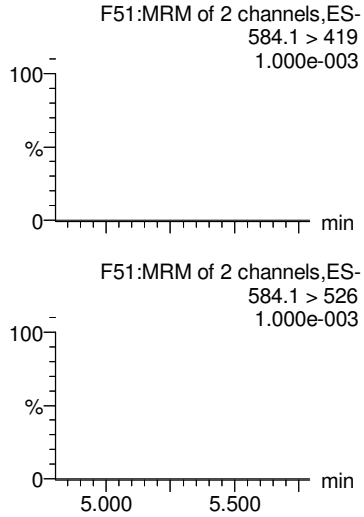

Total N-EtFOSAA

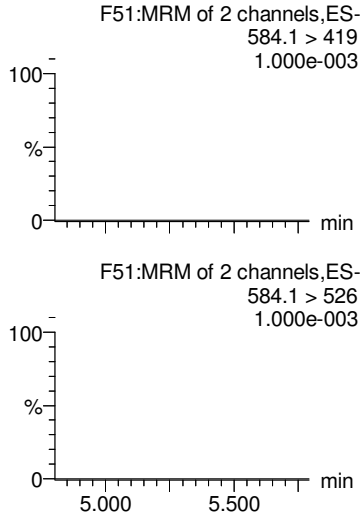

PFDoA

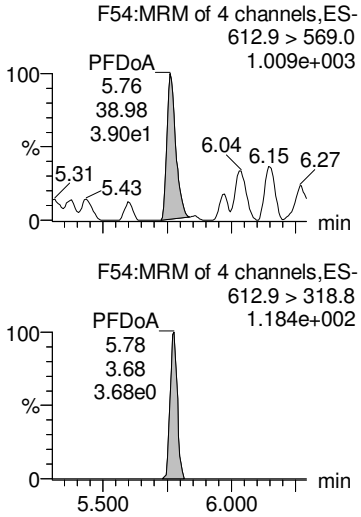

TCDA

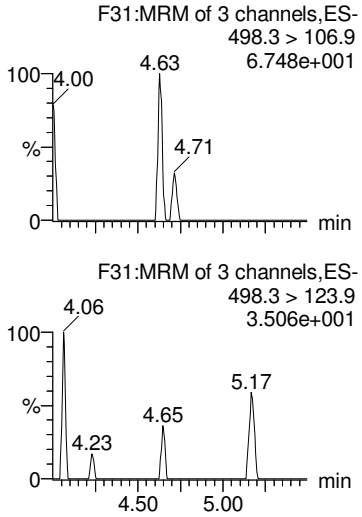

d5-N-EtFOSAA

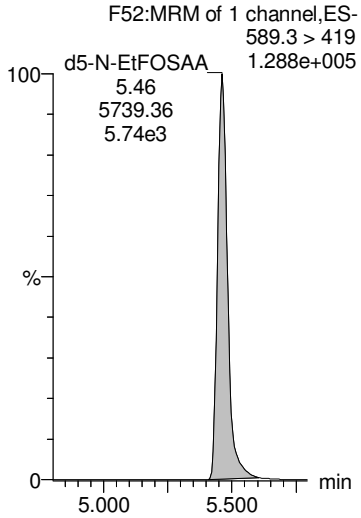

d5-N-EtFOSAA

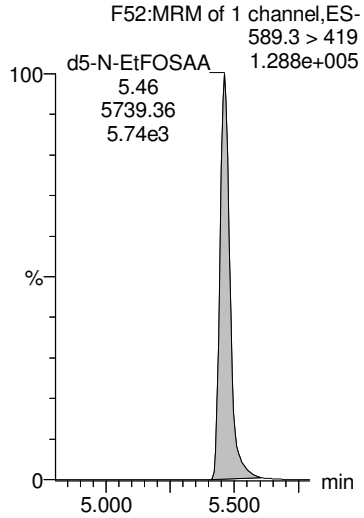

d5-N-EtFOSAA

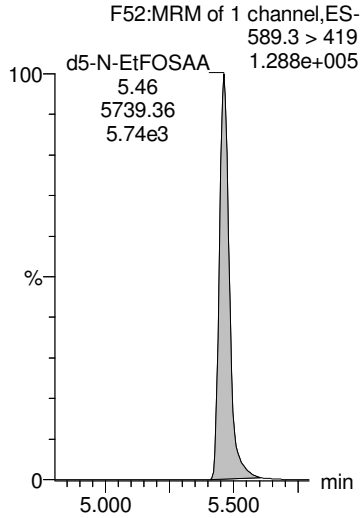

13C2-PFDoA

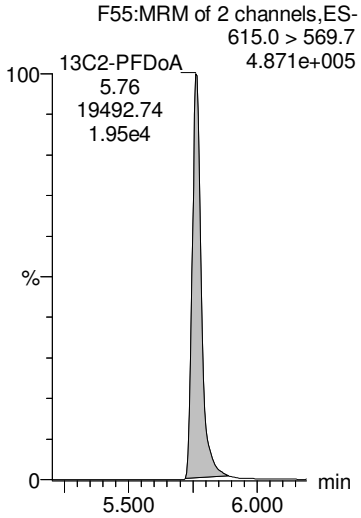

13C8-PFOS

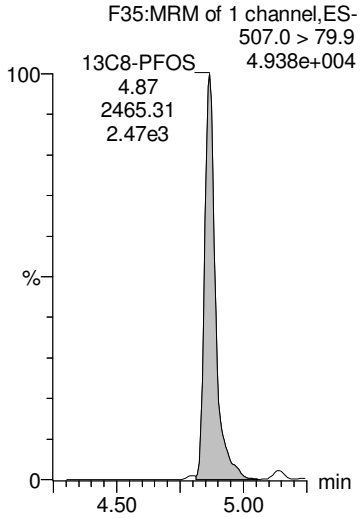

AD 9/27/2018

Dataset: Z:\Projects\PFAS.PRO\Results\180925M1\180925M1-57.qld

MMM 9/27/2018

Last Altered: Thursday, September 27, 2018 15:06:13 Pacific Daylight Time
Printed: Thursday, September 27, 2018 15:06:47 Pacific Daylight Time

Name: 180925M1_57, Date: 25-Sep-2018, Time: 23:16:31, ID: 1802900-03 PW1809041445GC 0.22448, Description: PW1809041445GC

13C4-PFBA

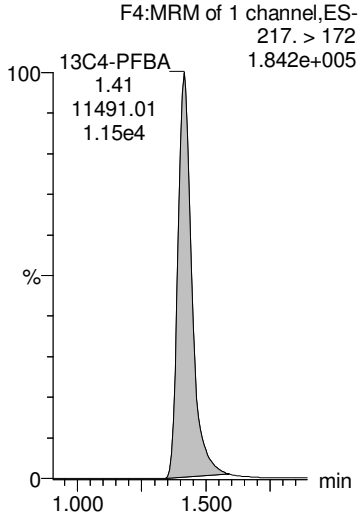

13C5-PFHxA

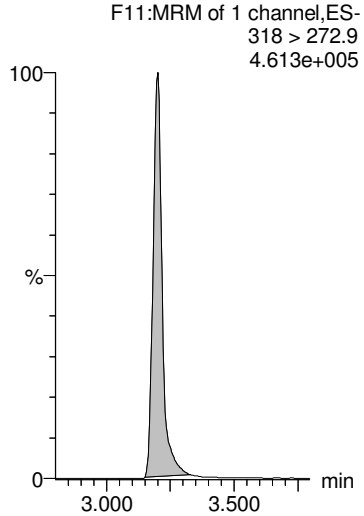

13C3-PFHxS

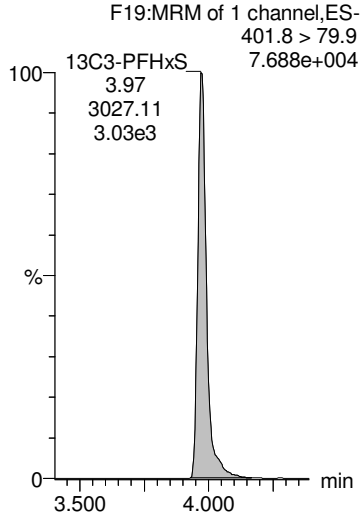

13C8-PFOA

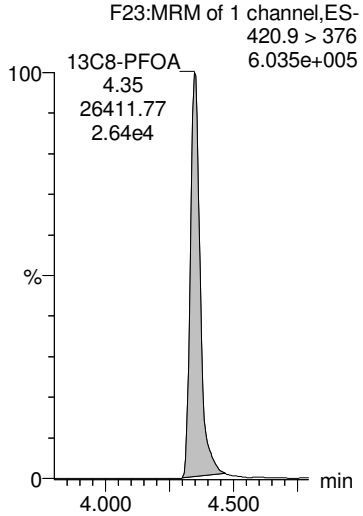

13C9-PFNA

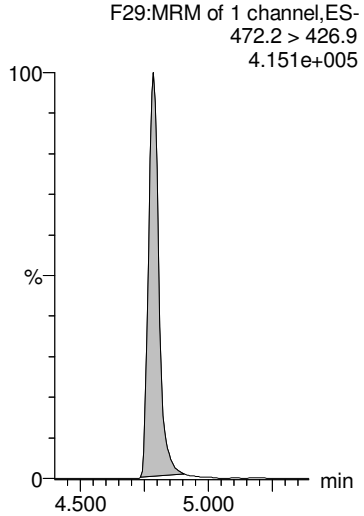

13C4-PFOS

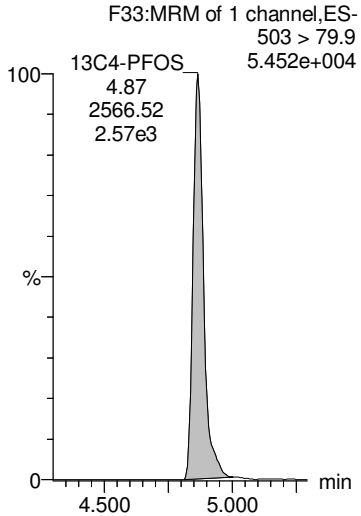

13C6-PFDA

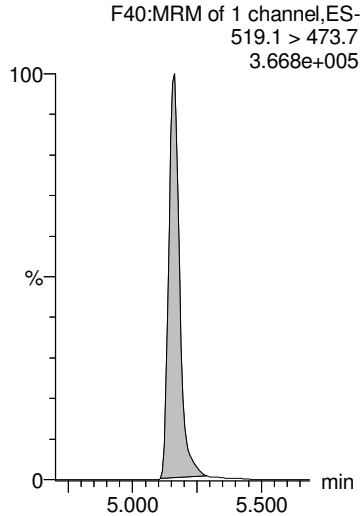

13C7-PFUdA

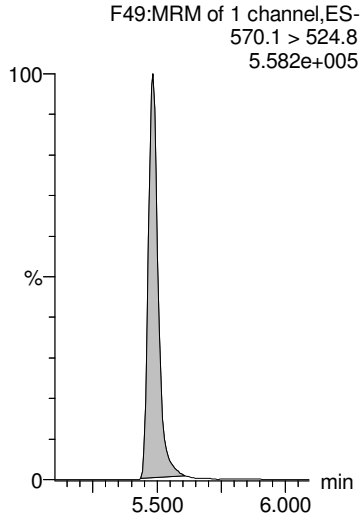

AD 9/27/2018

Dataset: Z:\Projects\PFAS.PRO\Results\180928M1\180928M1-49.qld

Last Altered: Monday, October 01, 2018 12:54:02 Pacific Daylight Time
Printed: Monday, October 01, 2018 12:54:28 Pacific Daylight Time

Name: 180928M1_49, Date: 28-Sep-2018, Time: 19:54:40, ID: 1802900-03@5X PW1809041445GC 0.22448, Description: PW1809041445GC

13C9-PFNA

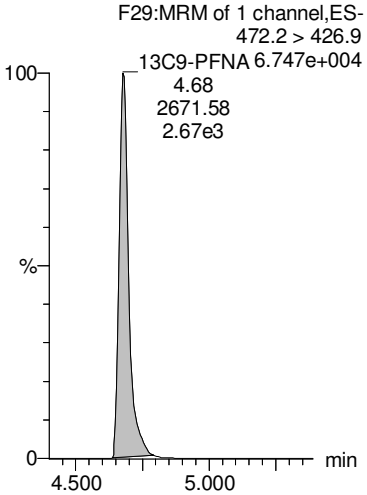

13C4-PFOS

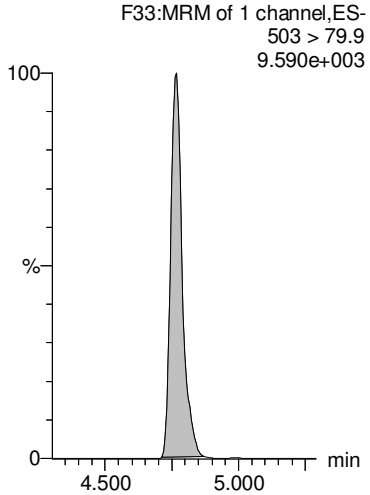

13C6-PFDA

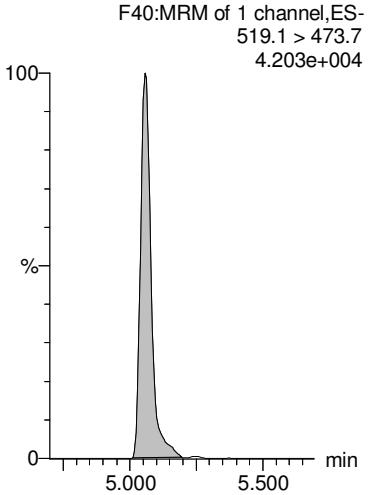

13C7-PFUdA

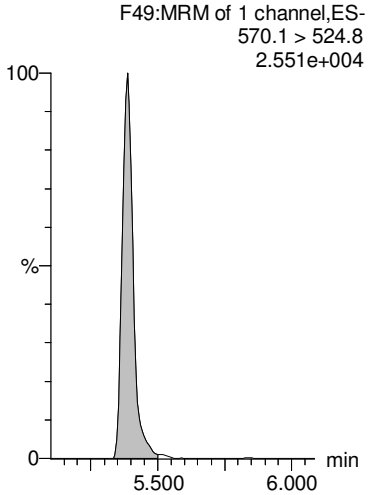

	#	Name	Trace	Area	IS Area	wt/vol	RRF	RT	Response	Conc.	%Rec	Ion Ratio	Ratio Out?
1	16	L-PFOS	498.9 > 79.9	2.19e4	4.48e2	0.224	0.000	4.77	610	2722.0282		1.70	NO
2	17	Br-PFOS	498.9 > 79.9	8.56e3	4.48e2	0.224	0.000	4.62	239	1083.1904		4.22	NO
3	70	Total PFOS	498.9 > 79.9	3.04e4	4.48e2	0.224			849	3805.2186			
4	60	13C4-PFBA	217. > 172	2.00e3	2.00e3	0.224	1.00	1.30	12.5	55.6842	100.0		
5	61	13C5-PFHxA	318 > 272.9	2.97e3	2.97e3	0.224	1.00	3.08	12.5	55.6842	100.0		
6	47	13C8-PFOS	507.0 > 79.9	4.48e2	4.80e2	0.224	0.934	4.77	11.7	50.9763	91.5		
7	47	13C8-PFOS	507.0 > 79.9	4.48e2	4.80e2	0.224	0.934	4.77	11.7	50.9763	91.5		
8	47	13C8-PFOS	507.0 > 79.9	4.48e2	4.80e2	0.224	0.934	4.77	11.7	50.9763	91.5		
9	62	13C3-PFHxS	401.8 > 79.9	5.23e2	5.23e2	0.224	1.00	3.86	12.5	55.6842	100.0		
10	63	13C8-PFOA	420.9 > 376	3.44e3	3.44e3	0.224	1.00	4.24	12.5	55.6842	100.0		
11	-1												
12	64	13C9-PFNA	472.2 > 426.9	2.67e3	2.67e3	0.224	1.00	4.68	12.5	55.6842	100.0		
13	65	13C4-PFOS	503 > 79.9	4.80e2	4.80e2	0.224	1.00	4.77	12.5	55.6842	100.0		
14	66	13C6-PFDA	519.1 > 473.7	1.89e3	1.89e3	0.224	1.00	5.06	12.5	55.6842	100.0		
15	67	13C7-PFUdA	570.1 > 524.8	1.18e3	1.18e3	0.224	1.00	5.39	12.5	55.6842	100.0		

AMR 10/1/2018

Vista Analytical Laboratory

Rev: ANP 10/1/2018

Dataset: Z:\Projects\PFAS.PRO\Results\180928M1\180928M1-49.qld

Last Altered: Monday, October 01, 2018 12:54:02 Pacific Daylight Time
Printed: Monday, October 01, 2018 12:54:28 Pacific Daylight Time

Method: F:\Projects\PFAS.PRO\MethDB\PFAS_FULL_80C_092818.mdb 29 Sep 2018 16:55:53
Calibration: F:\Projects\PFAS.PRO\CurveDB\C18_VAL-PFAS_Q4_09-27-18.cdb 28 Sep 2018 09:49:55

Name: 180928M1_49, Date: 28-Sep-2018, Time: 19:54:40, ID: 1802900-03@5X PW1809041445GC 0.22448, Description: PW1809041445GC

L-PFOS

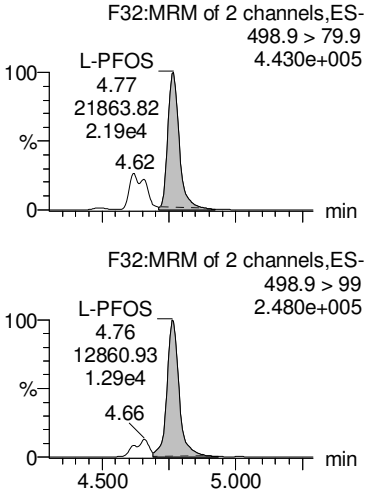

Br-PFOS

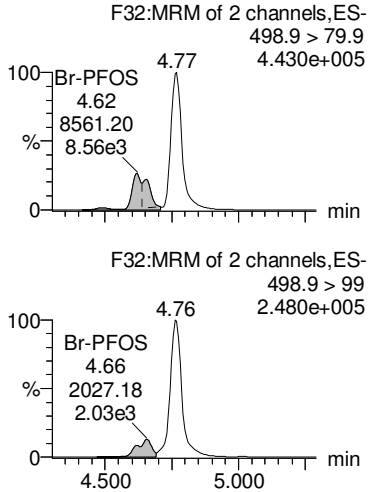

Total PFOS

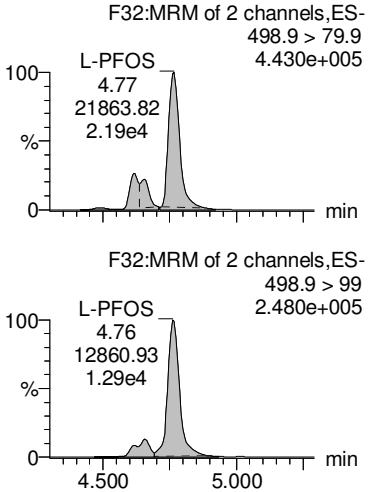

13C4-PFBA

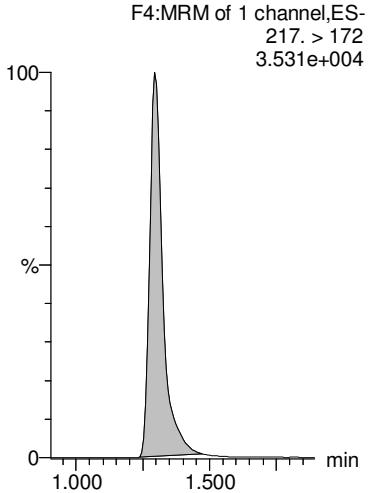

13C5-PFHxA

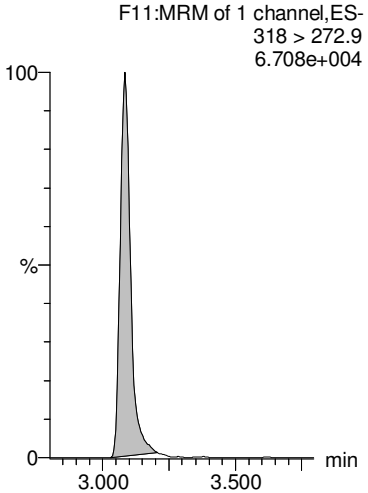

13C8-PFOS

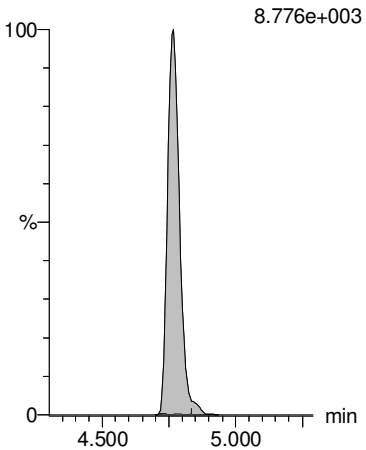

13C8-PFOS

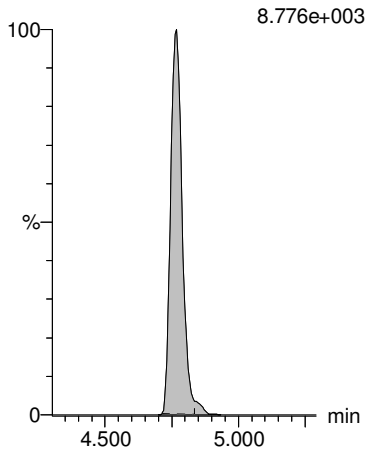

13C8-PFOS

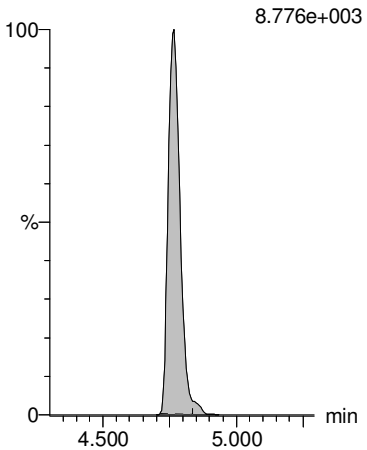

13C3-PFHxS

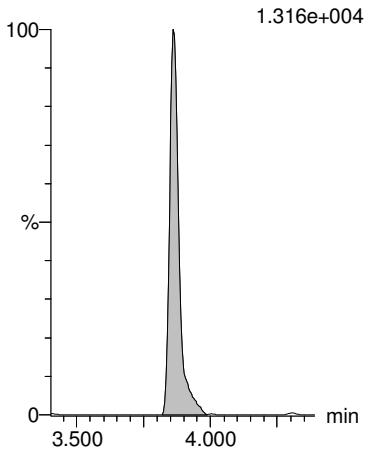

13C8-PFOA

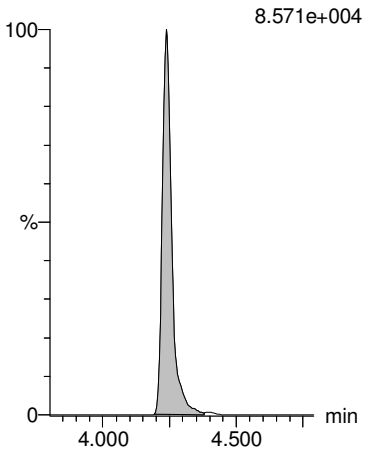

AMR 10/1/2018

Dataset: Z:\Projects\PFAS.PRO\Results\180926M1\180926M1-17.qld

MMM 9/27/2018

Last Altered: Thursday, September 27, 2018 15:13:05 Pacific Daylight Time
Printed: Thursday, September 27, 2018 15:13:17 Pacific Daylight Time

Name: 180926M1_17, Date: 26-Sep-2018, Time: 17:57:49, ID: 1802900-04 PW1809041545GC 0.21965, Description: PW1809041545GC

	#	Name	Trace	Area	IS Area	Wt/Vol	RRF	RT	Response	Conc.	%Rec	Ion Ratio	Ratio Out?
1	1	PFBA	213.0 > 168.8	6.01e3	5.56e3	0.220	0.000	1.40	13.5	53.9049			
2	2	PFPeA	263.1 > 218.9	1.53e4	6.13e3	0.220	0.000	2.40	31.1	140.2892			
3	3	PFBS	299.0 > 79.7	4.12e1	1.22e3	0.220	0.000	2.69	0.422	1.1074		2.79	NO
4	4	4:2 FTS	327.2>307.2	4.70e1	1.83e3	0.220	0.000	3.09	0.320	1.0304		1.82	NO
5	5	PFHxA	313 > 269	1.35e4	4.19e3	0.220	0.000	3.18	16.2	76.4674		16.0	NO
6	36	13C3-PFBA	216.1 > 171.8	5.56e3	7.28e3	0.220	0.764	1.40	9.55	58.7876	103.3		
7	37	13C3-PFPeA	266. > 221.8	6.13e3	1.00e4	0.220	0.613	2.40	7.67	63.5934	111.7		
8	38	13C3-PFBS	302. > 98.8	1.22e3	2.13e3	0.220	0.572	2.69	7.15	62.3081	109.5		
9	39	13C2-4:2 FTS	329.2>308.9	1.83e3	2.13e3	0.220	0.859	3.09	10.7	56.7213	99.7		
10	40	13C2-PFHxA	315 > 270	4.19e3	1.00e4	0.220	1.05	3.19	5.24	23.9068	105.0		
11	-1												
12	7	PFHpA	363.0 > 318.9	9.71e2	5.36e3	0.220	0.000	3.81	2.26	8.7676		11.0	NO
13	6	PFPeS	349.1>80.1	5.01e1	1.22e3	0.220	0.000	3.38	0.513	1.7812		1.84	NO
14	8	L-PFHxS	398.9 > 79.6	2.91e3	8.94e2	0.220	0.000	3.95	40.7	103.5934		1.86	NO
15	9	Br-PFHxS	398.9 > 79.6	3.12e2	8.94e2	0.220	0.000	3.83	4.36	11.1071		3.12	NO
16	68	Total PFHxS	398.9 > 79.6	3.22e3	8.94e2	0.220			45.1	114.7004			
17	41	13C4-PFHpA	367.2 > 321.8	5.36e3	1.00e4	0.220	0.536	3.81	6.70	57.8228	101.6		
18	38	13C3-PFBS	302. > 98.8	1.22e3	2.13e3	0.220	0.572	2.69	7.15	62.3081	109.5		
19	42	18O2-PFHxS	403.0 > 102.6	8.94e2	2.13e3	0.220	0.419	3.95	5.24	54.6130	96.0		
20	42	18O2-PFHxS	403.0 > 102.6	8.94e2	2.13e3	0.220	0.419	3.95	5.24	54.6130	96.0		
21	42	18O2-PFHxS	403.0 > 102.6	8.94e2	2.13e3	0.220	0.419	3.95	5.24	54.6130	96.0		
22	-1												
23	10	6:2 FTS	427.1 > 407	3.59e3	2.17e3	0.220	0.000	4.28	20.7	67.7469		3.28	NO
24	13	PFHpS	449 > 80.0	4.70e2	2.01e3	0.220	0.000	4.44	2.93	15.9529		1.85	NO
25	11	L-PFOA	412.8 > 368.9	1.76e4	8.64e3	0.220	0.000	4.33	25.5	68.1713		3.20	NO
26	12	Br-PFOA	412.8 > 368.9	1.54e3	8.64e3	0.220	0.000	4.21	2.22	5.7342		2.23	NO
27	69	Total PFOA	412.8 > 368.9	1.92e4	8.64e3	0.220			27.7	73.9054			
28	43	13C2-6:2 FTS	429.1 > 408.9	2.17e3	1.99e3	0.220	1.09	4.28	13.6	67.7233	119.0		
29	44	13C2-PFOA	414.9 > 369.7	8.64e3	1.28e4	0.220	0.674	4.33	8.42	67.8324	119.2		
30	44	13C2-PFOA	414.9 > 369.7	8.64e3	1.28e4	0.220	0.674	4.33	8.42	67.8324	119.2		
31	44	13C2-PFOA	414.9 > 369.7	8.64e3	1.28e4	0.220	0.674	4.33	8.42	67.8324	119.2		
32	44	13C2-PFOA	414.9 > 369.7	8.64e3	1.28e4	0.220	0.674	4.33	8.42	67.8324	119.2		
33	-1												
34	14	PFNA	463.0 > 418.8	5.71e2	8.01e3	0.220	0.000	4.77	0.890	3.8942		3.55	NO
35	15	PFOSA	497.9 > 77.9	5.02e3	2.29e3	0.220	0.000	4.82	27.4	121.5005		23.7	YES
36	16	L-PFOS	498.9 > 79.9	5.17e4	2.01e3	0.220	0.000	4.85	322	1441.9742		1.62	NO
37	17	Br-PFOS	498.9 > 79.9	2.41e4	2.01e3	0.220	0.000	4.70	150	680.1660		4.15	NO

AD 9/27/2018

Dataset: Z:\Projects\PFAS.PRO\Results\180926M1\180926M1-17.qld

MMM 9/27/2018

Last Altered: Thursday, September 27, 2018 15:13:05 Pacific Daylight Time
Printed: Thursday, September 27, 2018 15:13:17 Pacific Daylight Time

Name: 180926M1_17, Date: 26-Sep-2018, Time: 17:57:49, ID: 1802900-04 PW1809041545GC 0.21965, Description: PW1809041545GC

	#	Name	Trace	Area	IS Area	Wt/Vol	RRF	RT	Response	Conc.	%Rec	Ion Ratio	Ratio Out?
38	70	Total PFOS	498.9 > 79.9	7.57e4	2.01e3	0.220			472	2122.1401			
39	45	13C5-PFNA	468.2 > 422.9	8.01e3	8.57e3	0.220	0.934	4.77	11.7	53.7263	94.4		
40	46	13C8-PFOSA	506.1 > 77.7	2.29e3	1.32e4	0.220	0.173	4.82	2.16	46.8910	82.4		
41	47	13C8-PFOS	507.0 > 79.9	2.01e3	1.99e3	0.220	1.01	4.85	12.6	54.3473	95.5		
42	47	13C8-PFOS	507.0 > 79.9	2.01e3	1.99e3	0.220	1.01	4.85	12.6	54.3473	95.5		
43	47	13C8-PFOS	507.0 > 79.9	2.01e3	1.99e3	0.220	1.01	4.85	12.6	54.3473	95.5		
44	-1												
45	18	PFDA	513 > 468.8	1.41e2	7.66e3	0.220	0.000	5.14	0.230	0.9083		21.8	YES
46	19	8:2 FTS	527 > 506.9	1.81e3	1.47e3	0.220	0.000	5.12	15.3	45.4099		2.19	NO
47	20	PFNS	549.1 > 80.1	4.14e1	2.01e3	0.220	0.000	5.20	0.258	1.7885		6.88	YES
48	26	PFDS	598.8 > 79.9		2.01e3	0.220							
49	25	PFUdA	563.0 > 518.9	8.58e1	1.11e4	0.220	0.000	5.47	0.0965	0.3162		23.6	YES
50	48	13C2-PFDA	515.1 > 469.9	7.66e3	9.15e3	0.220	0.837	5.14	10.5	44.5735	78.3		
51	49	13C2-8:2 FTS	529.1 > 508.7	1.47e3	1.99e3	0.220	0.740	5.12	9.24	57.7069	101.4		
52	47	13C8-PFOS	507.0 > 79.9	2.01e3	1.99e3	0.220	1.01	4.85	12.6	54.3473	95.5		
53	47	13C8-PFOS	507.0 > 79.9	2.01e3	1.99e3	0.220	1.01	4.85	12.6	54.3473	95.5		
54	51	13C2-PFUdA	565 > 519.8	1.11e4	1.32e4	0.220	0.840	5.47	10.5	49.4975	87.0		
55	-1												
56	21	L-MeFOSAA	570 > 419		3.37e3	0.220							
57	22	Br-MeFOSAA	570. > 419		3.37e3	0.220							
58	71	Total N-MeFOSAA	570. > 419	0.00e0	3.37e3	0.220			0.000				
59	29	PFTrDA	662.9 > 618.9		1.30e4	0.220							
60	30	PFTeDA	712.8 > 669.0	3.81e1	1.13e4	0.220	0.000	6.20	0.0419			13.9	NO
61	50	d3-N-MeFOSAA	573.3 > 419	3.37e3	1.32e4	0.220	0.254	5.29	3.18	58.9570	103.6		
62	50	d3-N-MeFOSAA	573.3 > 419	3.37e3	1.32e4	0.220	0.254	5.29	3.18	58.9570	103.6		
63	50	d3-N-MeFOSAA	573.3 > 419	3.37e3	1.32e4	0.220	0.254	5.29	3.18	58.9570	103.6		
64	53	13C2-PFDoA	615.0 > 569.7	1.30e4	9.15e3	0.220	1.42	5.75	17.7	62.5763	110.0		
65	55	13C2-PFTeDA	714.8 > 669.6	1.13e4	1.32e4	0.220	0.857	6.21	10.7	76.9481	135.2		
66	-1												
67	23	L-EtFOSAA	584.1 > 419		3.95e3	0.220							
68	24	Br-ETFOSAA	584.1 > 419		3.95e3	0.220							
69	72	Total N-EtFOSAA	584.1 > 419	0.00e0	3.95e3	0.220			0.000				
70	27	PFDoA	612.9 > 569.0		1.30e4	0.220							
71	73	TCDA	498.3>106.9			0.220							
72	52	d5-N-EtFOSAA	589.3 > 419	3.95e3	1.32e4	0.220	0.298	5.44	3.73	61.3382	107.8		
73	52	d5-N-EtFOSAA	589.3 > 419	3.95e3	1.32e4	0.220	0.298	5.44	3.73	61.3382	107.8		
74	52	d5-N-EtFOSAA	589.3 > 419	3.95e3	1.32e4	0.220	0.298	5.44	3.73	61.3382	107.8		

AD 9/27/2018

Dataset: Z:\Projects\PFAS.PRO\Results\180926M1\180926M1-17.qld

MMM 9/27/2018

Last Altered: Thursday, September 27, 2018 15:13:05 Pacific Daylight Time
Printed: Thursday, September 27, 2018 15:13:17 Pacific Daylight Time

Name: 180926M1_17, Date: 26-Sep-2018, Time: 17:57:49, ID: 1802900-04 PW1809041545GC 0.21965, Description: PW1809041545GC

	#	Name	Trace	Area	IS Area	Wt/Vol	RRF	RT	Response	Conc.	%Rec	Ion Ratio	Ratio Out?
75	53	13C2-PFDoA	615.0 > 569.7	1.30e4	9.15e3	0.220	1.42	5.75	17.7	62.5763	110.0		
76	47	13C8-PFOS	507.0 > 79.9	2.01e3	1.99e3	0.220	1.01	4.85	12.6	54.3473	95.5		
77	-1												
78	60	13C4-PFBA	217. > 172	7.28e3	7.28e3	0.220	1.00	1.40	12.5	56.9087	100.0		
79	61	13C5-PFHxA	318 > 272.9	1.00e4	1.00e4	0.220	1.00	3.18	12.5	56.9087	100.0		
80	62	13C3-PFHxS	401.8 > 79.9	2.13e3	2.13e3	0.220	1.00	3.95	12.5	56.9087	100.0		
81	63	13C8-PFOA	420.9 > 376	1.28e4	1.28e4	0.220	1.00	4.33	12.5	56.9087	100.0		
82	64	13C9-PFNA	472.2 > 426.9	8.57e3	8.57e3	0.220	1.00	4.77	12.5	56.9087	100.0		
83	65	13C4-PFOS	503 > 79.9	1.99e3	1.99e3	0.220	1.00	4.85	12.5	56.9087	100.0		
84	66	13C6-PFDA	519.1 > 473.7	9.15e3	9.15e3	0.220	1.00	5.14	12.5	56.9087	100.0		
85	67	13C7-PFUdA	570.1 > 524.8	1.32e4	1.32e4	0.220	1.00	5.47	12.5	56.9087	100.0		

AD 9/27/2018

Dataset: Z:\Projects\PFAS.PRO\Results\180926M1\180926M1-17.qld

MMM 9/27/2018

Last Altered: Thursday, September 27, 2018 15:13:05 Pacific Daylight Time
Printed: Thursday, September 27, 2018 15:13:17 Pacific Daylight Time

Method: Z:\Projects\PFAS.PRO\MethDB\PFAS_FULL_80C_092618.mdb 27 Sep 2018 08:14:23
Calibration: Z:\Projects\PFAS.PRO\CurveDB\C18_VAL-PFAS_Q4_09-25-18.cdb 26 Sep 2018 10:07:46

Name: 180926M1_17, Date: 26-Sep-2018, Time: 17:57:49, ID: 1802900-04 PW1809041545GC 0.21965, Description: PW1809041545GC

PFBA

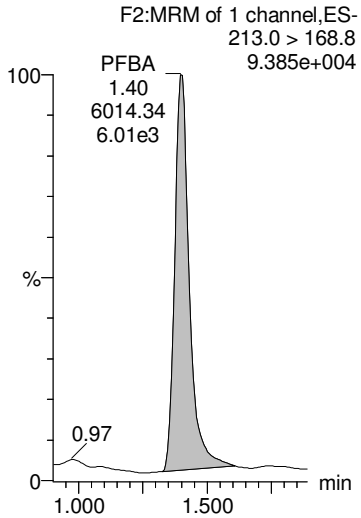

PFPeA

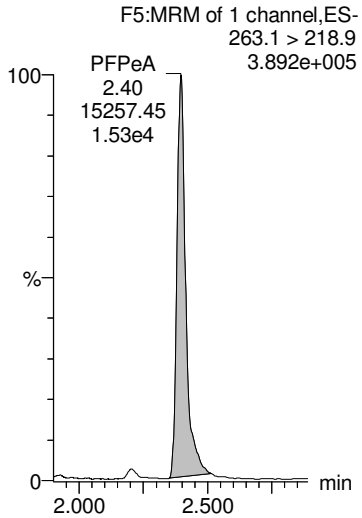

PFBS

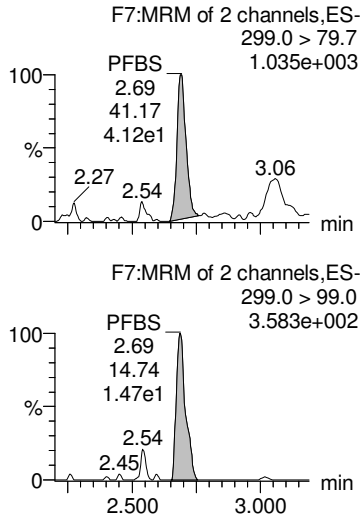

4:2 FTS

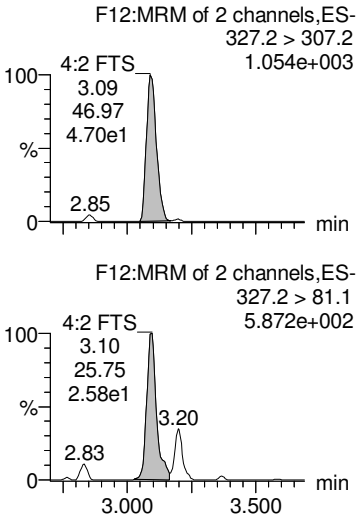

PFHxA

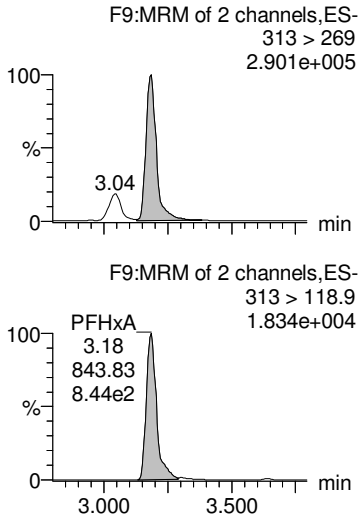

13C3-PFBA

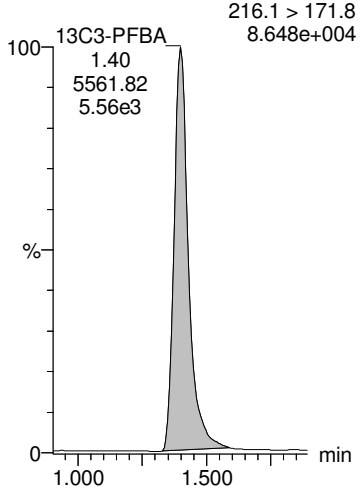

13C3-PFPeA

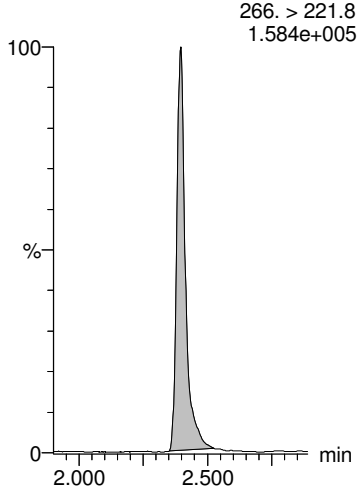

13C3-PFBS

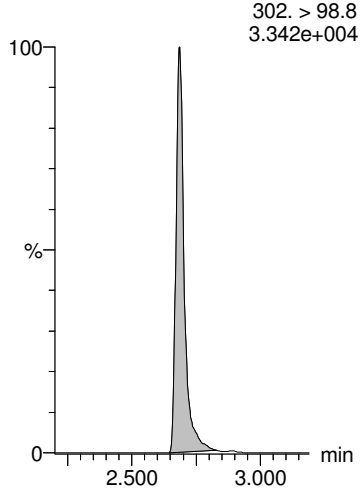

13C2-4:2 FTS

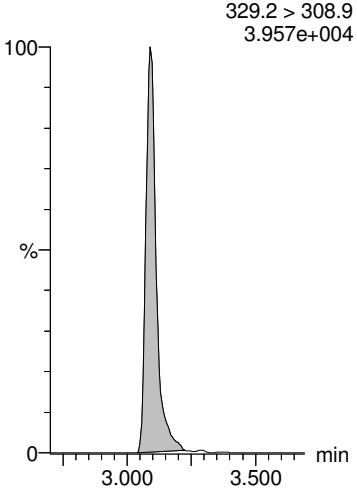

13C2-PFHxA

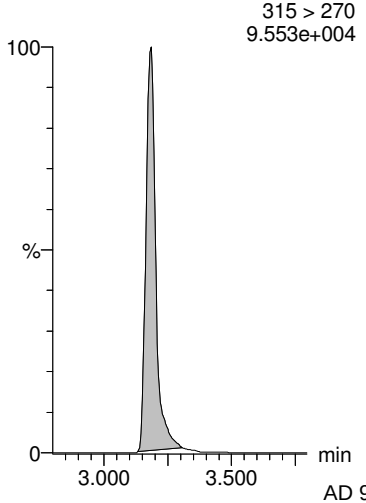

AD 9/27/2018

Dataset: Z:\Projects\PFAS.PRO\Results\180926M1\180926M1-17.qld

MMM 9/27/2018

Last Altered: Thursday, September 27, 2018 15:13:05 Pacific Daylight Time
Printed: Thursday, September 27, 2018 15:13:17 Pacific Daylight Time

Name: 180926M1_17, Date: 26-Sep-2018, Time: 17:57:49, ID: 1802900-04 PW1809041545GC 0.21965, Description: PW1809041545GC

PFHpA

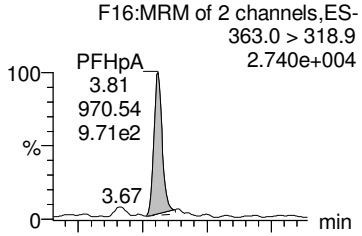

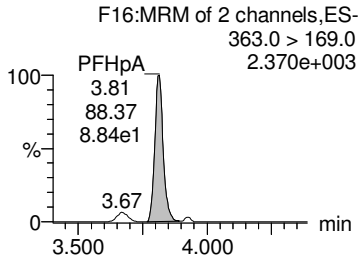

PFPeS

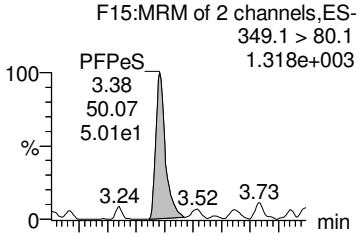

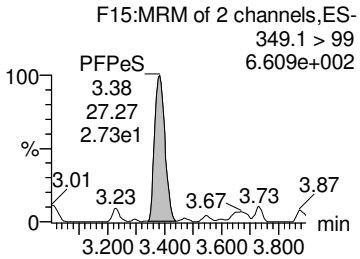

L-PFHxS

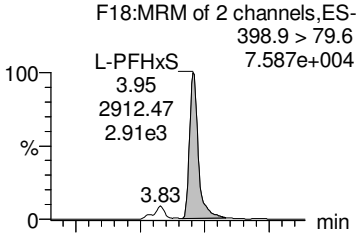

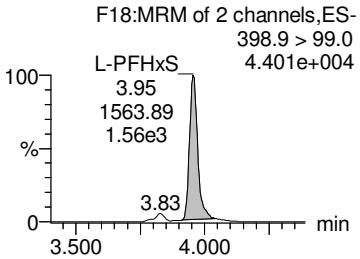

Br-PFHxS

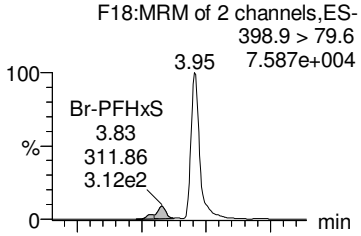

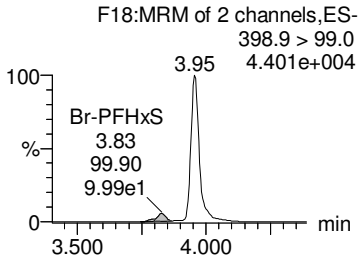

Total PFHxS

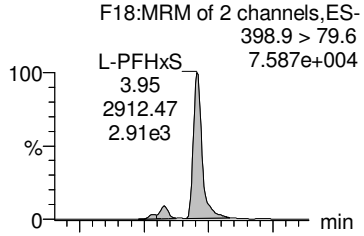

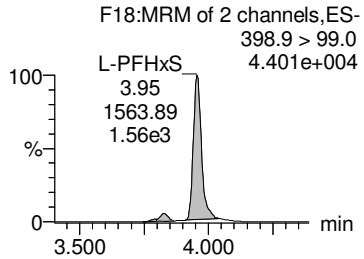

13C4-PFHpA

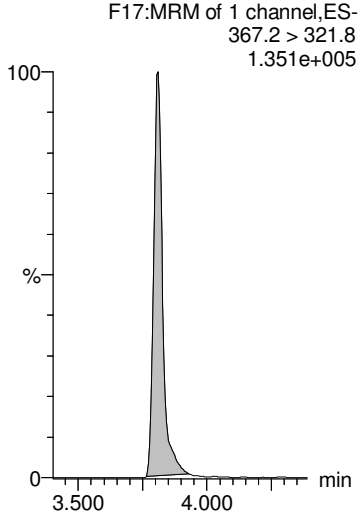

13C3-PFBS

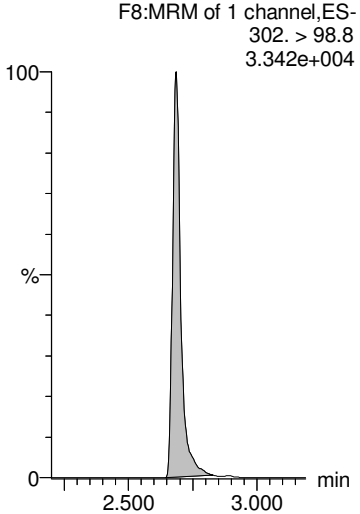

18O2-PFHxS

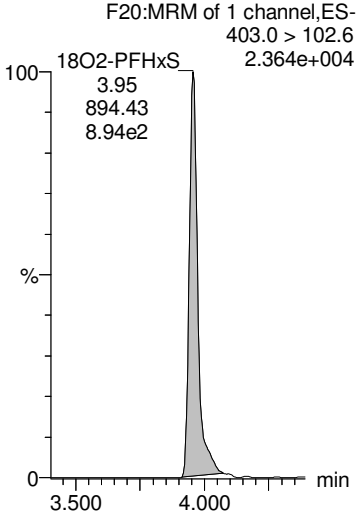

18O2-PFHxS

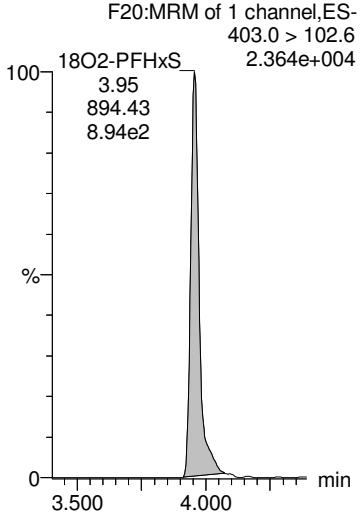

18O2-PFHxS

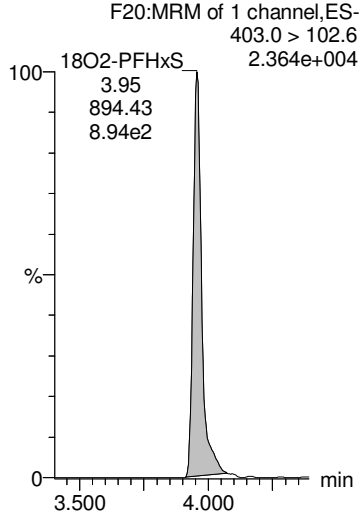

AD 9/27/2018

Dataset: Z:\Projects\PFAS.PRO\Results\180926M1\180926M1-17.qld

MMM 9/27/2018

Last Altered: Thursday, September 27, 2018 15:13:05 Pacific Daylight Time
Printed: Thursday, September 27, 2018 15:13:17 Pacific Daylight Time

Name: 180926M1_17, Date: 26-Sep-2018, Time: 17:57:49, ID: 1802900-04 PW1809041545GC 0.21965, Description: PW1809041545GC

6:2 FTS

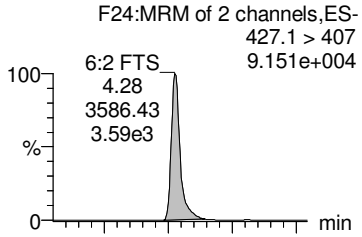

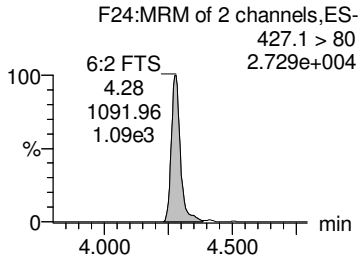

PFHpS

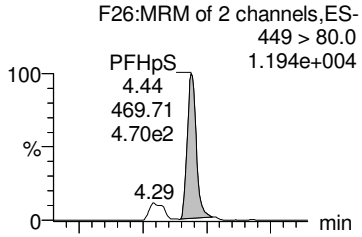

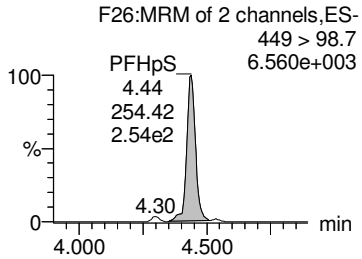

L-PFOA

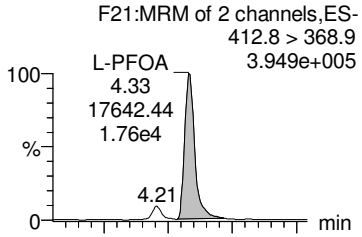

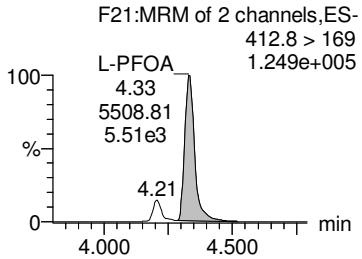

Br-PFOA

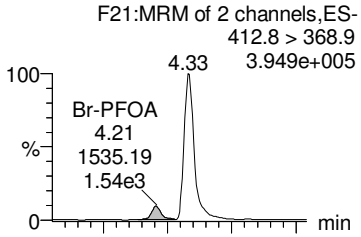

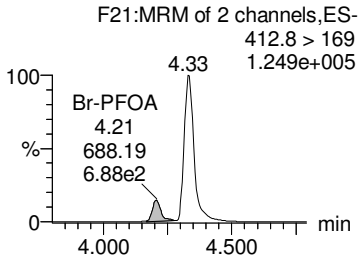

Total PFOA

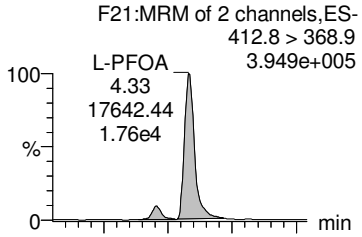

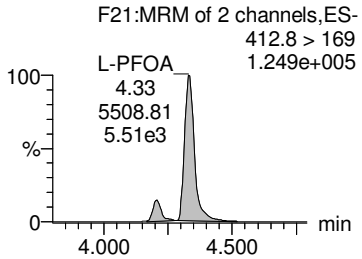

13C2-6:2 FTS

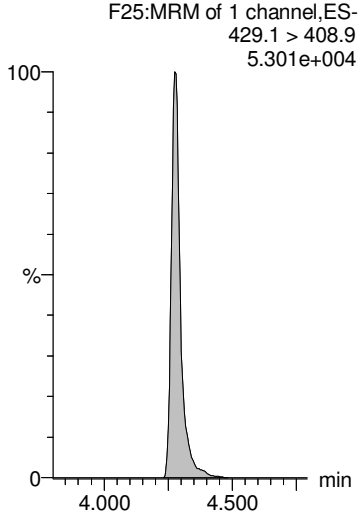

13C2-PFOA

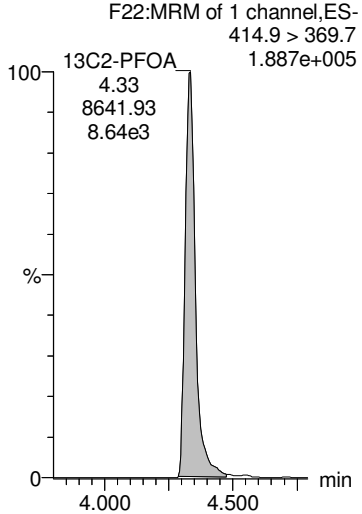

13C2-PFOA

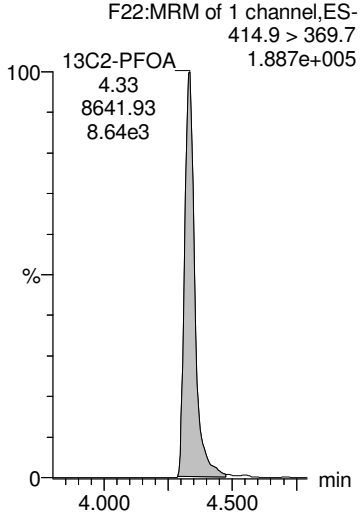

13C2-PFOA

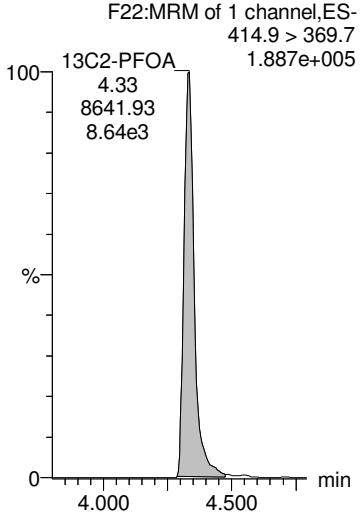

13C2-PFOA

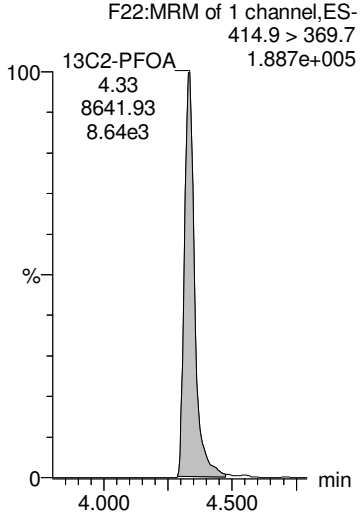

AD 9/27/2018

Dataset: Z:\Projects\PFAS.PRO\Results\180926M1\180926M1-17.qld

MMM 9/27/2018

Last Altered: Thursday, September 27, 2018 15:13:05 Pacific Daylight Time
Printed: Thursday, September 27, 2018 15:13:17 Pacific Daylight Time

Name: 180926M1_17, Date: 26-Sep-2018, Time: 17:57:49, ID: 1802900-04 PW1809041545GC 0.21965, Description: PW1809041545GC

PFNA

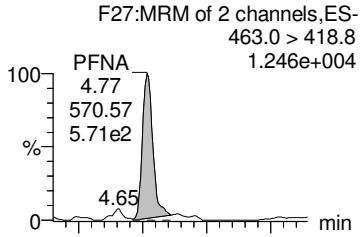

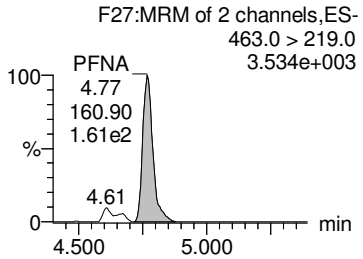

PFOSA

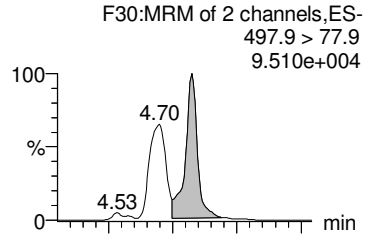

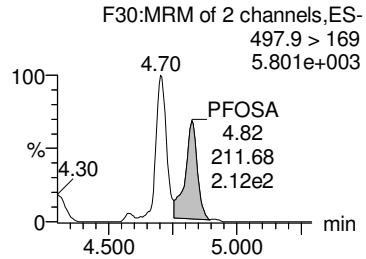

L-PFOS

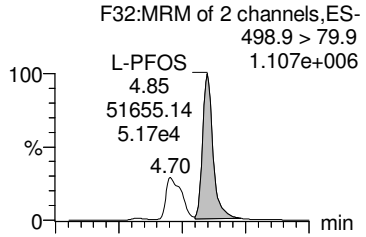

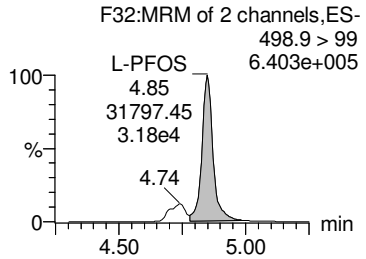

Br-PFOS

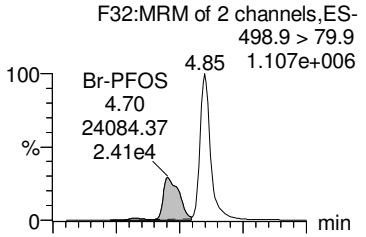

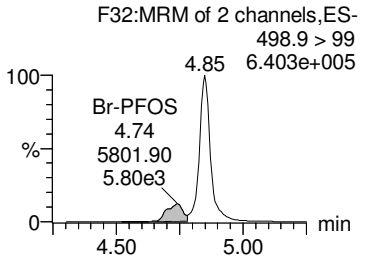

Total PFOS

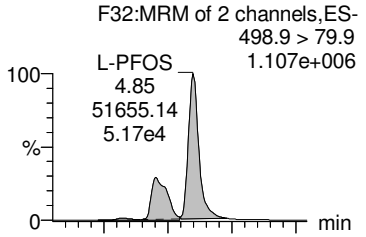

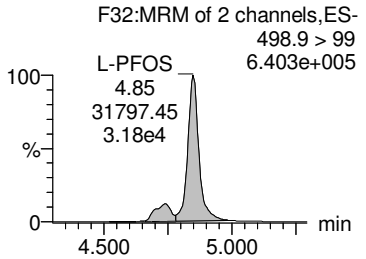

13C5-PFNA

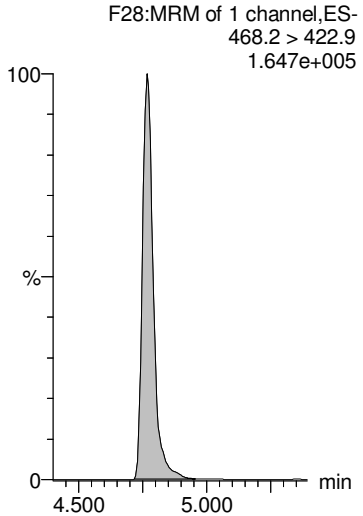

13C8-PFOSA

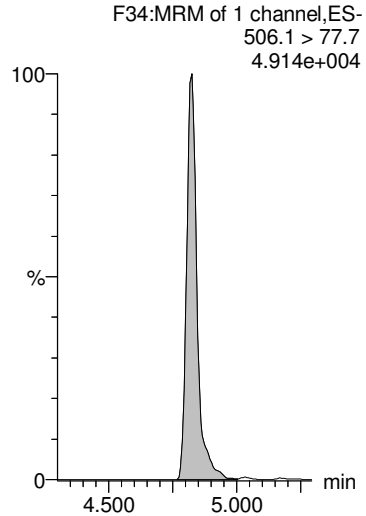

13C8-PFOS

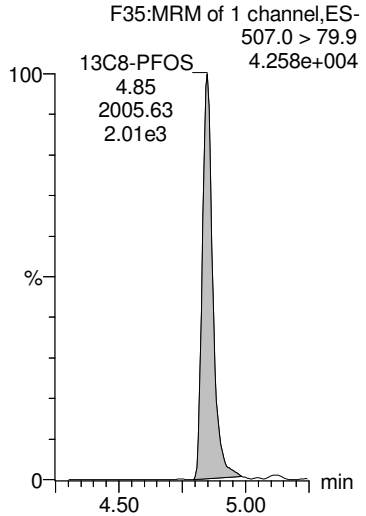

13C8-PFOS

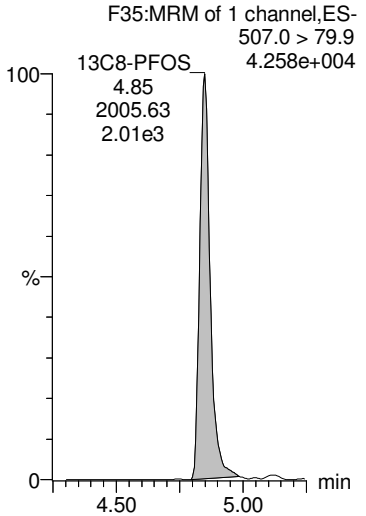

13C8-PFOS

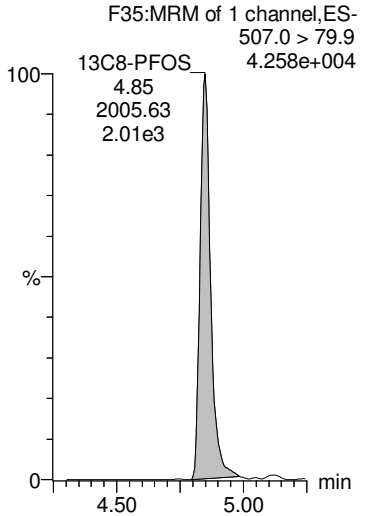

AD 9/27/2018

Dataset: Z:\Projects\PFAS.PRO\Results\180926M1\180926M1-17.qld

MMM 9/27/2018

Last Altered: Thursday, September 27, 2018 15:13:05 Pacific Daylight Time
Printed: Thursday, September 27, 2018 15:13:17 Pacific Daylight Time

Name: 180926M1_17, Date: 26-Sep-2018, Time: 17:57:49, ID: 1802900-04 PW1809041545GC 0.21965, Description: PW1809041545GC

PFDA

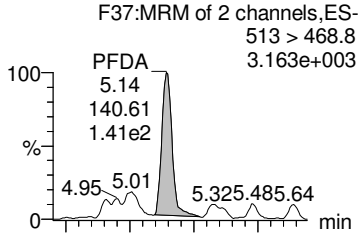

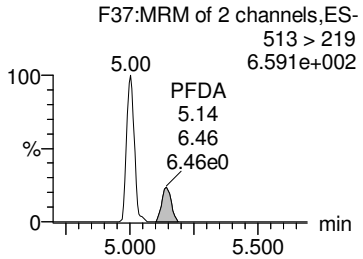

8:2 FTS

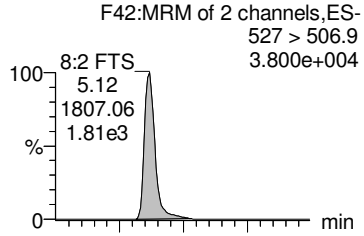

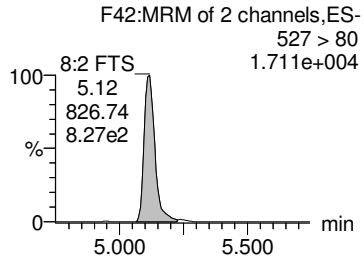

PFNS

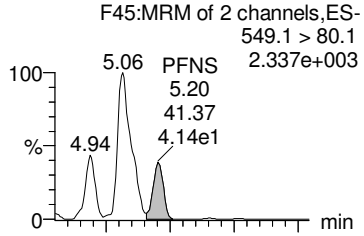

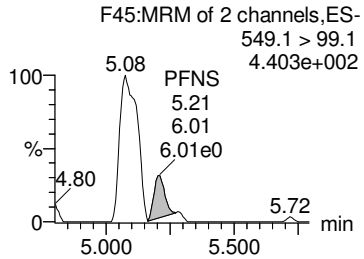

PFDS

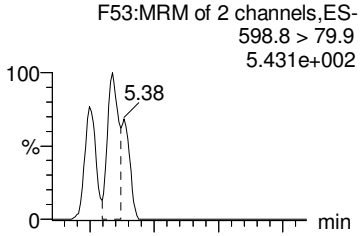

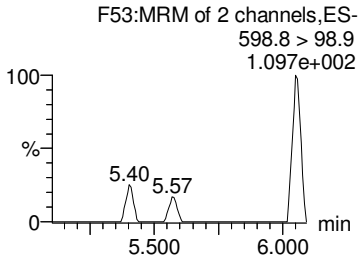

PFUdA

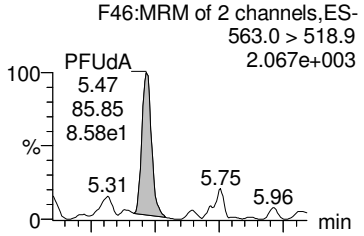

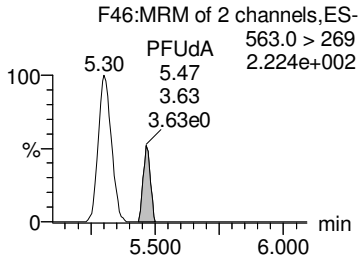

13C2-PFDA

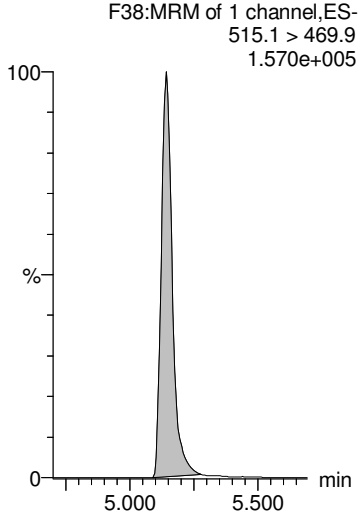

13C2-8:2 FTS

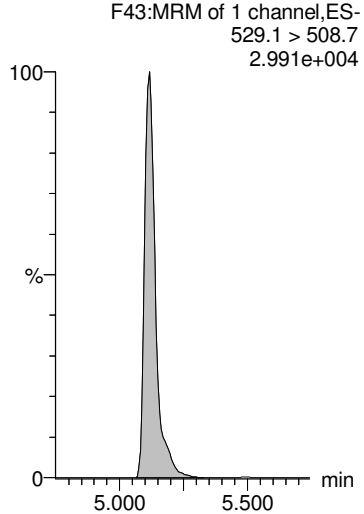

13C8-PFOS

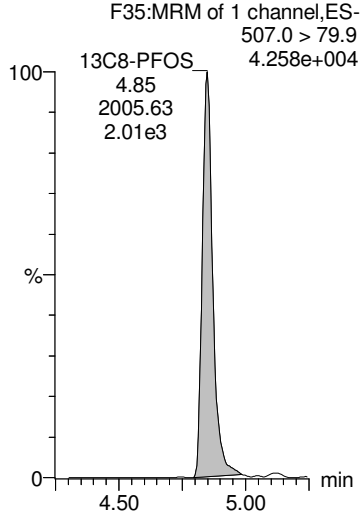

13C8-PFOS

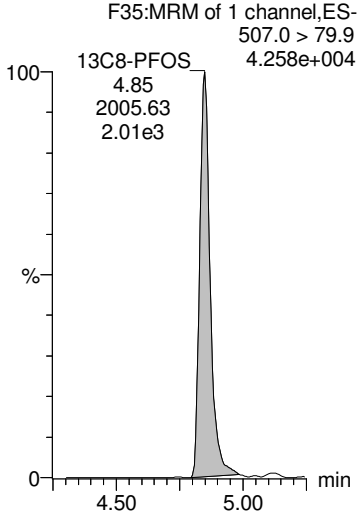

13C2-PFUdA

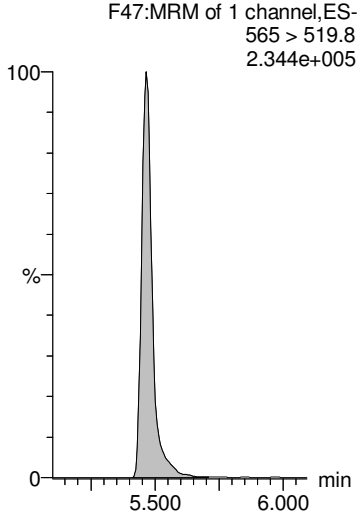

AD 9/27/2018

Dataset: Z:\Projects\PFAS.PRO\Results\180926M1\180926M1-17.qld

MMM 9/27/2018

Last Altered: Thursday, September 27, 2018 15:13:05 Pacific Daylight Time
Printed: Thursday, September 27, 2018 15:13:17 Pacific Daylight Time

Name: 180926M1_17, Date: 26-Sep-2018, Time: 17:57:49, ID: 1802900-04 PW1809041545GC 0.21965, Description: PW1809041545GC

L-MeFOSAA

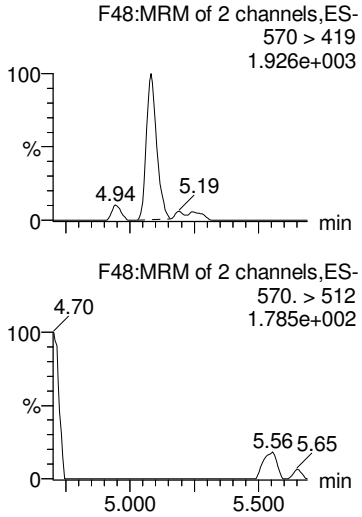

Br-MeFOSAA

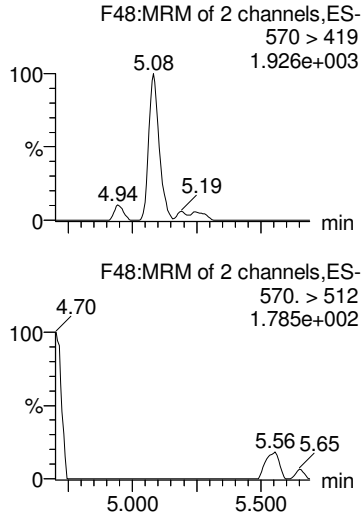

Total N-MeFOSAA

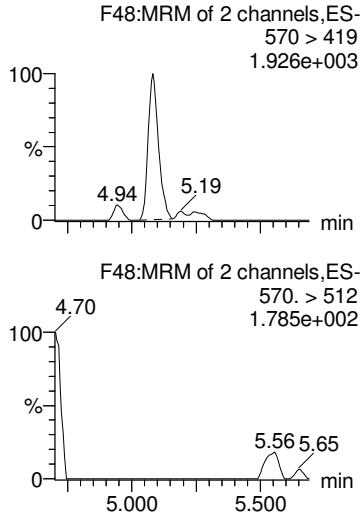

PFTrDA

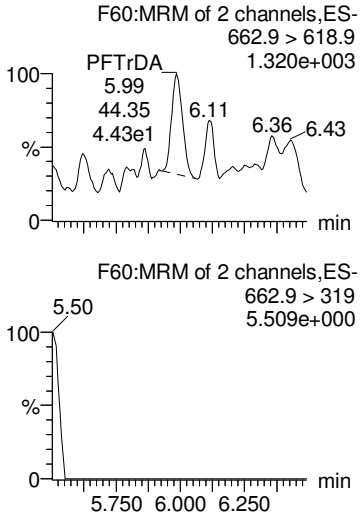

PFTeDA

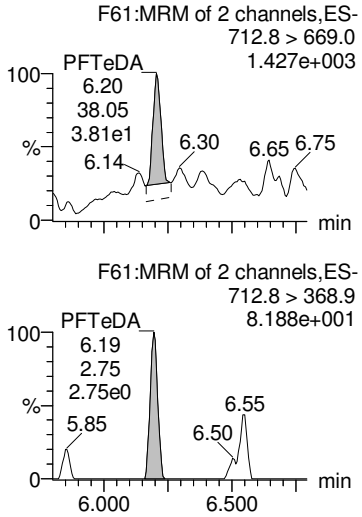

d3-N-MeFOSAA

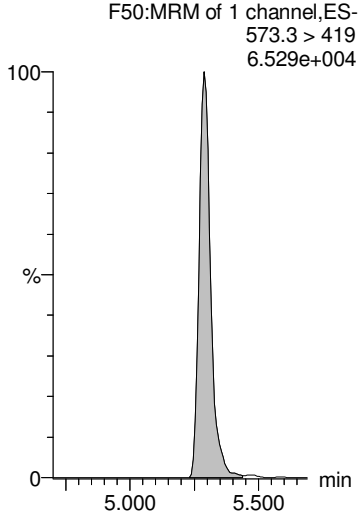

d3-N-MeFOSAA

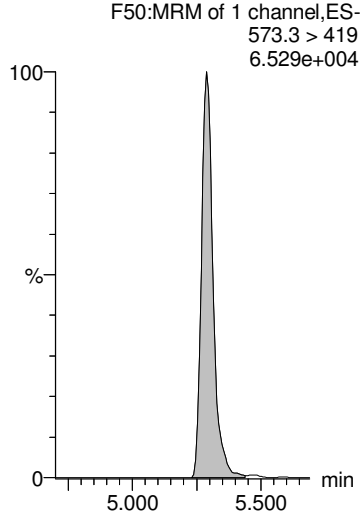

d3-N-MeFOSAA

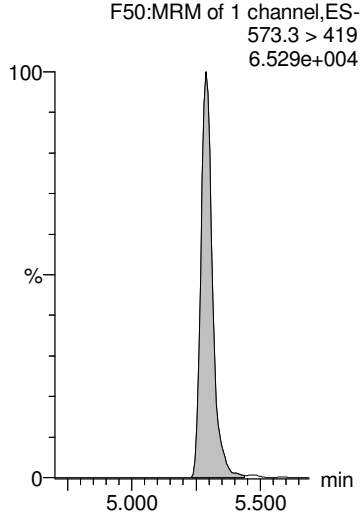

13C2-PFDoA

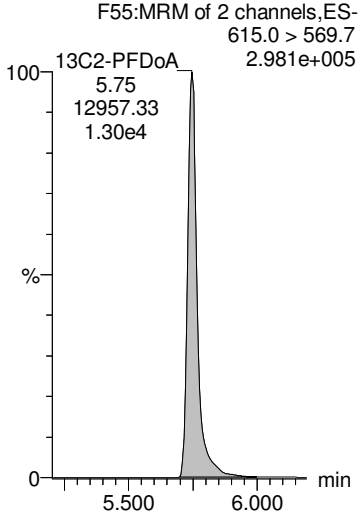

13C2-PFTeDA

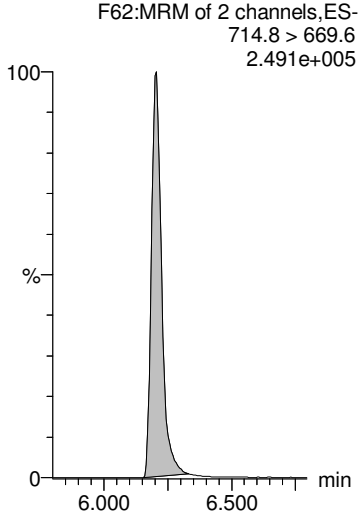

AD 9/27/2018

Dataset: Z:\Projects\PFAS.PRO\Results\180926M1\180926M1-17.qld

MMM 9/27/2018

Last Altered: Thursday, September 27, 2018 15:13:05 Pacific Daylight Time
Printed: Thursday, September 27, 2018 15:13:17 Pacific Daylight Time

Name: 180926M1_17, Date: 26-Sep-2018, Time: 17:57:49, ID: 1802900-04 PW1809041545GC 0.21965, Description: PW1809041545GC

L-EtFOSAA

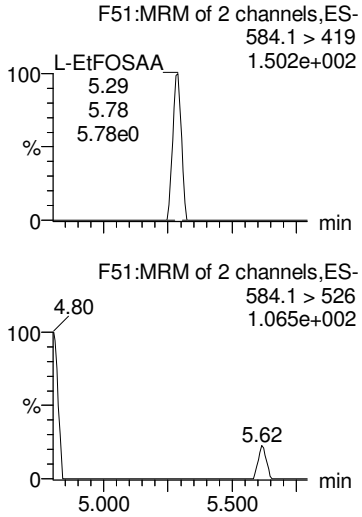

Br-ETFOSAA

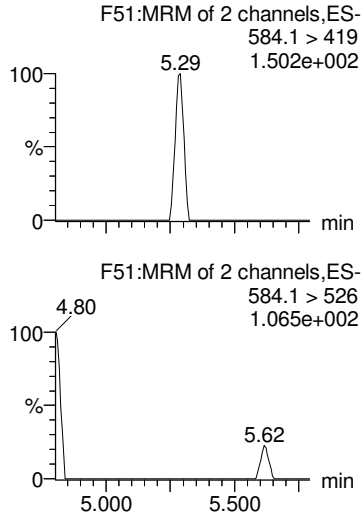

Total N-EtFOSAA

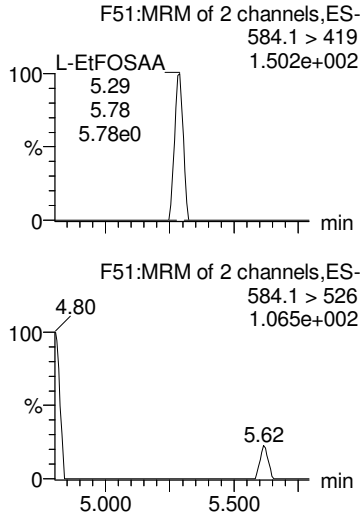

PFDoA

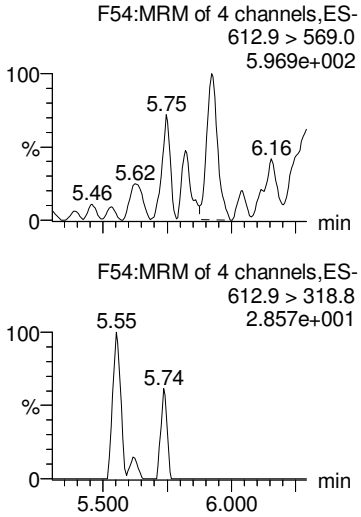

TCDA

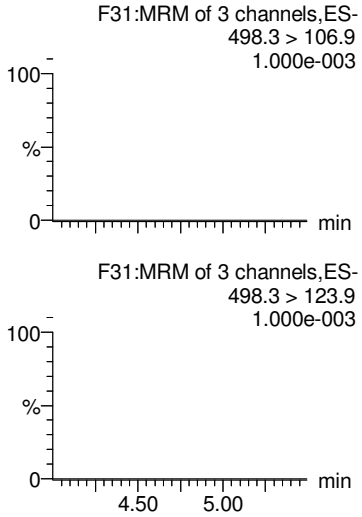

d5-N-EtFOSAA

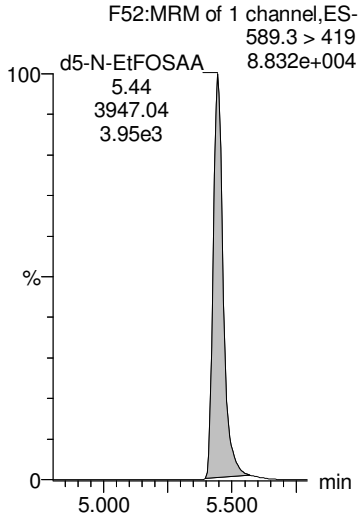

d5-N-EtFOSAA

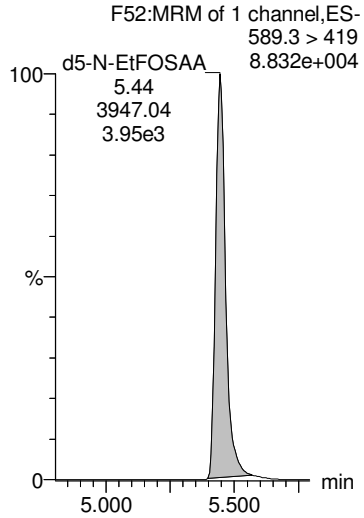

d5-N-EtFOSAA

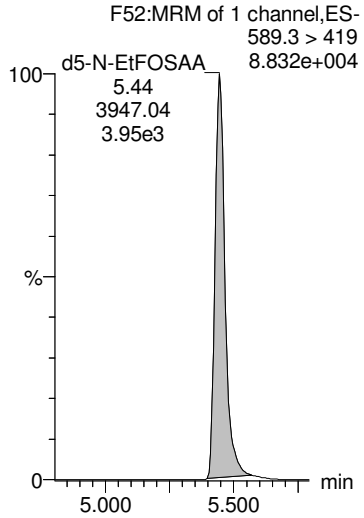

13C2-PFDoA

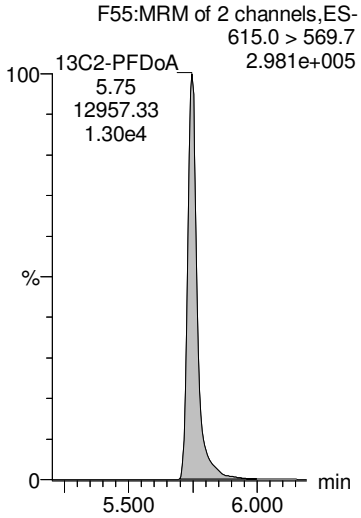

13C8-PFOS

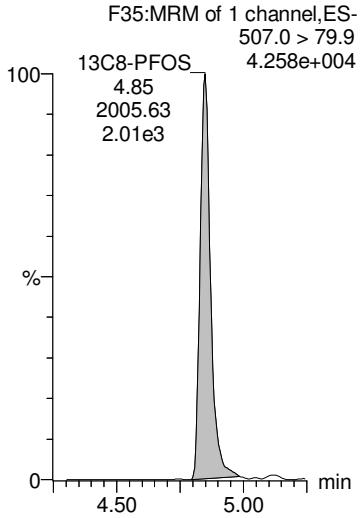

AD 9/27/2018

Dataset: Z:\Projects\PFAS.PRO\Results\180926M1\180926M1-17.qld

MMM 9/27/2018

Last Altered: Thursday, September 27, 2018 15:13:05 Pacific Daylight Time
Printed: Thursday, September 27, 2018 15:13:17 Pacific Daylight Time

Name: 180926M1_17, Date: 26-Sep-2018, Time: 17:57:49, ID: 1802900-04 PW1809041545GC 0.21965, Description: PW1809041545GC

13C4-PFBA

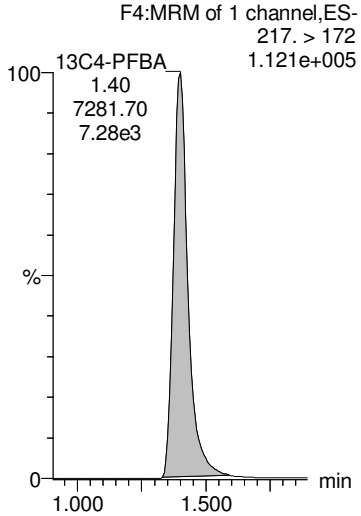

13C5-PFHxA

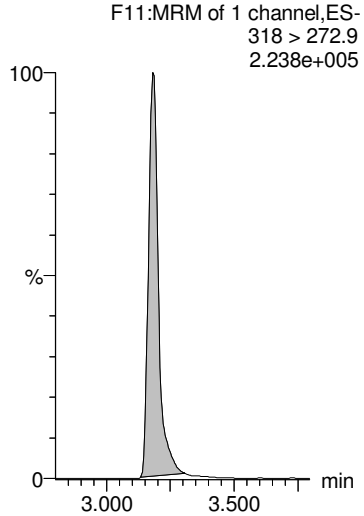

13C3-PFHxS

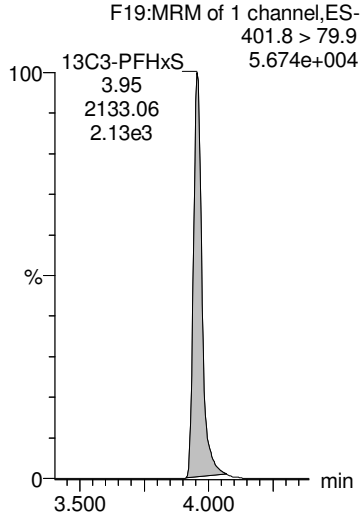

13C8-PFOA

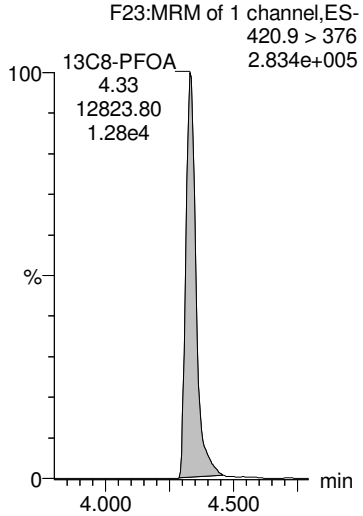

13C9-PFNA

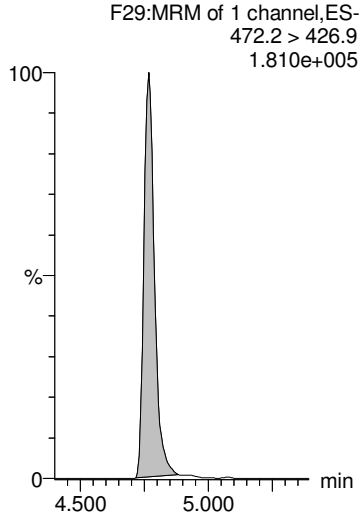

13C4-PFOS

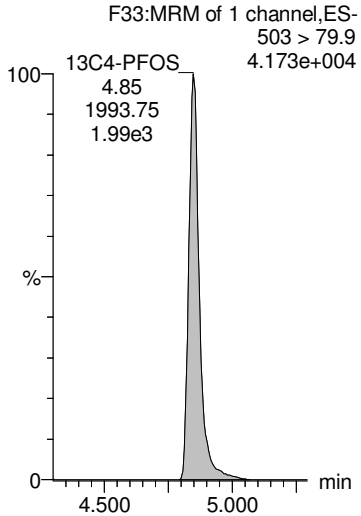

13C6-PFDA

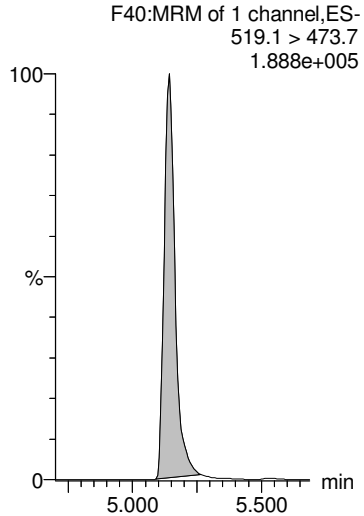

13C7-PFUdA

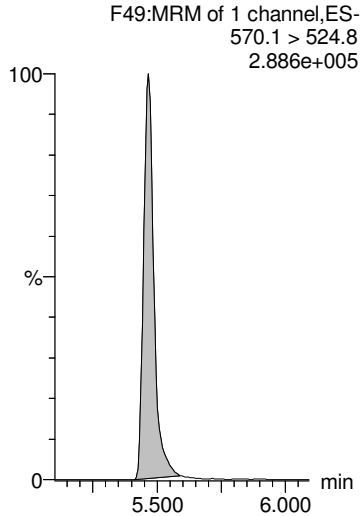

AD 9/27/2018

Dataset: Z:\Projects\PFAS.PRO\Results\180926M1\180926M1-18.qld

MMM 9/27/2018

Last Altered: Thursday, September 27, 2018 15:16:11 Pacific Daylight Time
Printed: Thursday, September 27, 2018 15:16:22 Pacific Daylight Time

Name: 180926M1_18, Date: 26-Sep-2018, Time: 18:08:22, ID: 1802900-05 PW1809041630GC 0.22036, Description: PW1809041630GC

	#	Name	Trace	Area	IS Area	Wt/Vol	RRF	RT	Response	Conc.	%Rec	Ion Ratio	Ratio Out?
1	1	PFBA	213.0 > 168.8	8.16e3	3.50e3	0.220	0.000	1.39	29.1	115.5636			
2	2	PFPeA	263.1 > 218.9	1.16e4	4.08e3	0.220	0.000	2.38	35.5	159.4150			
3	3	PFBS	299.0 > 79.7	1.07e3	7.98e2	0.220	0.000	2.68	16.8	41.2469		2.65	NO
4	4	4:2 FTS	327.2>307.2		1.34e3	0.220							
5	5	PFHxA	313 > 269	5.45e4	2.91e3	0.220	0.000	3.18	93.7	445.9794		13.5	NO
6	36	13C3-PFBA	216.1 > 171.8	3.50e3	6.16e3	0.220	0.569	1.39	7.11	43.6321	76.9		
7	37	13C3-PFPeA	266. > 221.8	4.08e3	8.04e3	0.220	0.507	2.38	6.34	52.3858	92.3		
8	38	13C3-PFBS	302. > 98.8	7.98e2	2.05e3	0.220	0.390	2.68	4.87	42.3371	74.6		
9	39	13C2-4:2 FTS	329.2>308.9	1.34e3	2.05e3	0.220	0.655	3.08	8.19	43.1245	76.0		
10	40	13C2-PFHxA	315 > 270	2.91e3	8.04e3	0.220	0.905	3.18	4.52	20.5833	90.7		
11	-1												
12	7	PFHpA	363.0 > 318.9	9.86e3	4.00e3	0.220	0.000	3.81	30.8	120.6102		11.3	NO
13	6	PFPeS	349.1>80.1	7.35e2	7.98e2	0.220	0.000	3.38	11.5	34.6037		1.54	NO
14	8	L-PFHxS	398.9 > 79.6	1.82e4	6.59e2	0.220	0.000	3.95	345	865.3145		1.70	NO
15	9	Br-PFHxS	398.9 > 79.6	4.82e3	6.59e2	0.220	0.000	3.82	91.4	231.4501		2.68	NO
16	68	Total PFHxS	398.9 > 79.6	2.30e4	6.59e2	0.220			436	1096.7646			
17	41	13C4-PFHpA	367.2 > 321.8	4.00e3	8.04e3	0.220	0.497	3.81	6.22	53.4856	94.3		
18	38	13C3-PFBS	302. > 98.8	7.98e2	2.05e3	0.220	0.390	2.68	4.87	42.3371	74.6		
19	42	18O2-PFHxS	403.0 > 102.6	6.59e2	2.05e3	0.220	0.322	3.95	4.02	41.7646	73.6		
20	42	18O2-PFHxS	403.0 > 102.6	6.59e2	2.05e3	0.220	0.322	3.95	4.02	41.7646	73.6		
21	42	18O2-PFHxS	403.0 > 102.6	6.59e2	2.05e3	0.220	0.322	3.95	4.02	41.7646	73.6		
22	-1												
23	10	6:2 FTS	427.1 > 407	3.64e2	1.89e3	0.220	0.000	4.28	2.40	7.4840		3.12	NO
24	13	PFHpS	449 > 80.0		1.96e3	0.220							
25	11	L-PFOA	412.8 > 368.9	9.90e4	6.05e3	0.220	0.000	4.33	204	553.5302		3.41	NO
26	12	Br-PFOA	412.8 > 368.9	1.06e4	6.05e3	0.220	0.000	4.20	21.9	58.2276		2.24	NO
27	69	Total PFOA	412.8 > 368.9	1.10e5	6.05e3	0.220			226	611.7578			
28	43	13C2-6:2 FTS	429.1 > 408.9	1.89e3	2.13e3	0.220	0.889	4.28	11.1	55.1446	97.2		
29	44	13C2-PFOA	414.9 > 369.7	6.05e3	9.67e3	0.220	0.626	4.33	7.83	62.8425	110.8		
30	44	13C2-PFOA	414.9 > 369.7	6.05e3	9.67e3	0.220	0.626	4.33	7.83	62.8425	110.8		
31	44	13C2-PFOA	414.9 > 369.7	6.05e3	9.67e3	0.220	0.626	4.33	7.83	62.8425	110.8		
32	44	13C2-PFOA	414.9 > 369.7	6.05e3	9.67e3	0.220	0.626	4.33	7.83	62.8425	110.8		
33	-1												
34	14	PFNA	463.0 > 418.8	3.81e2	5.47e3	0.220	0.000	4.77	0.872	3.7996		5.49	YES
35	15	PFOSA	497.9 > 77.9		1.53e3	0.220							
36	16	L-PFOS	498.9 > 79.9	1.02e3	1.96e3	0.220	0.000	4.85	6.50	29.7892		1.78	NO
37	17	Br-PFOS	498.9 > 79.9	4.23e2	1.96e3	0.220	0.000	4.70	2.69	12.4544		3.13	NO

AD 9/27/2018

Dataset: Z:\Projects\PFAS.PRO\Results\180926M1\180926M1-18.qld

MMM 9/27/2018

Last Altered: Thursday, September 27, 2018 15:16:11 Pacific Daylight Time
Printed: Thursday, September 27, 2018 15:16:22 Pacific Daylight Time

Name: 180926M1_18, Date: 26-Sep-2018, Time: 18:08:22, ID: 1802900-05 PW1809041630GC 0.22036, Description: PW1809041630GC

	#	Name	Trace	Area	IS Area	Wt/Vol	RRF	RT	Response	Conc.	%Rec	Ion Ratio	Ratio Out?
38	70	Total PFOS	498.9 > 79.9	1.44e3	1.96e3	0.220			9.19	42.2436			
39	45	13C5-PFNA	468.2 > 422.9	5.47e3	7.12e3	0.220	0.768	4.77	9.60	44.0135	77.6		
40	46	13C8-PFOSA	506.1 > 77.7	1.53e3	1.06e4	0.220	0.144	4.82	1.80	38.9038	68.6		
41	47	13C8-PFOS	507.0 > 79.9	1.96e3	2.13e3	0.220	0.922	4.85	11.5	49.6573	87.5		
42	47	13C8-PFOS	507.0 > 79.9	1.96e3	2.13e3	0.220	0.922	4.85	11.5	49.6573	87.5		
43	47	13C8-PFOS	507.0 > 79.9	1.96e3	2.13e3	0.220	0.922	4.85	11.5	49.6573	87.5		
44	-1												
45	18	PFDA	513 > 468.8		4.98e3	0.220							
46	19	8:2 FTS	527 > 506.9		1.30e3	0.220							
47	20	PFNS	549.1 > 80.1		1.96e3	0.220							
48	26	PFDS	598.8 > 79.9		1.96e3	0.220							
49	25	PFUdA	563.0 > 518.9		6.55e3	0.220							
50	48	13C2-PFDA	515.1 > 469.9	4.98e3	8.46e3	0.220	0.589	5.14	7.36	31.2733	55.1		
51	49	13C2-8:2 FTS	529.1 > 508.7	1.30e3	2.13e3	0.220	0.611	5.12	7.64	47.5433	83.8		
52	47	13C8-PFOS	507.0 > 79.9	1.96e3	2.13e3	0.220	0.922	4.85	11.5	49.6573	87.5		
53	47	13C8-PFOS	507.0 > 79.9	1.96e3	2.13e3	0.220	0.922	4.85	11.5	49.6573	87.5		
54	51	13C2-PFUdA	565 > 519.8	6.55e3	1.06e4	0.220	0.616	5.47	7.70	36.1756	63.8		
55	-1												
56	21	L-MeFOSAA	570 > 419		2.39e3	0.220							
57	22	Br-MeFOSAA	570. > 419		2.39e3	0.220							
58	71	Total N-MeFOSAA	570. > 419	0.00e0	2.39e3	0.220			0.000				
59	29	PFTrDA	662.9 > 618.9		5.85e3	0.220							
60	30	PFTeDA	712.8 > 669.0		4.89e3	0.220							
61	50	d3-N-MeFOSAA	573.3 > 419	2.39e3	1.06e4	0.220	0.225	5.29	2.81	51.9895	91.7		
62	50	d3-N-MeFOSAA	573.3 > 419	2.39e3	1.06e4	0.220	0.225	5.29	2.81	51.9895	91.7		
63	50	d3-N-MeFOSAA	573.3 > 419	2.39e3	1.06e4	0.220	0.225	5.29	2.81	51.9895	91.7		
64	53	13C2-PFDoA	615.0 > 569.7	5.85e3	8.46e3	0.220	0.691	5.75	8.64	30.4507	53.7		
65	55	13C2-PFTeDA	714.8 > 669.6	4.89e3	1.06e4	0.220	0.460	6.21	5.74	41.1207	72.5		
66	-1												
67	23	L-EtFOSAA	584.1 > 419		2.81e3	0.220							
68	24	Br-ETFOSAA	584.1 > 419		2.81e3	0.220							
69	72	Total N-EtFOSAA	584.1 > 419	0.00e0	2.81e3	0.220			0.000				
70	27	PFDoA	612.9 > 569.0		5.85e3	0.220							
71	73	TCDA	498.3>106.9			0.220							
72	52	d5-N-EtFOSAA	589.3 > 419	2.81e3	1.06e4	0.220	0.264	5.44	3.30	54.1487	95.5		
73	52	d5-N-EtFOSAA	589.3 > 419	2.81e3	1.06e4	0.220	0.264	5.44	3.30	54.1487	95.5		
74	52	d5-N-EtFOSAA	589.3 > 419	2.81e3	1.06e4	0.220	0.264	5.44	3.30	54.1487	95.5		

AD 9/27/2018

Dataset: Z:\Projects\PFAS.PRO\Results\180926M1\180926M1-18.qld

MMM 9/27/2018

Last Altered: Thursday, September 27, 2018 15:16:11 Pacific Daylight Time
Printed: Thursday, September 27, 2018 15:16:22 Pacific Daylight Time

Name: 180926M1_18, Date: 26-Sep-2018, Time: 18:08:22, ID: 1802900-05 PW1809041630GC 0.22036, Description: PW1809041630GC

	#	Name	Trace	Area	IS Area	Wt/Vol	RRF	RT	Response	Conc.	%Rec	Ion Ratio	Ratio Out?
75	53	13C2-PFDoA	615.0 > 569.7	5.85e3	8.46e3	0.220	0.691	5.75	8.64	30.4507	53.7		
76	47	13C8-PFOS	507.0 > 79.9	1.96e3	2.13e3	0.220	0.922	4.85	11.5	49.6573	87.5		
77	-1												
78	60	13C4-PFBA	217. > 172	6.16e3	6.16e3	0.220	1.00	1.39	12.5	56.7254	100.0		
79	61	13C5-PFHxA	318 > 272.9	8.04e3	8.04e3	0.220	1.00	3.18	12.5	56.7254	100.0		
80	62	13C3-PFHxS	401.8 > 79.9	2.05e3	2.05e3	0.220	1.00	3.95	12.5	56.7254	100.0		
81	63	13C8-PFOA	420.9 > 376	9.67e3	9.67e3	0.220	1.00	4.33	12.5	56.7254	100.0		
82	64	13C9-PFNA	472.2 > 426.9	7.12e3	7.12e3	0.220	1.00	4.77	12.5	56.7254	100.0		
83	65	13C4-PFOS	503 > 79.9	2.13e3	2.13e3	0.220	1.00	4.85	12.5	56.7254	100.0		
84	66	13C6-PFDA	519.1 > 473.7	8.46e3	8.46e3	0.220	1.00	5.14	12.5	56.7254	100.0		
85	67	13C7-PFUdA	570.1 > 524.8	1.06e4	1.06e4	0.220	1.00	5.47	12.5	56.7254	100.0		

AD 9/27/2018

Dataset: Z:\Projects\PFAS.PRO\Results\180926M1\180926M1-18.qld

MMM 9/27/2018

Last Altered: Thursday, September 27, 2018 15:16:11 Pacific Daylight Time
Printed: Thursday, September 27, 2018 15:16:22 Pacific Daylight Time

Method: Z:\Projects\PFAS.PRO\MethDB\PFAS_FULL_80C_092618.mdb 27 Sep 2018 08:14:23
Calibration: Z:\Projects\PFAS.PRO\CurveDB\C18_VAL-PFAS_Q4_09-25-18.cdb 26 Sep 2018 10:07:46

Name: 180926M1_18, Date: 26-Sep-2018, Time: 18:08:22, ID: 1802900-05 PW1809041630GC 0.22036, Description: PW1809041630GC

PFBA

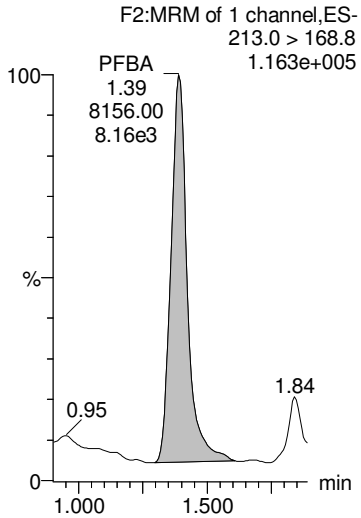

PFPeA

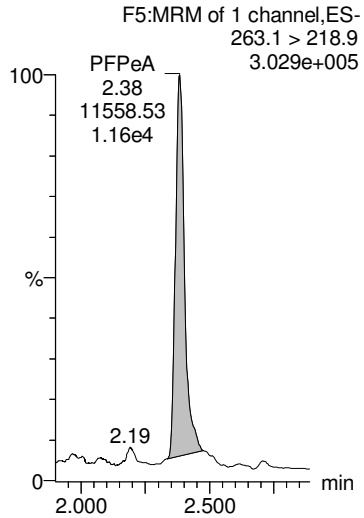

PFBS

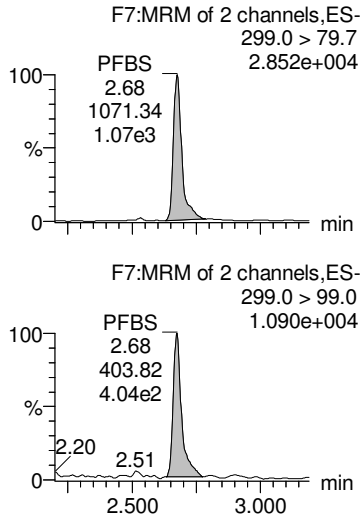

4:2 FTS

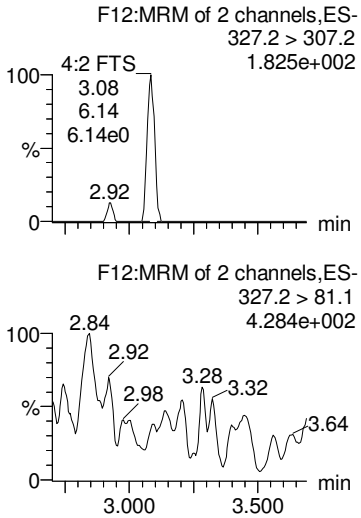

PFHxA

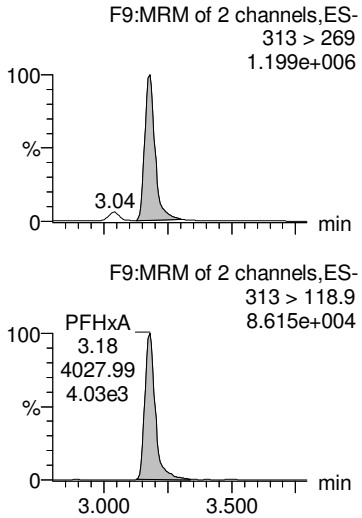

13C3-PFBA

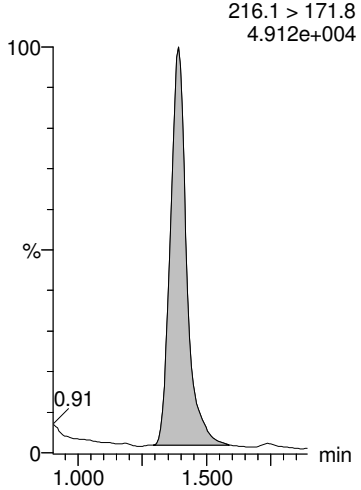

13C3-PFPeA

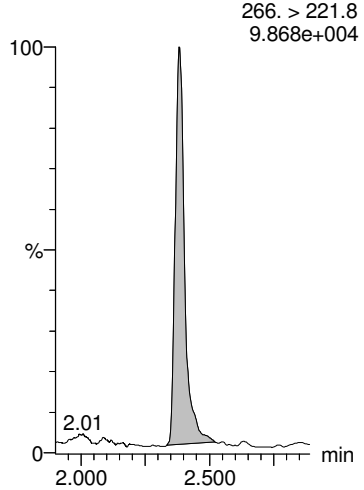

13C3-PFBS

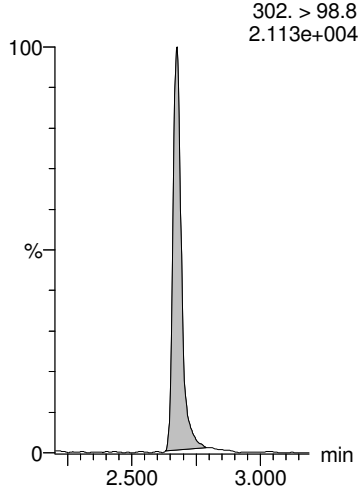

13C2-4:2 FTS

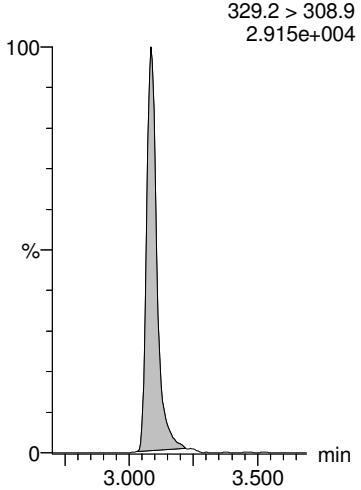

13C2-PFHxA

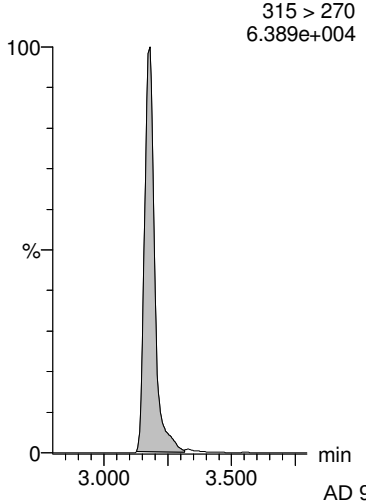

AD 9/27/2018

Dataset: Z:\Projects\PFAS.PRO\Results\180926M1\180926M1-18.qld

MMM 9/27/2018

Last Altered: Thursday, September 27, 2018 15:16:11 Pacific Daylight Time
Printed: Thursday, September 27, 2018 15:16:22 Pacific Daylight Time

Name: 180926M1_18, Date: 26-Sep-2018, Time: 18:08:22, ID: 1802900-05 PW1809041630GC 0.22036, Description: PW1809041630GC

PFHpA

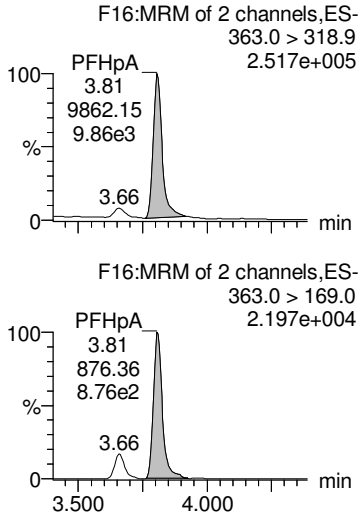

PFPeS

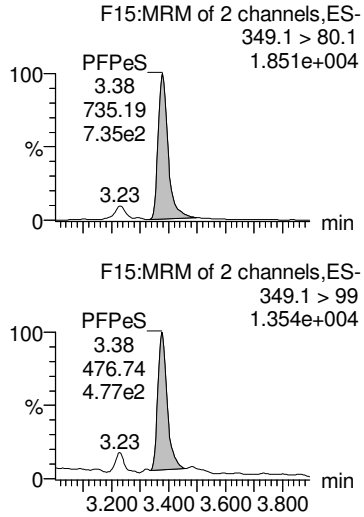

L-PFHxS

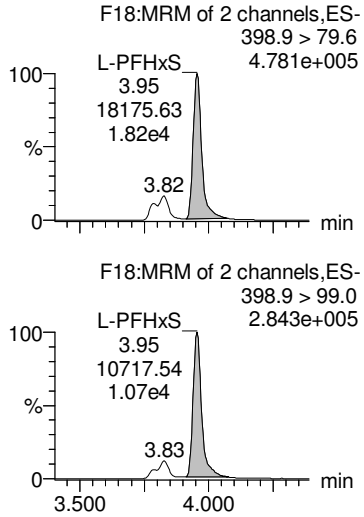

Br-PFHxS

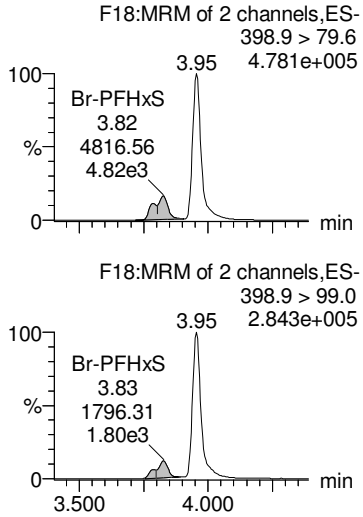

Total PFHxS

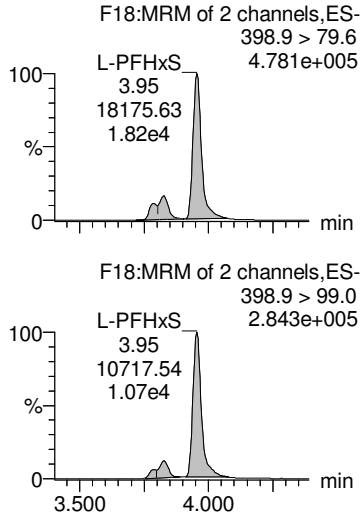

13C4-PFHpA

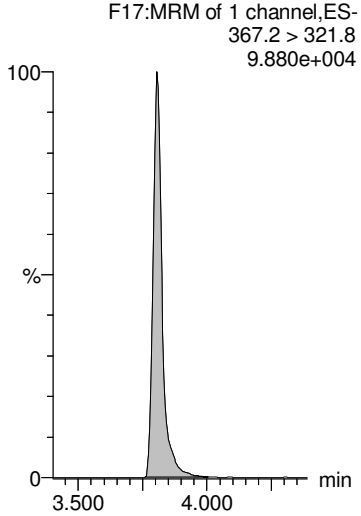

13C3-PFBS

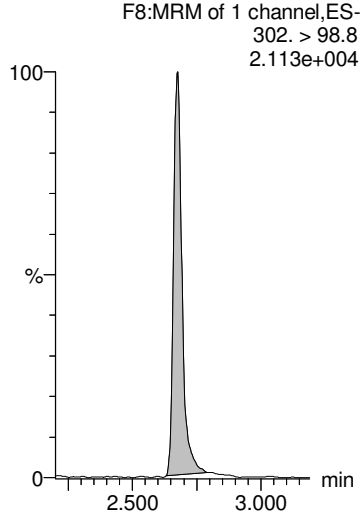

18O2-PFHxS

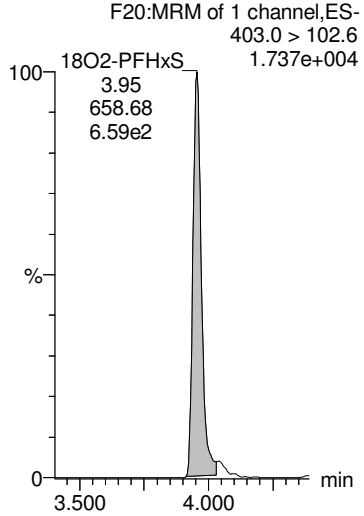

18O2-PFHxS

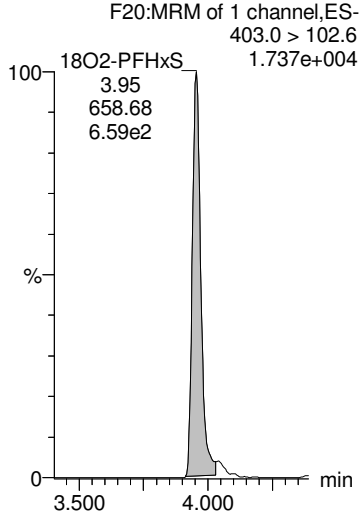

18O2-PFHxS

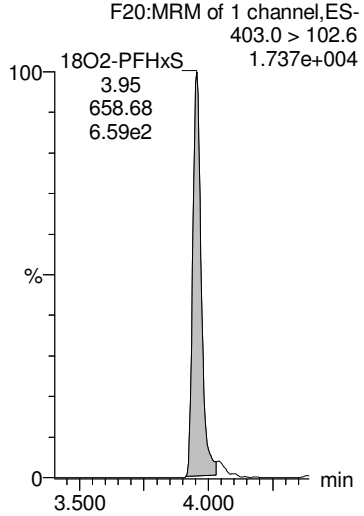

AD 9/27/2018

Dataset: Z:\Projects\PFAS.PRO\Results\180926M1\180926M1-18.qld

MMM 9/27/2018

Last Altered: Thursday, September 27, 2018 15:16:11 Pacific Daylight Time
Printed: Thursday, September 27, 2018 15:16:22 Pacific Daylight Time

Name: 180926M1_18, Date: 26-Sep-2018, Time: 18:08:22, ID: 1802900-05 PW1809041630GC 0.22036, Description: PW1809041630GC

6:2 FTS

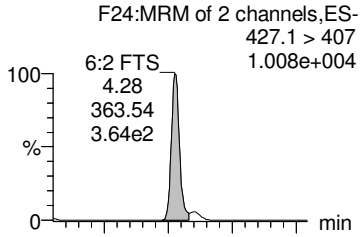

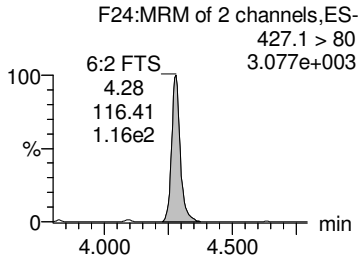

PFHpS

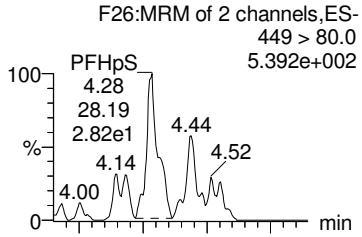

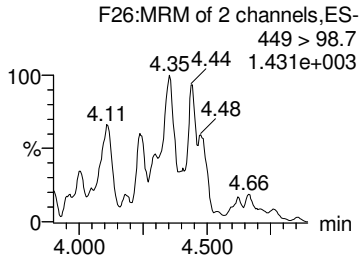

L-PFOA

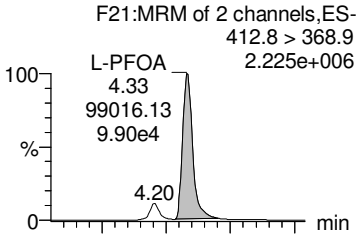

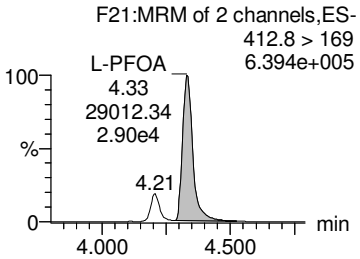

Br-PFOA

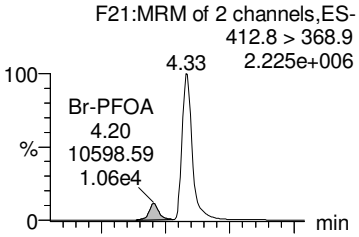

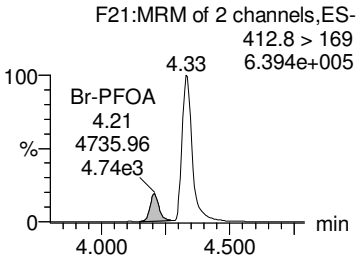

Total PFOA

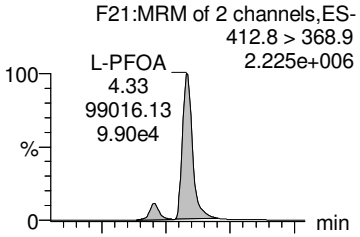

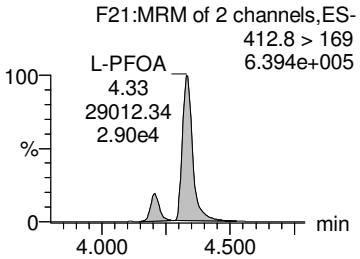

13C2-6:2 FTS

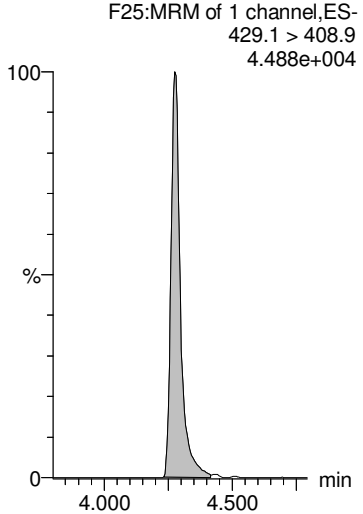

13C2-PFOA

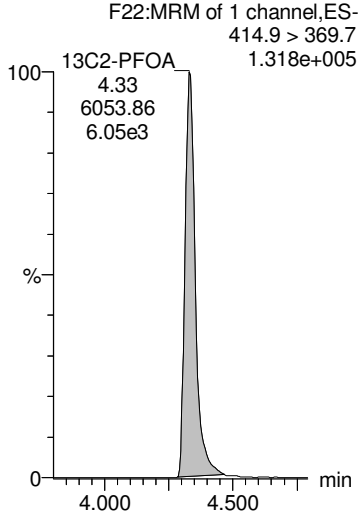

13C2-PFOA

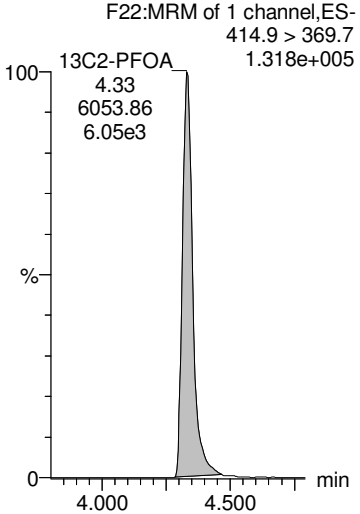

13C2-PFOA

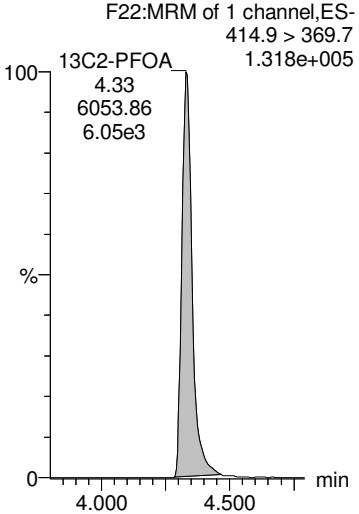

13C2-PFOA

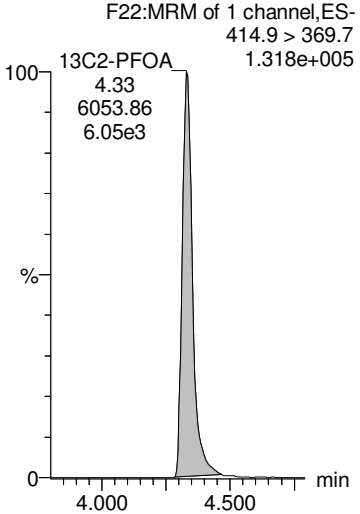

AD 9/27/2018

Dataset: Z:\Projects\PFAS.PRO\Results\180926M1\180926M1-18.qld

MMM 9/27/2018

Last Altered: Thursday, September 27, 2018 15:16:11 Pacific Daylight Time
Printed: Thursday, September 27, 2018 15:16:22 Pacific Daylight Time

Name: 180926M1_18, Date: 26-Sep-2018, Time: 18:08:22, ID: 1802900-05 PW1809041630GC 0.22036, Description: PW1809041630GC

PFNA

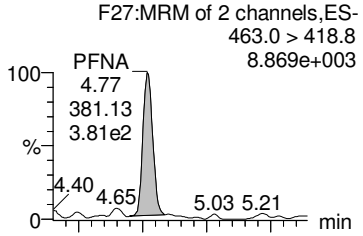

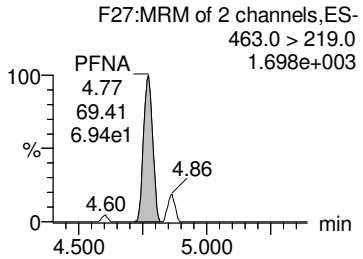

PFOSA

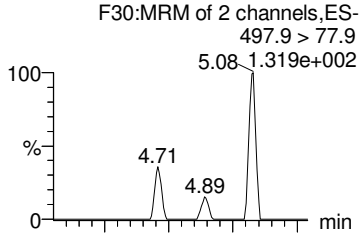

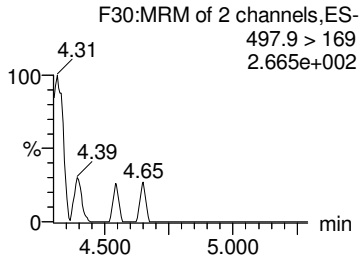

L-PFOS

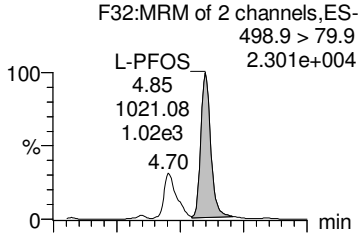

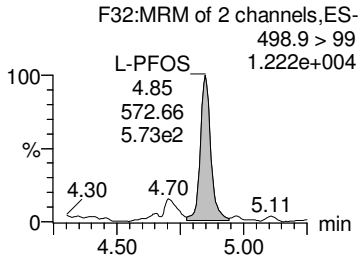

Br-PFOS

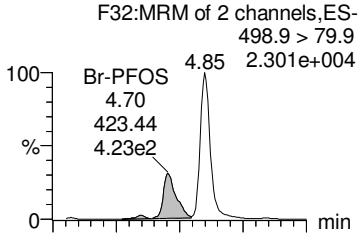

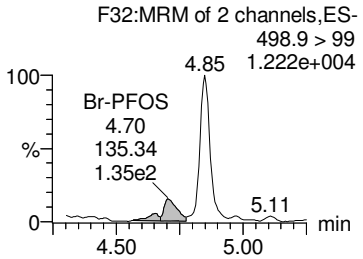

Total PFOS

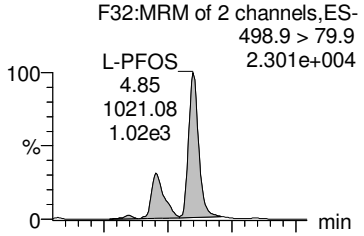

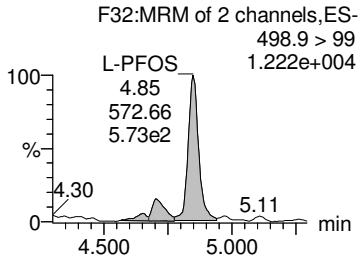

13C5-PFNA

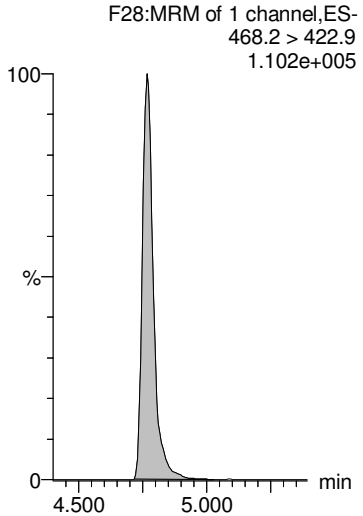

13C8-PFOSA

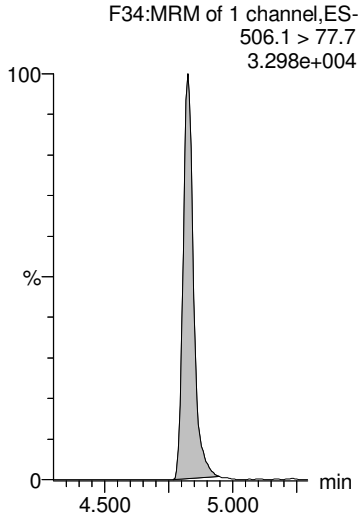

13C8-PFOS

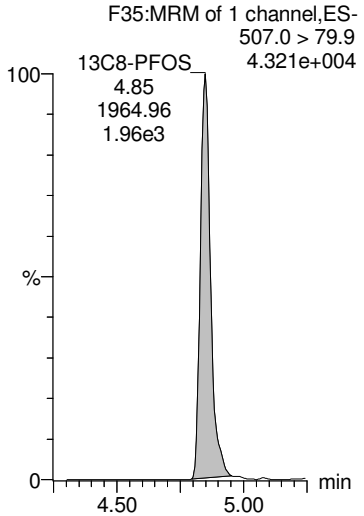

13C8-PFOS

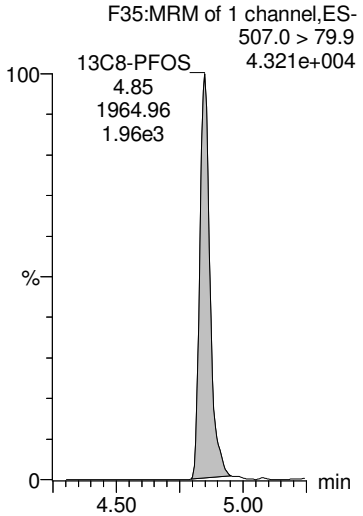

13C8-PFOS

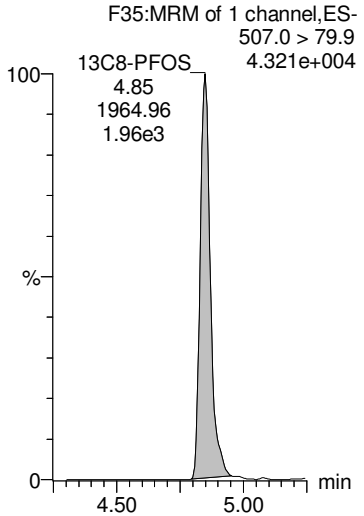

AD 9/27/2018

Dataset: Z:\Projects\PFAS.PRO\Results\180926M1\180926M1-18.qld

MMM 9/27/2018

Last Altered: Thursday, September 27, 2018 15:16:11 Pacific Daylight Time
Printed: Thursday, September 27, 2018 15:16:22 Pacific Daylight Time

Name: 180926M1_18, Date: 26-Sep-2018, Time: 18:08:22, ID: 1802900-05 PW1809041630GC 0.22036, Description: PW1809041630GC

PFDA

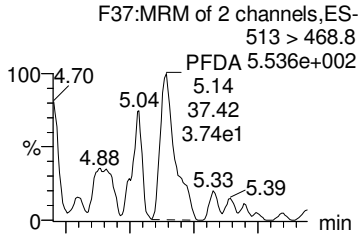

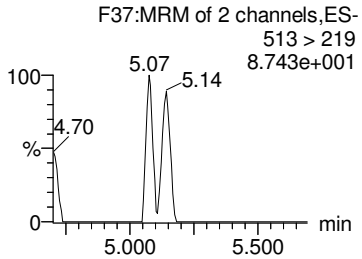

8:2 FTS

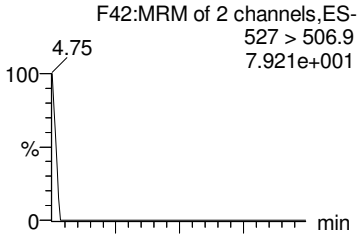

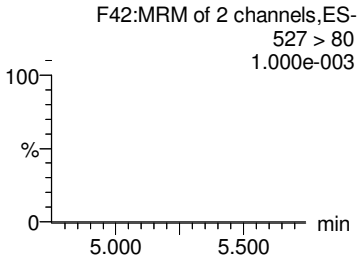

PFNS

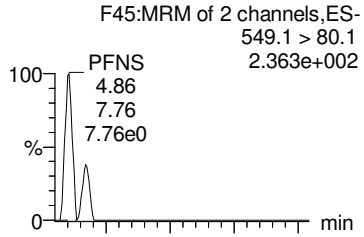

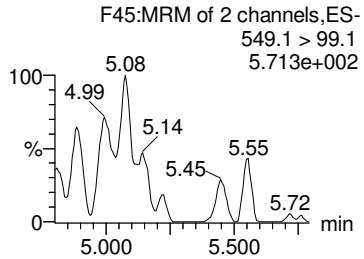

PFDS

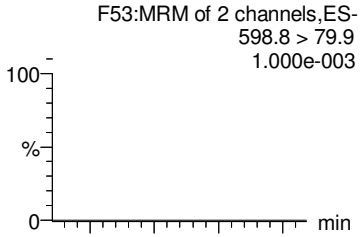

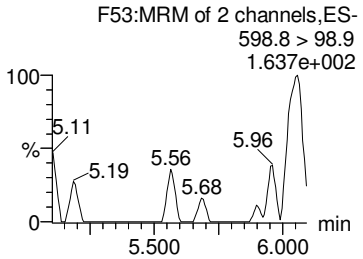

PFUdA

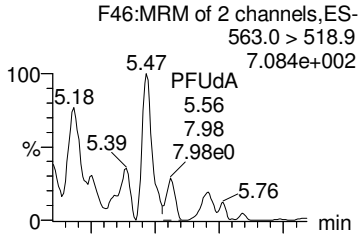

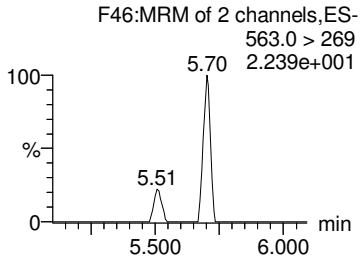

13C2-PFDA

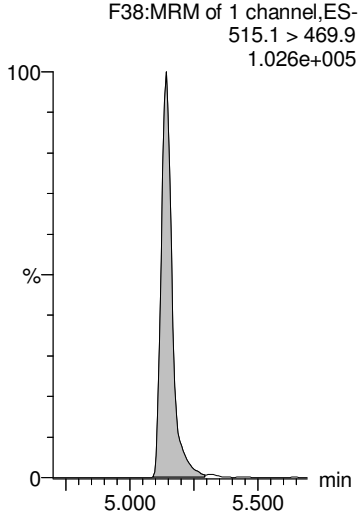

13C2-8:2 FTS

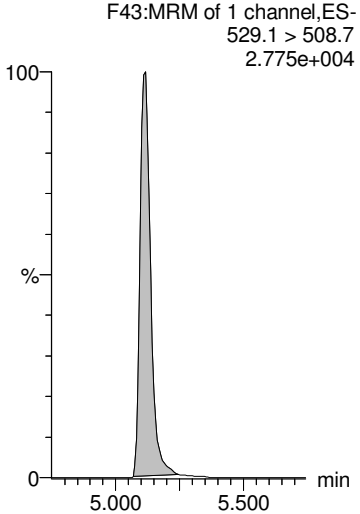

13C8-PFOS

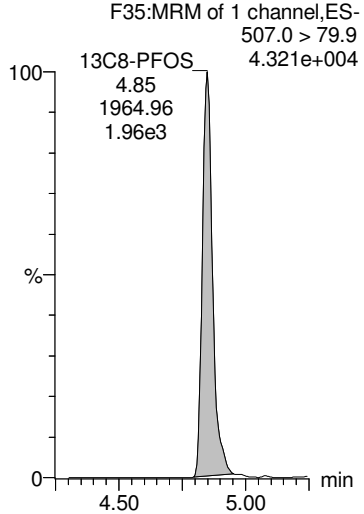

13C8-PFOS

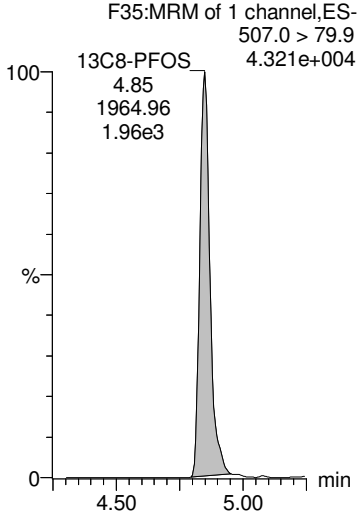

13C2-PFUdA

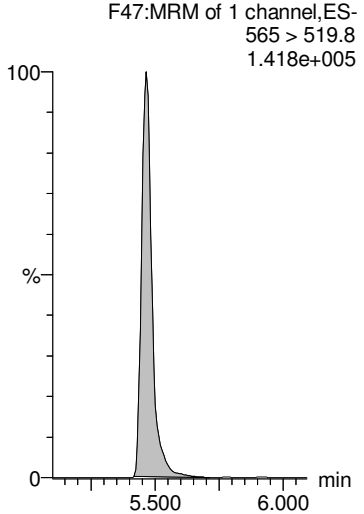

AD 9/27/2018

Dataset: Z:\Projects\PFAS.PRO\Results\180926M1\180926M1-18.qld

MMM 9/27/2018

Last Altered: Thursday, September 27, 2018 15:16:11 Pacific Daylight Time
Printed: Thursday, September 27, 2018 15:16:22 Pacific Daylight Time

Name: 180926M1_18, Date: 26-Sep-2018, Time: 18:08:22, ID: 1802900-05 PW1809041630GC 0.22036, Description: PW1809041630GC

L-MeFOSAA

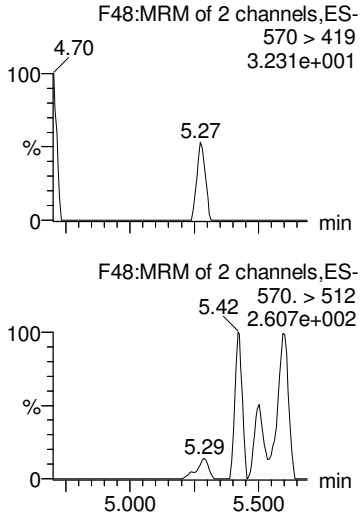

Br-MeFOSAA

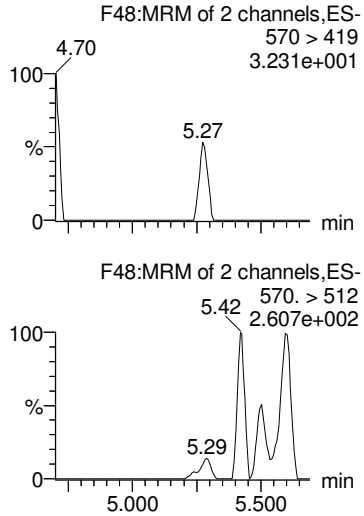

Total N-MeFOSAA

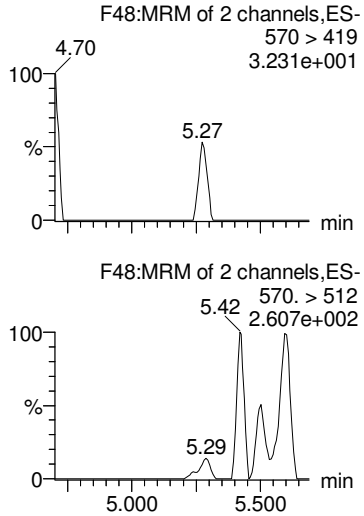

PFTrDA

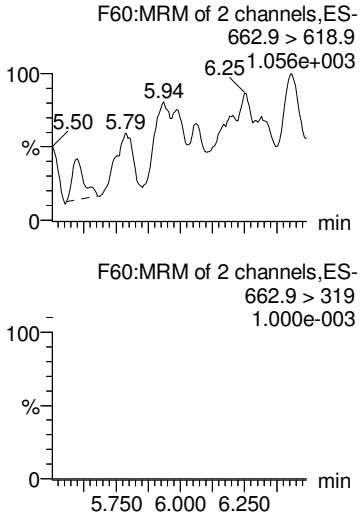

PFTeDA

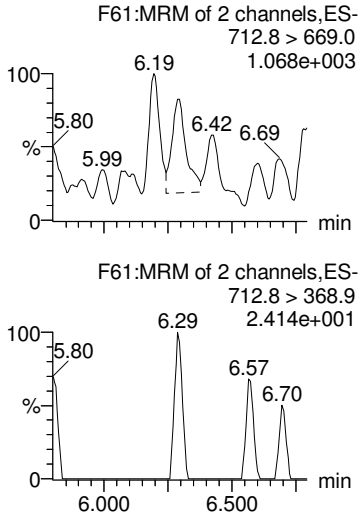

d3-N-MeFOSAA

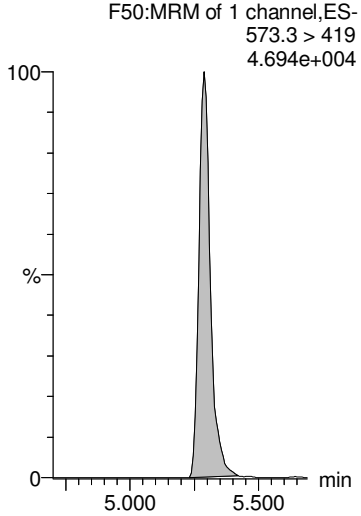

d3-N-MeFOSAA

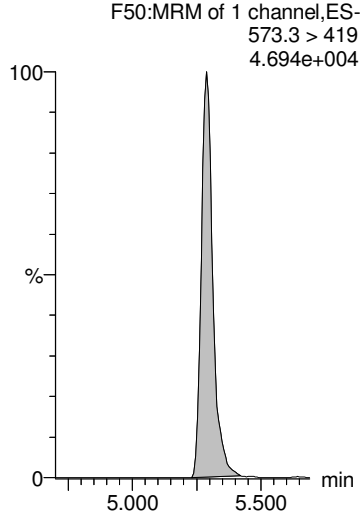

d3-N-MeFOSAA

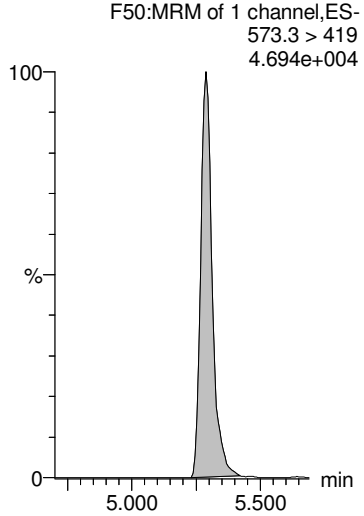

13C2-PFDoA

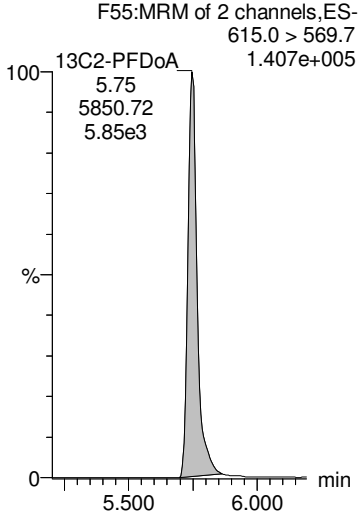

13C2-PFTeDA

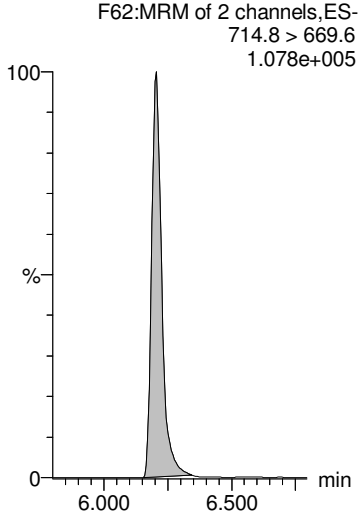

AD 9/27/2018

Dataset: Z:\Projects\PFAS.PRO\Results\180926M1\180926M1-18.qld

MMM 9/27/2018

Last Altered: Thursday, September 27, 2018 15:16:11 Pacific Daylight Time
Printed: Thursday, September 27, 2018 15:16:22 Pacific Daylight Time

Name: 180926M1_18, Date: 26-Sep-2018, Time: 18:08:22, ID: 1802900-05 PW1809041630GC 0.22036, Description: PW1809041630GC

L-EtFOSAA

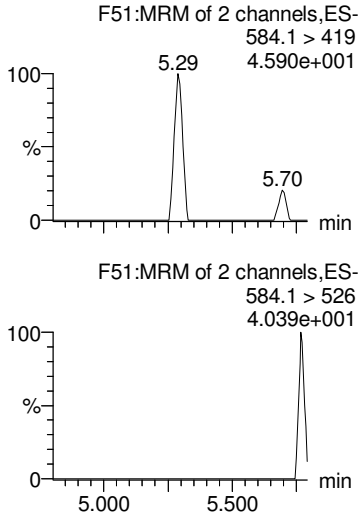

Br-ETFOSAA

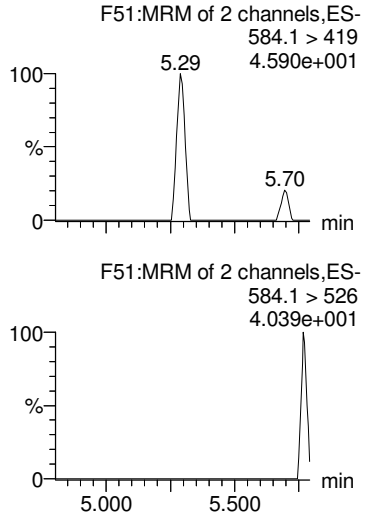

Total N-EtFOSAA

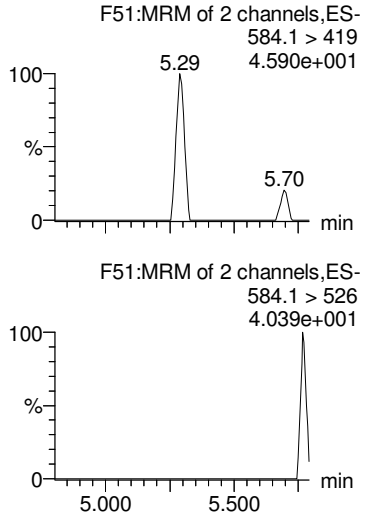

PFDoA

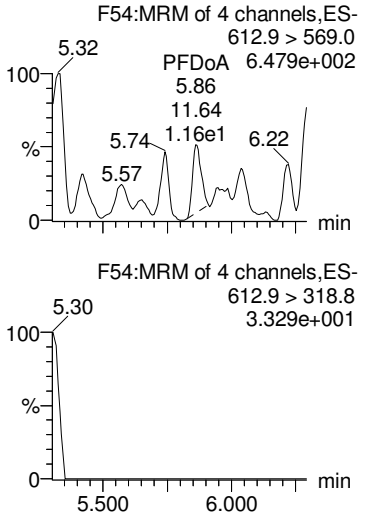

TCDA

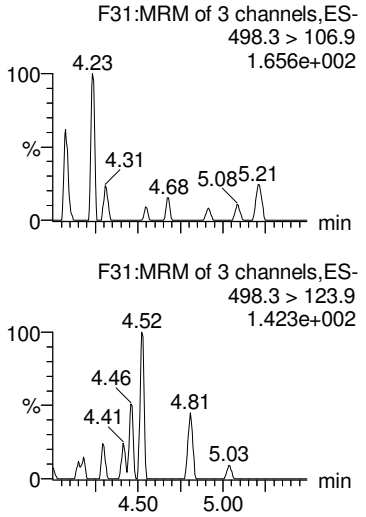

d5-N-EtFOSAA

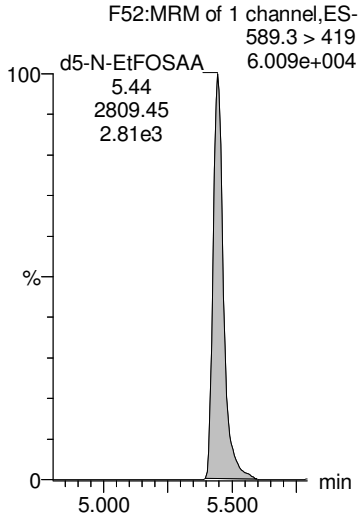

d5-N-EtFOSAA

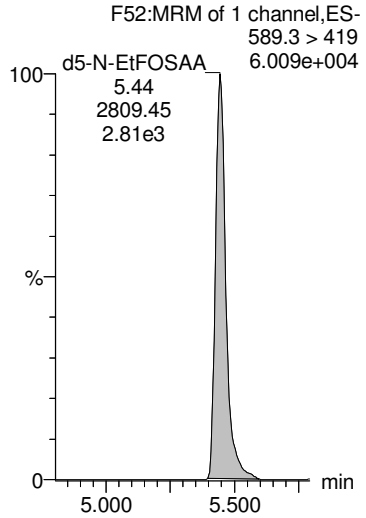

d5-N-EtFOSAA

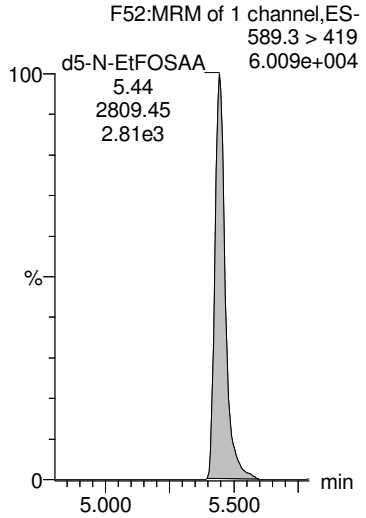

13C2-PFDoA

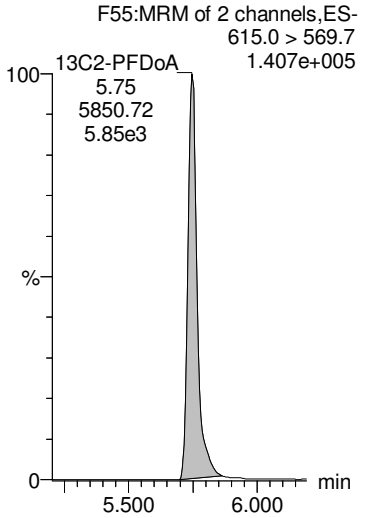

13C8-PFOS

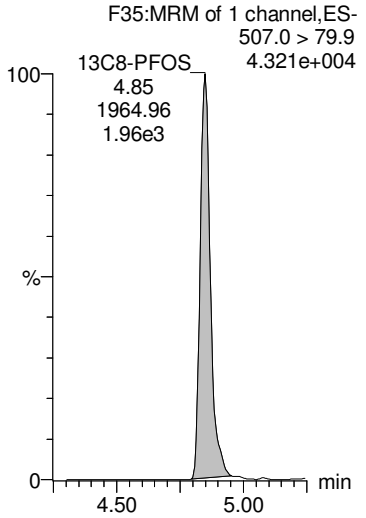

AD 9/27/2018

Dataset: Z:\Projects\PFAS.PRO\Results\180926M1\180926M1-18.qld

MMM 9/27/2018

Last Altered: Thursday, September 27, 2018 15:16:11 Pacific Daylight Time
Printed: Thursday, September 27, 2018 15:16:22 Pacific Daylight Time

Name: 180926M1_18, Date: 26-Sep-2018, Time: 18:08:22, ID: 1802900-05 PW1809041630GC 0.22036, Description: PW1809041630GC

13C4-PFBA

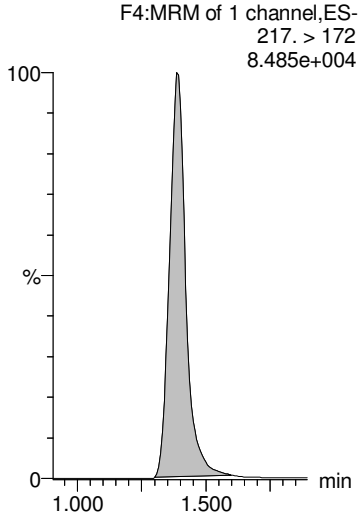

13C5-PFHxA

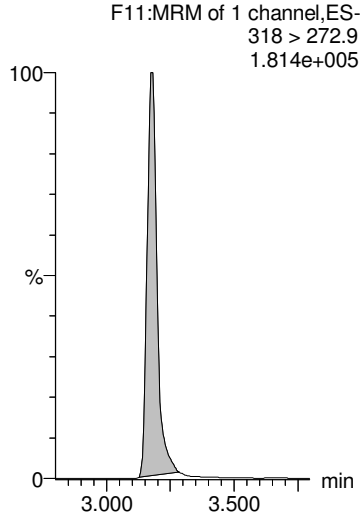

13C3-PFHxS

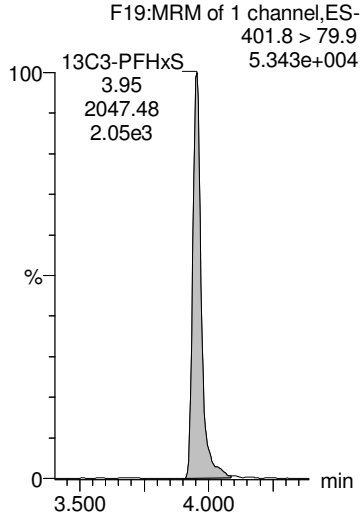

13C8-PFOA

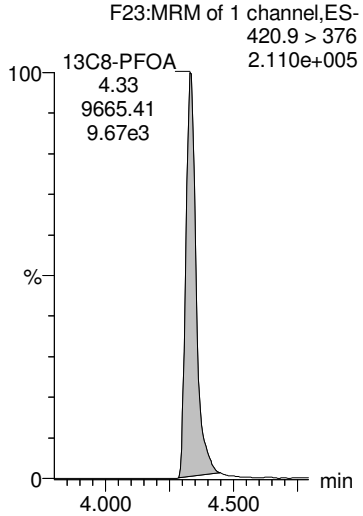

13C9-PFNA

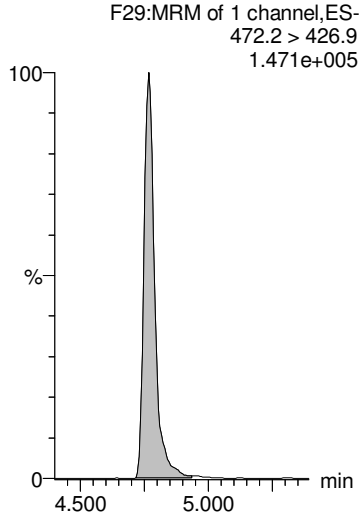

13C4-PFOS

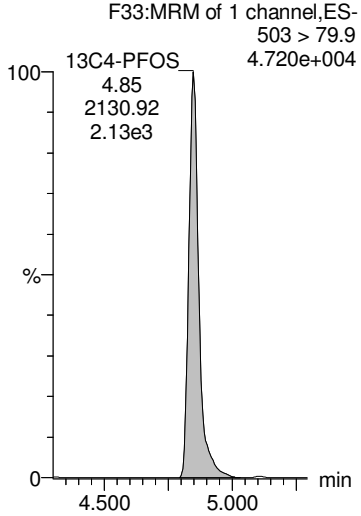

13C6-PFDA

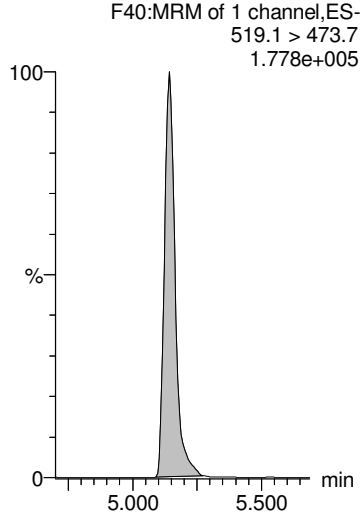

13C7-PFUdA

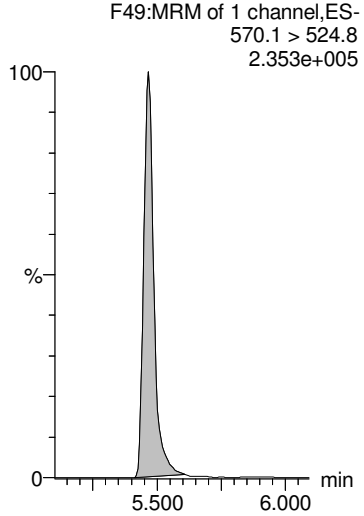

AD 9/27/2018

Dataset: Z:\Projects\PFAS.PRO\Results\180926M1\180926M1-19.qld

MMM 9/27/2018

Last Altered: Thursday, September 27, 2018 15:20:15 Pacific Daylight Time
Printed: Thursday, September 27, 2018 15:20:35 Pacific Daylight Time

Name: 180926M1_19, Date: 26-Sep-2018, Time: 18:19:00, ID: 1802900-06 SW1809051015GC 0.24611, Description: SW1809051015GC

	#	Name	Trace	Area	IS Area	Wt/Vol	RRF	RT	Response	Conc.	%Rec	Ion Ratio	Ratio Out?	
1	1	PFBA	213.0 > 168.8	3.30e3	5.20e3	0.246	0.000	1.40	7.92	28.2492				
2	2	PFPeA	263.1 > 218.9	1.05e4	5.68e3	0.246	0.000	2.40	23.2	93.3724				
3	3	PFBS	299.0 > 79.7	1.63e2	1.03e3	0.246	0.000	2.68	1.98	4.4118		3.28	NO	
4	4	4:2 FTS	327.2>307.2	4.20e1	1.75e3	0.246	0.000	3.09	0.300	0.8552		1.42	NO	
5	5	PFHxA	313 > 269	1.28e4	4.04e3	0.246	0.000	3.18	15.8	66.6817		14.5	NO	
6	36	13C3-PFBA	216.1 > 171.8	5.20e3	6.84e3	0.246	0.760	1.40	9.50	52.2209	102.8			
7	37	13C3-PFPeA	266. > 221.8	5.68e3	9.68e3	0.246	0.587	2.39	7.34	54.3060	106.9			
8	38	13C3-PFBS	302. > 98.8	1.03e3	1.95e3	0.246	0.526	2.68	6.58	51.1874	100.8			
9	39	13C2-4:2 FTS	329.2>308.9	1.75e3	1.95e3	0.246	0.895	3.09	11.2	52.7290	103.8			
10	40	13C2-PFHxA	315 > 270	4.04e3	9.68e3	0.246	1.04	3.18	5.22	21.2822	104.8			
11	-1													
12	7	PFHpA	363.0 > 318.9	6.01e3	4.92e3	0.246	0.000	3.81	15.3	53.4113		12.7	NO	
13	6	PFPeS	349.1>80.1	2.72e2	1.03e3	0.246	0.000	3.38	3.31	9.0570		1.52	NO	
14	8	L-PFHxS	398.9 > 79.6	5.06e3	8.77e2	0.246	0.000	3.95	72.2	163.7253		1.60	NO	
15	9	Br-PFHxS	398.9 > 79.6	6.33e2	8.77e2	0.246	0.000	3.83	9.03	20.5330		2.71	NO	
16	68	Total PFHxS	398.9 > 79.6	5.70e3	8.77e2	0.246			81.2	184.2583				
17	41	13C4-PFHpA	367.2 > 321.8	4.92e3	9.68e3	0.246	0.508	3.81	6.35	48.9450	96.4			
18	38	13C3-PFBS	302. > 98.8	1.03e3	1.95e3	0.246	0.526	2.68	6.58	51.1874	100.8			
19	42	18O2-PFHxS	403.0 > 102.6	8.77e2	1.95e3	0.246	0.449	3.95	5.62	52.2233	102.8			
20	42	18O2-PFHxS	403.0 > 102.6	8.77e2	1.95e3	0.246	0.449	3.95	5.62	52.2233	102.8			
21	42	18O2-PFHxS	403.0 > 102.6	8.77e2	1.95e3	0.246	0.449	3.95	5.62	52.2233	102.8			
22	-1													
23	10	6:2 FTS	427.1 > 407	2.51e4	2.77e3	0.246	0.000	4.28	113	427.2610		3.01	NO	
24	13	PFHpS	449 > 80.0	7.90e2	2.03e3	0.246	0.000	4.44	4.86	23.4464		1.59	NO	
25	11	L-PFOA	412.8 > 368.9	1.65e4	7.58e3	0.246	0.000	4.33	27.2	64.9080		3.49	NO	
26	12	Br-PFOA	412.8 > 368.9	6.44e2	7.58e3	0.246	0.000	4.21	1.06	2.3504		2.58	NO	
27	69	Total PFOA	412.8 > 368.9	1.72e4	7.58e3	0.246			28.3	67.2584				
28	43	13C2-6:2 FTS	429.1 > 408.9	2.77e3	1.92e3	0.246	1.44	4.28	18.0	80.0072	157.5			H
29	44	13C2-PFOA	414.9 > 369.7	7.58e3	1.22e4	0.246	0.623	4.33	7.79	55.9597	110.2			
30	44	13C2-PFOA	414.9 > 369.7	7.58e3	1.22e4	0.246	0.623	4.33	7.79	55.9597	110.2			
31	44	13C2-PFOA	414.9 > 369.7	7.58e3	1.22e4	0.246	0.623	4.33	7.79	55.9597	110.2			
32	44	13C2-PFOA	414.9 > 369.7	7.58e3	1.22e4	0.246	0.623	4.33	7.79	55.9597	110.2			
33	-1													
34	14	PFNA	463.0 > 418.8	1.18e3	6.61e3	0.246	0.000	4.77	2.22	8.7076		5.26	YES	
35	15	PFOSA	497.9 > 77.9		2.03e3	0.246								
36	16	L-PFOS	498.9 > 79.9	1.96e4	2.03e3	0.246	0.000	4.85	121	488.7073		1.68	NO	
37	17	Br-PFOS	498.9 > 79.9	1.61e4	2.03e3	0.246	0.000	4.70	98.8	401.1669		3.77	NO	

AD 9/27/2018

Dataset: Z:\Projects\PFAS.PRO\Results\180926M1\180926M1-19.qld

MMM 9/27/2018

Last Altered: Thursday, September 27, 2018 15:20:15 Pacific Daylight Time
Printed: Thursday, September 27, 2018 15:20:35 Pacific Daylight Time

Name: 180926M1_19, Date: 26-Sep-2018, Time: 18:19:00, ID: 1802900-06 SW1809051015GC 0.24611, Description: SW1809051015GC

	#	Name	Trace	Area	IS Area	Wt/Vol	RRF	RT	Response	Conc.	%Rec	Ion Ratio	Ratio Out?
38	70	Total PFOS	498.9 > 79.9	3.56e4	2.03e3	0.246			219	889.8742			
39	45	13C5-PFNA	468.2 > 422.9	6.61e3	8.45e3	0.246	0.783	4.77	9.79	40.1843	79.1		
40	46	13C8-PFOSA	506.1 > 77.7	2.03e3	1.22e4	0.246	0.167	4.82	2.09	40.3816	79.5		
41	47	13C8-PFOS	507.0 > 79.9	2.03e3	1.92e3	0.246	1.05	4.85	13.2	50.8664	100.1		
42	47	13C8-PFOS	507.0 > 79.9	2.03e3	1.92e3	0.246	1.05	4.85	13.2	50.8664	100.1		
43	47	13C8-PFOS	507.0 > 79.9	2.03e3	1.92e3	0.246	1.05	4.85	13.2	50.8664	100.1		
44	-1												
45	18	PFDA	513 > 468.8	8.37e1	5.88e3	0.246	0.000	5.14	0.178	0.6441		17.5	YES
46	19	8:2 FTS	527 > 506.9	4.83e2	1.40e3	0.246	0.000	5.12	4.31	10.9620		2.67	NO
47	20	PFNS	549.1 > 80.1		2.03e3	0.246							
48	26	PFDS	598.8 > 79.9		2.03e3	0.246							
49	25	PFUdA	563.0 > 518.9		8.43e3	0.246							
50	48	13C2-PFDA	515.1 > 469.9	5.88e3	8.81e3	0.246	0.667	5.14	8.34	31.7038	62.4		
51	49	13C2-8:2 FTS	529.1 > 508.7	1.40e3	1.92e3	0.246	0.728	5.12	9.10	50.6704	99.8		
52	47	13C8-PFOS	507.0 > 79.9	2.03e3	1.92e3	0.246	1.05	4.85	13.2	50.8664	100.1		
53	47	13C8-PFOS	507.0 > 79.9	2.03e3	1.92e3	0.246	1.05	4.85	13.2	50.8664	100.1		
54	51	13C2-PFUdA	565 > 519.8	8.43e3	1.22e4	0.246	0.693	5.47	8.66	36.4202	71.7		
55	-1												
56	21	L-MeFOSAA	570 > 419		2.67e3	0.246							
57	22	Br-MeFOSAA	570. > 419		2.67e3	0.246							
58	71	Total N-MeFOSAA	570. > 419	0.00e0	2.67e3	0.246			0.000				
59	29	PFTrDA	662.9 > 618.9		9.89e3	0.246							
60	30	PFTeDA	712.8 > 669.0		9.59e3	0.246							
61	50	d3-N-MeFOSAA	573.3 > 419	2.67e3	1.22e4	0.246	0.219	5.29	2.74	45.3161	89.2		
62	50	d3-N-MeFOSAA	573.3 > 419	2.67e3	1.22e4	0.246	0.219	5.29	2.74	45.3161	89.2		
63	50	d3-N-MeFOSAA	573.3 > 419	2.67e3	1.22e4	0.246	0.219	5.29	2.74	45.3161	89.2		
64	53	13C2-PFDoA	615.0 > 569.7	9.89e3	8.81e3	0.246	1.12	5.75	14.0	44.2667	87.2		
65	55	13C2-PFTeDA	714.8 > 669.6	9.59e3	1.22e4	0.246	0.788	6.21	9.85	63.1031	124.2		
66	-1												
67	23	L-EtFOSAA	584.1 > 419		3.26e3	0.246							
68	24	Br-ETFOSAA	584.1 > 419		3.26e3	0.246							
69	72	Total N-EtFOSAA	584.1 > 419	0.00e0	3.26e3	0.246			0.000				
70	27	PFDoA	612.9 > 569.0		9.89e3	0.246							
71	73	TCDA	498.3>106.9			0.246							
72	52	d5-N-EtFOSAA	589.3 > 419	3.26e3	1.22e4	0.246	0.268	5.44	3.35	49.1731	96.8		
73	52	d5-N-EtFOSAA	589.3 > 419	3.26e3	1.22e4	0.246	0.268	5.44	3.35	49.1731	96.8		
74	52	d5-N-EtFOSAA	589.3 > 419	3.26e3	1.22e4	0.246	0.268	5.44	3.35	49.1731	96.8		

AD 9/27/2018

Dataset: Z:\Projects\PFAS.PRO\Results\180926M1\180926M1-19.qld

MMM 9/27/2018

Last Altered: Thursday, September 27, 2018 15:20:15 Pacific Daylight Time
Printed: Thursday, September 27, 2018 15:20:35 Pacific Daylight Time

Name: 180926M1_19, Date: 26-Sep-2018, Time: 18:19:00, ID: 1802900-06 SW1809051015GC 0.24611, Description: SW1809051015GC

	#	Name	Trace	Area	IS Area	Wt/Vol	RRF	RT	Response	Conc.	%Rec	Ion Ratio	Ratio Out?
75	53	13C2-PFDoA	615.0 > 569.7	9.89e3	8.81e3	0.246	1.12	5.75	14.0	44.2667	87.2		
76	47	13C8-PFOS	507.0 > 79.9	2.03e3	1.92e3	0.246	1.05	4.85	13.2	50.8664	100.1		
77	-1												
78	60	13C4-PFBA	217. > 172	6.84e3	6.84e3	0.246	1.00	1.40	12.5	50.7903	100.0		
79	61	13C5-PFHxA	318 > 272.9	9.68e3	9.68e3	0.246	1.00	3.18	12.5	50.7903	100.0		
80	62	13C3-PFHxS	401.8 > 79.9	1.95e3	1.95e3	0.246	1.00	3.95	12.5	50.7903	100.0		
81	63	13C8-PFOA	420.9 > 376	1.22e4	1.22e4	0.246	1.00	4.33	12.5	50.7903	100.0		
82	64	13C9-PFNA	472.2 > 426.9	8.45e3	8.45e3	0.246	1.00	4.77	12.5	50.7903	100.0		
83	65	13C4-PFOS	503 > 79.9	1.92e3	1.92e3	0.246	1.00	4.85	12.5	50.7903	100.0		
84	66	13C6-PFDA	519.1 > 473.7	8.81e3	8.81e3	0.246	1.00	5.14	12.5	50.7903	100.0		
85	67	13C7-PFUdA	570.1 > 524.8	1.22e4	1.22e4	0.246	1.00	5.47	12.5	50.7903	100.0		

AD 9/27/2018

Dataset: Z:\Projects\PFAS.PRO\Results\180926M1\180926M1-19.qld

MMM 9/27/2018

Last Altered: Thursday, September 27, 2018 15:20:15 Pacific Daylight Time
Printed: Thursday, September 27, 2018 15:20:35 Pacific Daylight Time

Method: Z:\Projects\PFAS.PRO\MethDB\PFAS_FULL_80C_092618.mdb 27 Sep 2018 08:14:23
Calibration: Z:\Projects\PFAS.PRO\CurveDB\C18_VAL-PFAS_Q4_09-25-18.cdb 26 Sep 2018 10:07:46

Name: 180926M1_19, Date: 26-Sep-2018, Time: 18:19:00, ID: 1802900-06 SW1809051015GC 0.24611, Description: SW1809051015GC

PFBA

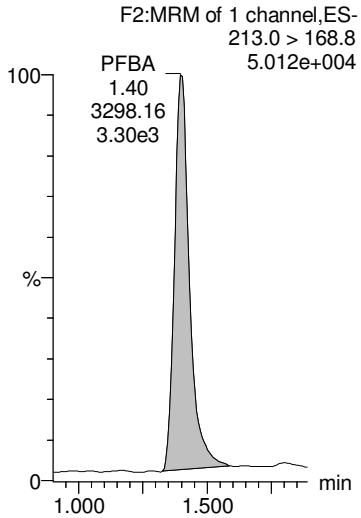

PFPeA

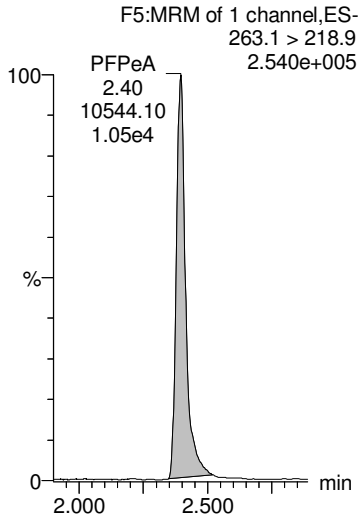

PFBS

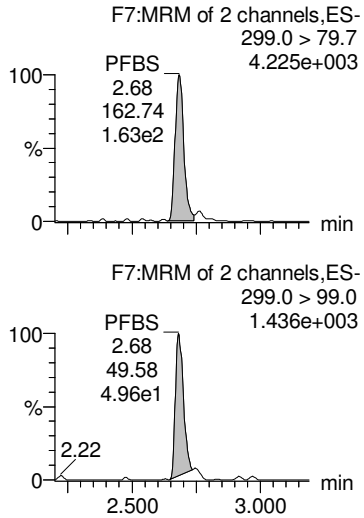

4:2 FTS

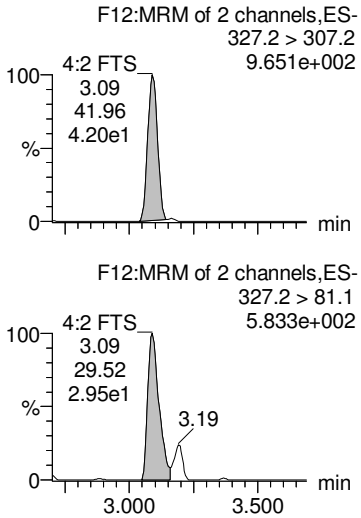

PFHxA

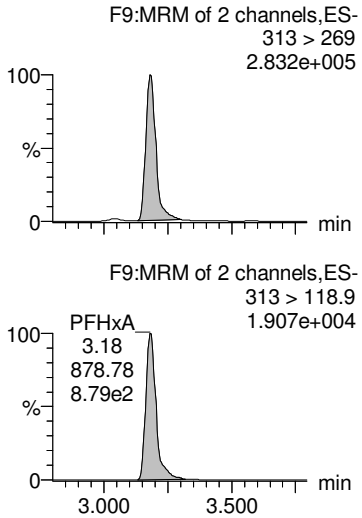

13C3-PFBA

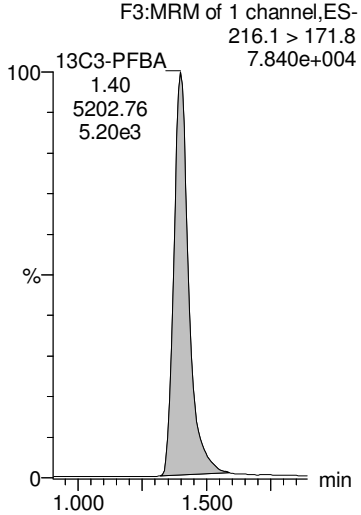

13C3-PFPeA

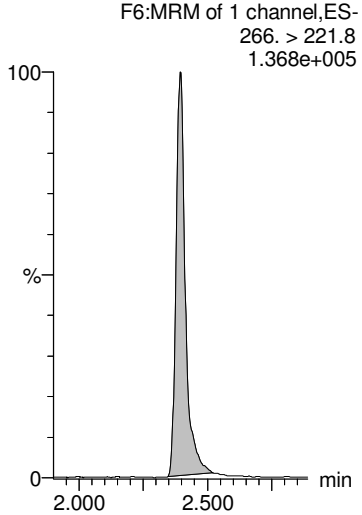

13C3-PFBS

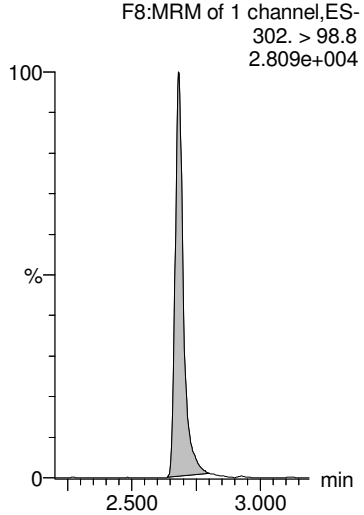

13C2-4:2 FTS

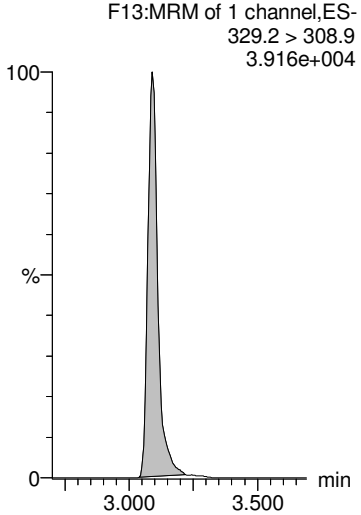

13C2-PFHxA

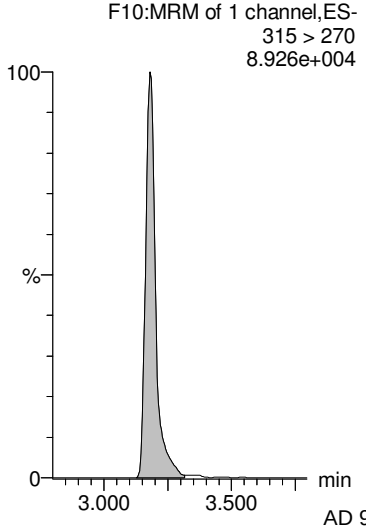

AD 9/27/2018

Dataset: Z:\Projects\PFAS.PRO\Results\180926M1\180926M1-19.qld

MMM 9/27/2018

Last Altered: Thursday, September 27, 2018 15:20:15 Pacific Daylight Time
Printed: Thursday, September 27, 2018 15:20:35 Pacific Daylight Time

Name: 180926M1_19, Date: 26-Sep-2018, Time: 18:19:00, ID: 1802900-06 SW1809051015GC 0.24611, Description: SW1809051015GC

PFHpA

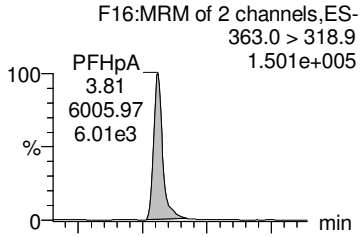

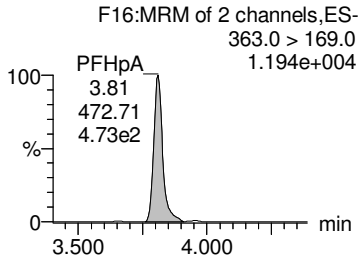

PFPeS

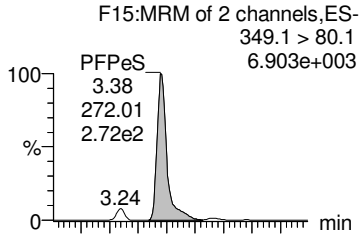

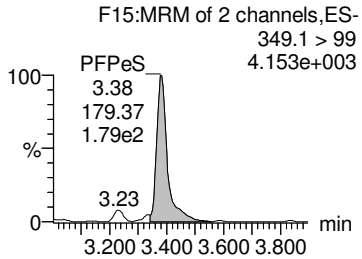

L-PFHxS

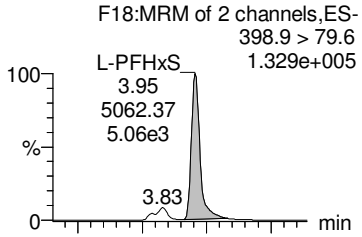

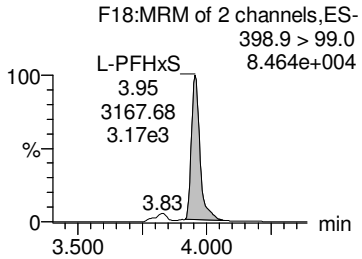

Br-PFHxS

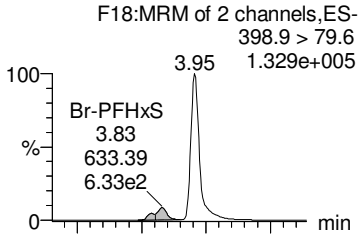

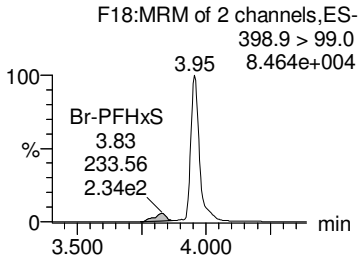

Total PFHxS

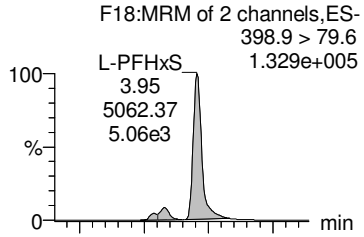

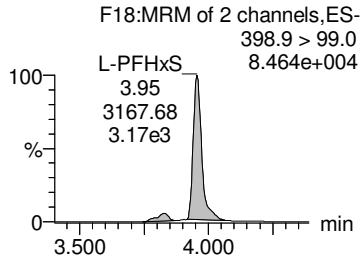

13C4-PFHpA

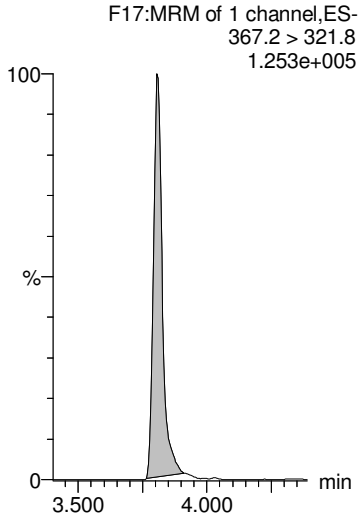

13C3-PFBS

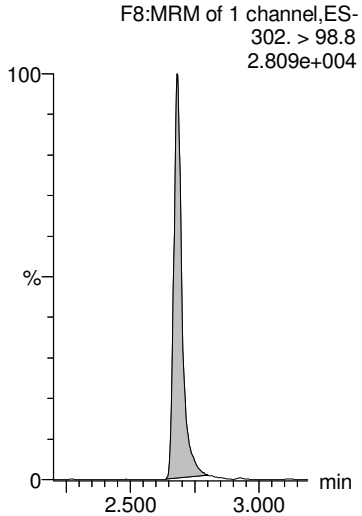

18O2-PFHxS

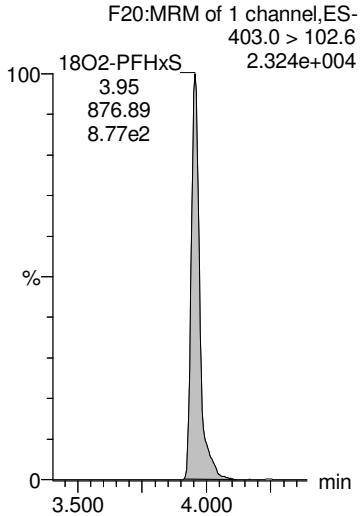

18O2-PFHxS

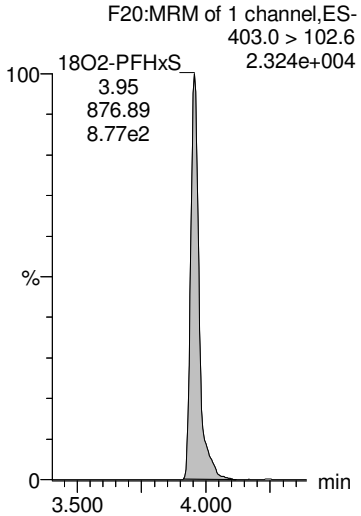

18O2-PFHxS

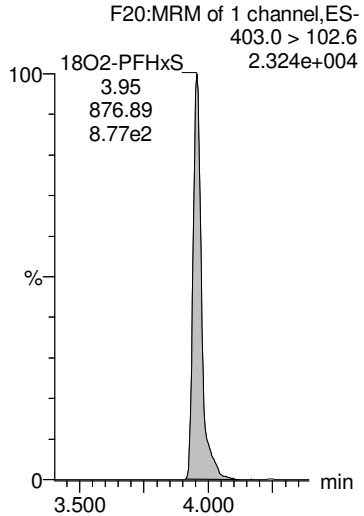

AD 9/27/2018

Dataset: Z:\Projects\PFAS.PRO\Results\180926M1\180926M1-19.qld

MMM 9/27/2018

Last Altered: Thursday, September 27, 2018 15:20:15 Pacific Daylight Time
Printed: Thursday, September 27, 2018 15:20:35 Pacific Daylight Time

Name: 180926M1_19, Date: 26-Sep-2018, Time: 18:19:00, ID: 1802900-06 SW1809051015GC 0.24611, Description: SW1809051015GC

6:2 FTS

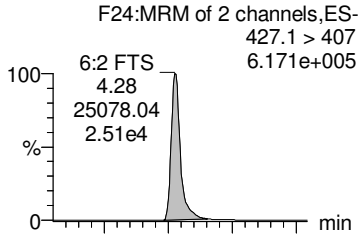

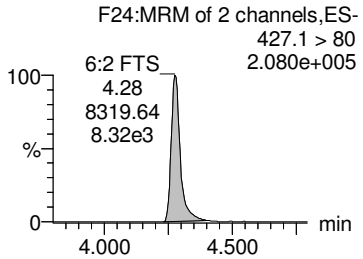

PFHpS

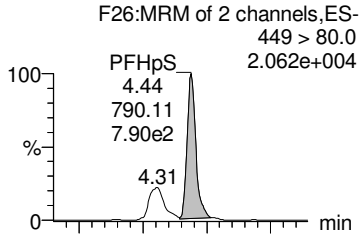

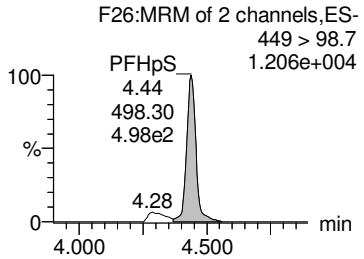

L-PFOA

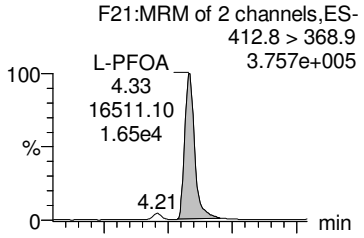

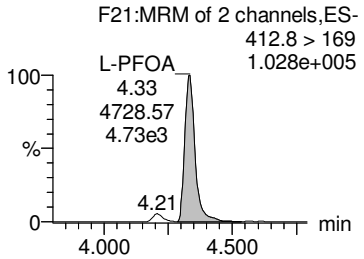

Br-PFOA

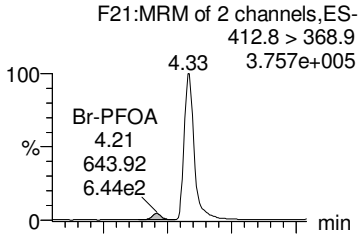

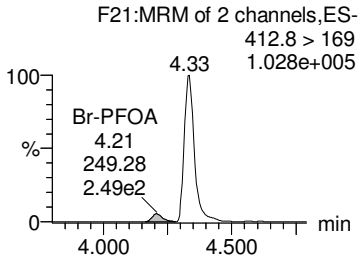

Total PFOA

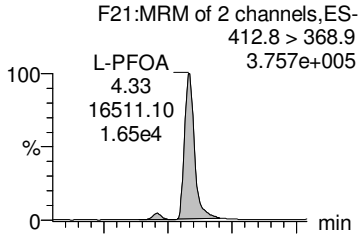

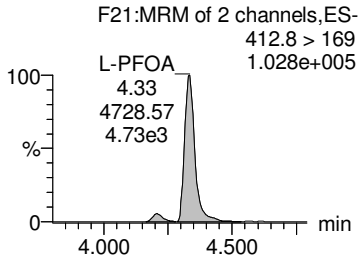

13C2-6:2 FTS

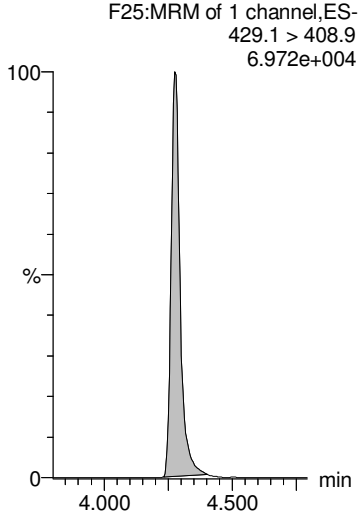

13C2-PFOA

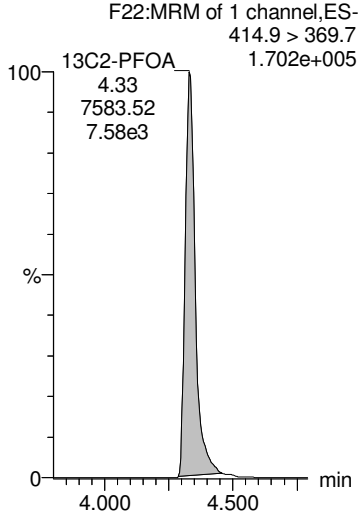

13C2-PFOA

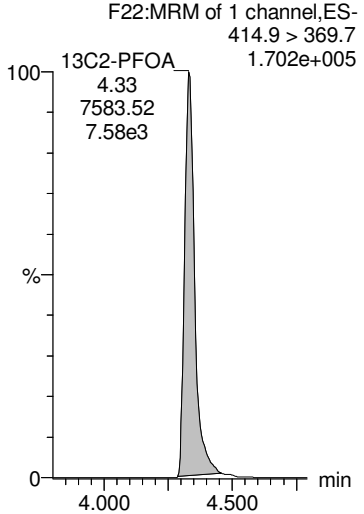

13C2-PFOA

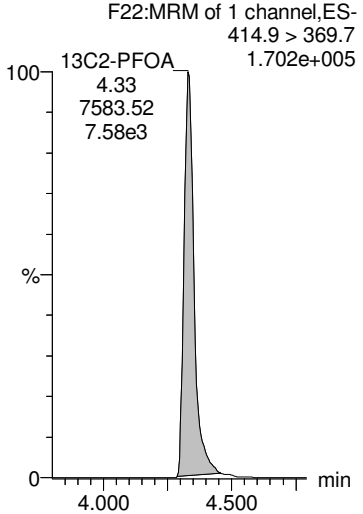

13C2-PFOA

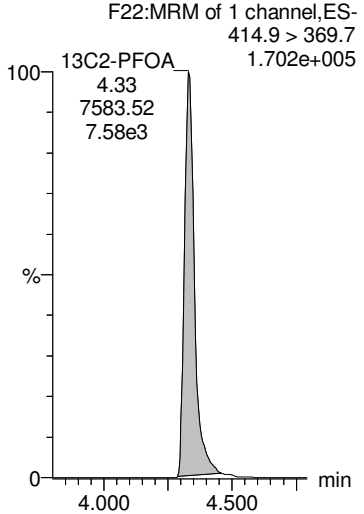

AD 9/27/2018

Dataset: Z:\Projects\PFAS.PRO\Results\180926M1\180926M1-19.qld

MMM 9/27/2018

Last Altered: Thursday, September 27, 2018 15:20:15 Pacific Daylight Time
Printed: Thursday, September 27, 2018 15:20:35 Pacific Daylight Time

Name: 180926M1_19, Date: 26-Sep-2018, Time: 18:19:00, ID: 1802900-06 SW1809051015GC 0.24611, Description: SW1809051015GC

PFNA

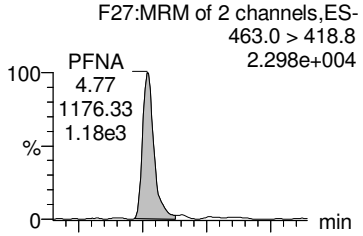

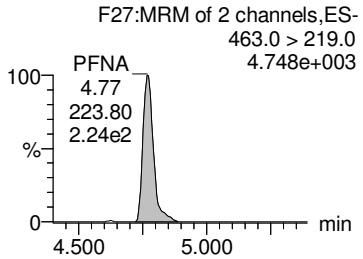

PFOSA

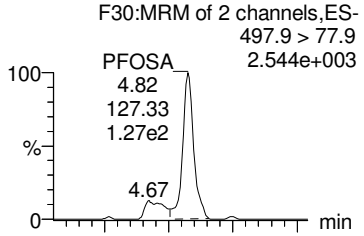

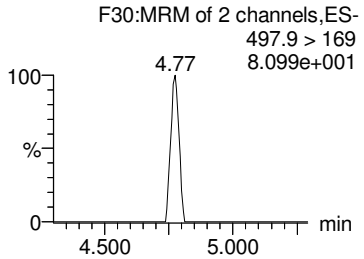

L-PFOS

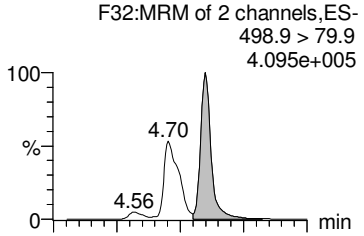

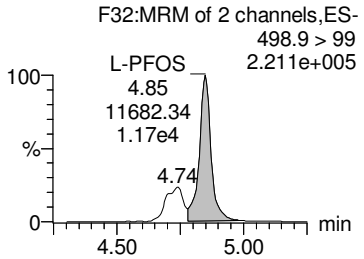

Br-PFOS

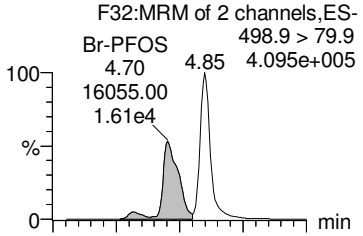

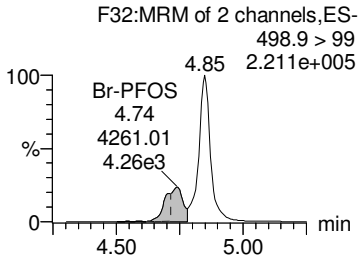

Total PFOS

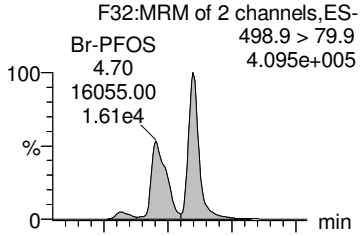

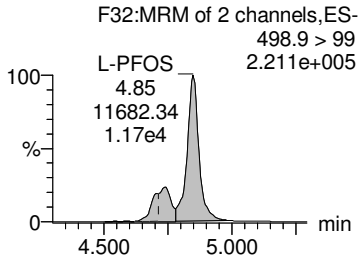

13C5-PFNA

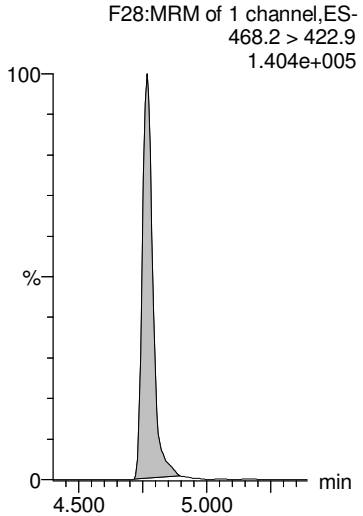

13C8-PFOSA

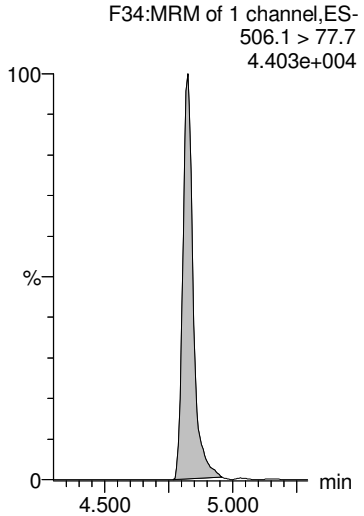

13C8-PFOS

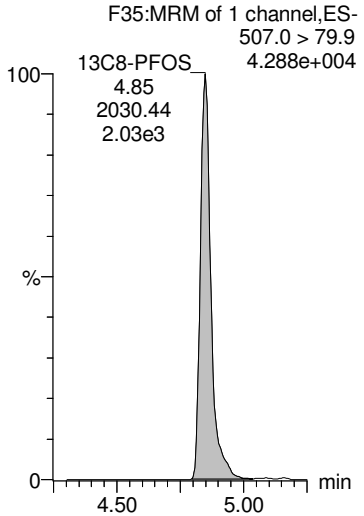

13C8-PFOS

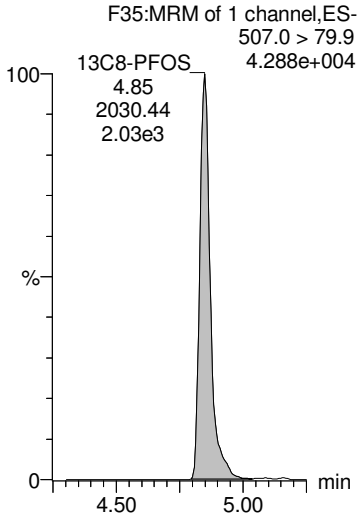

13C8-PFOS

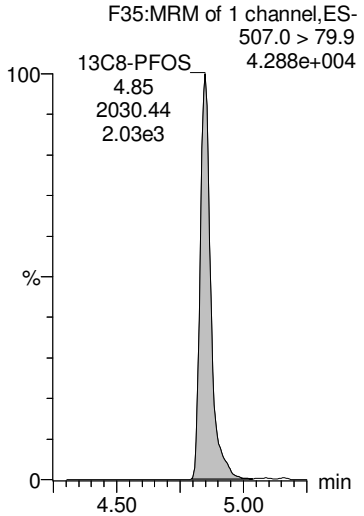

AD 9/27/2018

Dataset: Z:\Projects\PFAS.PRO\Results\180926M1\180926M1-19.qld

MMM 9/27/2018

Last Altered: Thursday, September 27, 2018 15:20:15 Pacific Daylight Time
Printed: Thursday, September 27, 2018 15:20:35 Pacific Daylight Time

Name: 180926M1_19, Date: 26-Sep-2018, Time: 18:19:00, ID: 1802900-06 SW1809051015GC 0.24611, Description: SW1809051015GC

PFDA

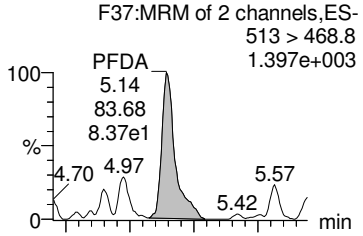

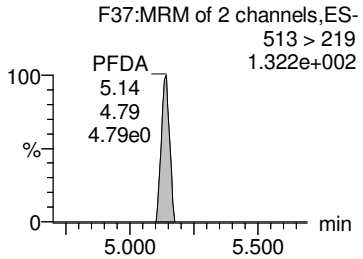

8:2 FTS

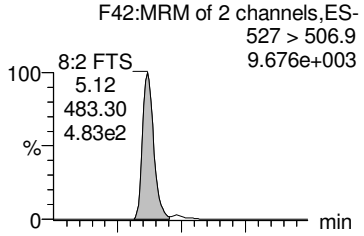

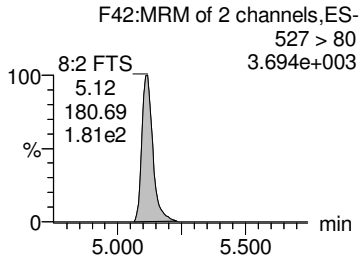

PFNS

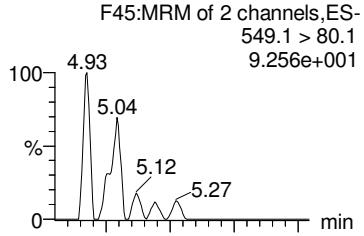

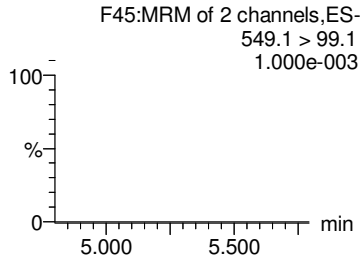

PFDS

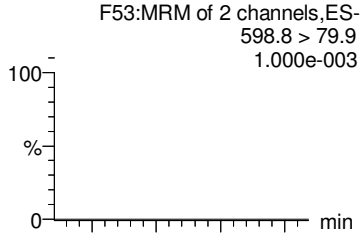

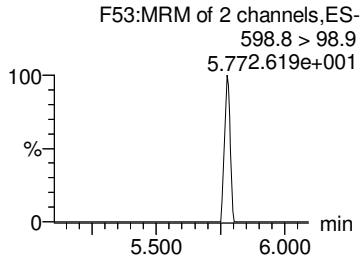

PFUdA

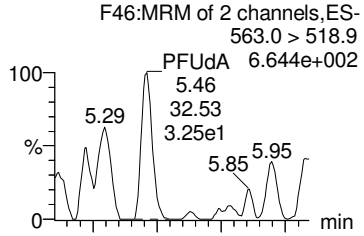

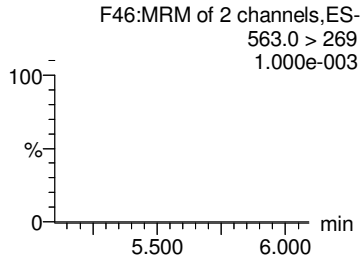

13C2-PFDA

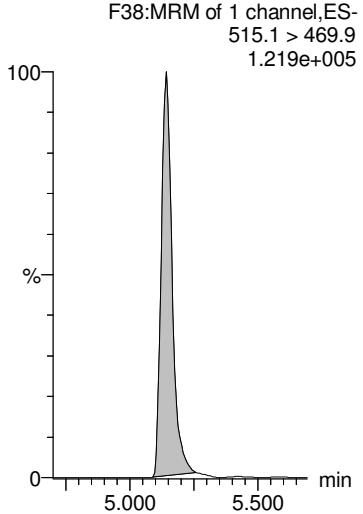

13C2-8:2 FTS

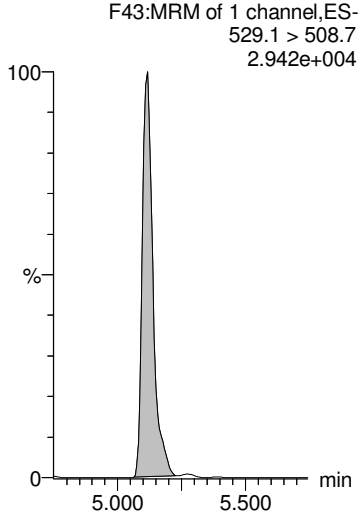

13C8-PFOS

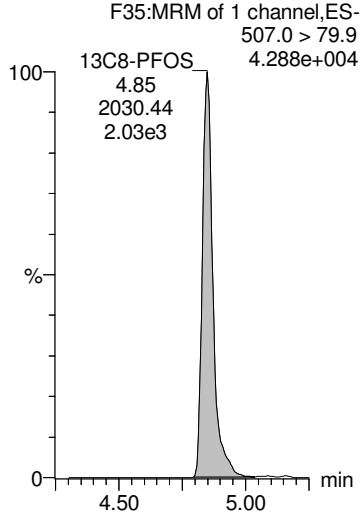

13C8-PFOS

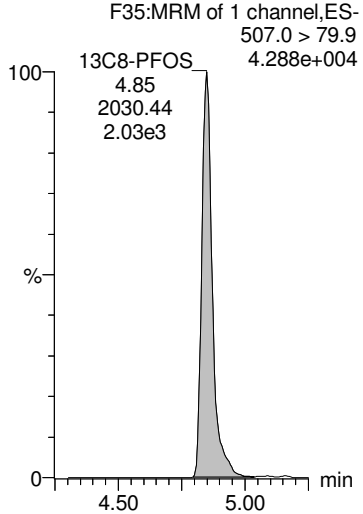

13C2-PFUdA

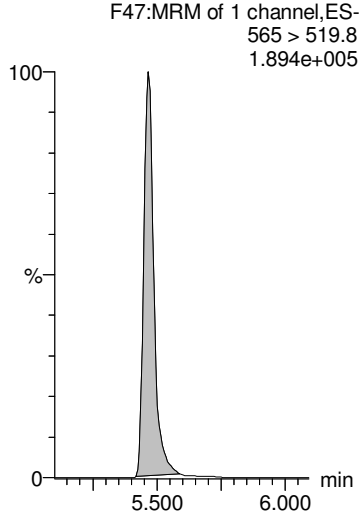

AD 9/27/2018

Dataset: Z:\Projects\PFAS.PRO\Results\180926M1\180926M1-19.qld

MMM 9/27/2018

Last Altered: Thursday, September 27, 2018 15:20:15 Pacific Daylight Time
Printed: Thursday, September 27, 2018 15:20:35 Pacific Daylight Time

Name: 180926M1_19, Date: 26-Sep-2018, Time: 18:19:00, ID: 1802900-06 SW1809051015GC 0.24611, Description: SW1809051015GC

L-MeFOSAA

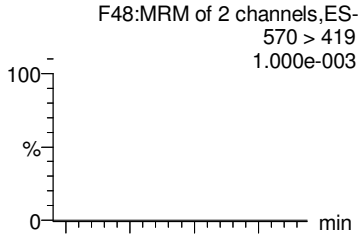

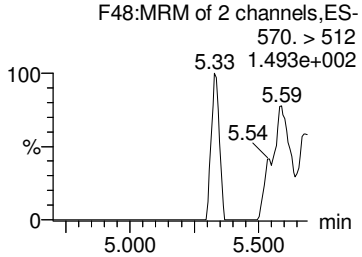

Br-MeFOSAA

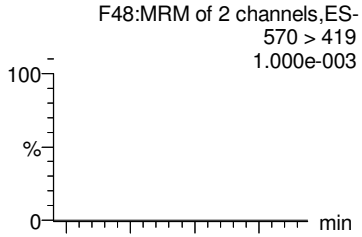

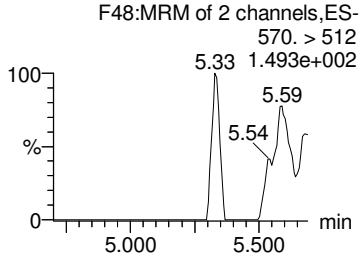

Total N-MeFOSAA

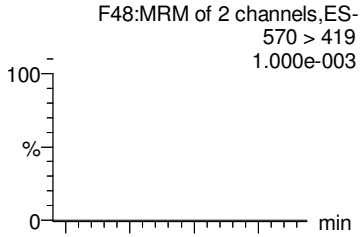

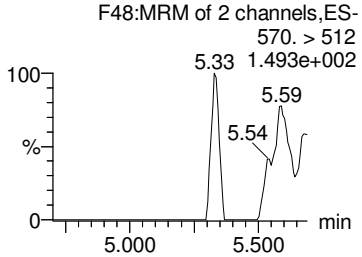

PFTrDA

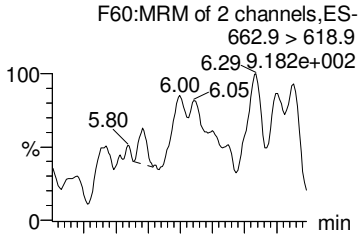

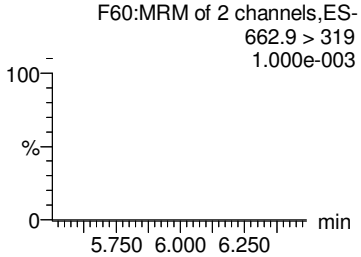

PFTeDA

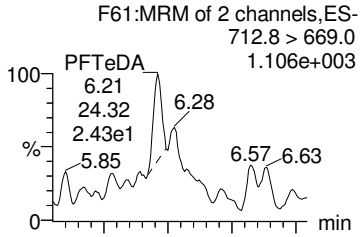

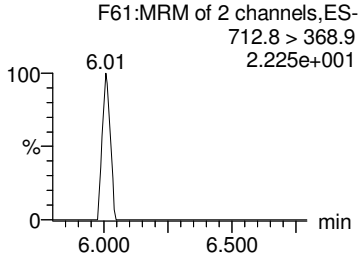

d3-N-MeFOSAA

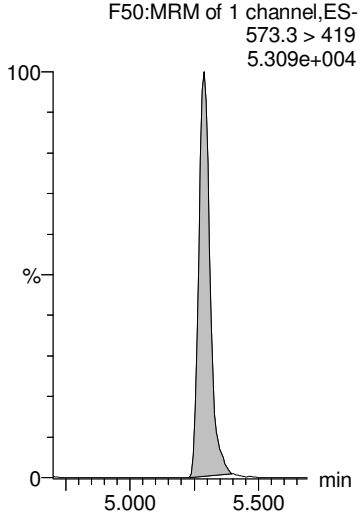

d3-N-MeFOSAA

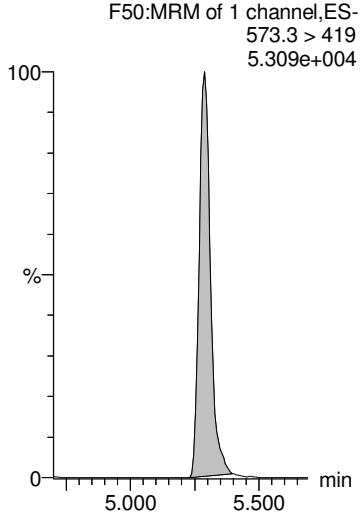

d3-N-MeFOSAA

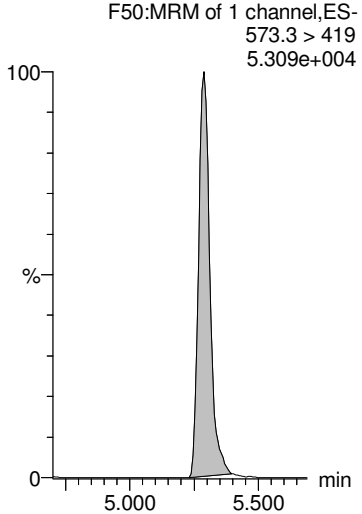

13C2-PFDoA

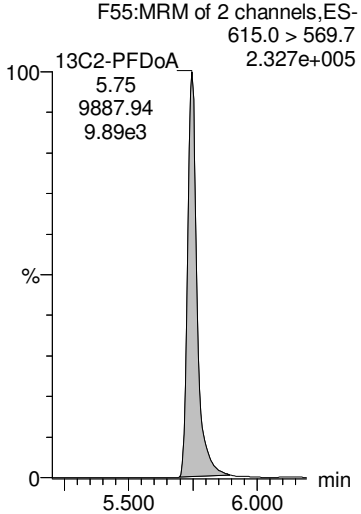

13C2-PFTeDA

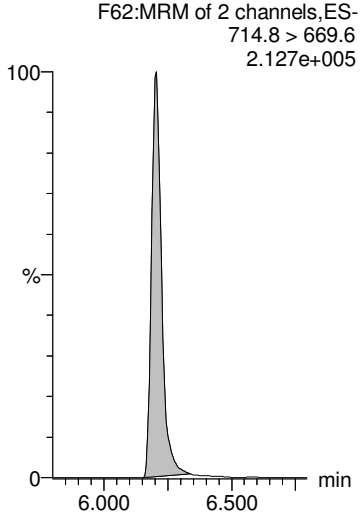

AD 9/27/2018

Dataset: Z:\Projects\PFAS.PRO\Results\180926M1\180926M1-19.qld

MMM 9/27/2018

Last Altered: Thursday, September 27, 2018 15:20:15 Pacific Daylight Time
Printed: Thursday, September 27, 2018 15:20:35 Pacific Daylight Time

Name: 180926M1_19, Date: 26-Sep-2018, Time: 18:19:00, ID: 1802900-06 SW1809051015GC 0.24611, Description: SW1809051015GC

L-EtFOSAA

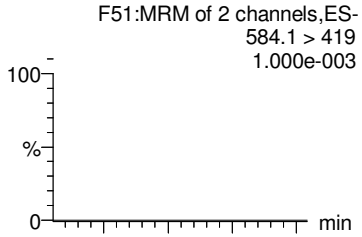

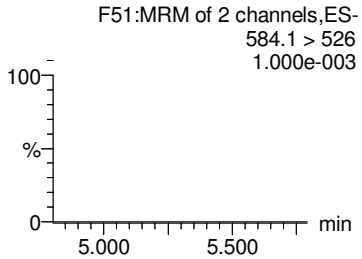

Br-ETFOSAA

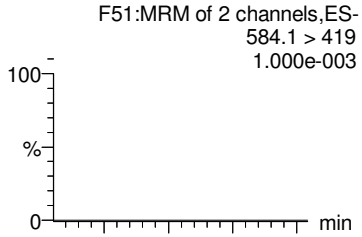

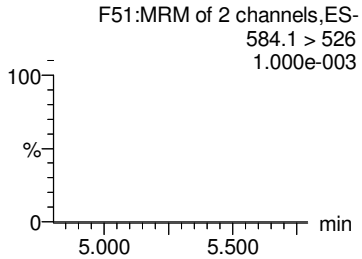

Total N-EtFOSAA

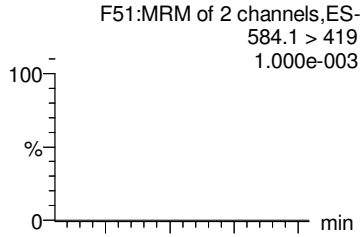

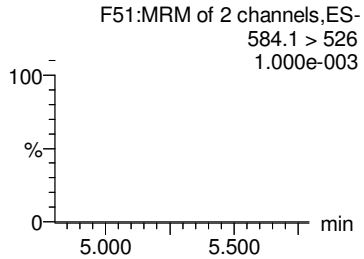

PFDoA

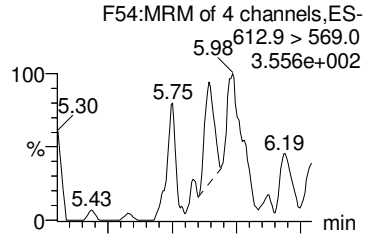

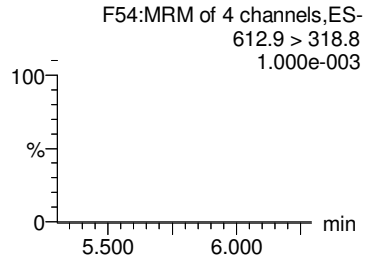

TCDA

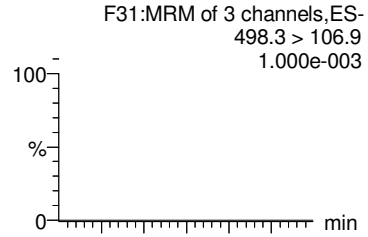

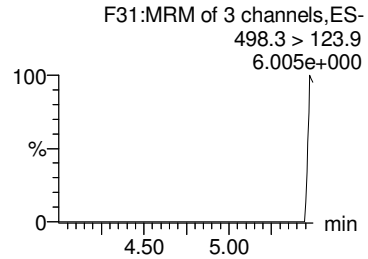

d5-N-EtFOSAA

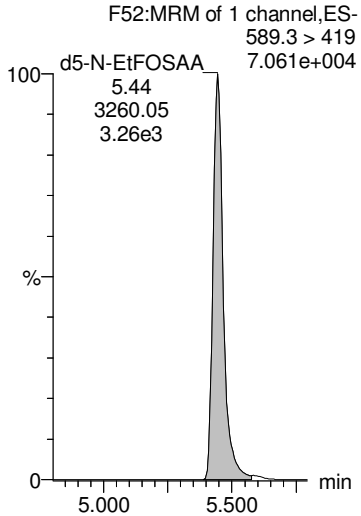

d5-N-EtFOSAA

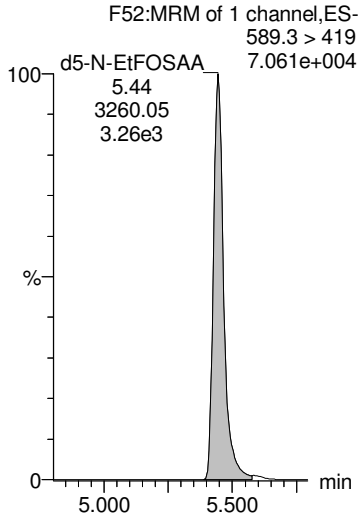

d5-N-EtFOSAA

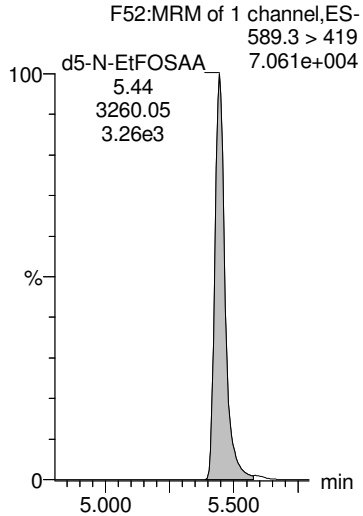

13C2-PFDoA

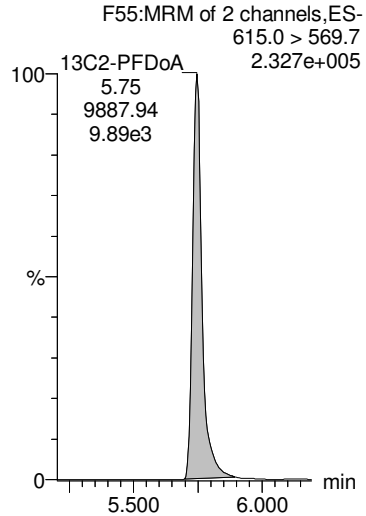

13C8-PFOS

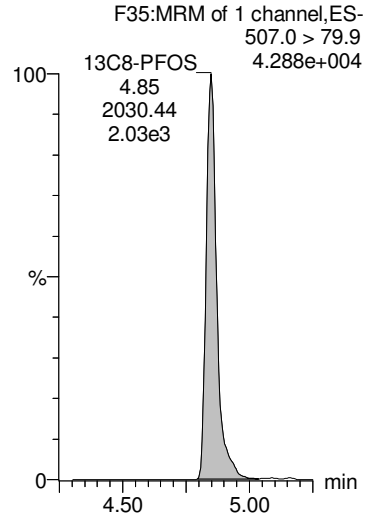

AD 9/27/2018

Dataset: Z:\Projects\PFAS.PRO\Results\180926M1\180926M1-19.qld

MMM 9/27/2018

Last Altered: Thursday, September 27, 2018 15:20:15 Pacific Daylight Time
Printed: Thursday, September 27, 2018 15:20:35 Pacific Daylight Time

Name: 180926M1_19, Date: 26-Sep-2018, Time: 18:19:00, ID: 1802900-06 SW1809051015GC 0.24611, Description: SW1809051015GC

13C4-PFBA

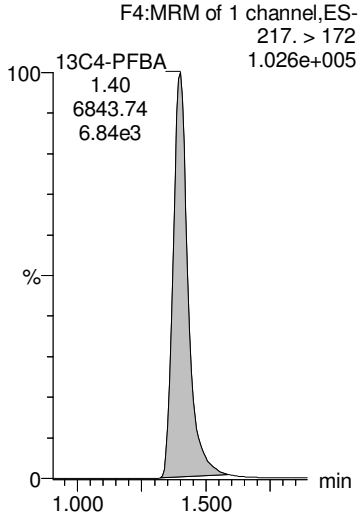

13C5-PFHxA

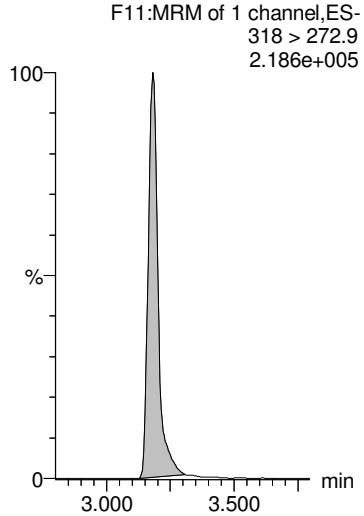

13C3-PFHxS

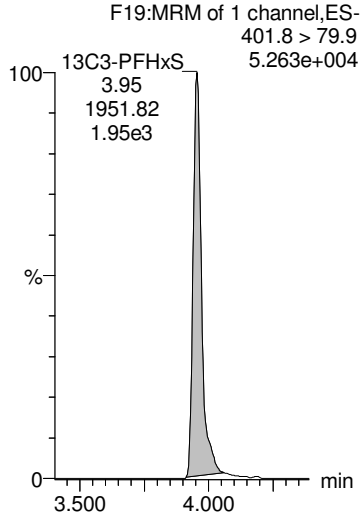

13C8-PFOA

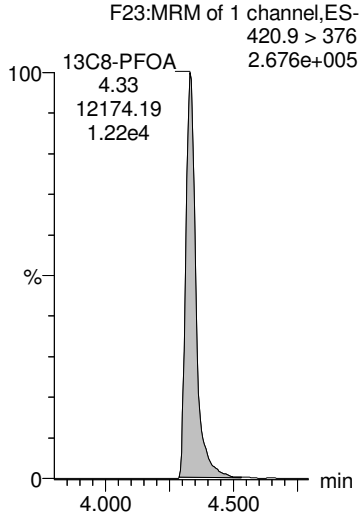

13C9-PFNA

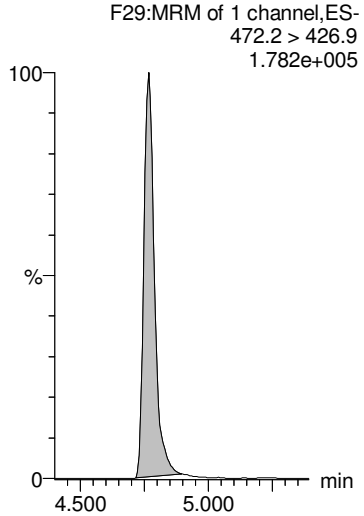

13C4-PFOS

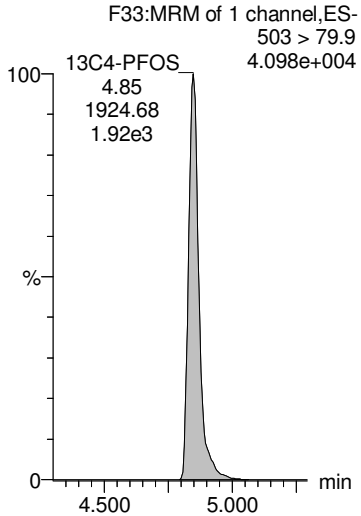

13C6-PFDA

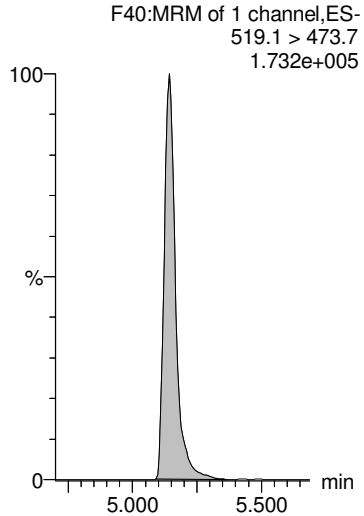

13C7-PFUdA

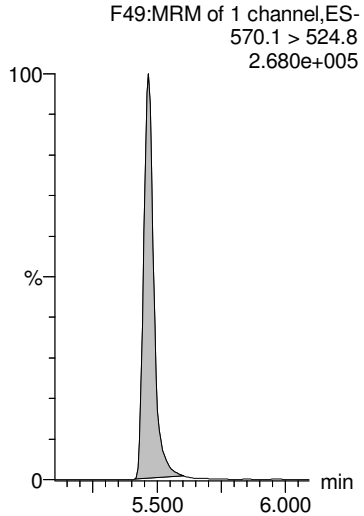

AD 9/27/2018

Dataset: Z:\Projects\PFAS.PRO\Results\180926M1\180926M1-20.qld

MMM 9/27/2018

Last Altered: Thursday, September 27, 2018 15:23:30 Pacific Daylight Time
Printed: Thursday, September 27, 2018 15:23:49 Pacific Daylight Time

Name: 180926M1_20, Date: 26-Sep-2018, Time: 18:33:24, ID: 1802900-07 PW1809051035GC 0.23734, Description: PW1809051035GC

	#	Name	Trace	Area	IS Area	Wt/Vol	RRF	RT	Response	Conc.	%Rec	Ion Ratio	Ratio Out?
1	1	PFBA	213.0 > 168.8	7.24e2	5.72e3	0.237	0.000	1.43	1.58	5.9413			
2	2	PFPeA	263.1 > 218.9	1.39e3	6.12e3	0.237	0.000	2.39	2.84	11.7570			
3	3	PFBS	299.0 > 79.7	1.06e2	1.03e3	0.237	0.000	2.67	1.28	2.9879		2.64	NO
4	4	4:2 FTS	327.2>307.2		1.70e3	0.237							
5	5	PFHxA	313 > 269	2.44e3	4.15e3	0.237	0.000	3.18	2.94	12.7592		14.0	NO
6	36	13C3-PFBA	216.1 > 171.8	5.72e3	7.34e3	0.237	0.779	1.43	9.74	55.5165	105.4		
7	37	13C3-PFPeA	266. > 221.8	6.12e3	1.01e4	0.237	0.604	2.39	7.55	57.9154	110.0		
8	38	13C3-PFBS	302. > 98.8	1.03e3	1.99e3	0.237	0.516	2.67	6.45	52.0561	98.8		
9	39	13C2-4:2 FTS	329.2>308.9	1.70e3	1.99e3	0.237	0.853	3.08	10.7	52.1352	99.0		
10	40	13C2-PFHxA	315 > 270	4.15e3	1.01e4	0.237	1.02	3.18	5.12	21.6131	102.6		
11	-1												
12	7	PFHpA	363.0 > 318.9	6.02e2	5.51e3	0.237	0.000	3.81	1.36	4.8420		13.1	NO
13	6	PFPeS	349.1>80.1	5.75e1	1.03e3	0.237	0.000	3.38	0.698	2.1610		1.54	NO
14	8	L-PFHxS	398.9 > 79.6	1.56e3	8.15e2	0.237	0.000	3.95	23.9	56.2501		1.70	NO
15	9	Br-PFHxS	398.9 > 79.6	2.24e2	8.15e2	0.237	0.000	3.82	3.43	8.1010		2.92	NO
16	68	Total PFHxS	398.9 > 79.6	1.78e3	8.15e2	0.237			27.3	64.3512			
17	41	13C4-PFHpA	367.2 > 321.8	5.51e3	1.01e4	0.237	0.543	3.81	6.79	54.2635	103.0		
18	38	13C3-PFBS	302. > 98.8	1.03e3	1.99e3	0.237	0.516	2.67	6.45	52.0561	98.8		
19	42	18O2-PFHxS	403.0 > 102.6	8.15e2	1.99e3	0.237	0.409	3.95	5.11	49.2719	93.6		
20	42	18O2-PFHxS	403.0 > 102.6	8.15e2	1.99e3	0.237	0.409	3.95	5.11	49.2719	93.6		
21	42	18O2-PFHxS	403.0 > 102.6	8.15e2	1.99e3	0.237	0.409	3.95	5.11	49.2719	93.6		
22	-1												
23	10	6:2 FTS	427.1 > 407	1.45e1	1.96e3	0.237	0.000	4.28	0.0926	0.1601		3.37	NO
24	13	PFHpS	449 > 80.0	7.70e1	2.18e3	0.237	0.000	4.44	0.442	2.5132		2.62	YES
25	11	L-PFOA	412.8 > 368.9	3.03e3	8.16e3	0.237	0.000	4.33	4.65	11.3121		3.78	NO
26	12	Br-PFOA	412.8 > 368.9	4.39e2	8.16e3	0.237	0.000	4.20	0.673	1.4768		2.33	NO
27	69	Total PFOA	412.8 > 368.9	3.47e3	8.16e3	0.237			5.32	12.7888			
28	43	13C2-6:2 FTS	429.1 > 408.9	1.96e3	2.08e3	0.237	0.942	4.27	11.8	54.2612	103.0		
29	44	13C2-PFOA	414.9 > 369.7	8.16e3	1.24e4	0.237	0.657	4.33	8.21	61.1934	116.2		
30	44	13C2-PFOA	414.9 > 369.7	8.16e3	1.24e4	0.237	0.657	4.33	8.21	61.1934	116.2		
31	44	13C2-PFOA	414.9 > 369.7	8.16e3	1.24e4	0.237	0.657	4.33	8.21	61.1934	116.2		
32	44	13C2-PFOA	414.9 > 369.7	8.16e3	1.24e4	0.237	0.657	4.33	8.21	61.1934	116.2		
33	-1												
34	14	PFNA	463.0 > 418.8	4.31e1	7.16e3	0.237	0.000	4.77	0.0752	0.2864		4.06	NO
35	15	PFOSA	497.9 > 77.9		2.27e3	0.237							
36	16	L-PFOS	498.9 > 79.9	2.73e2	2.18e3	0.237	0.000	4.85	1.57	6.8078		1.24	YES
37	17	Br-PFOS	498.9 > 79.9	8.91e2	2.18e3	0.237	0.000	4.70	5.12	21.8398		4.17	NO

AD 9/27/2018

Dataset: Z:\Projects\PFAS.PRO\Results\180926M1\180926M1-20.qld

MMM 9/27/2018

Last Altered: Thursday, September 27, 2018 15:23:30 Pacific Daylight Time
Printed: Thursday, September 27, 2018 15:23:49 Pacific Daylight Time

Name: 180926M1_20, Date: 26-Sep-2018, Time: 18:33:24, ID: 1802900-07 PW1809051035GC 0.23734, Description: PW1809051035GC

	#	Name	Trace	Area	IS Area	Wt/Vol	RRF	RT	Response	Conc.	%Rec	Ion Ratio	Ratio Out?
38	70	Total PFOS	498.9 > 79.9	1.16e3	2.18e3	0.237			6.69	28.6476			
39	45	13C5-PFNA	468.2 > 422.9	7.16e3	8.75e3	0.237	0.819	4.77	10.2	43.5577	82.7		
40	46	13C8-PFOSA	506.1 > 77.7	2.27e3	1.33e4	0.237	0.171	4.82	2.13	42.8164	81.3		
41	47	13C8-PFOS	507.0 > 79.9	2.18e3	2.08e3	0.237	1.04	4.84	13.0	52.1803	99.1		
42	47	13C8-PFOS	507.0 > 79.9	2.18e3	2.08e3	0.237	1.04	4.84	13.0	52.1803	99.1		
43	47	13C8-PFOS	507.0 > 79.9	2.18e3	2.08e3	0.237	1.04	4.84	13.0	52.1803	99.1		
44	-1												
45	18	PFDA	513 > 468.8		7.31e3	0.237							
46	19	8:2 FTS	527 > 506.9		1.59e3	0.237							
47	20	PFNS	549.1 > 80.1		2.18e3	0.237							
48	26	PFDS	598.8 > 79.9		2.18e3	0.237							
49	25	PFUdA	563.0 > 518.9	3.83e1	9.86e3	0.237	0.000	5.46	0.0486	0.0916			
50	48	13C2-PFDA	515.1 > 469.9	7.31e3	9.96e3	0.237	0.734	5.14	9.17	36.1747	68.7		
51	49	13C2-8:2 FTS	529.1 > 508.7	1.59e3	2.08e3	0.237	0.765	5.11	9.56	55.2138	104.8		
52	47	13C8-PFOS	507.0 > 79.9	2.18e3	2.08e3	0.237	1.04	4.84	13.0	52.1803	99.1		
53	47	13C8-PFOS	507.0 > 79.9	2.18e3	2.08e3	0.237	1.04	4.84	13.0	52.1803	99.1		
54	51	13C2-PFUdA	565 > 519.8	9.86e3	1.33e4	0.237	0.740	5.46	9.25	40.3332	76.6		
55	-1												
56	21	L-MeFOSAA	570 > 419		2.67e3	0.237							
57	22	Br-MeFOSAA	570. > 419		2.67e3	0.237							
58	71	Total N-MeFOSAA	570. > 419	0.00e0	2.67e3	0.237			0.000				
59	29	PFTrDA	662.9 > 618.9		1.11e4	0.237							
60	30	PFTeDA	712.8 > 669.0		1.04e4	0.237							
61	50	d3-N-MeFOSAA	573.3 > 419	2.67e3	1.33e4	0.237	0.200	5.29	2.50	42.9313	81.5		
62	50	d3-N-MeFOSAA	573.3 > 419	2.67e3	1.33e4	0.237	0.200	5.29	2.50	42.9313	81.5		
63	50	d3-N-MeFOSAA	573.3 > 419	2.67e3	1.33e4	0.237	0.200	5.29	2.50	42.9313	81.5		
64	53	13C2-PFDoA	615.0 > 569.7	1.11e4	9.96e3	0.237	1.12	5.75	14.0	45.6923	86.8		
65	55	13C2-PFTeDA	714.8 > 669.6	1.04e4	1.33e4	0.237	0.782	6.20	9.78	64.9739	123.4		
66	-1												
67	23	L-EtFOSAA	584.1 > 419		3.41e3	0.237							
68	24	Br-ETFOSAA	584.1 > 419		3.41e3	0.237							
69	72	Total N-EtFOSAA	584.1 > 419	0.00e0	3.41e3	0.237			0.000				
70	27	PFDoA	612.9 > 569.0		1.11e4	0.237							
71	73	TCDA	498.3>106.9			0.237							
72	52	d5-N-EtFOSAA	589.3 > 419	3.41e3	1.33e4	0.237	0.256	5.44	3.20	48.7003	92.5		
73	52	d5-N-EtFOSAA	589.3 > 419	3.41e3	1.33e4	0.237	0.256	5.44	3.20	48.7003	92.5		
74	52	d5-N-EtFOSAA	589.3 > 419	3.41e3	1.33e4	0.237	0.256	5.44	3.20	48.7003	92.5		

AD 9/27/2018

Dataset: Z:\Projects\PFAS.PRO\Results\180926M1\180926M1-20.qld

MMM 9/27/2018

Last Altered: Thursday, September 27, 2018 15:23:30 Pacific Daylight Time
Printed: Thursday, September 27, 2018 15:23:49 Pacific Daylight Time

Name: 180926M1_20, Date: 26-Sep-2018, Time: 18:33:24, ID: 1802900-07 PW1809051035GC 0.23734, Description: PW1809051035GC

	#	Name	Trace	Area	IS Area	Wt/Vol	RRF	RT	Response	Conc.	%Rec	Ion Ratio	Ratio Out?
75	53	13C2-PFDoA	615.0 > 569.7	1.11e4	9.96e3	0.237	1.12	5.75	14.0	45.6923	86.8		
76	47	13C8-PFOS	507.0 > 79.9	2.18e3	2.08e3	0.237	1.04	4.84	13.0	52.1803	99.1		
77	-1												
78	60	13C4-PFBA	217. > 172	7.34e3	7.34e3	0.237	1.00	1.43	12.5	52.6671	100.0		
79	61	13C5-PFHxA	318 > 272.9	1.01e4	1.01e4	0.237	1.00	3.18	12.5	52.6671	100.0		
80	62	13C3-PFHxS	401.8 > 79.9	1.99e3	1.99e3	0.237	1.00	3.95	12.5	52.6671	100.0		
81	63	13C8-PFOA	420.9 > 376	1.24e4	1.24e4	0.237	1.00	4.33	12.5	52.6671	100.0		
82	64	13C9-PFNA	472.2 > 426.9	8.75e3	8.75e3	0.237	1.00	4.77	12.5	52.6671	100.0		
83	65	13C4-PFOS	503 > 79.9	2.08e3	2.08e3	0.237	1.00	4.85	12.5	52.6671	100.0		
84	66	13C6-PFDA	519.1 > 473.7	9.96e3	9.96e3	0.237	1.00	5.14	12.5	52.6671	100.0		
85	67	13C7-PFUdA	570.1 > 524.8	1.33e4	1.33e4	0.237	1.00	5.47	12.5	52.6671	100.0		

AD 9/27/2018

Dataset: Z:\Projects\PFAS.PRO\Results\180926M1\180926M1-20.qld

MMM 9/27/2018

Last Altered: Thursday, September 27, 2018 15:23:30 Pacific Daylight Time
Printed: Thursday, September 27, 2018 15:23:49 Pacific Daylight Time

Method: Z:\Projects\PFAS.PRO\MethDB\PFAS_FULL_80C_092618.mdb 27 Sep 2018 08:14:23
Calibration: Z:\Projects\PFAS.PRO\CurveDB\C18_VAL-PFAS_Q4_09-25-18.cdb 26 Sep 2018 10:07:46

Name: 180926M1_20, Date: 26-Sep-2018, Time: 18:33:24, ID: 1802900-07 PW1809051035GC 0.23734, Description: PW1809051035GC

PFBA

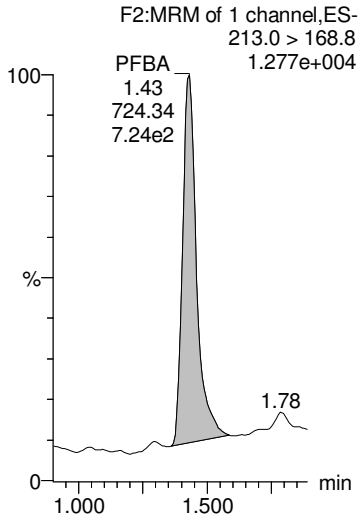

PFPeA

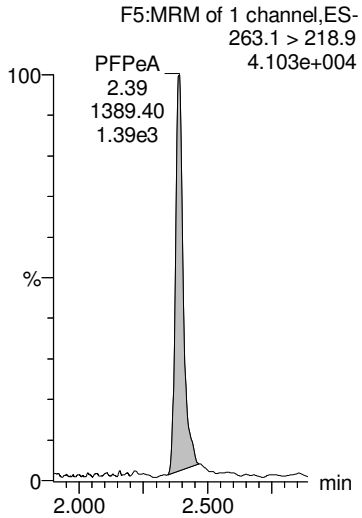

PFBS

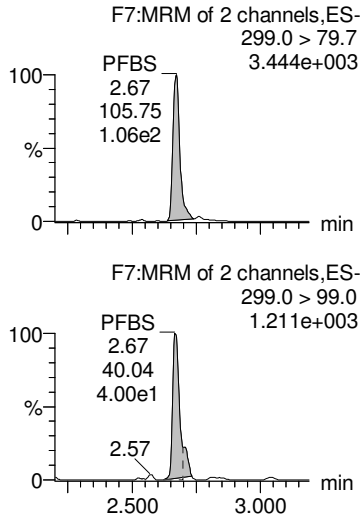

4:2 FTS

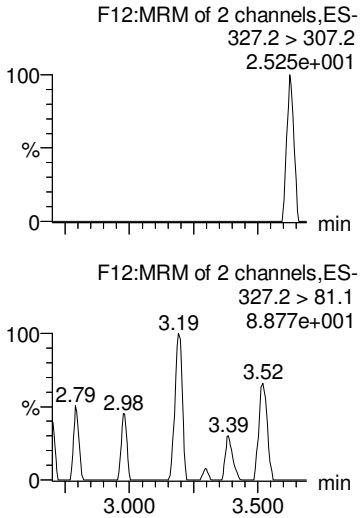

PFHxA

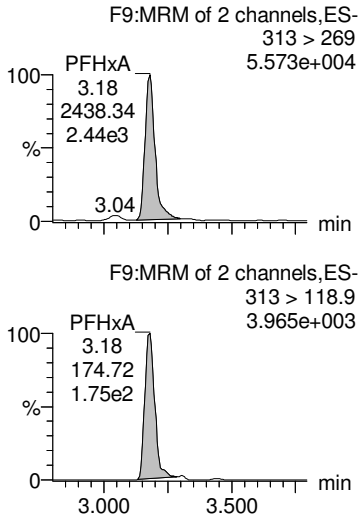

13C3-PFBA

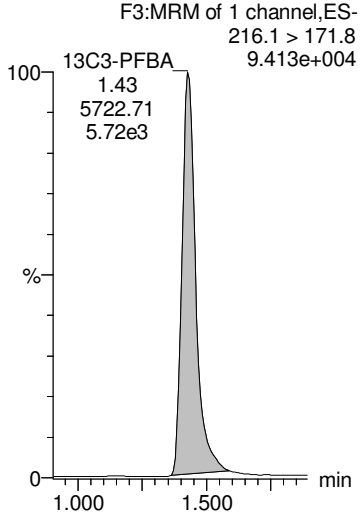

13C3-PFPeA

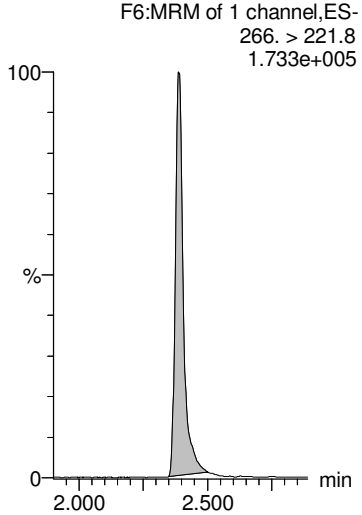

13C3-PFBS

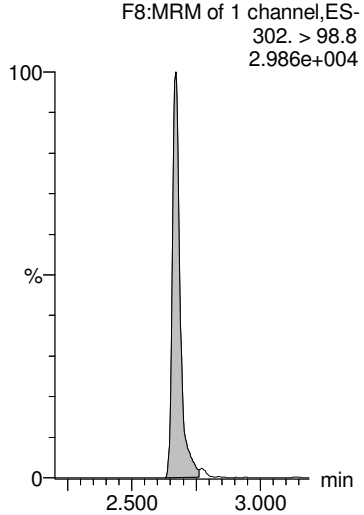

13C2-4:2 FTS

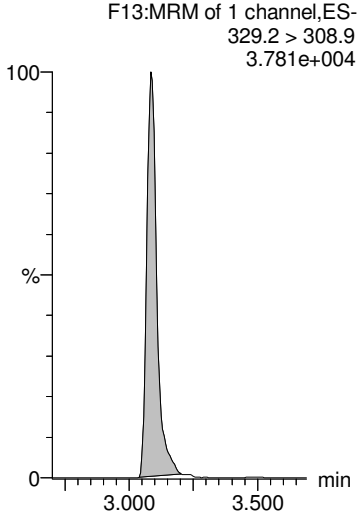

13C2-PFHxA

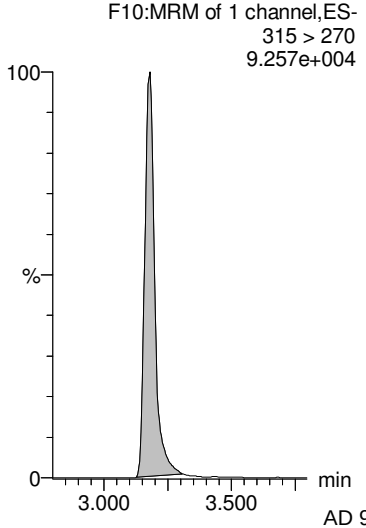

AD 9/27/2018

Dataset: Z:\Projects\PFAS.PRO\Results\180926M1\180926M1-20.qld

MMM 9/27/2018

Last Altered: Thursday, September 27, 2018 15:23:30 Pacific Daylight Time
Printed: Thursday, September 27, 2018 15:23:49 Pacific Daylight Time

Name: 180926M1_20, Date: 26-Sep-2018, Time: 18:33:24, ID: 1802900-07 PW1809051035GC 0.23734, Description: PW1809051035GC

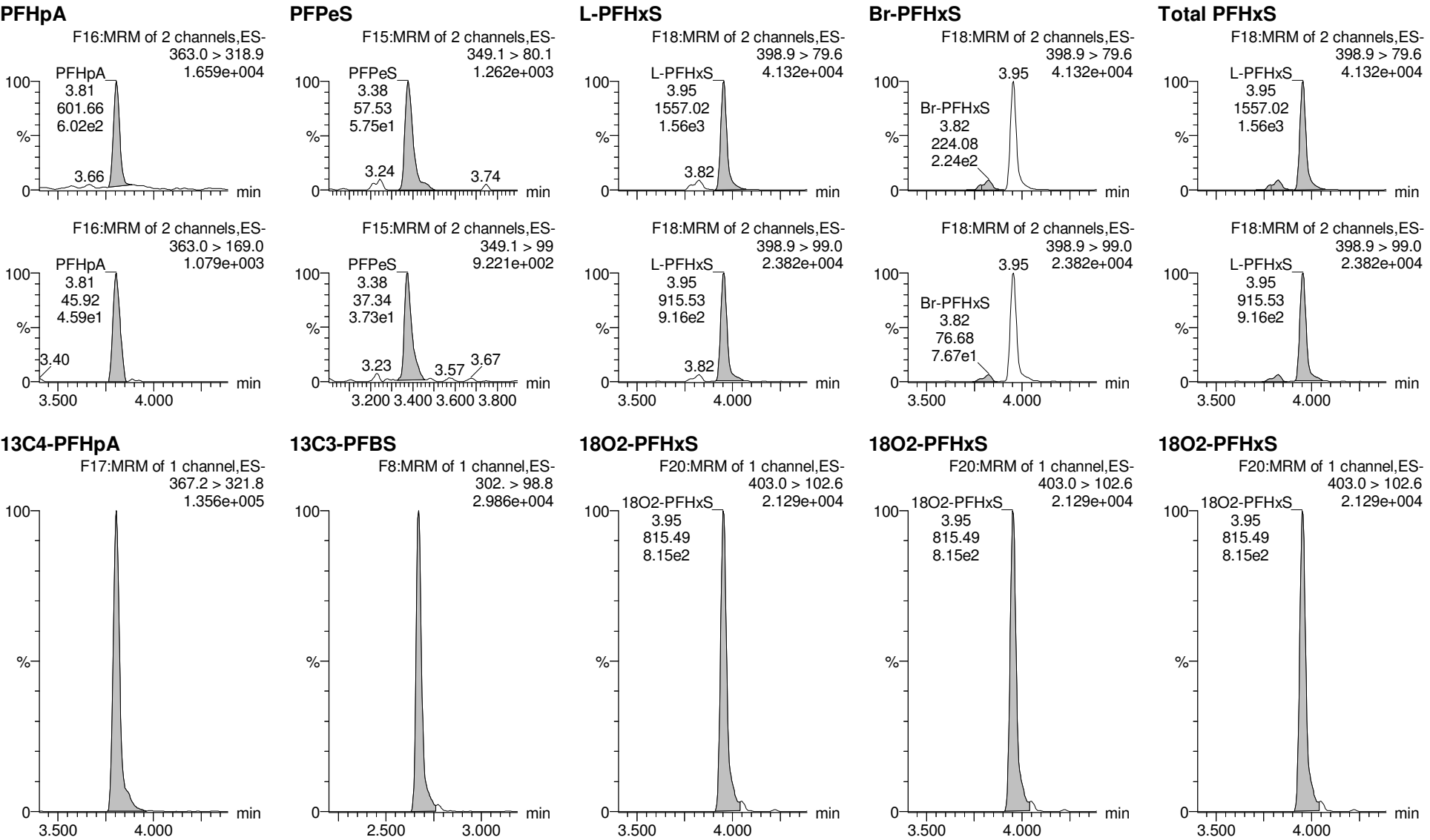

AD 9/27/2018

Dataset: Z:\Projects\PFAS.PRO\Results\180926M1\180926M1-20.qld

MMM 9/27/2018

Last Altered: Thursday, September 27, 2018 15:23:30 Pacific Daylight Time
Printed: Thursday, September 27, 2018 15:23:49 Pacific Daylight Time

Name: 180926M1_20, Date: 26-Sep-2018, Time: 18:33:24, ID: 1802900-07 PW1809051035GC 0.23734, Description: PW1809051035GC

6:2 FTS

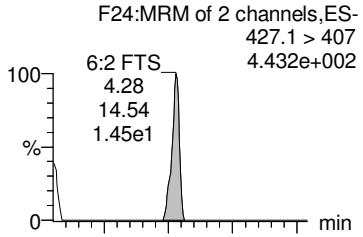

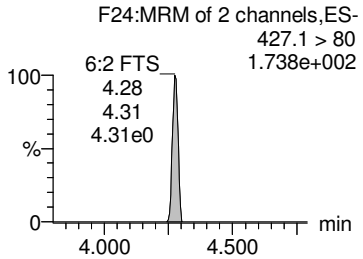

PFHpS

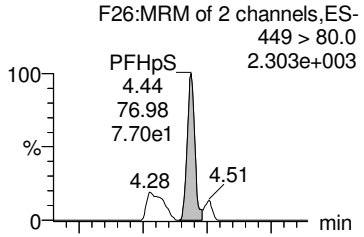

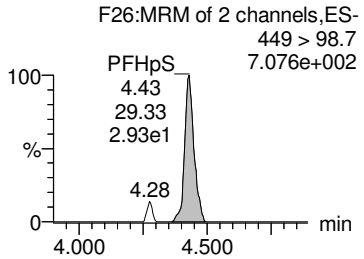

L-PFOA

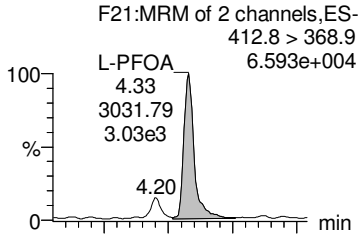

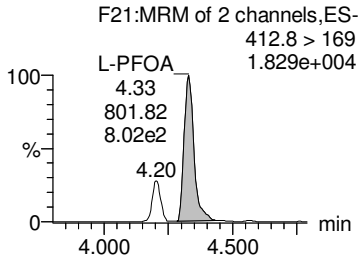

Br-PFOA

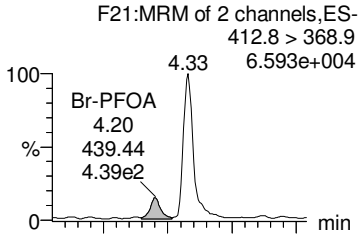

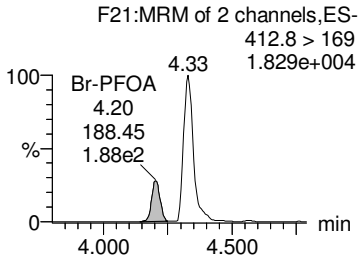

Total PFOA

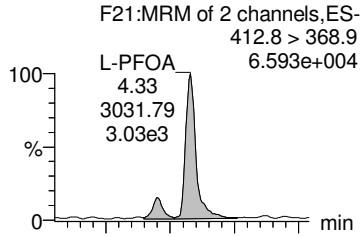

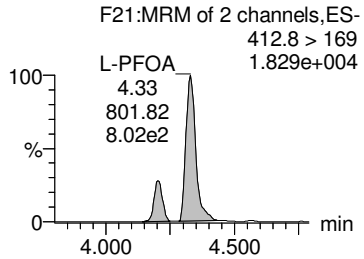

13C2-6:2 FTS

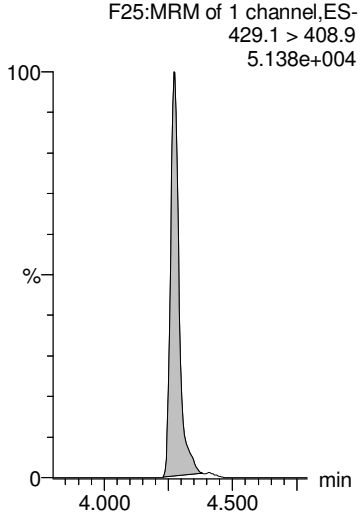

13C2-PFOA

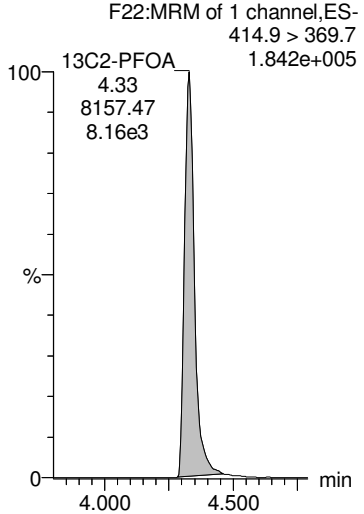

13C2-PFOA

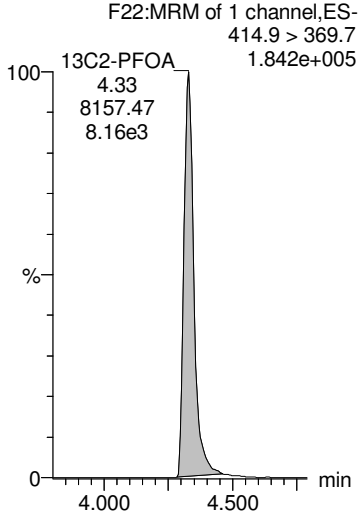

13C2-PFOA

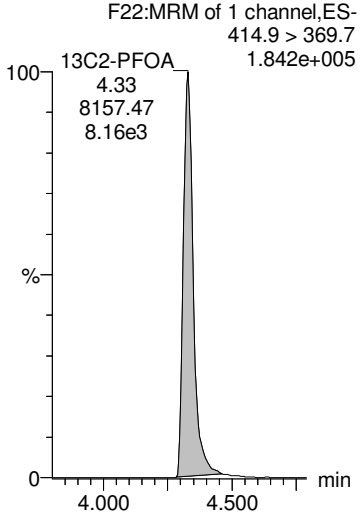

13C2-PFOA

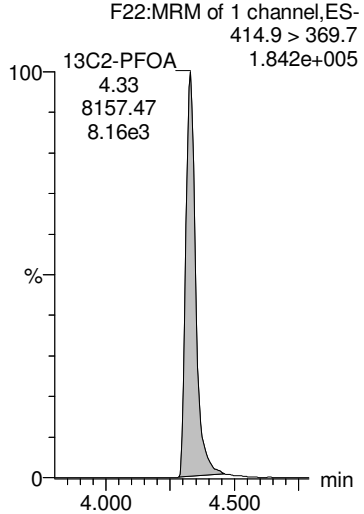

AD 9/27/2018

Dataset: Z:\Projects\PFAS.PRO\Results\180926M1\180926M1-20.qld

MMM 9/27/2018

Last Altered: Thursday, September 27, 2018 15:23:30 Pacific Daylight Time
Printed: Thursday, September 27, 2018 15:23:49 Pacific Daylight Time

Name: 180926M1_20, Date: 26-Sep-2018, Time: 18:33:24, ID: 1802900-07 PW1809051035GC 0.23734, Description: PW1809051035GC

PFNA

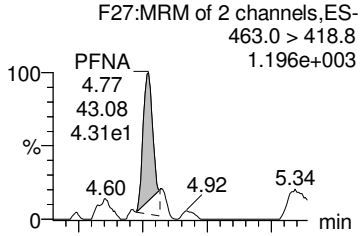

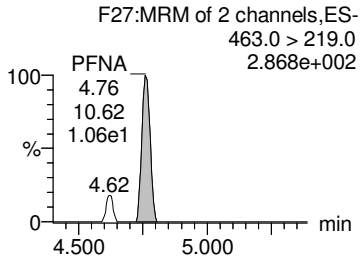

PFOSA

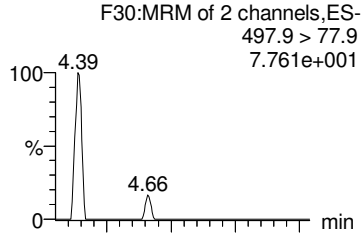

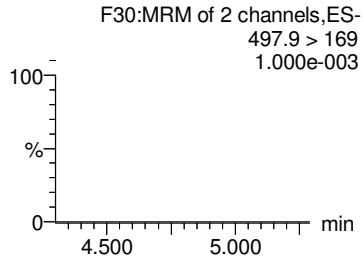

L-PFOS

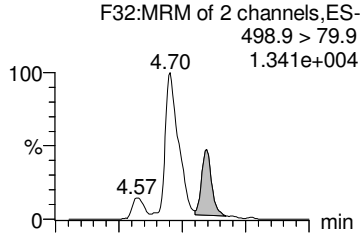

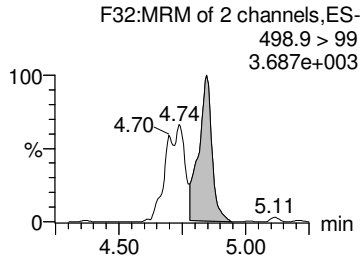

Br-PFOS

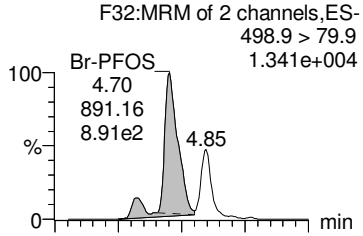

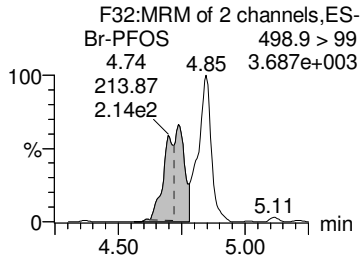

Total PFOS

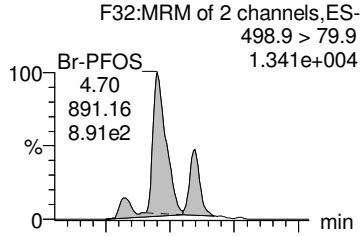

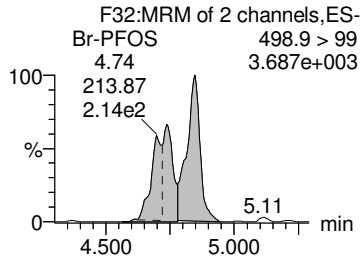

13C5-PFNA

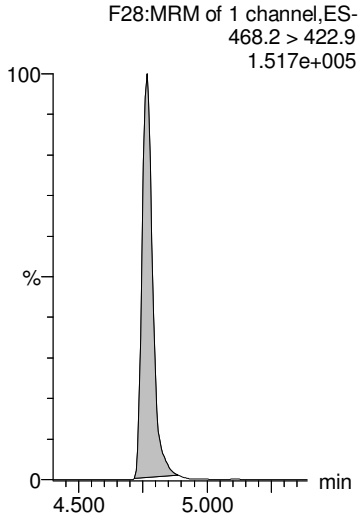

13C8-PFOSA

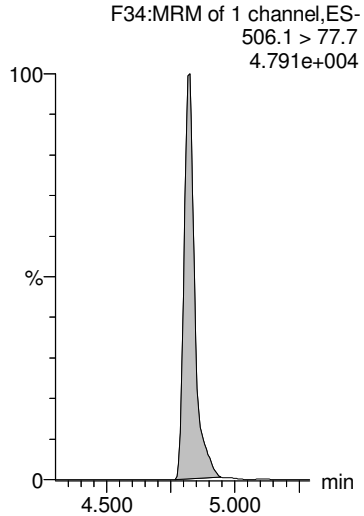

13C8-PFOS

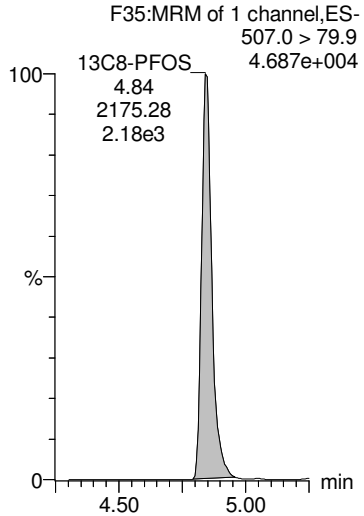

13C8-PFOS

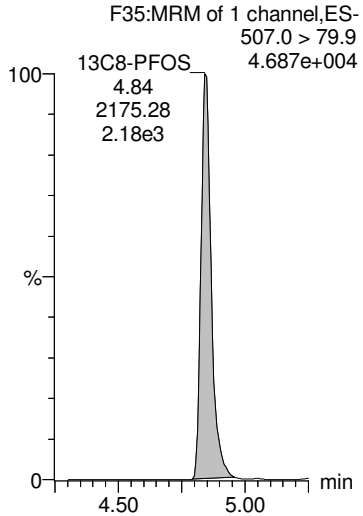

13C8-PFOS

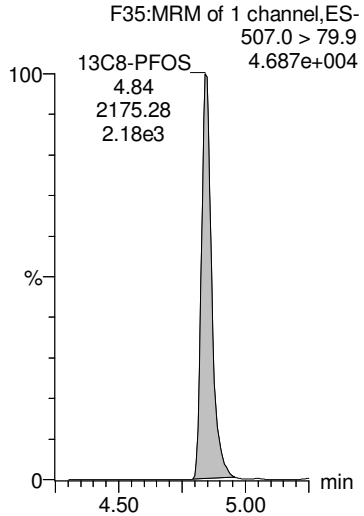

AD 9/27/2018

Dataset: Z:\Projects\PFAS.PRO\Results\180926M1\180926M1-20.qld

MMM 9/27/2018

Last Altered: Thursday, September 27, 2018 15:23:30 Pacific Daylight Time
Printed: Thursday, September 27, 2018 15:23:49 Pacific Daylight Time

Name: 180926M1_20, Date: 26-Sep-2018, Time: 18:33:24, ID: 1802900-07 PW1809051035GC 0.23734, Description: PW1809051035GC

PFDA

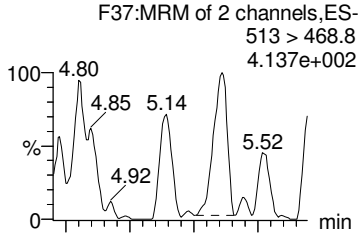

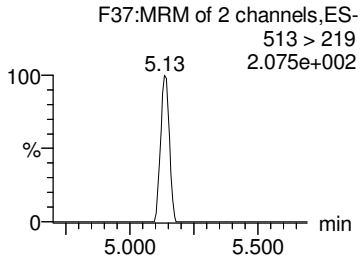

8:2 FTS

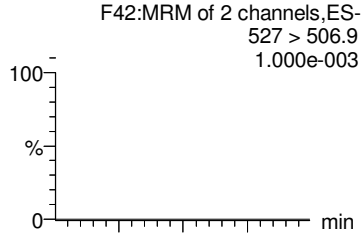

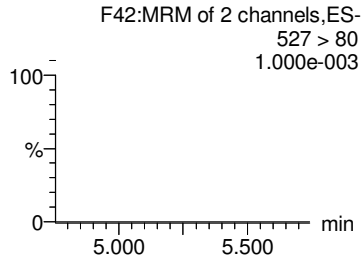

PFNS

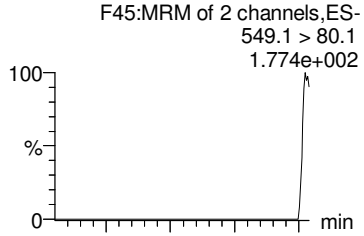

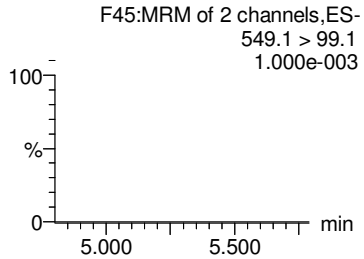

PFDS

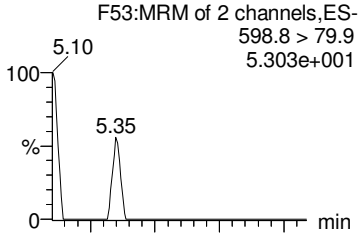

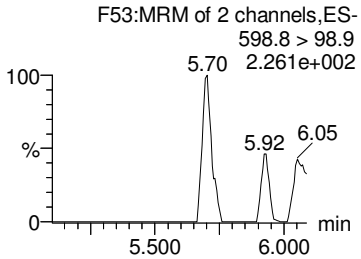

PFUdA

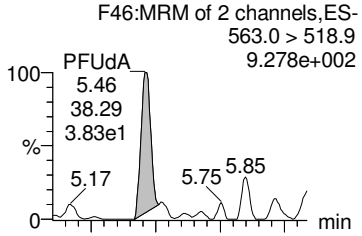

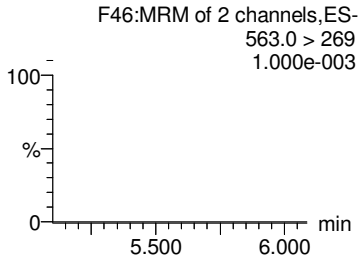

13C2-PFDA

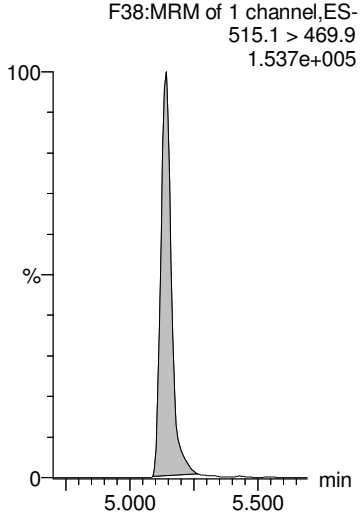

13C2-8:2 FTS

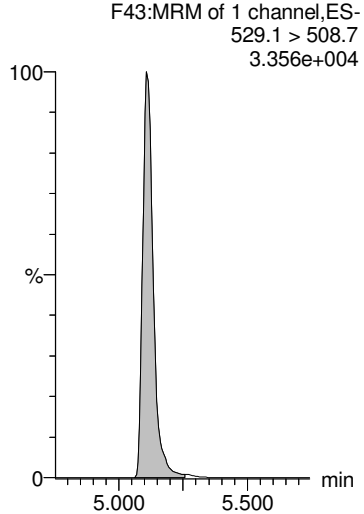

13C8-PFOS

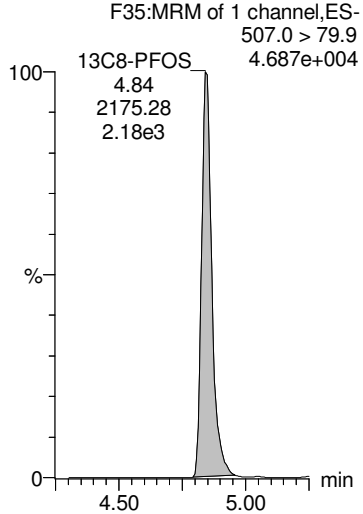

13C8-PFOS

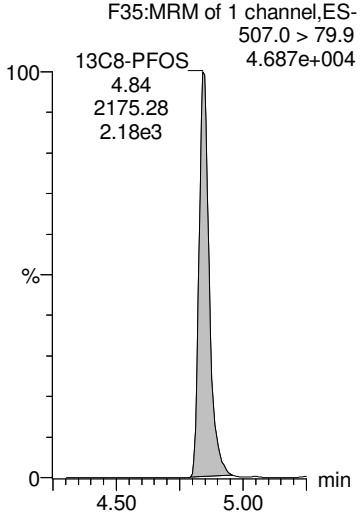

13C2-PFUdA

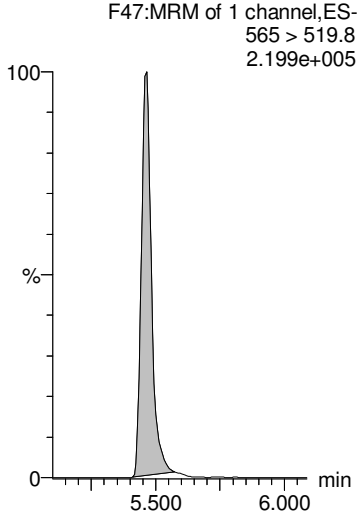

AD 9/27/2018

Dataset: Z:\Projects\PFAS.PRO\Results\180926M1\180926M1-20.qld

MMM 9/27/2018

Last Altered: Thursday, September 27, 2018 15:23:30 Pacific Daylight Time
Printed: Thursday, September 27, 2018 15:23:49 Pacific Daylight Time

Name: 180926M1_20, Date: 26-Sep-2018, Time: 18:33:24, ID: 1802900-07 PW1809051035GC 0.23734, Description: PW1809051035GC

L-MeFOSAA

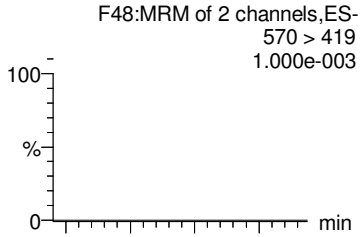

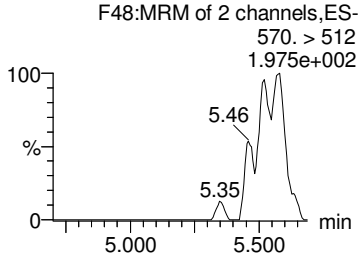

Br-MeFOSAA

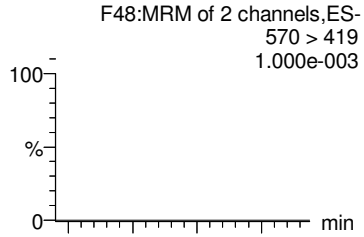

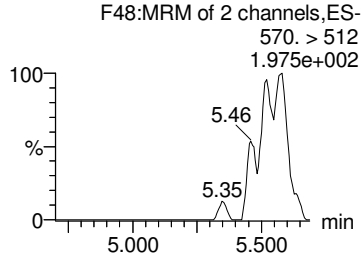

Total N-MeFOSAA

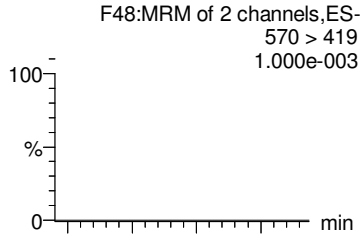

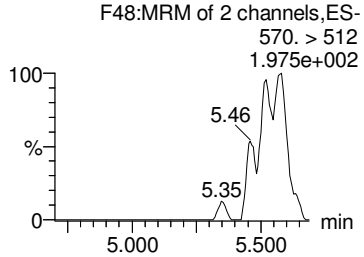

PFTrDA

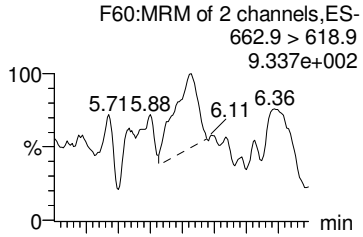

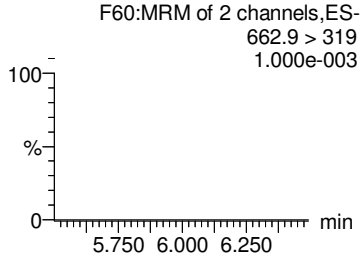

PFTeDA

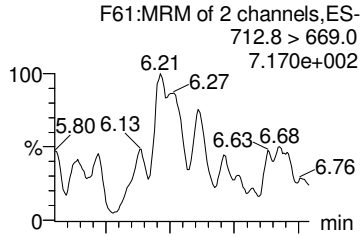

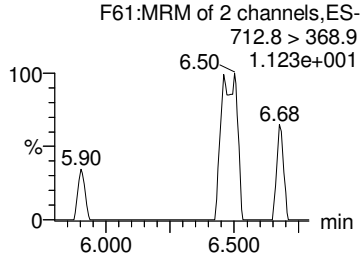

d3-N-MeFOSAA

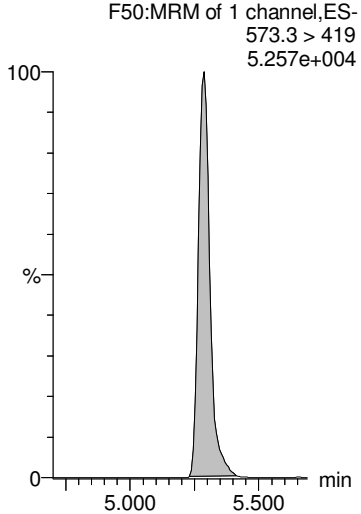

d3-N-MeFOSAA

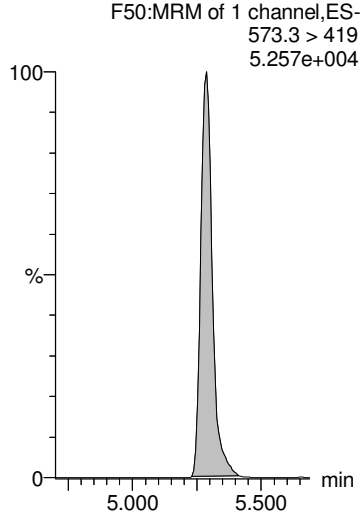

d3-N-MeFOSAA

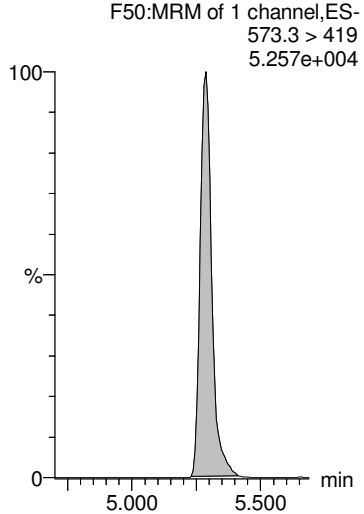

13C2-PFDoA

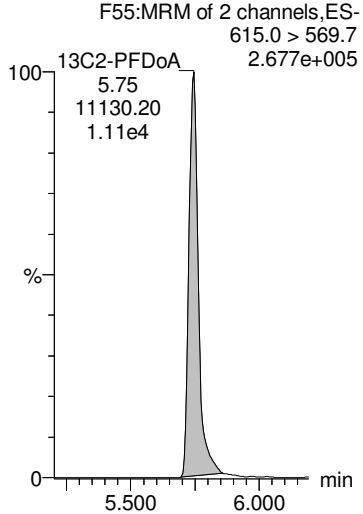

13C2-PFTeDA

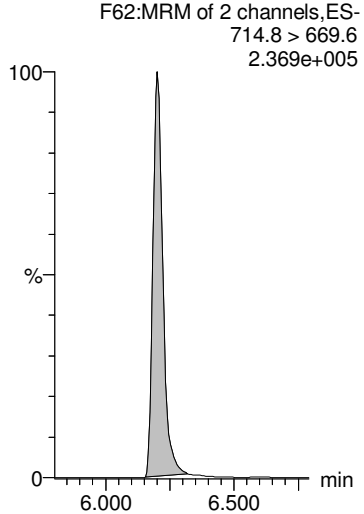

AD 9/27/2018

Dataset: Z:\Projects\PFAS.PRO\Results\180926M1\180926M1-20.qld

MMM 9/27/2018

Last Altered: Thursday, September 27, 2018 15:23:30 Pacific Daylight Time
Printed: Thursday, September 27, 2018 15:23:49 Pacific Daylight Time

Name: 180926M1_20, Date: 26-Sep-2018, Time: 18:33:24, ID: 1802900-07 PW1809051035GC 0.23734, Description: PW1809051035GC

L-EtFOSAA

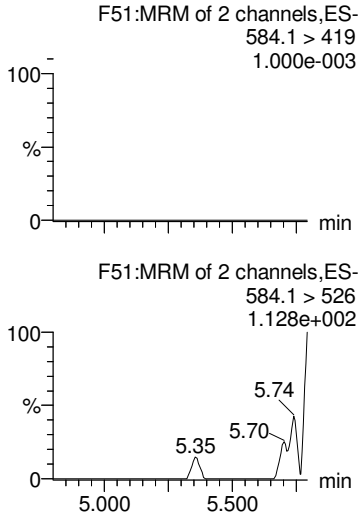

Br-ETFOSAA

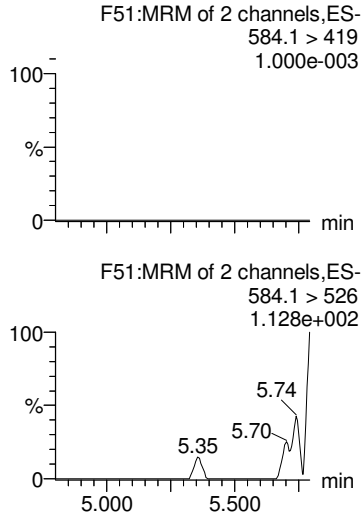

Total N-EtFOSAA

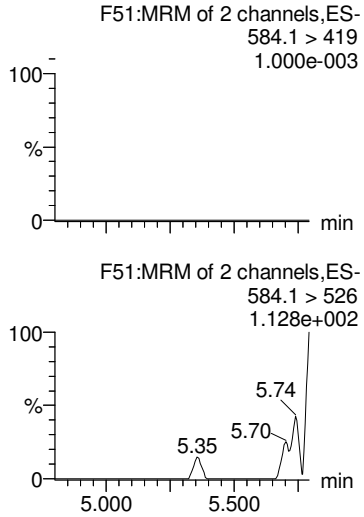

PFDoA

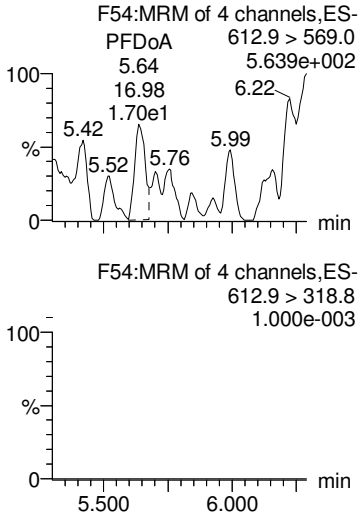

TCDA

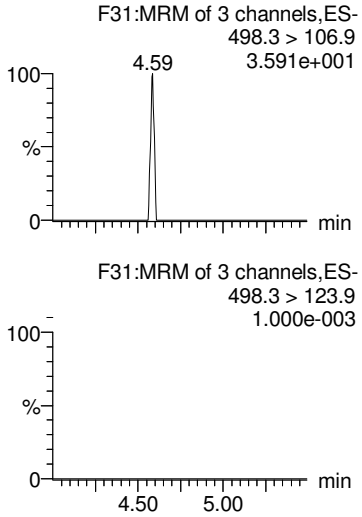

d5-N-EtFOSAA

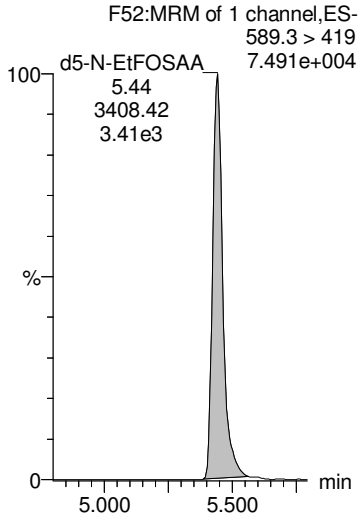

d5-N-EtFOSAA

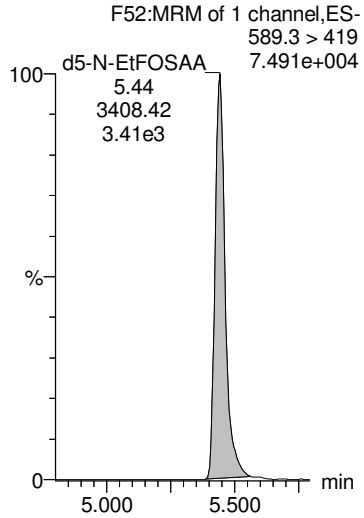

d5-N-EtFOSAA

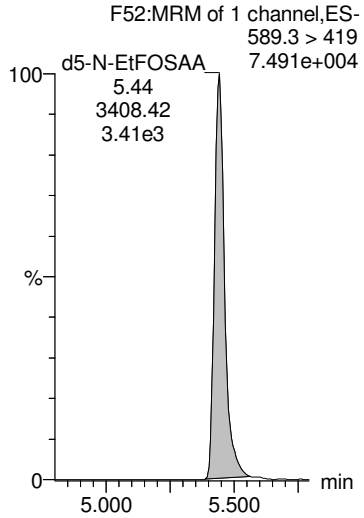

13C2-PFDoA

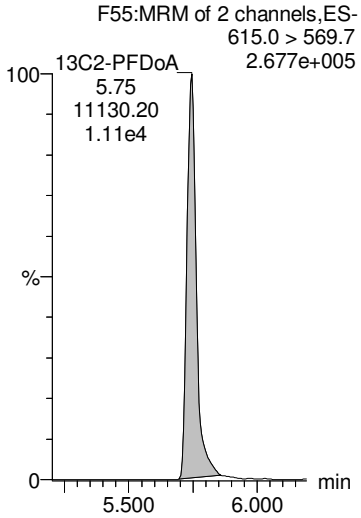

13C8-PFOS

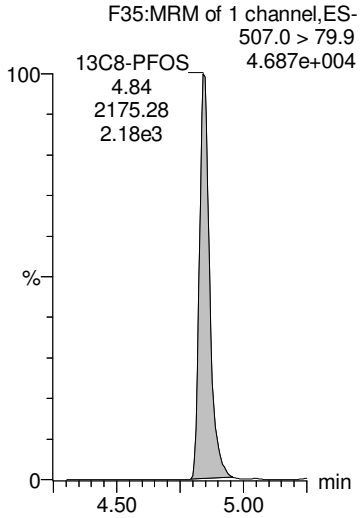

AD 9/27/2018

Dataset: Z:\Projects\PFAS.PRO\Results\180926M1\180926M1-20.qld

MMM 9/27/2018

Last Altered: Thursday, September 27, 2018 15:23:30 Pacific Daylight Time
Printed: Thursday, September 27, 2018 15:23:49 Pacific Daylight Time

Name: 180926M1_20, Date: 26-Sep-2018, Time: 18:33:24, ID: 1802900-07 PW1809051035GC 0.23734, Description: PW1809051035GC

13C4-PFBA

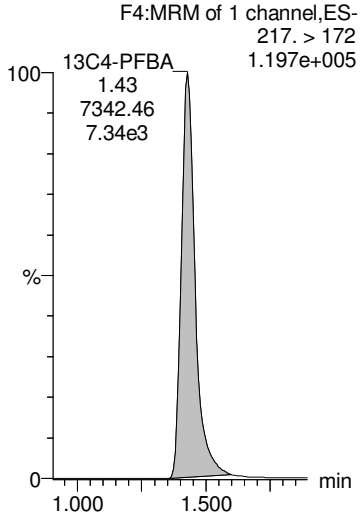

13C5-PFHxA

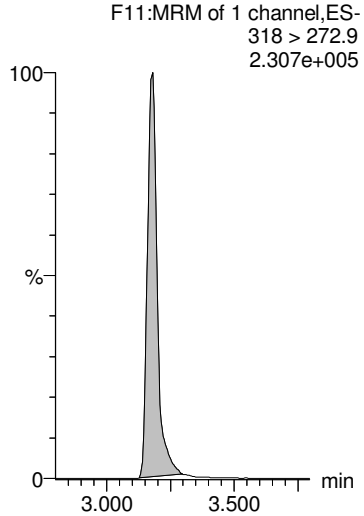

13C3-PFHxS

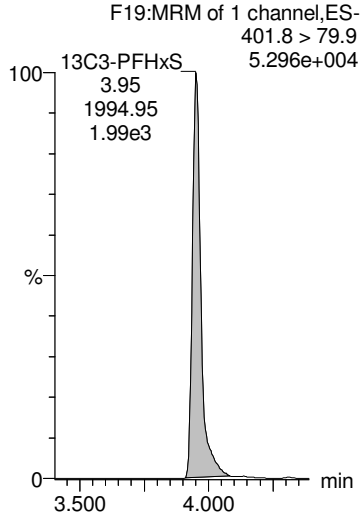

13C8-PFOA

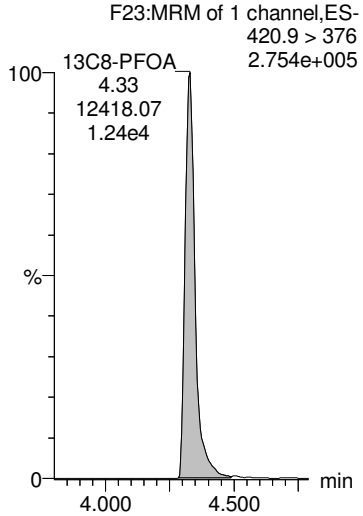

13C9-PFNA

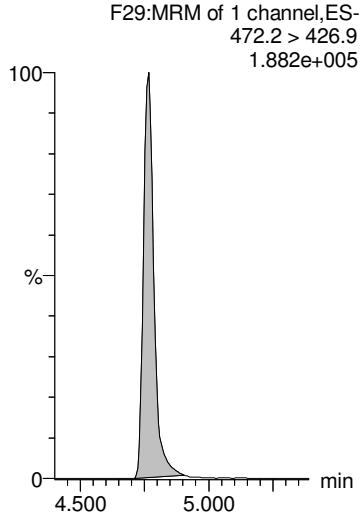

13C4-PFOS

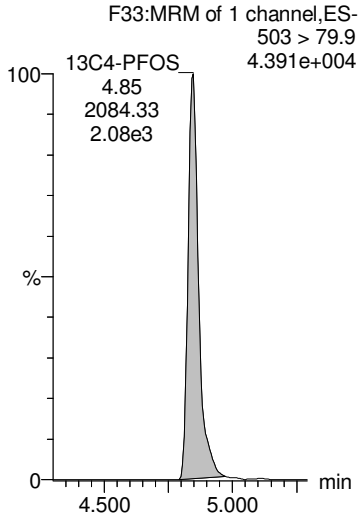

13C6-PFDA

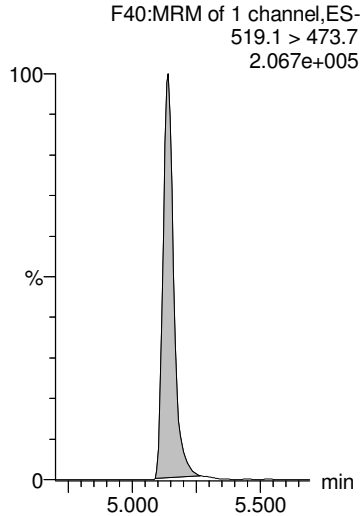

13C7-PFUdA

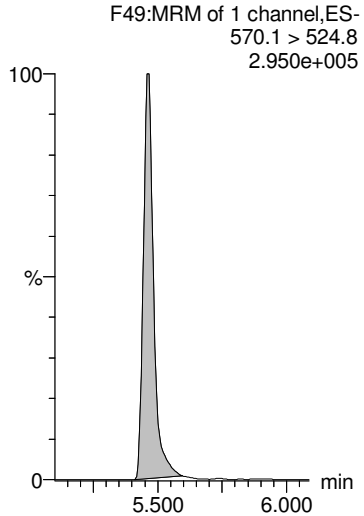

AD 9/27/2018

Dataset: Z:\Projects\PFAS.PRO\Results\180926M1\180926M1-21.qld

MMM 9/27/2018

Last Altered: Thursday, September 27, 2018 15:29:15 Pacific Daylight Time
Printed: Thursday, September 27, 2018 15:29:30 Pacific Daylight Time

Name: 180926M1_21, Date: 26-Sep-2018, Time: 18:43:58, ID: 1802900-08 PW1809051110GC 0.24336, Description: PW1809051110GC

	#	Name	Trace	Area	IS Area	Wt/Vol	RRF	RT	Response	Conc.	%Rec	Ion Ratio	Ratio Out?
1	1	PFBA	213.0 > 168.8	1.67e2	5.18e3	0.243	0.000	1.40	0.403	1.5596			
2	2	PFPeA	263.1 > 218.9	3.63e2	5.91e3	0.243	0.000	2.39	0.768	3.0466			
3	3	PFBS	299.0 > 79.7	1.49e2	1.10e3	0.243	0.000	2.68	1.68	3.8035		3.02	NO
4	4	4:2 FTS	327.2>307.2		1.80e3	0.243							
5	5	PFHxA	313 > 269	7.71e2	4.07e3	0.243	0.000	3.18	0.947	3.9383		12.1	NO
6	36	13C3-PFBA	216.1 > 171.8	5.18e3	7.10e3	0.243	0.730	1.39	9.13	50.7459	98.8		
7	37	13C3-PFPeA	266. > 221.8	5.91e3	1.05e4	0.243	0.562	2.39	7.02	52.5505	102.3		
8	38	13C3-PFBS	302. > 98.8	1.10e3	2.25e3	0.243	0.490	2.68	6.12	48.1493	93.7		
9	39	13C2-4:2 FTS	329.2>308.9	1.80e3	2.25e3	0.243	0.798	3.09	9.98	47.5670	92.6		
10	40	13C2-PFHxA	315 > 270	4.07e3	1.05e4	0.243	0.968	3.18	4.84	19.9415	97.1		
11	-1												
12	7	PFHpA	363.0 > 318.9	5.59e2	5.60e3	0.243	0.000	3.81	1.25	4.3066		12.0	NO
13	6	PFPeS	349.1>80.1	2.68e2	1.10e3	0.243	0.000	3.38	3.03	8.4105		1.58	NO
14	8	L-PFHxS	398.9 > 79.6	1.69e3	8.26e2	0.243	0.000	3.95	25.6	58.8118		1.82	NO
15	9	Br-PFHxS	398.9 > 79.6	3.15e2	8.26e2	0.243	0.000	3.83	4.77	10.9717		2.75	NO
16	68	Total PFHxS	398.9 > 79.6	2.01e3	8.26e2	0.243			30.4	69.7836			
17	41	13C4-PFHpA	367.2 > 321.8	5.60e3	1.05e4	0.243	0.532	3.81	6.65	51.8310	100.9		
18	38	13C3-PFBS	302. > 98.8	1.10e3	2.25e3	0.243	0.490	2.68	6.12	48.1493	93.7		
19	42	18O2-PFHxS	403.0 > 102.6	8.26e2	2.25e3	0.243	0.366	3.95	4.58	43.0723	83.9		
20	42	18O2-PFHxS	403.0 > 102.6	8.26e2	2.25e3	0.243	0.366	3.95	4.58	43.0723	83.9		
21	42	18O2-PFHxS	403.0 > 102.6	8.26e2	2.25e3	0.243	0.366	3.95	4.58	43.0723	83.9		
22	-1												
23	10	6:2 FTS	427.1 > 407	1.93e-1	1.99e3	0.243	0.000	4.28	0.00121			0.145	YES
24	13	PFHpS	449 > 80.0	7.71e0	2.32e3	0.243	0.000	4.43	0.0416	0.5243		2.14	NO
25	11	L-PFOA	412.8 > 368.9	4.74e3	8.76e3	0.243	0.000	4.33	6.76	16.1418		3.43	NO
26	12	Br-PFOA	412.8 > 368.9	4.51e2	8.76e3	0.243	0.000	4.20	0.644	1.3693		2.75	NO
27	69	Total PFOA	412.8 > 368.9	5.19e3	8.76e3	0.243			7.40	17.5112			
28	43	13C2-6:2 FTS	429.1 > 408.9	1.99e3	2.18e3	0.243	0.912	4.28	11.4	51.2477	99.8		
29	44	13C2-PFOA	414.9 > 369.7	8.76e3	1.31e4	0.243	0.670	4.33	8.38	60.9064	118.6		
30	44	13C2-PFOA	414.9 > 369.7	8.76e3	1.31e4	0.243	0.670	4.33	8.38	60.9064	118.6		
31	44	13C2-PFOA	414.9 > 369.7	8.76e3	1.31e4	0.243	0.670	4.33	8.38	60.9064	118.6		
32	44	13C2-PFOA	414.9 > 369.7	8.76e3	1.31e4	0.243	0.670	4.33	8.38	60.9064	118.6		
33	-1												
34	14	PFNA	463.0 > 418.8		8.25e3	0.243							
35	15	PFOSA	497.9 > 77.9		2.18e3	0.243							
36	16	L-PFOS	498.9 > 79.9	2.60e2	2.32e3	0.243	0.000	4.85	1.40	5.9397		1.27	YES
37	17	Br-PFOS	498.9 > 79.9	1.41e2	2.32e3	0.243	0.000	4.70	0.759	3.2854		7.34	NO

AD 9/27/2018

Dataset: Z:\Projects\PFAS.PRO\Results\180926M1\180926M1-21.qld

MMM 9/27/2018

Last Altered: Thursday, September 27, 2018 15:29:15 Pacific Daylight Time
Printed: Thursday, September 27, 2018 15:29:30 Pacific Daylight Time

Name: 180926M1_21, Date: 26-Sep-2018, Time: 18:43:58, ID: 1802900-08 PW1809051110GC 0.24336, Description: PW1809051110GC

	#	Name	Trace	Area	IS Area	Wt/Vol	RRF	RT	Response	Conc.	%Rec	Ion Ratio	Ratio Out?
38	70	Total PFOS	498.9 > 79.9	4.01e2	2.32e3	0.243			2.16	9.2251			
39	45	13C5-PFNA	468.2 > 422.9	8.25e3	8.87e3	0.243	0.930	4.77	11.6	48.2527	93.9		
40	46	13C8-PFOSA	506.1 > 77.7	2.18e3	1.33e4	0.243	0.163	4.82	2.04	40.0179	77.9		
41	47	13C8-PFOS	507.0 > 79.9	2.32e3	2.18e3	0.243	1.06	4.85	13.3	51.8718	101.0		
42	47	13C8-PFOS	507.0 > 79.9	2.32e3	2.18e3	0.243	1.06	4.85	13.3	51.8718	101.0		
43	47	13C8-PFOS	507.0 > 79.9	2.32e3	2.18e3	0.243	1.06	4.85	13.3	51.8718	101.0		
44	-1												
45	18	PFDA	513 > 468.8		7.76e3	0.243							
46	19	8:2 FTS	527 > 506.9		1.48e3	0.243							
47	20	PFNS	549.1 > 80.1		2.32e3	0.243							
48	26	PFDS	598.8 > 79.9		2.32e3	0.243							
49	25	PFUdA	563.0 > 518.9		1.04e4	0.243							
50	48	13C2-PFDA	515.1 > 469.9	7.76e3	9.74e3	0.243	0.797	5.14	9.96	38.2947	74.6		
51	49	13C2-8:2 FTS	529.1 > 508.7	1.48e3	2.18e3	0.243	0.678	5.12	8.48	47.7573	93.0		
52	47	13C8-PFOS	507.0 > 79.9	2.32e3	2.18e3	0.243	1.06	4.85	13.3	51.8718	101.0		
53	47	13C8-PFOS	507.0 > 79.9	2.32e3	2.18e3	0.243	1.06	4.85	13.3	51.8718	101.0		
54	51	13C2-PFUdA	565 > 519.8	1.04e4	1.33e4	0.243	0.783	5.47	9.79	41.6301	81.0		
55	-1												
56	21	L-MeFOSAA	570 > 419		3.15e3	0.243							
57	22	Br-MeFOSAA	570. > 419		3.15e3	0.243							
58	71	Total N-MeFOSAA	570. > 419	0.00e0	3.15e3	0.243			0.000				
59	29	PFTrDA	662.9 > 618.9		1.18e4	0.243							
60	30	PFTeDA	712.8 > 669.0		1.13e4	0.243							
61	50	d3-N-MeFOSAA	573.3 > 419	3.15e3	1.33e4	0.243	0.236	5.29	2.95	49.3591	96.1		
62	50	d3-N-MeFOSAA	573.3 > 419	3.15e3	1.33e4	0.243	0.236	5.29	2.95	49.3591	96.1		
63	50	d3-N-MeFOSAA	573.3 > 419	3.15e3	1.33e4	0.243	0.236	5.29	2.95	49.3591	96.1		
64	53	13C2-PFDoA	615.0 > 569.7	1.18e4	9.74e3	0.243	1.21	5.75	15.2	48.3675	94.2		
65	55	13C2-PFTeDA	714.8 > 669.6	1.13e4	1.33e4	0.243	0.846	6.21	10.6	68.5015	133.4		
66	-1												
67	23	L-EtFOSAA	584.1 > 419		3.87e3	0.243							
68	24	Br-ETFOSAA	584.1 > 419		3.87e3	0.243							
69	72	Total N-EtFOSAA	584.1 > 419	0.00e0	3.87e3	0.243			0.000				
70	27	PFDoA	612.9 > 569.0		1.18e4	0.243							
71	73	TCDA	498.3>106.9			0.243							
72	52	d5-N-EtFOSAA	589.3 > 419	3.87e3	1.33e4	0.243	0.291	5.44	3.63	53.9576	105.0		
73	52	d5-N-EtFOSAA	589.3 > 419	3.87e3	1.33e4	0.243	0.291	5.44	3.63	53.9576	105.0		
74	52	d5-N-EtFOSAA	589.3 > 419	3.87e3	1.33e4	0.243	0.291	5.44	3.63	53.9576	105.0		

AD 9/27/2018

Dataset: Z:\Projects\PFAS.PRO\Results\180926M1\180926M1-21.qld

MMM 9/27/2018

Last Altered: Thursday, September 27, 2018 15:29:15 Pacific Daylight Time
Printed: Thursday, September 27, 2018 15:29:30 Pacific Daylight Time

Name: 180926M1_21, Date: 26-Sep-2018, Time: 18:43:58, ID: 1802900-08 PW1809051110GC 0.24336, Description: PW1809051110GC

	#	Name	Trace	Area	IS Area	Wt/Vol	RRF	RT	Response	Conc.	%Rec	Ion Ratio	Ratio Out?
75	53	13C2-PFDoA	615.0 > 569.7	1.18e4	9.74e3	0.243	1.21	5.75	15.2	48.3675	94.2		
76	47	13C8-PFOS	507.0 > 79.9	2.32e3	2.18e3	0.243	1.06	4.85	13.3	51.8718	101.0		
77	-1												
78	60	13C4-PFBA	217. > 172	7.10e3	7.10e3	0.243	1.00	1.39	12.5	51.3642	100.0		
79	61	13C5-PFHxA	318 > 272.9	1.05e4	1.05e4	0.243	1.00	3.18	12.5	51.3642	100.0		
80	62	13C3-PFHxS	401.8 > 79.9	2.25e3	2.25e3	0.243	1.00	3.95	12.5	51.3642	100.0		
81	63	13C8-PFOA	420.9 > 376	1.31e4	1.31e4	0.243	1.00	4.33	12.5	51.3642	100.0		
82	64	13C9-PFNA	472.2 > 426.9	8.87e3	8.87e3	0.243	1.00	4.77	12.5	51.3642	100.0		
83	65	13C4-PFOS	503 > 79.9	2.18e3	2.18e3	0.243	1.00	4.85	12.5	51.3642	100.0		
84	66	13C6-PFDA	519.1 > 473.7	9.74e3	9.74e3	0.243	1.00	5.14	12.5	51.3642	100.0		
85	67	13C7-PFUdA	570.1 > 524.8	1.33e4	1.33e4	0.243	1.00	5.47	12.5	51.3642	100.0		

AD 9/27/2018

Dataset: Z:\Projects\PFAS.PRO\Results\180926M1\180926M1-21.qld

MMM 9/27/2018

Last Altered: Thursday, September 27, 2018 15:29:15 Pacific Daylight Time
Printed: Thursday, September 27, 2018 15:29:30 Pacific Daylight Time

Method: Z:\Projects\PFAS.PRO\MethDB\PFAS_FULL_80C_092618.mdb 27 Sep 2018 08:14:23
Calibration: Z:\Projects\PFAS.PRO\CurveDB\C18_VAL-PFAS_Q4_09-25-18.cdb 26 Sep 2018 10:07:46

Name: 180926M1_21, Date: 26-Sep-2018, Time: 18:43:58, ID: 1802900-08 PW1809051110GC 0.24336, Description: PW1809051110GC

PFBA

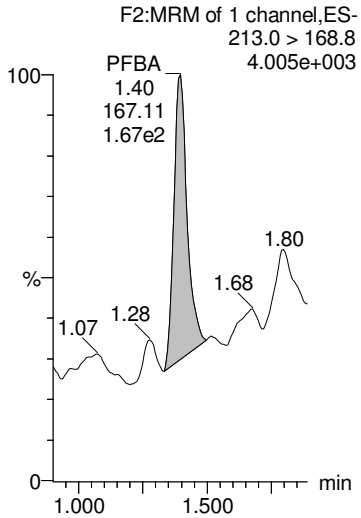

PFPeA

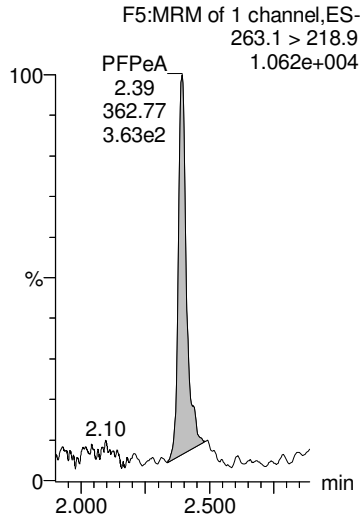

PFBS

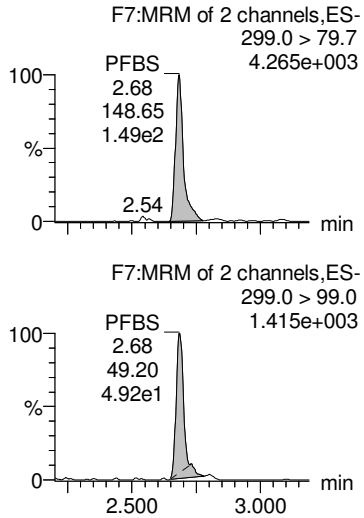

4:2 FTS

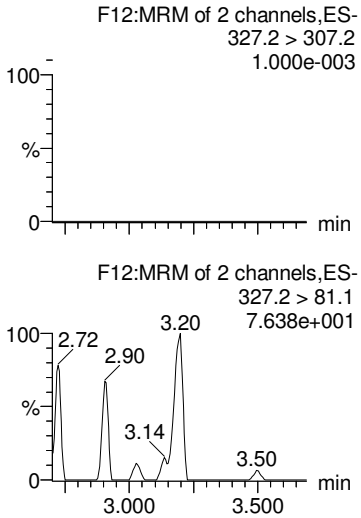

PFHxA

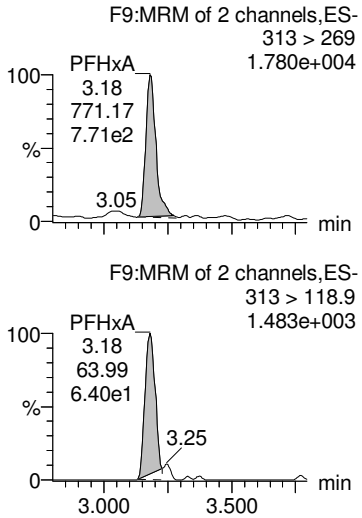

13C3-PFBA

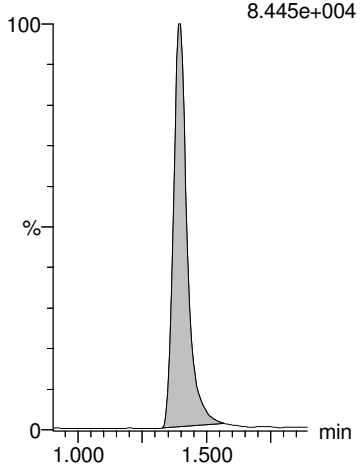

13C3-PFPeA

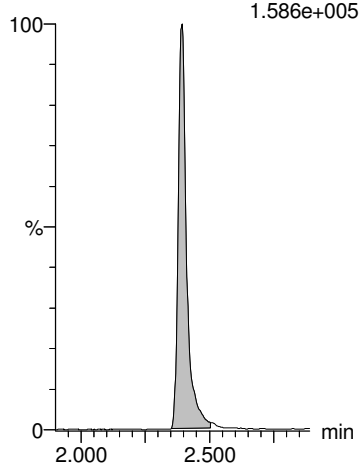

13C3-PFBS

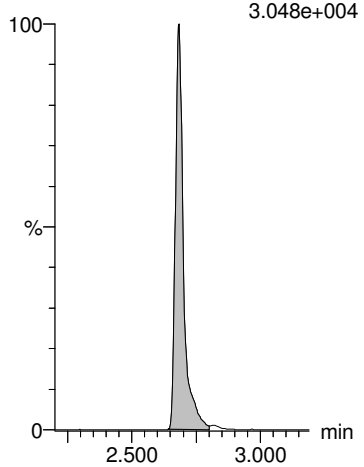

13C2-4:2 FTS

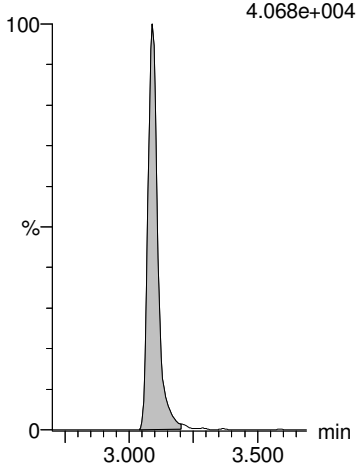

13C2-PFHxA

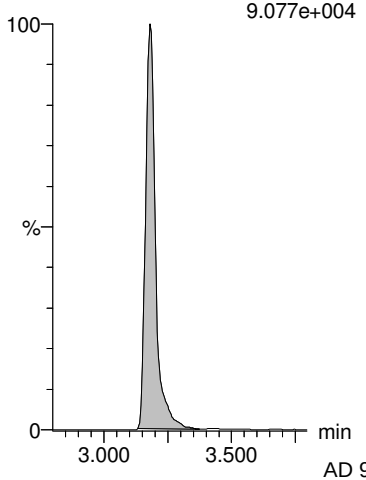

AD 9/27/2018

Dataset: Z:\Projects\PFAS.PRO\Results\180926M1\180926M1-21.qld

MMM 9/27/2018

Last Altered: Thursday, September 27, 2018 15:29:15 Pacific Daylight Time
Printed: Thursday, September 27, 2018 15:29:30 Pacific Daylight Time

Name: 180926M1_21, Date: 26-Sep-2018, Time: 18:43:58, ID: 1802900-08 PW1809051110GC 0.24336, Description: PW1809051110GC

PFHpA

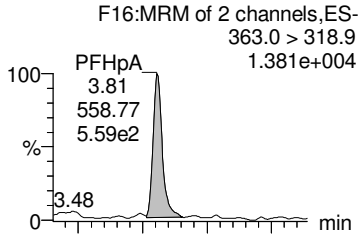

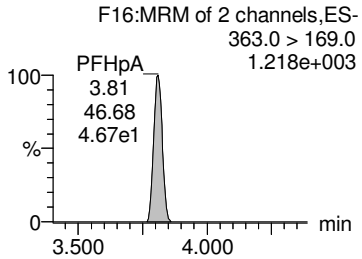

PFPeS

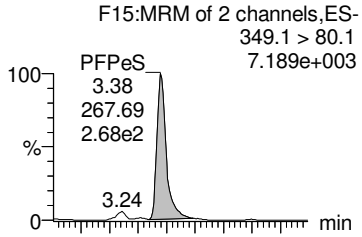

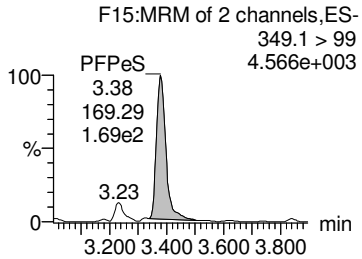

L-PFHxS

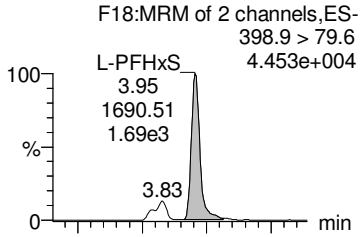

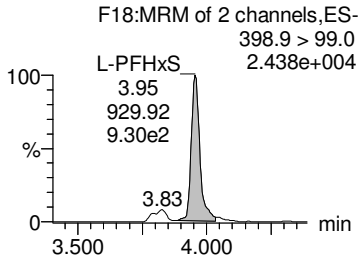

Br-PFHxS

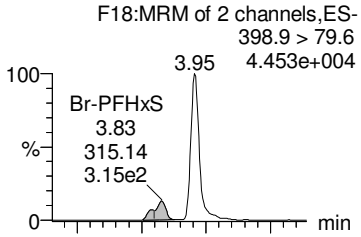

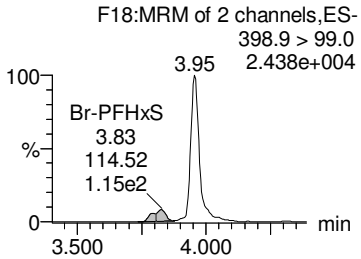

Total PFHxS

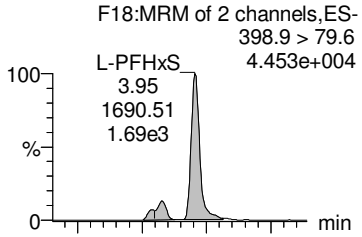

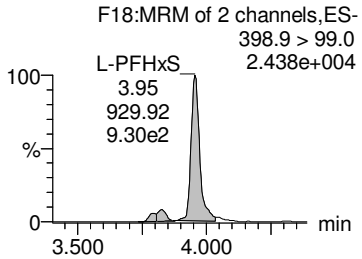

13C4-PFHpA

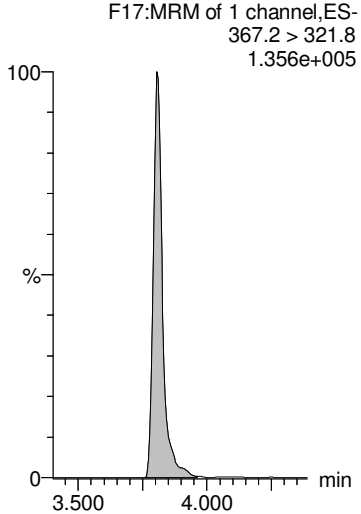

13C3-PFBS

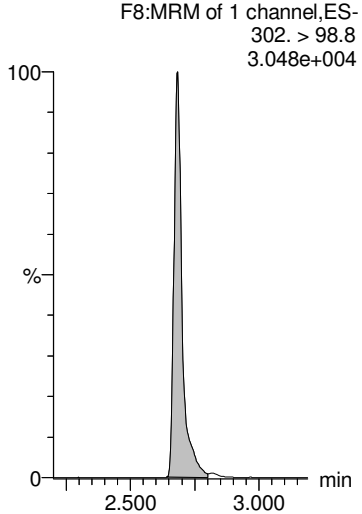

18O2-PFHxS

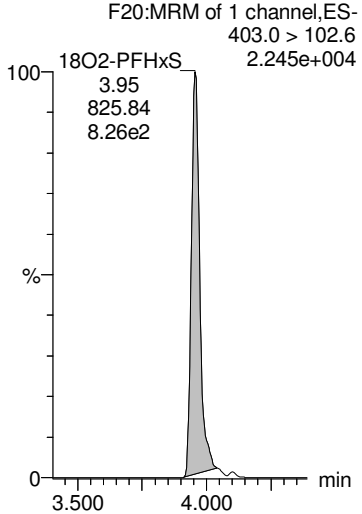

18O2-PFHxS

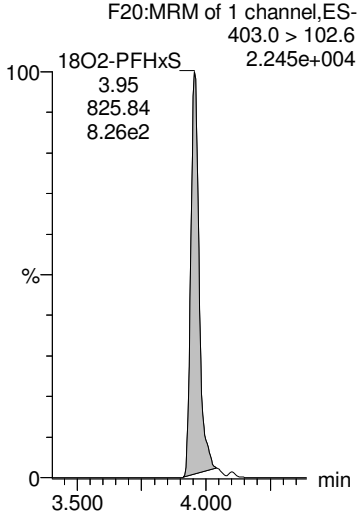

18O2-PFHxS

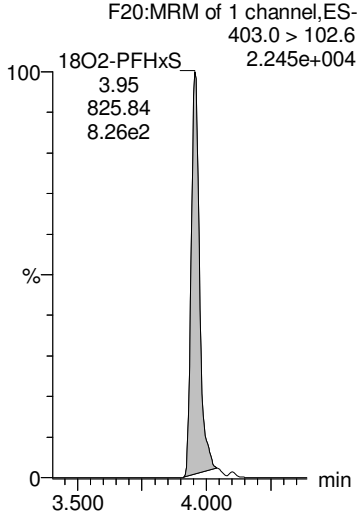

AD 9/27/2018

Dataset: Z:\Projects\PFAS.PRO\Results\180926M1\180926M1-21.qld

MMM 9/27/2018

Last Altered: Thursday, September 27, 2018 15:29:15 Pacific Daylight Time
Printed: Thursday, September 27, 2018 15:29:30 Pacific Daylight Time

Name: 180926M1_21, Date: 26-Sep-2018, Time: 18:43:58, ID: 1802900-08 PW1809051110GC 0.24336, Description: PW1809051110GC

6:2 FTS

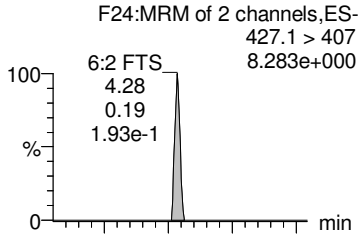

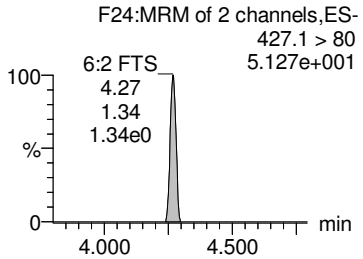

PFHpS

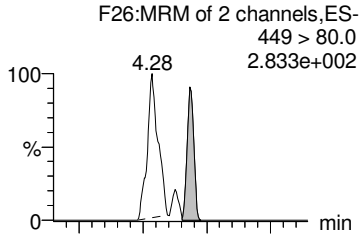

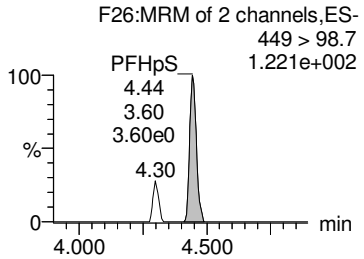

L-PFOA

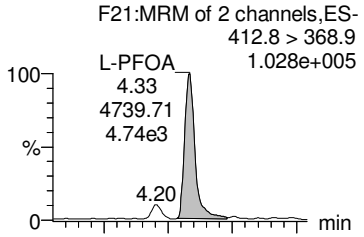

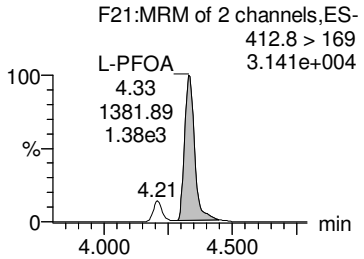

Br-PFOA

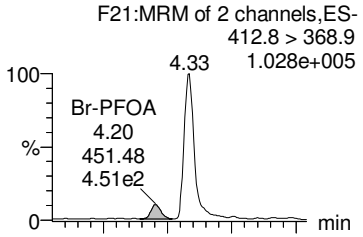

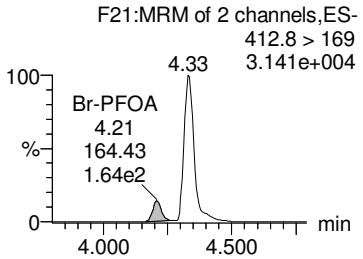

Total PFOA

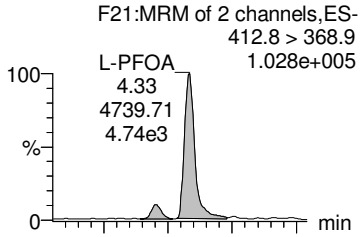

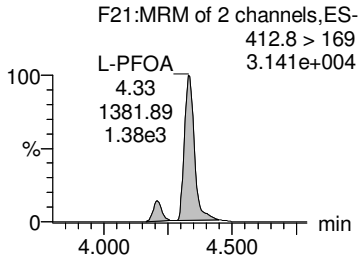

13C2-6:2 FTS

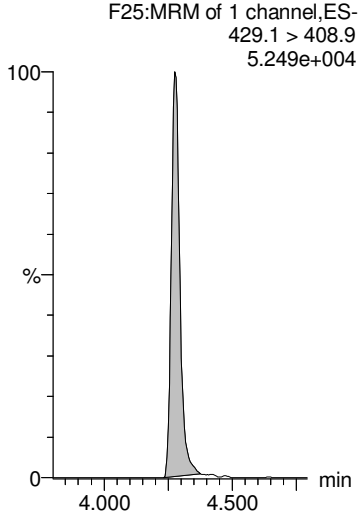

13C2-PFOA

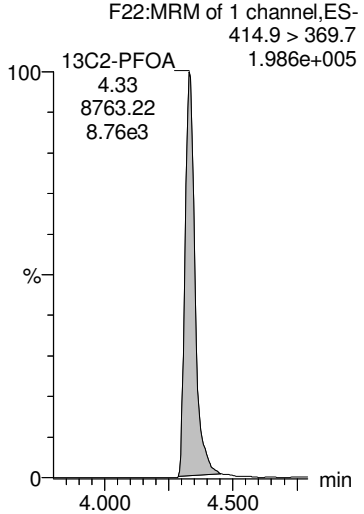

13C2-PFOA

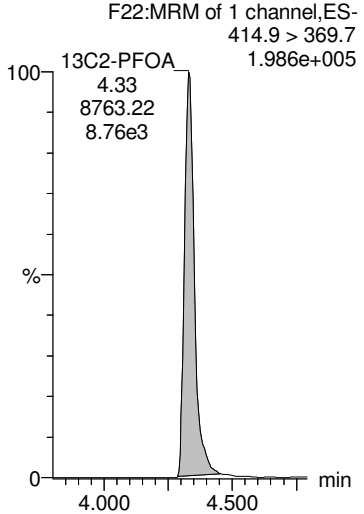

13C2-PFOA

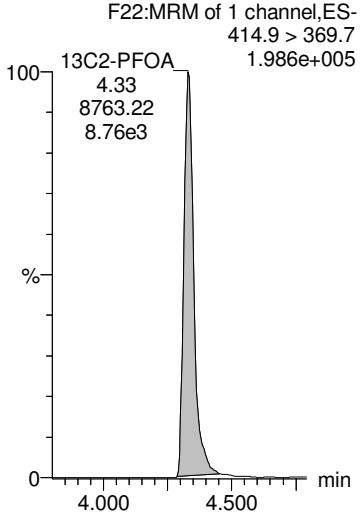

13C2-PFOA

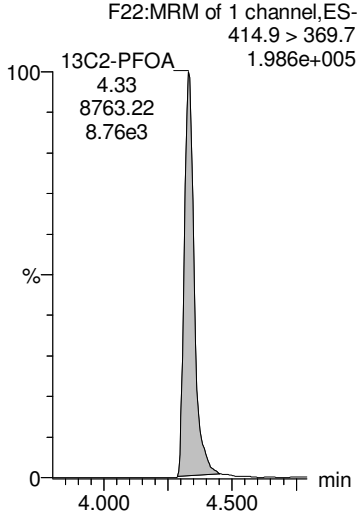

AD 9/27/2018

Dataset: Z:\Projects\PFAS.PRO\Results\180926M1\180926M1-21.qld

MMM 9/27/2018

Last Altered: Thursday, September 27, 2018 15:29:15 Pacific Daylight Time
Printed: Thursday, September 27, 2018 15:29:30 Pacific Daylight Time

Name: 180926M1_21, Date: 26-Sep-2018, Time: 18:43:58, ID: 1802900-08 PW1809051110GC 0.24336, Description: PW1809051110GC

PFNA

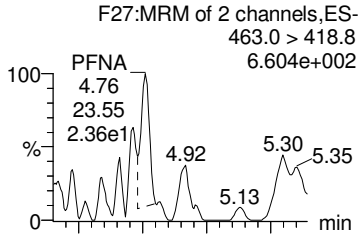

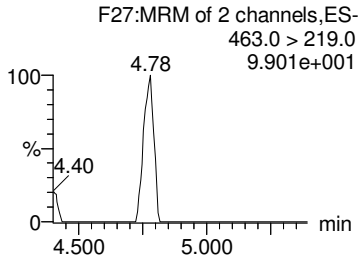

PFOSA

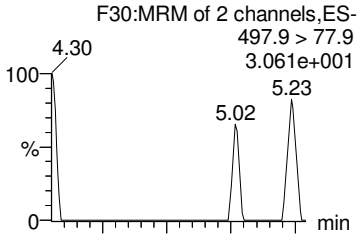

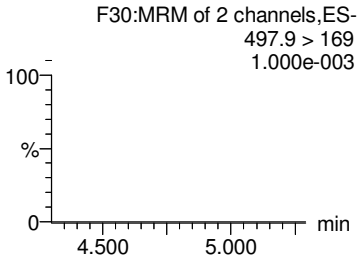

L-PFOS

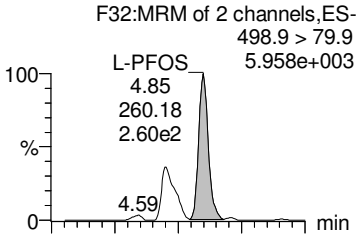

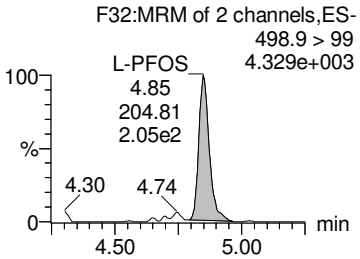

Br-PFOS

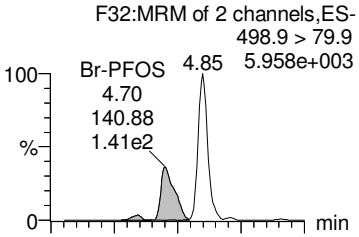

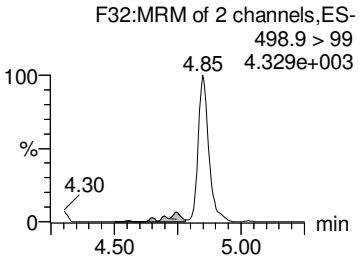

Total PFOS

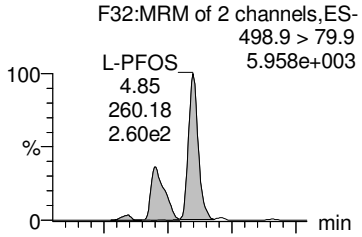

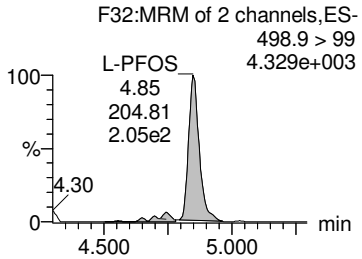

13C5-PFNA

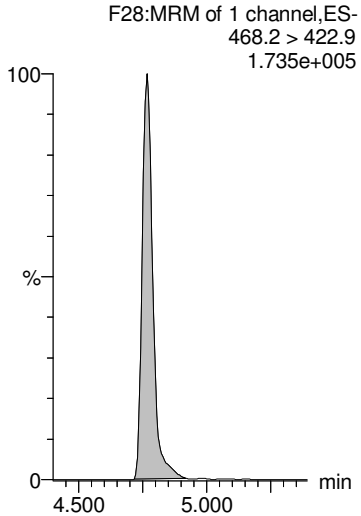

13C8-PFOSA

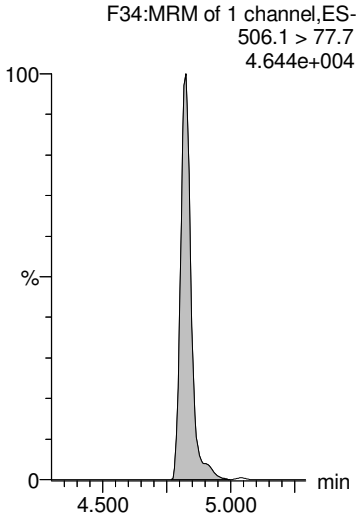

13C8-PFOS

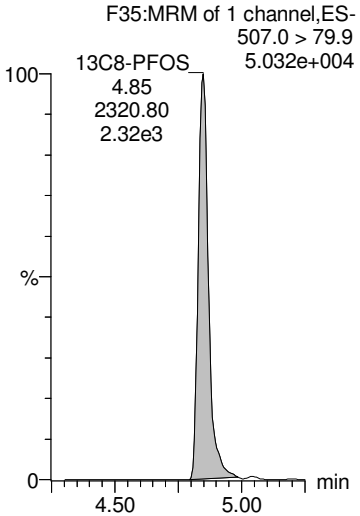

13C8-PFOS

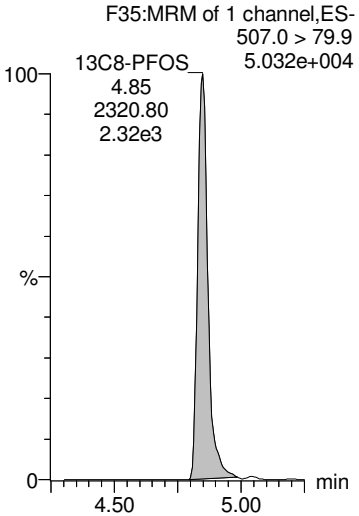

13C8-PFOS

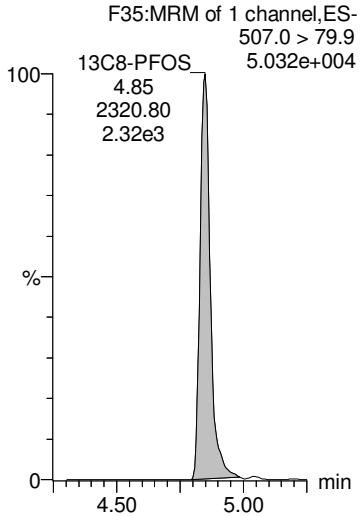

AD 9/27/2018

Dataset: Z:\Projects\PFAS.PRO\Results\180926M1\180926M1-21.qld

MMM 9/27/2018

Last Altered: Thursday, September 27, 2018 15:29:15 Pacific Daylight Time
Printed: Thursday, September 27, 2018 15:29:30 Pacific Daylight Time

Name: 180926M1_21, Date: 26-Sep-2018, Time: 18:43:58, ID: 1802900-08 PW1809051110GC 0.24336, Description: PW1809051110GC

PFDA

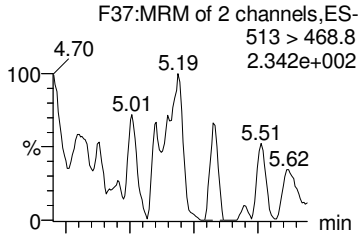

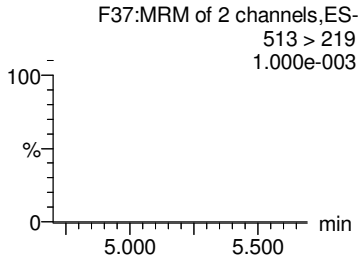

8:2 FTS

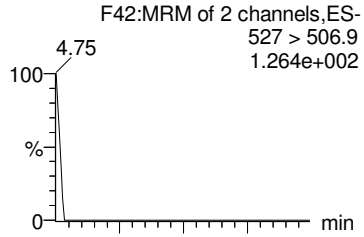

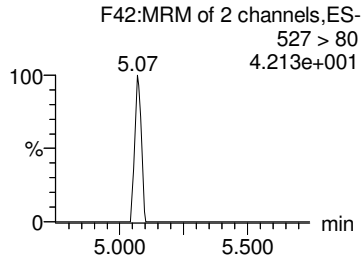

PFNS

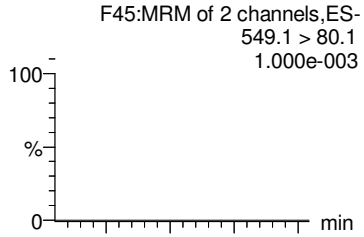

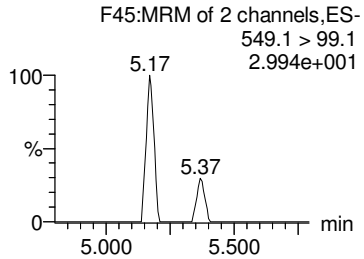

PFDS

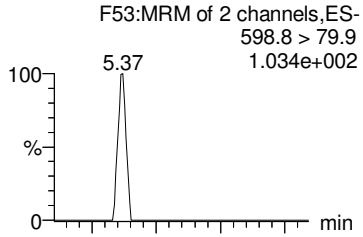

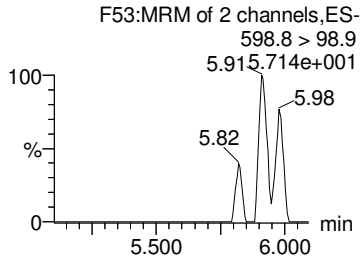

PFUdA

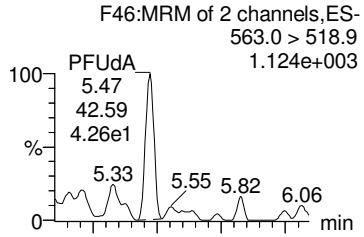

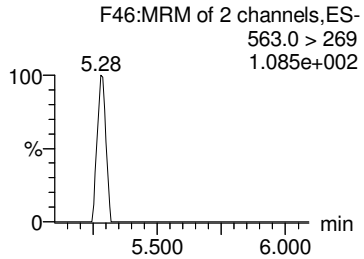

13C2-PFDA

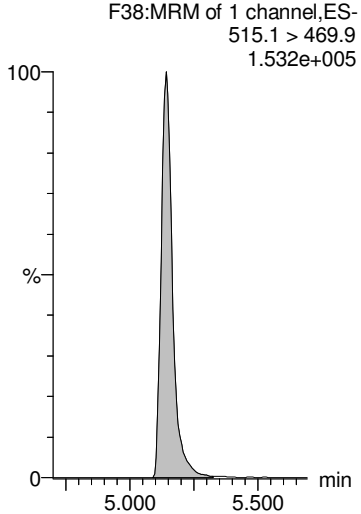

13C2-8:2 FTS

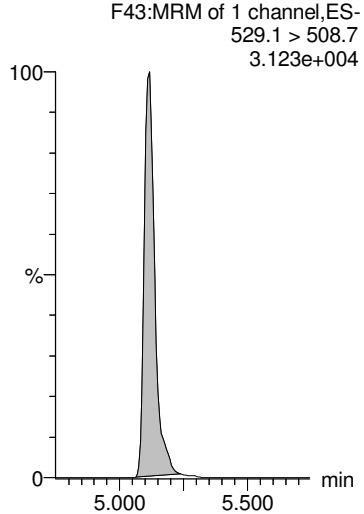

13C8-PFOS

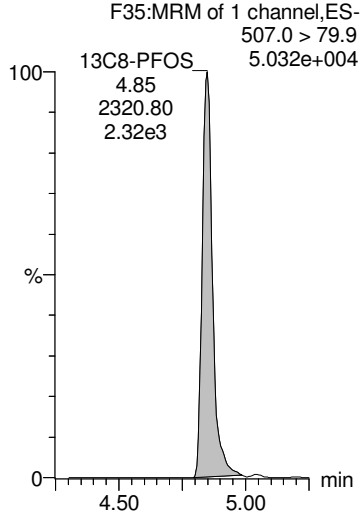

13C8-PFOS

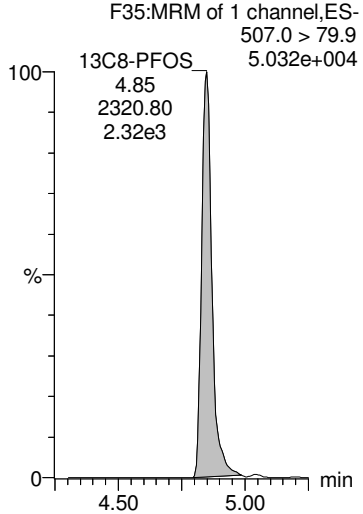

13C2-PFUdA

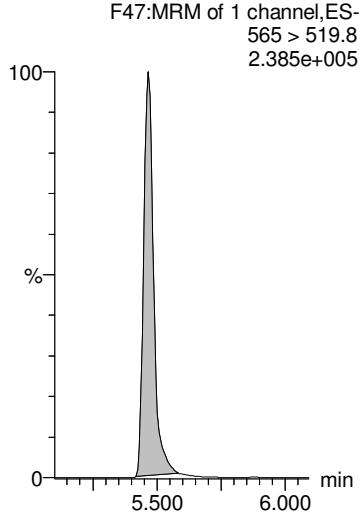

AD 9/27/2018

Dataset: Z:\Projects\PFAS.PRO\Results\180926M1\180926M1-21.qld

MMM 9/27/2018

Last Altered: Thursday, September 27, 2018 15:29:15 Pacific Daylight Time
Printed: Thursday, September 27, 2018 15:29:30 Pacific Daylight Time

Name: 180926M1_21, Date: 26-Sep-2018, Time: 18:43:58, ID: 1802900-08 PW1809051110GC 0.24336, Description: PW1809051110GC

L-MeFOSAA

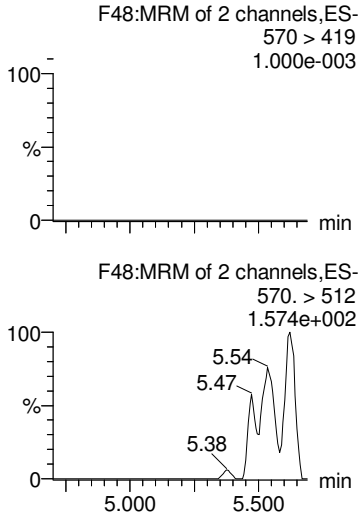

Br-MeFOSAA

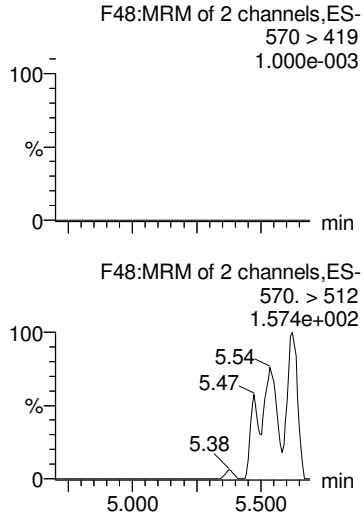

Total N-MeFOSAA

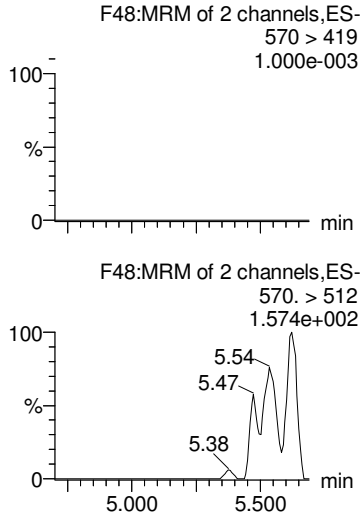

PFTrDA

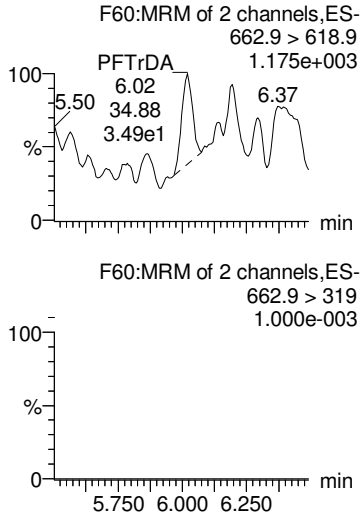

PFTeDA

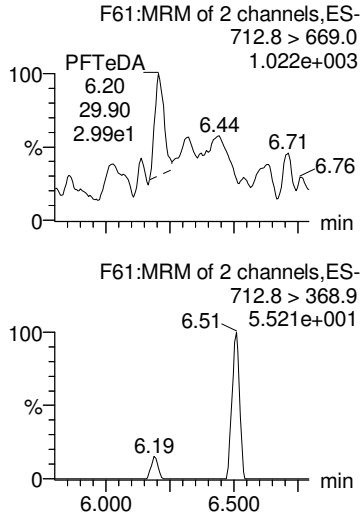

d3-N-MeFOSAA

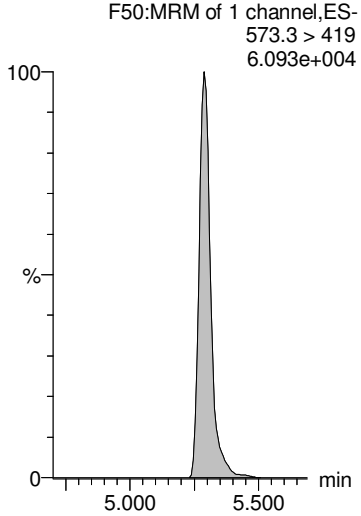

d3-N-MeFOSAA

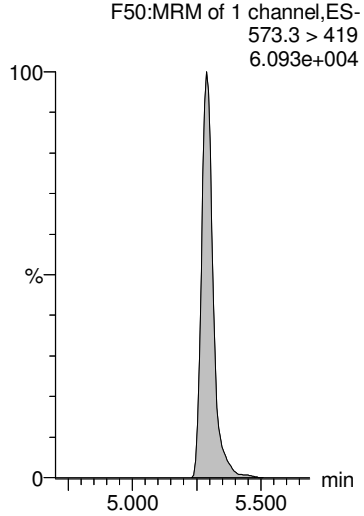

d3-N-MeFOSAA

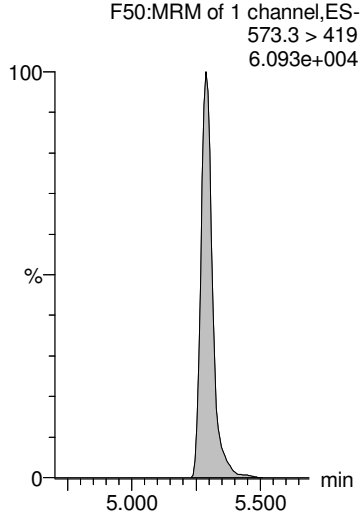

13C2-PFDoA

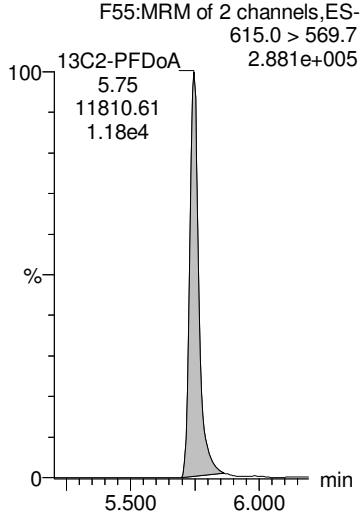

13C2-PFTeDA

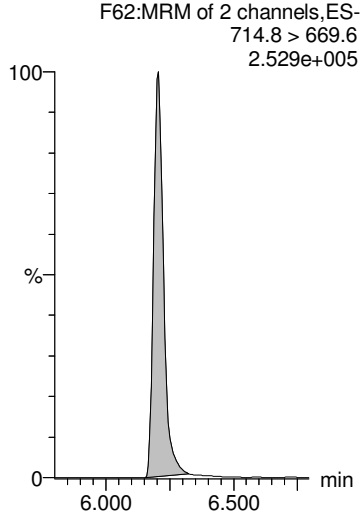

AD 9/27/2018

Dataset: Z:\Projects\PFAS.PRO\Results\180926M1\180926M1-21.qld

MMM 9/27/2018

Last Altered: Thursday, September 27, 2018 15:29:15 Pacific Daylight Time
Printed: Thursday, September 27, 2018 15:29:30 Pacific Daylight Time

Name: 180926M1_21, Date: 26-Sep-2018, Time: 18:43:58, ID: 1802900-08 PW1809051110GC 0.24336, Description: PW1809051110GC

L-EtFOSAA

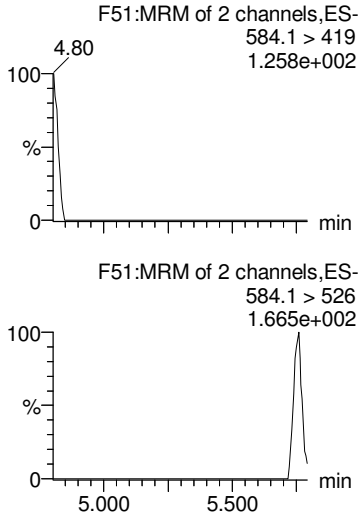

Br-ETFOSAA

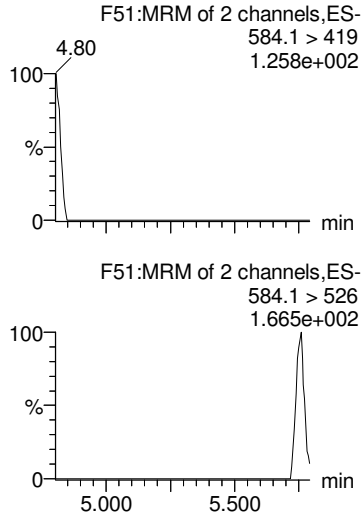

Total N-EtFOSAA

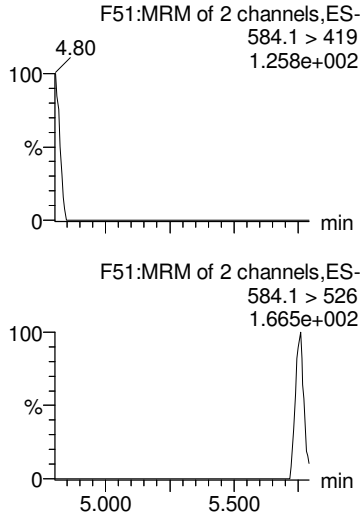

PFDoA

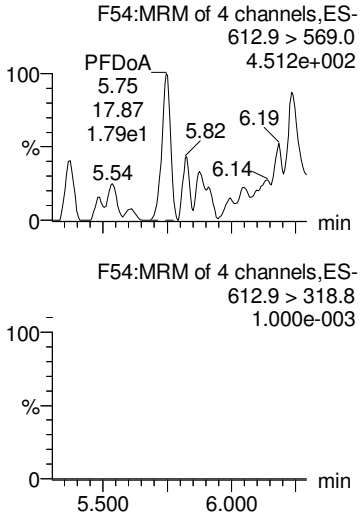

TCDA

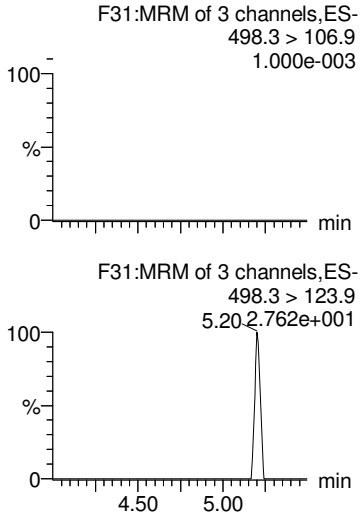

d5-N-EtFOSAA

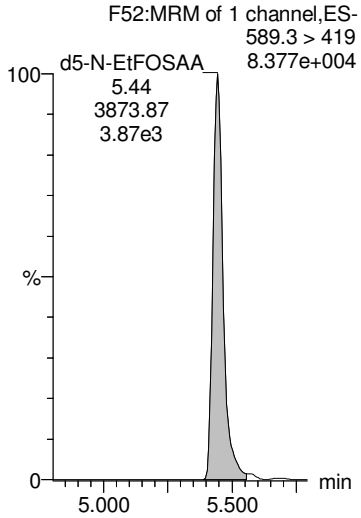

d5-N-EtFOSAA

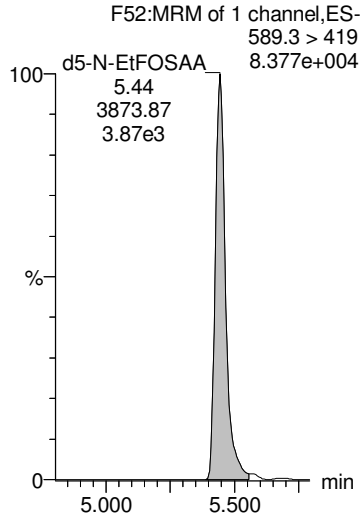

d5-N-EtFOSAA

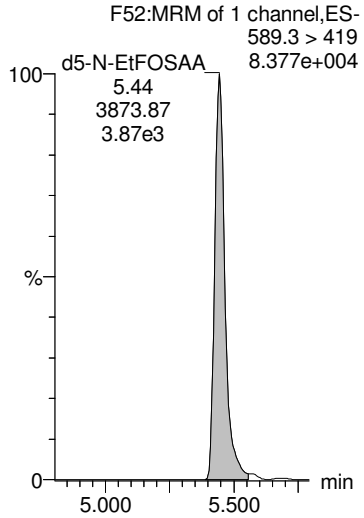

13C2-PFDoA

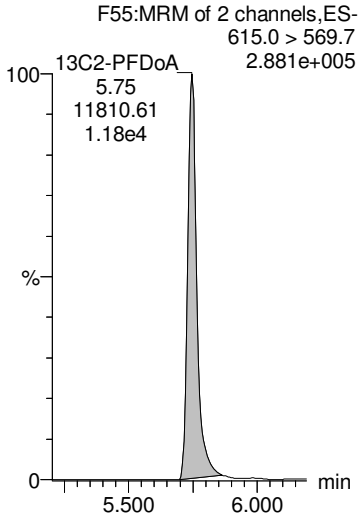

13C8-PFOS

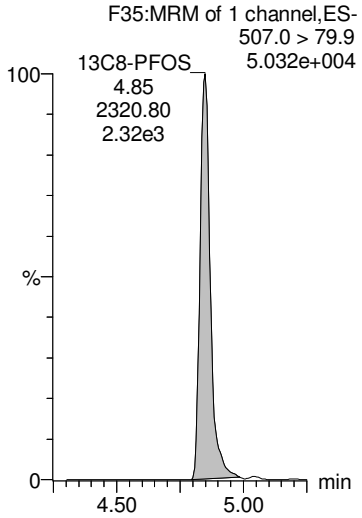

AD 9/27/2018

Dataset: Z:\Projects\PFAS.PRO\Results\180926M1\180926M1-21.qld

MMM 9/27/2018

Last Altered: Thursday, September 27, 2018 15:29:15 Pacific Daylight Time
Printed: Thursday, September 27, 2018 15:29:30 Pacific Daylight Time

Name: 180926M1_21, Date: 26-Sep-2018, Time: 18:43:58, ID: 1802900-08 PW1809051110GC 0.24336, Description: PW1809051110GC

13C4-PFBA

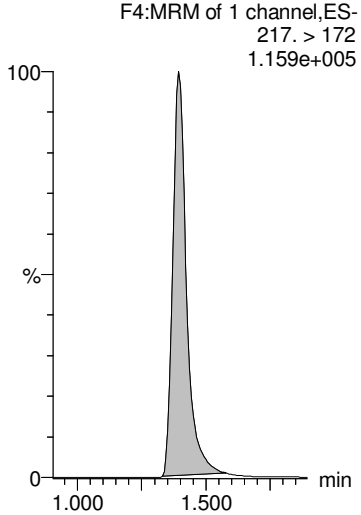

13C5-PFHxA

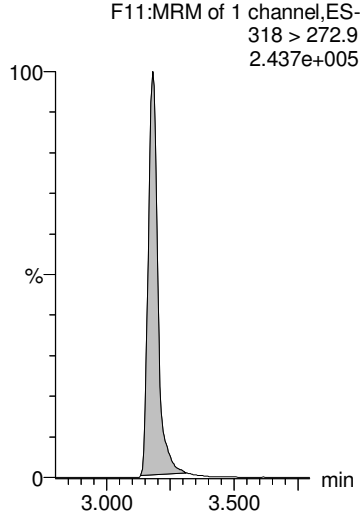

13C3-PFHxS

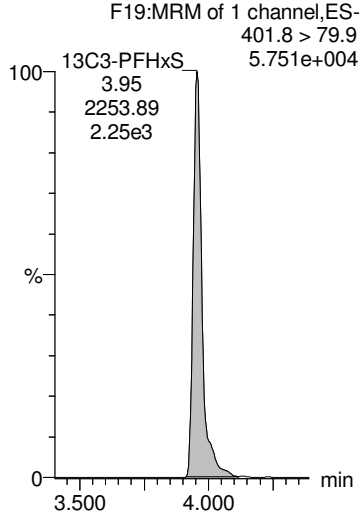

13C8-PFOA

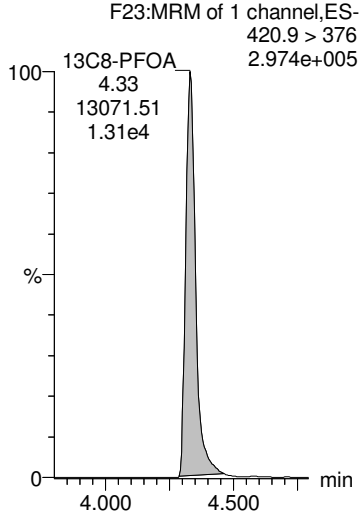

13C9-PFNA

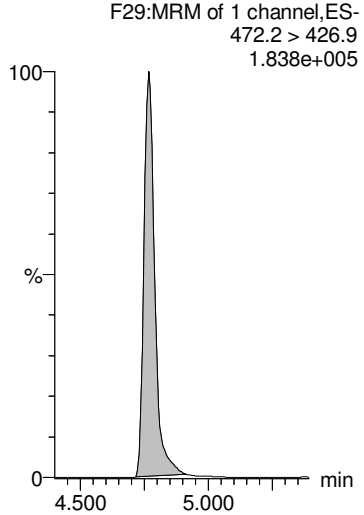

13C4-PFOS

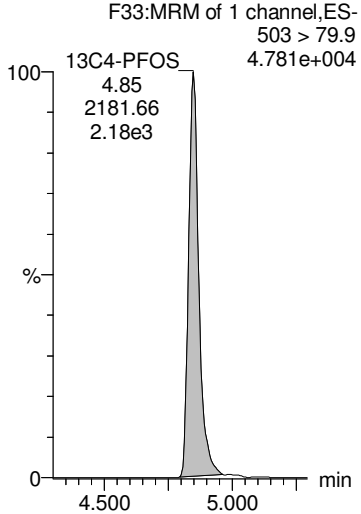

13C6-PFDA

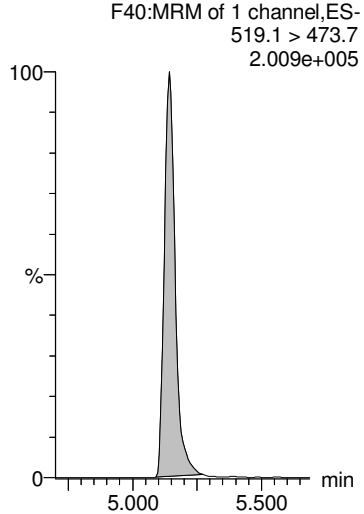

13C7-PFUdA

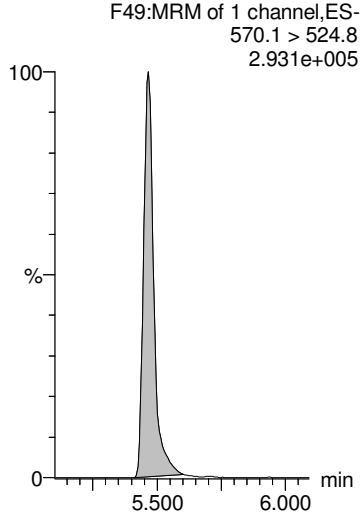

AD 9/27/2018

Dataset: Z:\Projects\PFAS.PRO\Results\180926M1\180926M1-22.qld

MMM 9/27/2018

Last Altered: Thursday, September 27, 2018 15:32:05 Pacific Daylight Time
Printed: Thursday, September 27, 2018 15:32:25 Pacific Daylight Time

Name: 180926M1_22, Date: 26-Sep-2018, Time: 18:54:31, ID: 1802900-09 PW1809051200GC 0.21508, Description: PW1809051200GC

	#	Name	Trace	Area	IS Area	Wt/Vol	RRF	RT	Response	Conc.	%Rec	Ion Ratio	Ratio Out?
1	1	PFBA	213.0 > 168.8	1.04e3	2.48e3	0.215	0.000	1.40	5.24	21.4248			
2	2	PFPeA	263.1 > 218.9	1.43e3	2.97e3	0.215	0.000	2.39	6.00	27.5333			
3	3	PFBS	299.0 > 79.7	1.57e2	5.76e2	0.215	0.000	2.68	3.40	8.6235		2.51	NO
4	4	4:2 FTS	327.2>307.2		1.01e3	0.215							
5	5	PFHxA	313 > 269	2.44e3	2.27e3	0.215	0.000	3.18	5.38	25.9095		14.6	NO
6	36	13C3-PFBA	216.1 > 171.8	2.48e3	5.11e3	0.215	0.485	1.40	6.06	38.0982	65.6		
7	37	13C3-PFPeA	266. > 221.8	2.97e3	7.11e3	0.215	0.418	2.39	5.23	44.2748	76.2		
8	38	13C3-PFBS	302. > 98.8	5.76e2	1.97e3	0.215	0.292	2.68	3.65	32.5119	55.9		
9	39	13C2-4:2 FTS	329.2>308.9	1.01e3	1.97e3	0.215	0.512	3.09	6.40	34.5127	59.4		
10	40	13C2-PFHxA	315 > 270	2.27e3	7.11e3	0.215	0.798	3.18	3.99	18.5948	80.0		
11	-1												
12	7	PFHpA	363.0 > 318.9	5.37e2	2.94e3	0.215	0.000	3.81	2.28	9.0205		20.1	YES
13	6	PFPeS	349.1>80.1	3.89e1	5.76e2	0.215	0.000	3.38	0.843	2.8276		1.19	NO
14	8	L-PFHxS	398.9 > 79.6	2.89e2	5.05e2	0.215	0.000	3.95	7.16	18.6376		1.99	NO
15	9	Br-PFHxS	398.9 > 79.6	5.14e1	5.05e2	0.215	0.000	3.83	1.27	3.3117		2.01	YES
16	68	Total PFHxS	398.9 > 79.6	3.41e2	5.05e2	0.215			8.43	21.9493			
17	41	13C4-PFHpA	367.2 > 321.8	2.94e3	7.11e3	0.215	0.414	3.81	5.17	45.5853	78.4		
18	38	13C3-PFBS	302. > 98.8	5.76e2	1.97e3	0.215	0.292	2.68	3.65	32.5119	55.9		
19	42	18O2-PFHxS	403.0 > 102.6	5.05e2	1.97e3	0.215	0.256	3.95	3.20	34.0780	58.6		
20	42	18O2-PFHxS	403.0 > 102.6	5.05e2	1.97e3	0.215	0.256	3.95	3.20	34.0780	58.6		
21	42	18O2-PFHxS	403.0 > 102.6	5.05e2	1.97e3	0.215	0.256	3.95	3.20	34.0780	58.6		
22	-1												
23	10	6:2 FTS	427.1 > 407	2.57e2	1.15e3	0.215	0.000	4.28	2.79	8.9337		3.51	NO
24	13	PFHpS	449 > 80.0	8.61e0	1.49e3	0.215	0.000	4.44	0.0724	0.7609		3.60	YES
25	11	L-PFOA	412.8 > 368.9	8.54e2	4.86e3	0.215	0.000	4.33	2.20	5.7868		2.97	NO
26	12	Br-PFOA	412.8 > 368.9	1.14e2	4.86e3	0.215	0.000	4.21	0.293	0.5897		8.46	NO
27	69	Total PFOA	412.8 > 368.9	9.67e2	4.86e3	0.215			2.49	6.3764			
28	43	13C2-6:2 FTS	429.1 > 408.9	1.15e3	1.91e3	0.215	0.603	4.28	7.54	38.3533	66.0		
29	44	13C2-PFOA	414.9 > 369.7	4.86e3	9.23e3	0.215	0.527	4.33	6.58	54.1375	93.2		
30	44	13C2-PFOA	414.9 > 369.7	4.86e3	9.23e3	0.215	0.527	4.33	6.58	54.1375	93.2		
31	44	13C2-PFOA	414.9 > 369.7	4.86e3	9.23e3	0.215	0.527	4.33	6.58	54.1375	93.2		
32	44	13C2-PFOA	414.9 > 369.7	4.86e3	9.23e3	0.215	0.527	4.33	6.58	54.1375	93.2		
33	-1												
34	14	PFNA	463.0 > 418.8	7.44e1	4.27e3	0.215	0.000	4.77	0.218	0.9560		3.92	NO
35	15	PFOSA	497.9 > 77.9		1.71e3	0.215							
36	16	L-PFOS	498.9 > 79.9	2.84e2	1.49e3	0.215	0.000	4.85	2.39	11.3302		2.18	NO
37	17	Br-PFOS	498.9 > 79.9	1.98e2	1.49e3	0.215	0.000	4.70	1.66	7.9493		2.25	NO

AD 9/27/2018

Dataset: Z:\Projects\PFAS.PRO\Results\180926M1\180926M1-22.qld

MMM 9/27/2018

Last Altered: Thursday, September 27, 2018 15:32:05 Pacific Daylight Time
Printed: Thursday, September 27, 2018 15:32:25 Pacific Daylight Time

Name: 180926M1_22, Date: 26-Sep-2018, Time: 18:54:31, ID: 1802900-09 PW1809051200GC 0.21508, Description: PW1809051200GC

	#	Name	Trace	Area	IS Area	Wt/Vol	RRF	RT	Response	Conc.	%Rec	Ion Ratio	Ratio Out?
38	70	Total PFOS	498.9 > 79.9	4.82e2	1.49e3	0.215			4.05	19.2795			
39	45	13C5-PFNA	468.2 > 422.9	4.27e3	5.91e3	0.215	0.722	4.77	9.03	42.4185	73.0		
40	46	13C8-PFOSA	506.1 > 77.7	1.71e3	8.83e3	0.215	0.193	4.82	2.42	53.5396	92.1		
41	47	13C8-PFOS	507.0 > 79.9	1.49e3	1.91e3	0.215	0.779	4.85	9.74	42.9969	74.0		
42	47	13C8-PFOS	507.0 > 79.9	1.49e3	1.91e3	0.215	0.779	4.85	9.74	42.9969	74.0		
43	47	13C8-PFOS	507.0 > 79.9	1.49e3	1.91e3	0.215	0.779	4.85	9.74	42.9969	74.0		
44	-1												
45	18	PFDA	513 > 468.8		3.97e3	0.215							
46	19	8:2 FTS	527 > 506.9		9.39e2	0.215							
47	20	PFNS	549.1 > 80.1		1.49e3	0.215							
48	26	PFDS	598.8 > 79.9		1.49e3	0.215							
49	25	PFUdA	563.0 > 518.9		5.67e3	0.215							
50	48	13C2-PFDA	515.1 > 469.9	3.97e3	6.73e3	0.215	0.589	5.14	7.36	32.0438	55.1		
51	49	13C2-8:2 FTS	529.1 > 508.7	9.39e2	1.91e3	0.215	0.492	5.11	6.15	39.2342	67.5		
52	47	13C8-PFOS	507.0 > 79.9	1.49e3	1.91e3	0.215	0.779	4.85	9.74	42.9969	74.0		
53	47	13C8-PFOS	507.0 > 79.9	1.49e3	1.91e3	0.215	0.779	4.85	9.74	42.9969	74.0		
54	51	13C2-PFUdA	565 > 519.8	5.67e3	8.83e3	0.215	0.642	5.46	8.03	38.6275	66.5		
55	-1												
56	21	L-MeFOSAA	570 > 419		2.26e3	0.215							
57	22	Br-MeFOSAA	570. > 419		2.26e3	0.215							
58	71	Total N-MeFOSAA	570. > 419	0.00e0	2.26e3	0.215			0.000				
59	29	PFTrDA	662.9 > 618.9		6.31e3	0.215							
60	30	PFTeDA	712.8 > 669.0		7.20e3	0.215							
61	50	d3-N-MeFOSAA	573.3 > 419	2.26e3	8.83e3	0.215	0.256	5.29	3.19	60.4698	104.0		
62	50	d3-N-MeFOSAA	573.3 > 419	2.26e3	8.83e3	0.215	0.256	5.29	3.19	60.4698	104.0		
63	50	d3-N-MeFOSAA	573.3 > 419	2.26e3	8.83e3	0.215	0.256	5.29	3.19	60.4698	104.0		
64	53	13C2-PFDoA	615.0 > 569.7	6.31e3	6.73e3	0.215	0.938	5.75	11.7	42.3222	72.8		
65	55	13C2-PFTeDA	714.8 > 669.6	7.20e3	8.83e3	0.215	0.815	6.20	10.2	74.7472	128.6		
66	-1												
67	23	L-EtFOSAA	584.1 > 419		2.89e3	0.215							
68	24	Br-ETFOSAA	584.1 > 419		2.89e3	0.215							
69	72	Total N-EtFOSAA	584.1 > 419	0.00e0	2.89e3	0.215			0.000				
70	27	PFDoA	612.9 > 569.0		6.31e3	0.215							
71	73	TCDA	498.3>106.9			0.215							
72	52	d5-N-EtFOSAA	589.3 > 419	2.89e3	8.83e3	0.215	0.328	5.44	4.10	68.8604	118.5		
73	52	d5-N-EtFOSAA	589.3 > 419	2.89e3	8.83e3	0.215	0.328	5.44	4.10	68.8604	118.5		
74	52	d5-N-EtFOSAA	589.3 > 419	2.89e3	8.83e3	0.215	0.328	5.44	4.10	68.8604	118.5		

AD 9/27/2018

Dataset: Z:\Projects\PFAS.PRO\Results\180926M1\180926M1-22.qld

MMM 9/27/2018

Last Altered: Thursday, September 27, 2018 15:32:05 Pacific Daylight Time
Printed: Thursday, September 27, 2018 15:32:25 Pacific Daylight Time

Name: 180926M1_22, Date: 26-Sep-2018, Time: 18:54:31, ID: 1802900-09 PW1809051200GC 0.21508, Description: PW1809051200GC

	#	Name	Trace	Area	IS Area	Wt/Vol	RRF	RT	Response	Conc.	%Rec	Ion Ratio	Ratio Out?
75	53	13C2-PFDoA	615.0 > 569.7	6.31e3	6.73e3	0.215	0.938	5.75	11.7	42.3222	72.8		
76	47	13C8-PFOS	507.0 > 79.9	1.49e3	1.91e3	0.215	0.779	4.85	9.74	42.9969	74.0		
77	-1												
78	60	13C4-PFBA	217. > 172	5.11e3	5.11e3	0.215	1.00	1.39	12.5	58.1179	100.0		
79	61	13C5-PFHxA	318 > 272.9	7.11e3	7.11e3	0.215	1.00	3.18	12.5	58.1179	100.0		
80	62	13C3-PFHxS	401.8 > 79.9	1.97e3	1.97e3	0.215	1.00	3.95	12.5	58.1179	100.0		
81	63	13C8-PFOA	420.9 > 376	9.23e3	9.23e3	0.215	1.00	4.33	12.5	58.1179	100.0		
82	64	13C9-PFNA	472.2 > 426.9	5.91e3	5.91e3	0.215	1.00	4.77	12.5	58.1179	100.0		
83	65	13C4-PFOS	503 > 79.9	1.91e3	1.91e3	0.215	1.00	4.85	12.5	58.1179	100.0		
84	66	13C6-PFDA	519.1 > 473.7	6.73e3	6.73e3	0.215	1.00	5.14	12.5	58.1179	100.0		
85	67	13C7-PFUdA	570.1 > 524.8	8.83e3	8.83e3	0.215	1.00	5.47	12.5	58.1179	100.0		

AD 9/27/2018

Dataset: Z:\Projects\PFAS.PRO\Results\180926M1\180926M1-22.qld

MMM 9/27/2018

Last Altered: Thursday, September 27, 2018 15:32:05 Pacific Daylight Time
Printed: Thursday, September 27, 2018 15:32:25 Pacific Daylight Time

Method: Z:\Projects\PFAS.PRO\MethDB\PFAS_FULL_80C_092618.mdb 27 Sep 2018 08:14:23
Calibration: Z:\Projects\PFAS.PRO\CurveDB\C18_VAL-PFAS_Q4_09-25-18.cdb 26 Sep 2018 10:07:46

Name: 180926M1_22, Date: 26-Sep-2018, Time: 18:54:31, ID: 1802900-09 PW1809051200GC 0.21508, Description: PW1809051200GC

PFBA

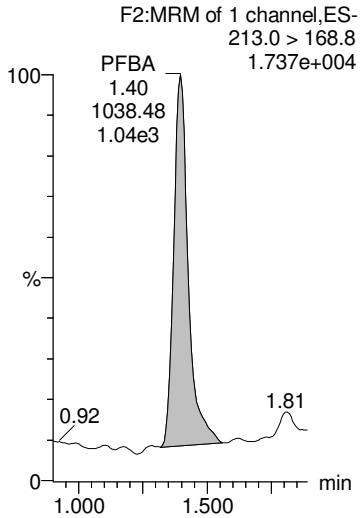

PFPeA

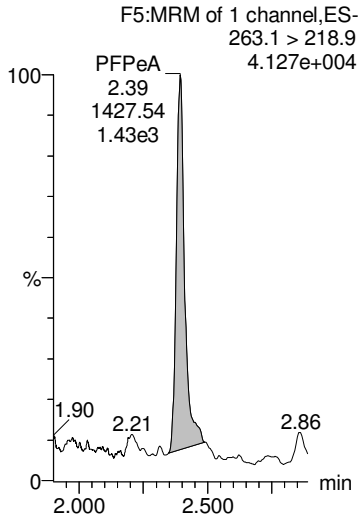

PFBS

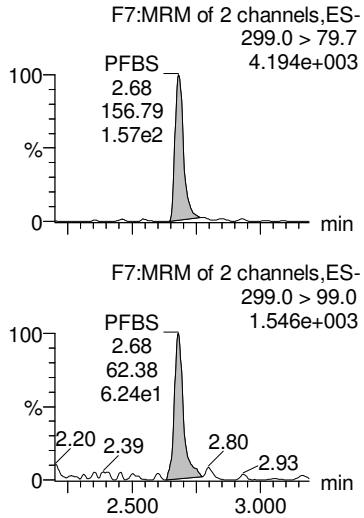

4:2 FTS

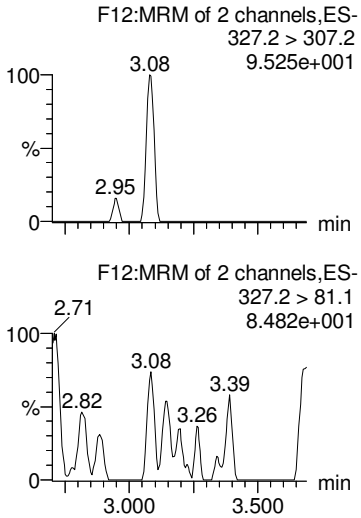

PFHxA

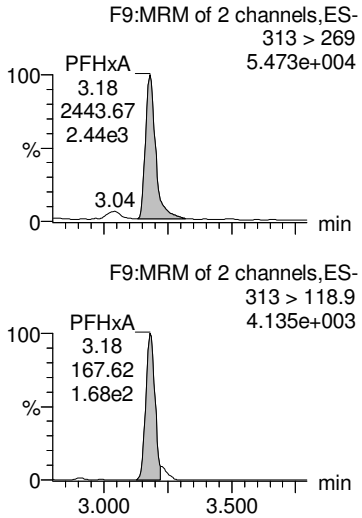

13C3-PFBA

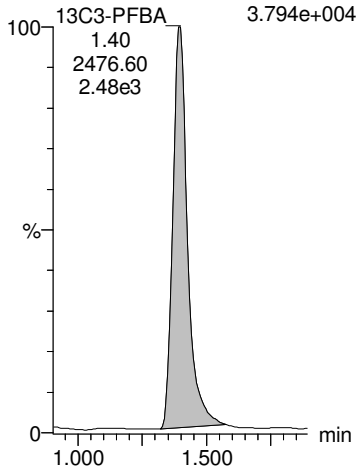

13C3-PFPeA

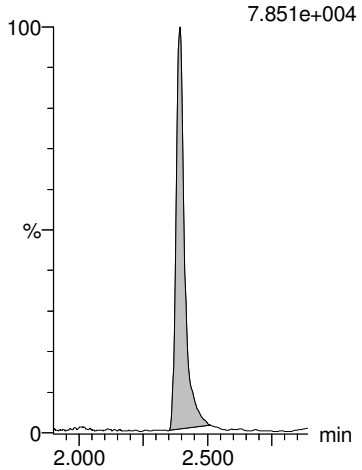

13C3-PFBS

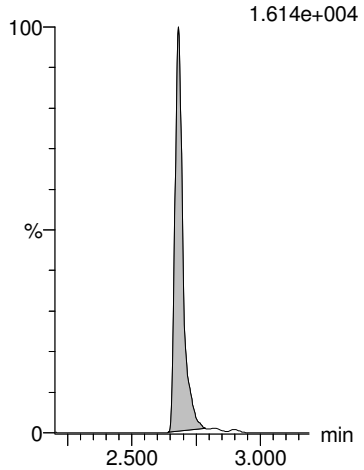

13C2-4:2 FTS

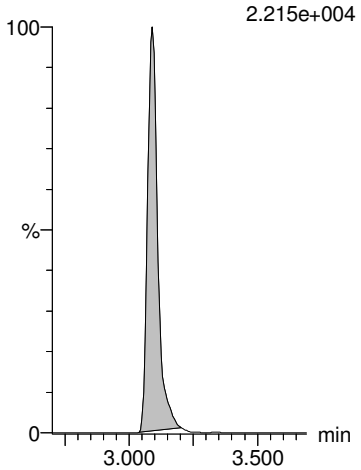

13C2-PFHxA

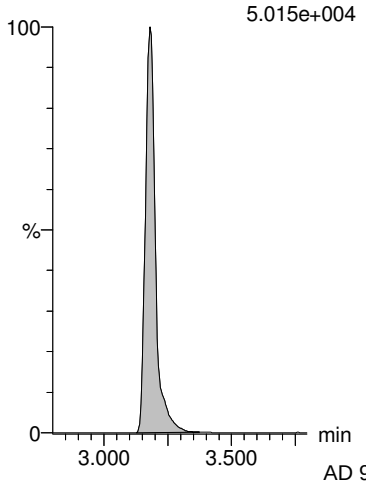

AD 9/27/2018

Dataset: Z:\Projects\PFAS.PRO\Results\180926M1\180926M1-22.qld

MMM 9/27/2018

Last Altered: Thursday, September 27, 2018 15:32:05 Pacific Daylight Time
Printed: Thursday, September 27, 2018 15:32:25 Pacific Daylight Time

Name: 180926M1_22, Date: 26-Sep-2018, Time: 18:54:31, ID: 1802900-09 PW1809051200GC 0.21508, Description: PW1809051200GC

PFHpA

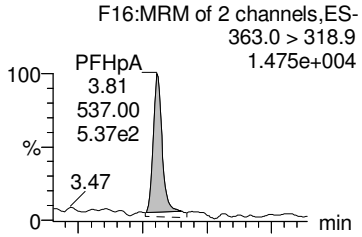

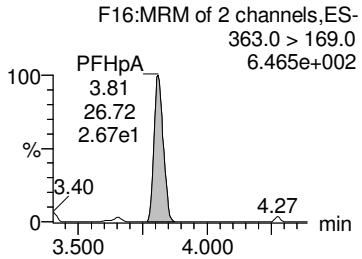

PFPeS

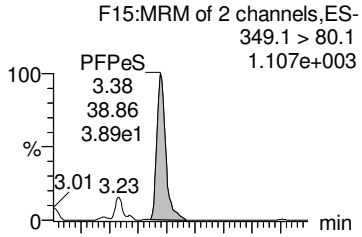

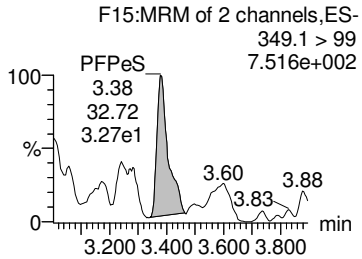

L-PFHxS

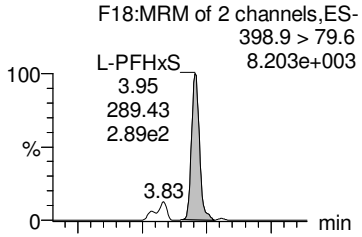

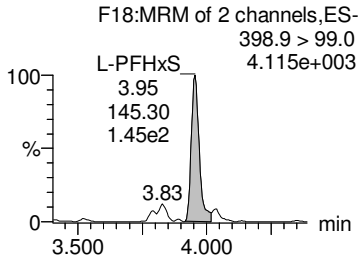

Br-PFHxS

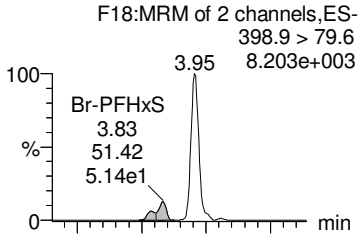

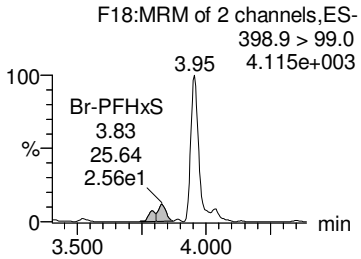

Total PFHxS

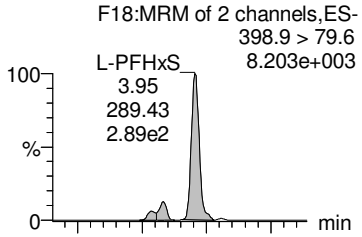

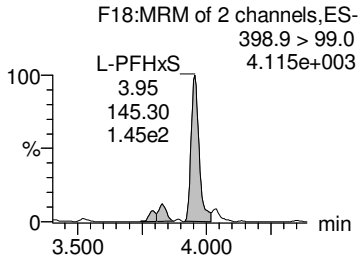

13C4-PFHpA

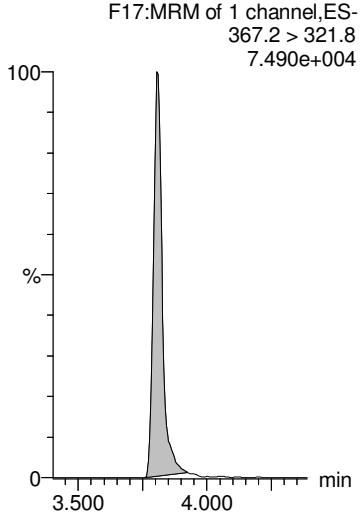

13C3-PFBS

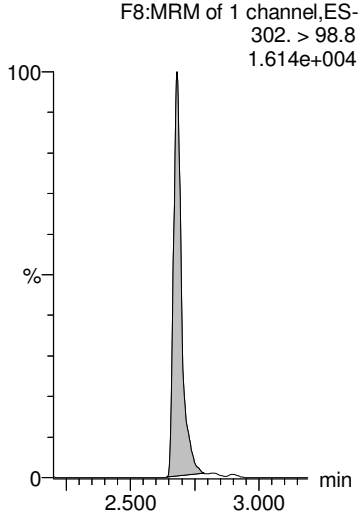

18O2-PFHxS

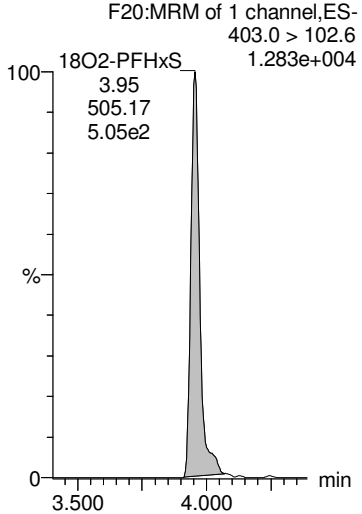

18O2-PFHxS

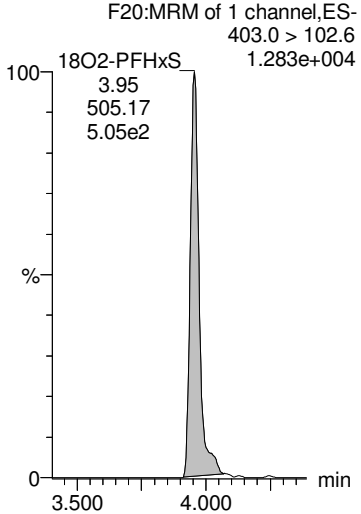

18O2-PFHxS

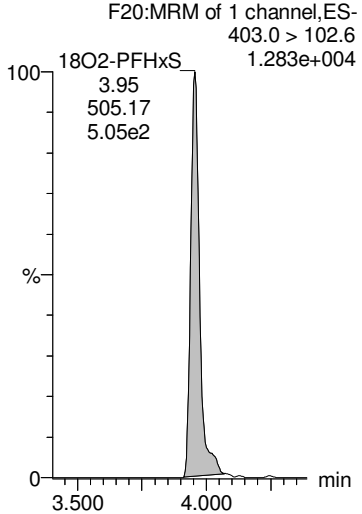

AD 9/27/2018

Dataset: Z:\Projects\PFAS.PRO\Results\180926M1\180926M1-22.qld

MMM 9/27/2018

Last Altered: Thursday, September 27, 2018 15:32:05 Pacific Daylight Time
Printed: Thursday, September 27, 2018 15:32:25 Pacific Daylight Time

Name: 180926M1_22, Date: 26-Sep-2018, Time: 18:54:31, ID: 1802900-09 PW1809051200GC 0.21508, Description: PW1809051200GC

6:2 FTS

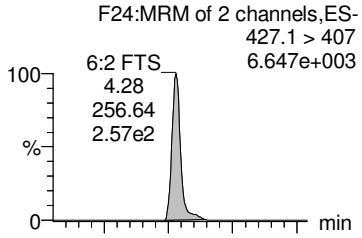

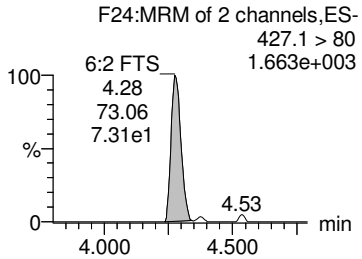

PFHpS

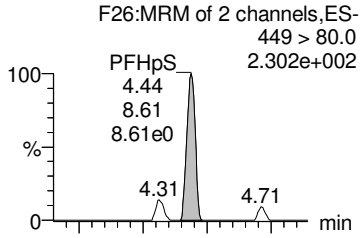

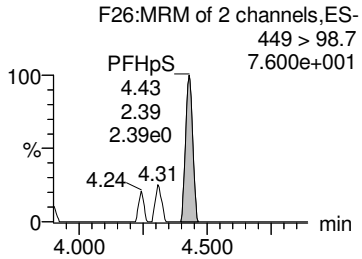

L-PFOA

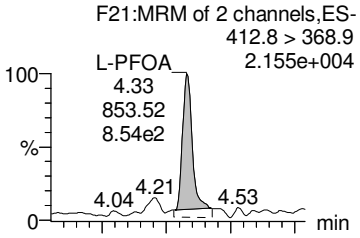

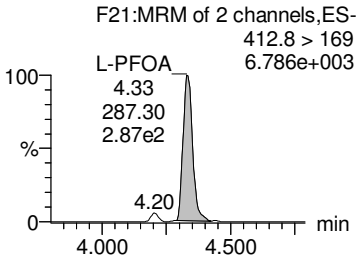

Br-PFOA

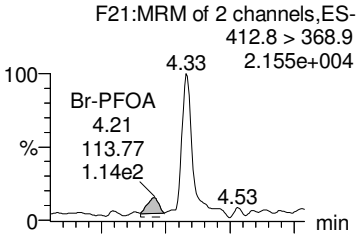

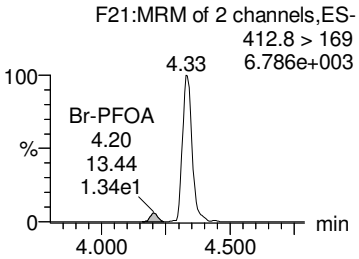

Total PFOA

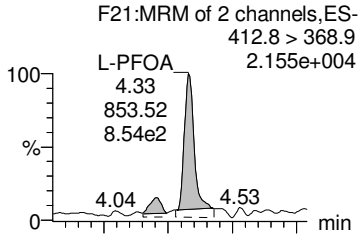

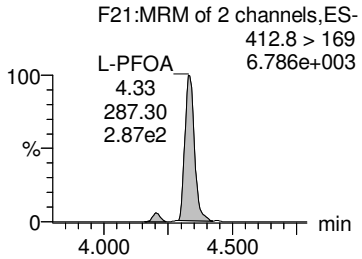

13C2-6:2 FTS

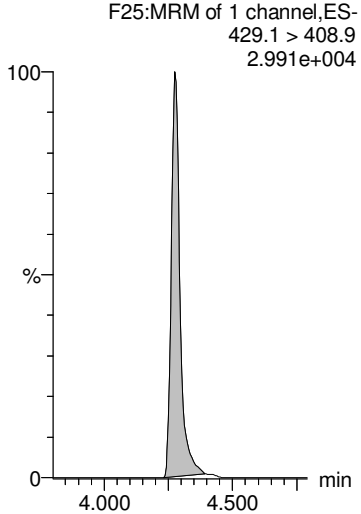

13C2-PFOA

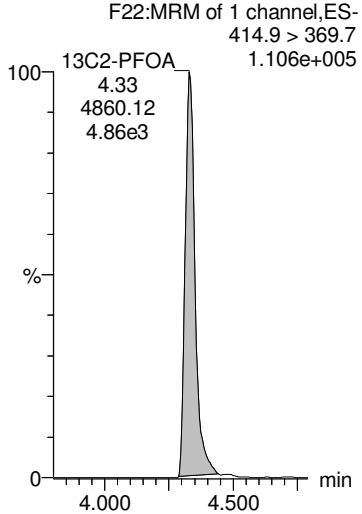

13C2-PFOA

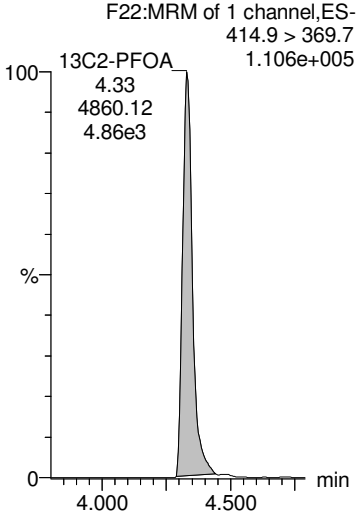

13C2-PFOA

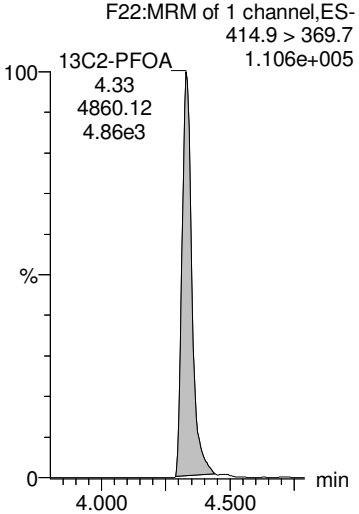

13C2-PFOA

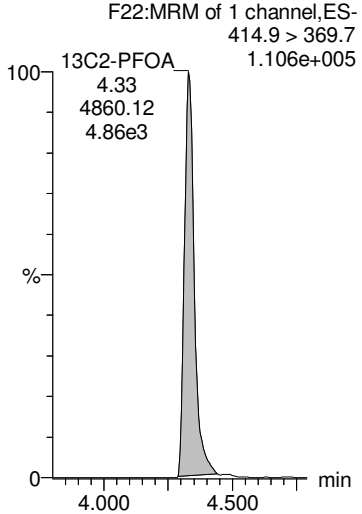

AD 9/27/2018

Dataset: Z:\Projects\PFAS.PRO\Results\180926M1\180926M1-22.qld

MMM 9/27/2018

Last Altered: Thursday, September 27, 2018 15:32:05 Pacific Daylight Time
Printed: Thursday, September 27, 2018 15:32:25 Pacific Daylight Time

Name: 180926M1_22, Date: 26-Sep-2018, Time: 18:54:31, ID: 1802900-09 PW1809051200GC 0.21508, Description: PW1809051200GC

PFNA

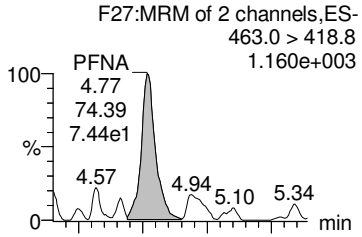

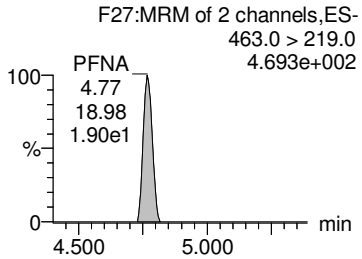

PFOSA

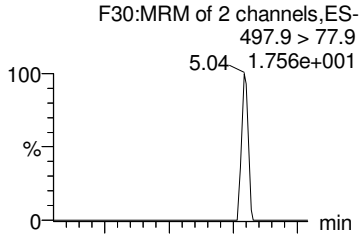

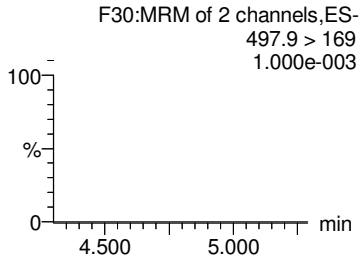

L-PFOS

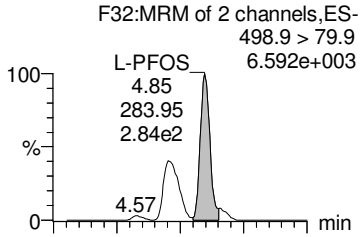

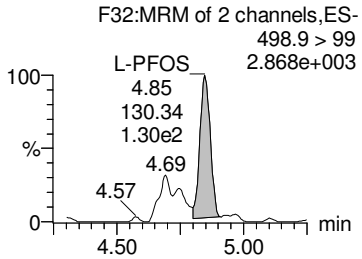

Br-PFOS

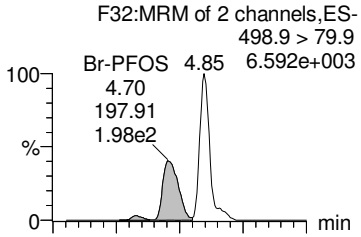

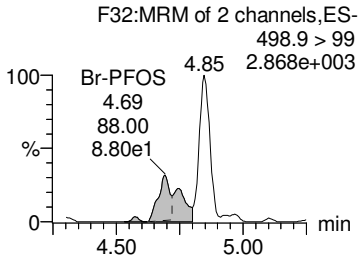

Total PFOS

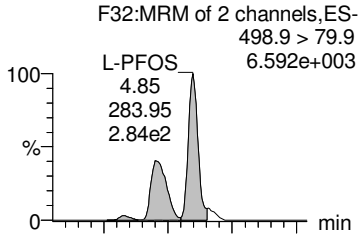

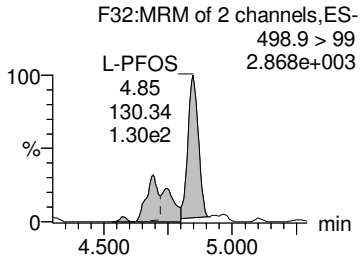

13C5-PFNA

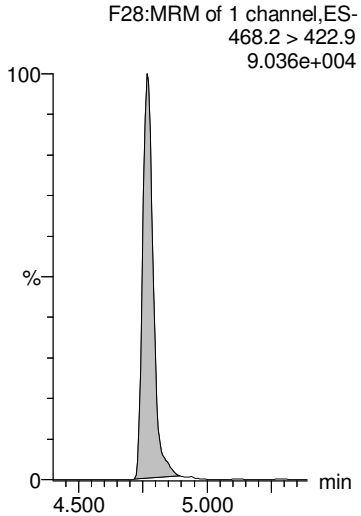

13C8-PFOSA

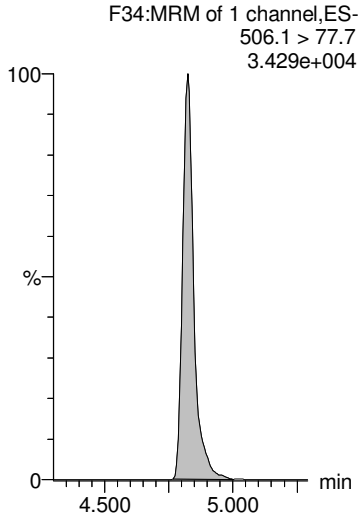

13C8-PFOS

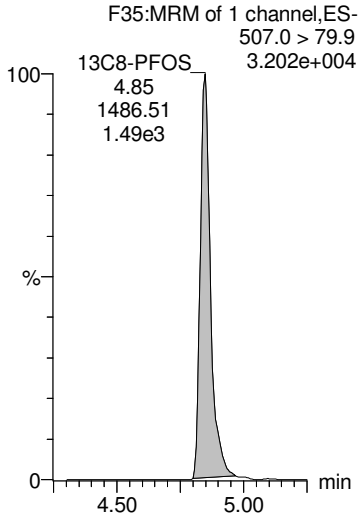

13C8-PFOS

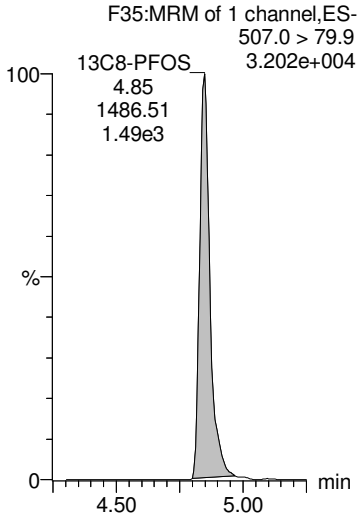

13C8-PFOS

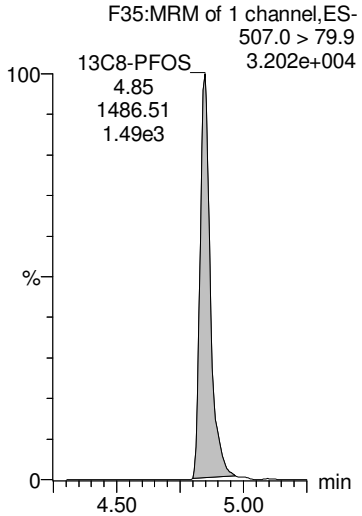

AD 9/27/2018

Dataset: Z:\Projects\PFAS.PRO\Results\180926M1\180926M1-22.qld

MMM 9/27/2018

Last Altered: Thursday, September 27, 2018 15:32:05 Pacific Daylight Time
Printed: Thursday, September 27, 2018 15:32:25 Pacific Daylight Time

Name: 180926M1_22, Date: 26-Sep-2018, Time: 18:54:31, ID: 1802900-09 PW1809051200GC 0.21508, Description: PW1809051200GC

PFDA

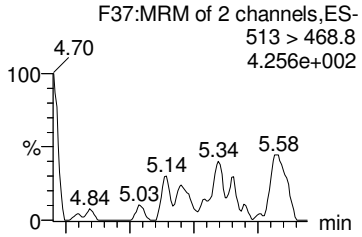

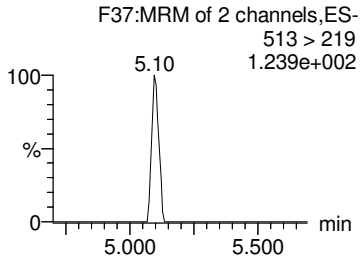

8:2 FTS

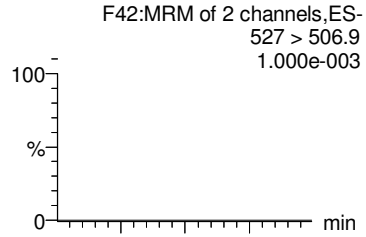

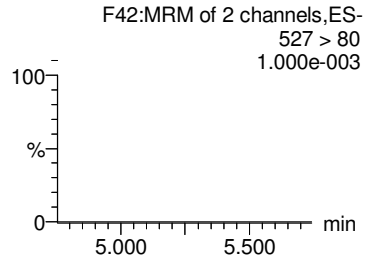

PFNS

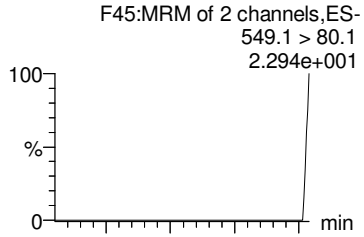

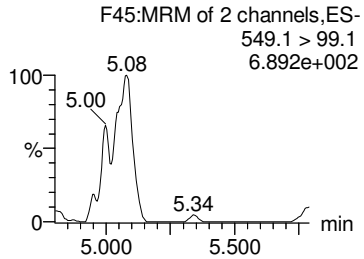

PFDS

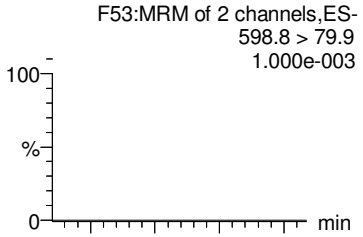

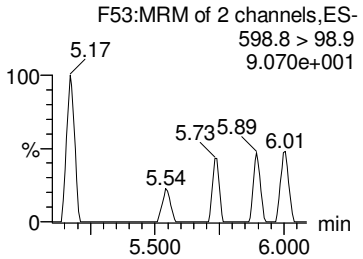

PFUdA

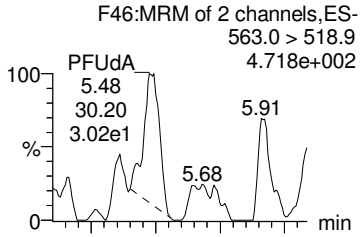

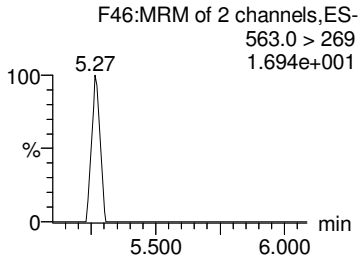

13C2-PFDA

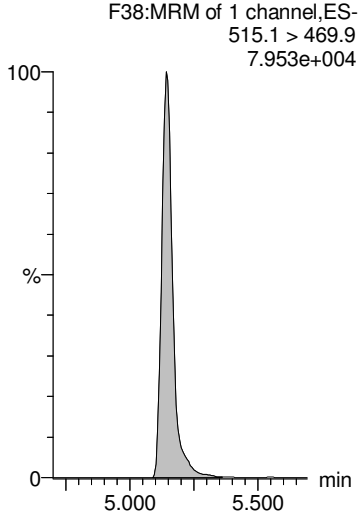

13C2-8:2 FTS

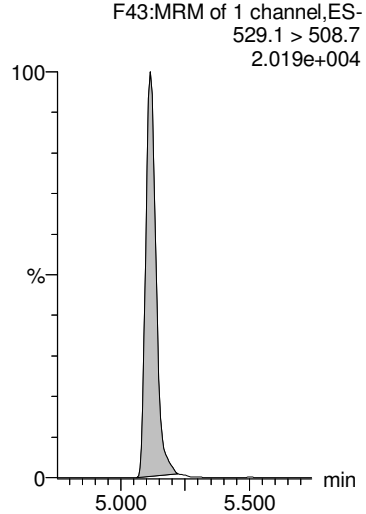

13C8-PFOS

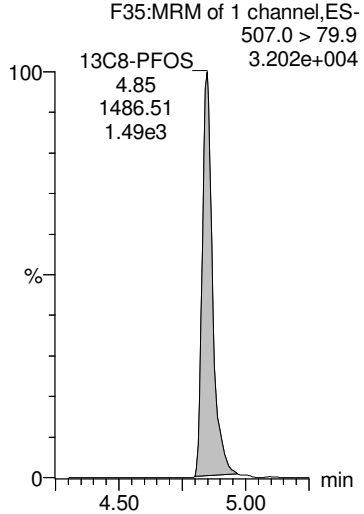

13C8-PFOS

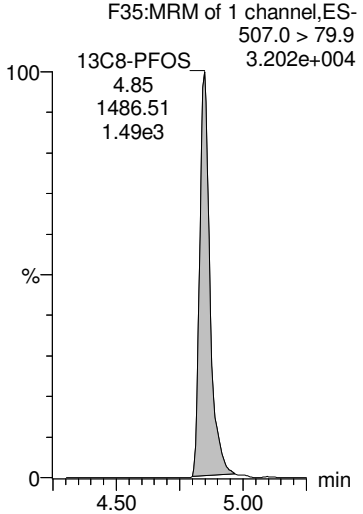

13C2-PFUdA

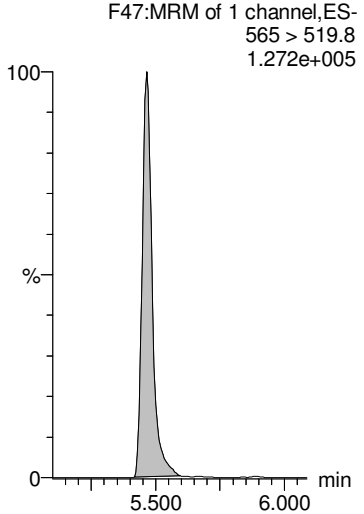

AD 9/27/2018

Dataset: Z:\Projects\PFAS.PRO\Results\180926M1\180926M1-22.qld

MMM 9/27/2018

Last Altered: Thursday, September 27, 2018 15:32:05 Pacific Daylight Time
Printed: Thursday, September 27, 2018 15:32:25 Pacific Daylight Time

Name: 180926M1_22, Date: 26-Sep-2018, Time: 18:54:31, ID: 1802900-09 PW1809051200GC 0.21508, Description: PW1809051200GC

L-MeFOSAA

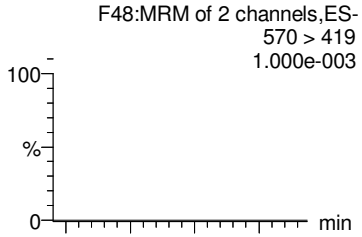

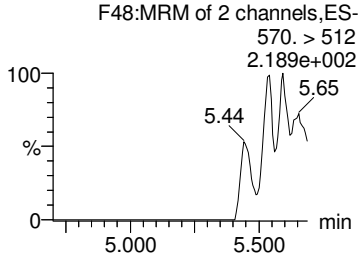

Br-MeFOSAA

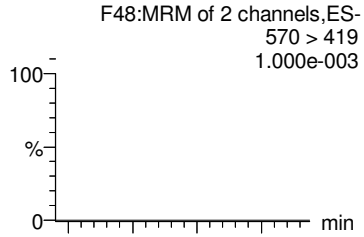

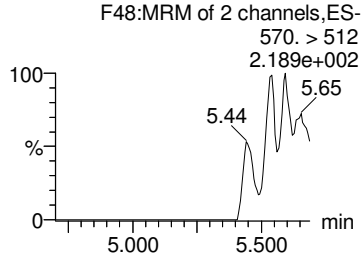

Total N-MeFOSAA

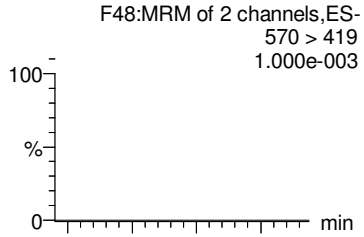

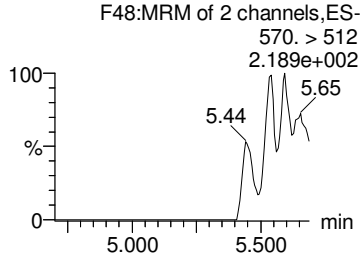

PFTrDA

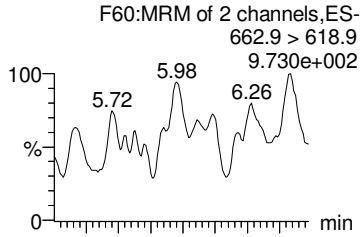

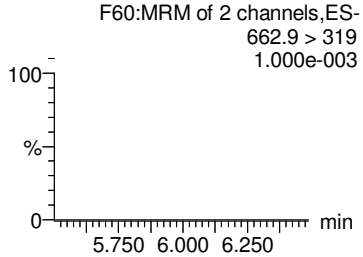

PFTeDA

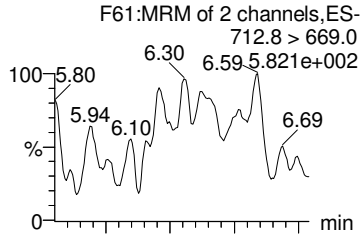

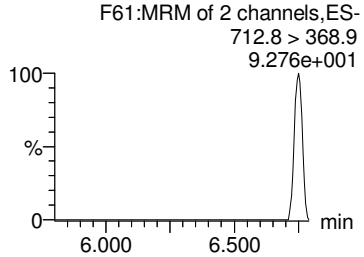

d3-N-MeFOSAA

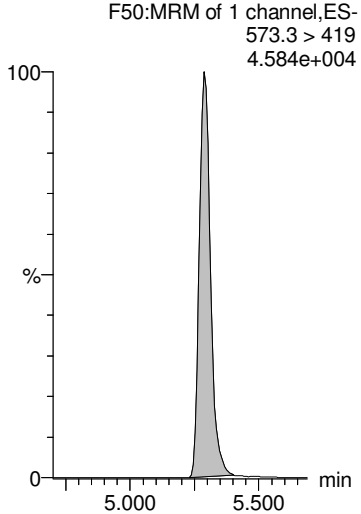

d3-N-MeFOSAA

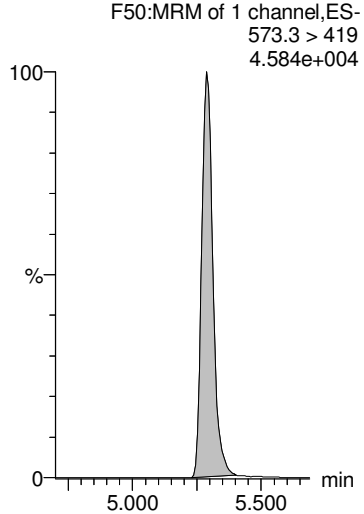

d3-N-MeFOSAA

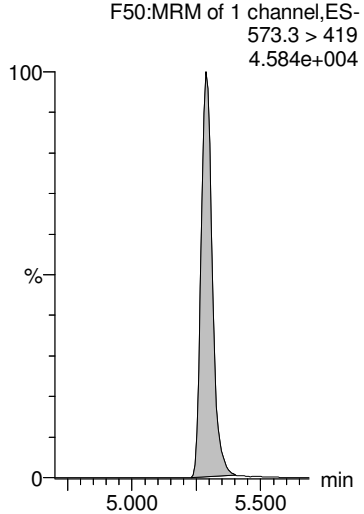

13C2-PFDoA

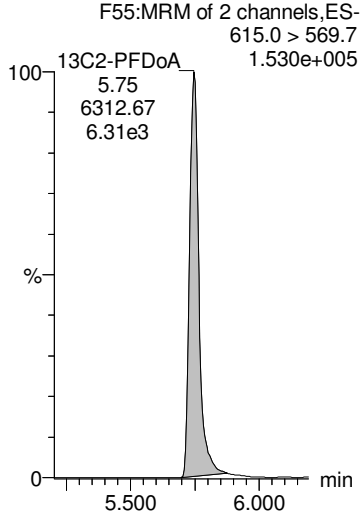

13C2-PFTeDA

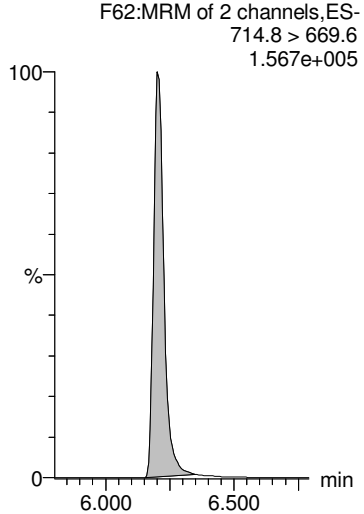

AD 9/27/2018

Dataset: Z:\Projects\PFAS.PRO\Results\180926M1\180926M1-22.qld

MMM 9/27/2018

Last Altered: Thursday, September 27, 2018 15:32:05 Pacific Daylight Time
Printed: Thursday, September 27, 2018 15:32:25 Pacific Daylight Time

Name: 180926M1_22, Date: 26-Sep-2018, Time: 18:54:31, ID: 1802900-09 PW1809051200GC 0.21508, Description: PW1809051200GC

L-EtFOSAA

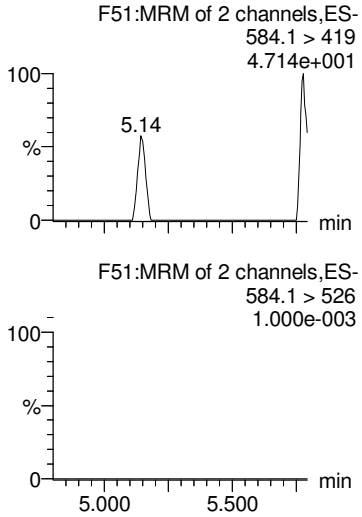

Br-ETFOSAA

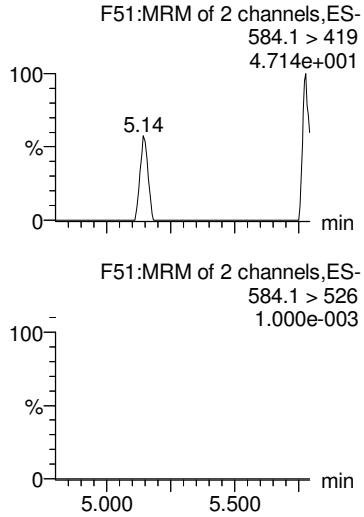

Total N-EtFOSAA

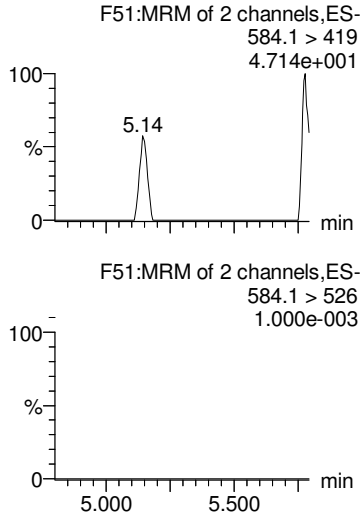

PFDoA

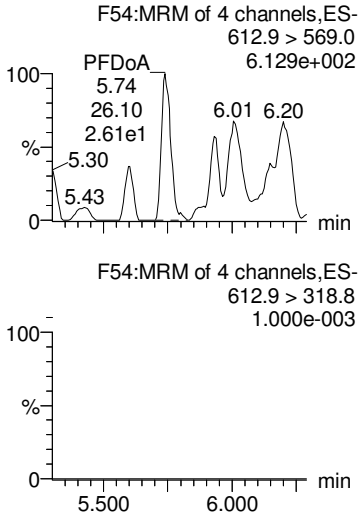

TCDA

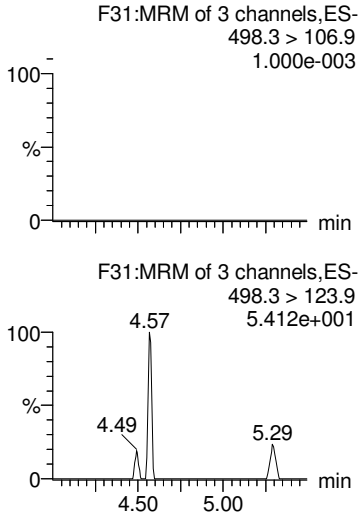

d5-N-EtFOSAA

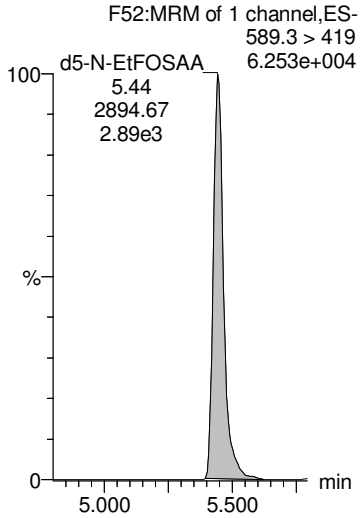

d5-N-EtFOSAA

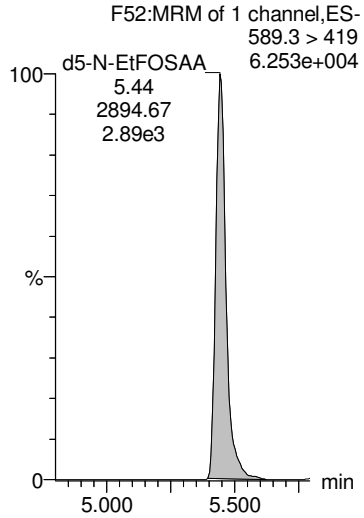

d5-N-EtFOSAA

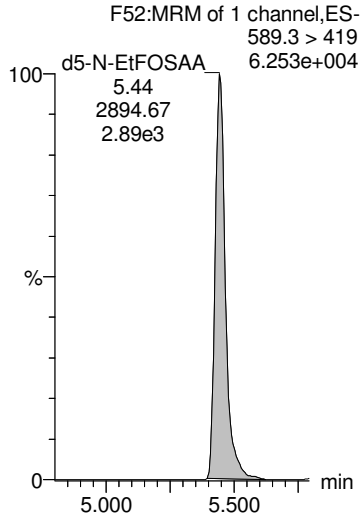

13C2-PFDoA

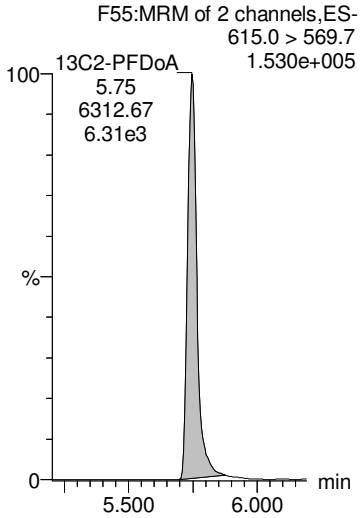

13C8-PFOS

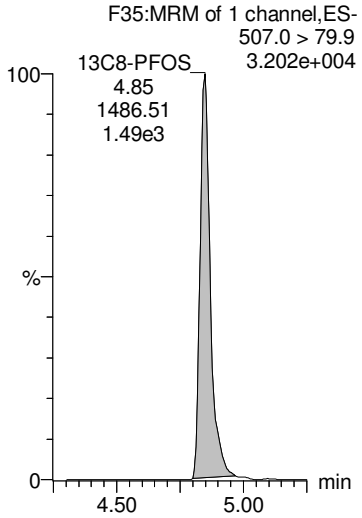

AD 9/27/2018

Dataset: Z:\Projects\PFAS.PRO\Results\180926M1\180926M1-22.qld

MMM 9/27/2018

Last Altered: Thursday, September 27, 2018 15:32:05 Pacific Daylight Time
Printed: Thursday, September 27, 2018 15:32:25 Pacific Daylight Time

Name: 180926M1_22, Date: 26-Sep-2018, Time: 18:54:31, ID: 1802900-09 PW1809051200GC 0.21508, Description: PW1809051200GC

13C4-PFBA

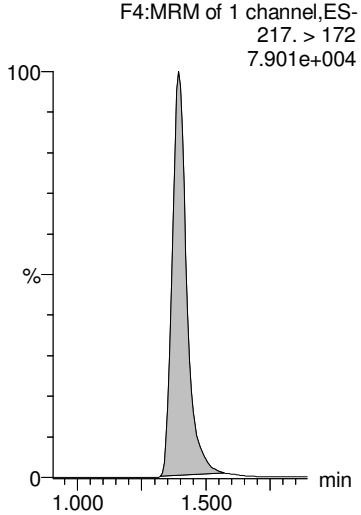

13C5-PFHxA

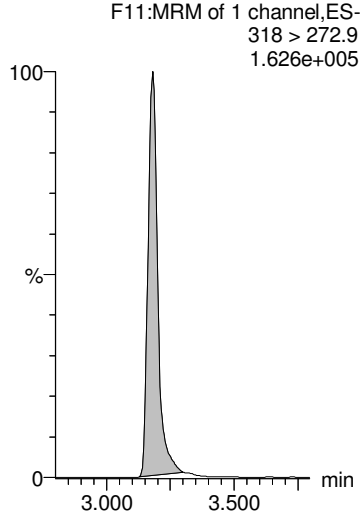

13C3-PFHxS

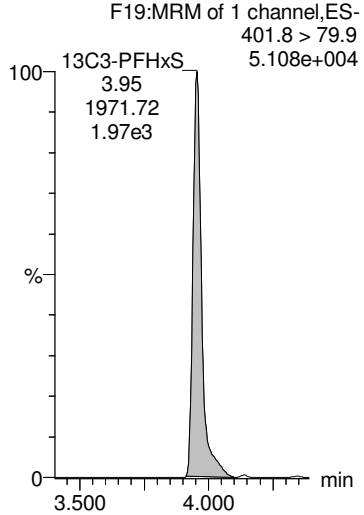

13C8-PFOA

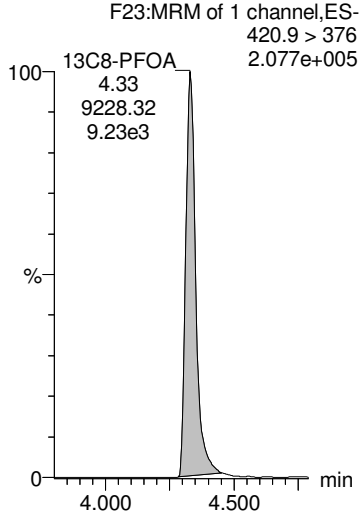

13C9-PFNA

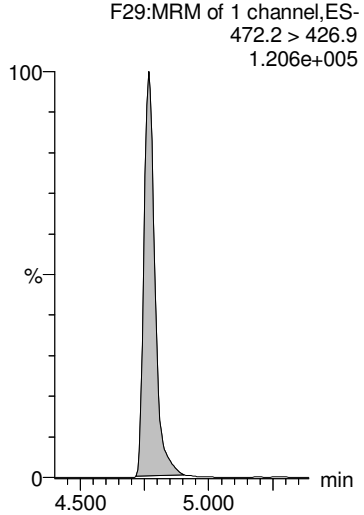

13C4-PFOS

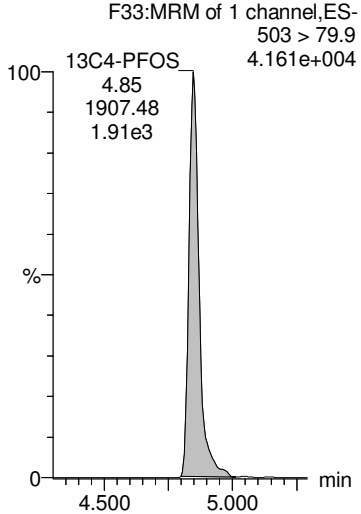

13C6-PFDA

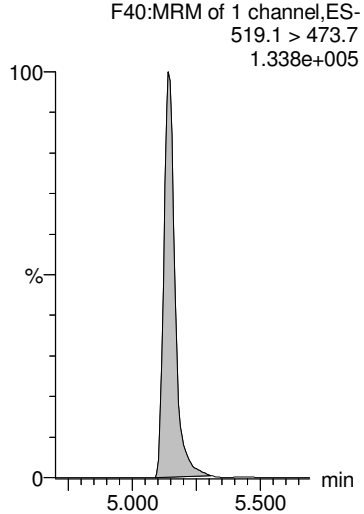

13C7-PFUdA

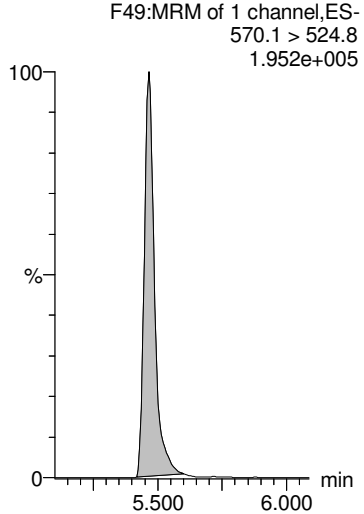

AD 9/27/2018

Dataset: Z:\Projects\PFAS.PRO\Results\180926M1\180926M1-23.qld

MMM 9/27/2018

Last Altered: Thursday, September 27, 2018 15:36:12 Pacific Daylight Time
Printed: Thursday, September 27, 2018 15:36:30 Pacific Daylight Time

Name: 180926M1_23, Date: 26-Sep-2018, Time: 19:05:10, ID: 1802900-10 FB1809051210GC 0.2353, Description: FB1809051210GC

	#	Name	Trace	Area	IS Area	Wt/Vol	RRF	RT	Response	Conc.	%Rec	Ion Ratio	Ratio Out?
1	1	PFBA	213.0 > 168.8		4.58e3	0.235							
2	2	PFPeA	263.1 > 218.9		5.18e3	0.235							
3	3	PFBS	299.0 > 79.7		9.79e2	0.235							
4	4	4:2 FTS	327.2>307.2		1.69e3	0.235							
5	5	PFHxA	313 > 269		3.83e3	0.235							
6	36	13C3-PFBA	216.1 > 171.8	4.58e3	6.00e3	0.235	0.763	1.38	9.54	54.8545	103.3		
7	37	13C3-PFPeA	266. > 221.8	5.18e3	8.85e3	0.235	0.585	2.39	7.31	56.6045	106.6		
8	38	13C3-PFBS	302. > 98.8	9.79e2	1.87e3	0.235	0.524	2.68	6.56	53.3468	100.4		
9	39	13C2-4:2 FTS	329.2>308.9	1.69e3	1.87e3	0.235	0.905	3.09	11.3	55.7834	105.0		
10	40	13C2-PFHxA	315 > 270	3.83e3	8.85e3	0.235	1.08	3.18	5.41	23.0667	108.6		
11	-1												
12	7	PFHpA	363.0 > 318.9		4.75e3	0.235							
13	6	PFPeS	349.1>80.1		9.79e2	0.235							
14	8	L-PFHxS	398.9 > 79.6	9.96e0	8.08e2	0.235	0.000	3.96	0.154	0.3661		3.46	YES
15	9	Br-PFHxS	398.9 > 79.6		8.08e2	0.235							
16	68	Total PFHxS	398.9 > 79.6	9.96e0	8.08e2	0.235			0.154	0.3661			
17	41	13C4-PFHpA	367.2 > 321.8	4.75e3	8.85e3	0.235	0.537	3.81	6.71	54.0416	101.7		
18	38	13C3-PFBS	302. > 98.8	9.79e2	1.87e3	0.235	0.524	2.68	6.56	53.3468	100.4		
19	42	18O2-PFHxS	403.0 > 102.6	8.08e2	1.87e3	0.235	0.433	3.95	5.41	52.6542	99.1		
20	42	18O2-PFHxS	403.0 > 102.6	8.08e2	1.87e3	0.235	0.433	3.95	5.41	52.6542	99.1		
21	42	18O2-PFHxS	403.0 > 102.6	8.08e2	1.87e3	0.235	0.433	3.95	5.41	52.6542	99.1		
22	-1												
23	10	6:2 FTS	427.1 > 407		1.84e3	0.235							
24	13	PFHpS	449 > 80.0		2.08e3	0.235							
25	11	L-PFOA	412.8 > 368.9		7.59e3	0.235							
26	12	Br-PFOA	412.8 > 368.9		7.59e3	0.235							
27	69	Total PFOA	412.8 > 368.9	0.00e0	7.59e3	0.235			0.000				
28	43	13C2-6:2 FTS	429.1 > 408.9	1.84e3	1.92e3	0.235	0.959	4.28	12.0	55.7077	104.9		
29	44	13C2-PFOA	414.9 > 369.7	7.59e3	1.12e4	0.235	0.675	4.33	8.43	63.3980	119.3		
30	44	13C2-PFOA	414.9 > 369.7	7.59e3	1.12e4	0.235	0.675	4.33	8.43	63.3980	119.3		
31	44	13C2-PFOA	414.9 > 369.7	7.59e3	1.12e4	0.235	0.675	4.33	8.43	63.3980	119.3		
32	44	13C2-PFOA	414.9 > 369.7	7.59e3	1.12e4	0.235	0.675	4.33	8.43	63.3980	119.3		
33	-1												
34	14	PFNA	463.0 > 418.8		6.70e3	0.235							
35	15	PFOSA	497.9 > 77.9		1.01e3	0.235							
36	16	L-PFOS	498.9 > 79.9		2.08e3	0.235							
37	17	Br-PFOS	498.9 > 79.9		2.08e3	0.235							

AD 9/27/2018

Dataset: Z:\Projects\PFAS.PRO\Results\180926M1\180926M1-23.qld

MMM 9/27/2018

Last Altered: Thursday, September 27, 2018 15:36:12 Pacific Daylight Time
Printed: Thursday, September 27, 2018 15:36:30 Pacific Daylight Time

Name: 180926M1_23, Date: 26-Sep-2018, Time: 19:05:10, ID: 1802900-10 FB1809051210GC 0.2353, Description: FB1809051210GC

	#	Name	Trace	Area	IS Area	Wt/Vol	RRF	RT	Response	Conc.	%Rec	Ion Ratio	Ratio Out?
38	70	Total PFOS	498.9 > 79.9	0.00e0	2.08e3	0.235			0.000				
39	45	13C5-PFNA	468.2 > 422.9	6.70e3	8.41e3	0.235	0.797	4.77	9.96	42.7656	80.5		
40	46	13C8-PFOSA	506.1 > 77.7	1.01e3	1.19e4	0.235	0.0848	4.82	1.06	21.4765	40.4		
41	47	13C8-PFOS	507.0 > 79.9	2.08e3	1.92e3	0.235	1.08	4.85	13.5	54.5903	102.8		
42	47	13C8-PFOS	507.0 > 79.9	2.08e3	1.92e3	0.235	1.08	4.85	13.5	54.5903	102.8		
43	47	13C8-PFOS	507.0 > 79.9	2.08e3	1.92e3	0.235	1.08	4.85	13.5	54.5903	102.8		
44	-1												
45	18	PFDA	513 > 468.8		6.04e3	0.235							
46	19	8:2 FTS	527 > 506.9		1.30e3	0.235							
47	20	PFNS	549.1 > 80.1		2.08e3	0.235							
48	26	PFDS	598.8 > 79.9		2.08e3	0.235							
49	25	PFUdA	563.0 > 518.9		7.10e3	0.235							
50	48	13C2-PFDA	515.1 > 469.9	6.04e3	9.24e3	0.235	0.654	5.15	8.17	32.4967	61.2		
51	49	13C2-8:2 FTS	529.1 > 508.7	1.30e3	1.92e3	0.235	0.679	5.11	8.48	49.4207	93.0		
52	47	13C8-PFOS	507.0 > 79.9	2.08e3	1.92e3	0.235	1.08	4.85	13.5	54.5903	102.8		
53	47	13C8-PFOS	507.0 > 79.9	2.08e3	1.92e3	0.235	1.08	4.85	13.5	54.5903	102.8		
54	51	13C2-PFUdA	565 > 519.8	7.10e3	1.19e4	0.235	0.596	5.46	7.45	32.7588	61.7		
55	-1												
56	21	L-MeFOSAA	570 > 419		2.17e3	0.235							
57	22	Br-MeFOSAA	570. > 419		2.17e3	0.235							
58	71	Total N-MeFOSAA	570. > 419	0.00e0	2.17e3	0.235			0.000				
59	29	PFTrDA	662.9 > 618.9		7.94e3	0.235							
60	30	PFTeDA	712.8 > 669.0		8.65e3	0.235							
61	50	d3-N-MeFOSAA	573.3 > 419	2.17e3	1.19e4	0.235	0.182	5.29	2.27	39.3595	74.1		
62	50	d3-N-MeFOSAA	573.3 > 419	2.17e3	1.19e4	0.235	0.182	5.29	2.27	39.3595	74.1		
63	50	d3-N-MeFOSAA	573.3 > 419	2.17e3	1.19e4	0.235	0.182	5.29	2.27	39.3595	74.1		
64	53	13C2-PFDoA	615.0 > 569.7	7.94e3	9.24e3	0.235	0.859	5.75	10.7	35.4210	66.7		
65	55	13C2-PFTeDA	714.8 > 669.6	8.65e3	1.19e4	0.235	0.725	6.20	9.07	60.7898	114.4		
66	-1												
67	23	L-EtFOSAA	584.1 > 419		2.62e3	0.235							
68	24	Br-ETFOSAA	584.1 > 419		2.62e3	0.235							
69	72	Total N-EtFOSAA	584.1 > 419	0.00e0	2.62e3	0.235			0.000				
70	27	PFDoA	612.9 > 569.0		7.94e3	0.235							
71	73	TCDA	498.3>106.9			0.235							
72	52	d5-N-EtFOSAA	589.3 > 419	2.62e3	1.19e4	0.235	0.220	5.44	2.74	42.1532	79.3		
73	52	d5-N-EtFOSAA	589.3 > 419	2.62e3	1.19e4	0.235	0.220	5.44	2.74	42.1532	79.3		
74	52	d5-N-EtFOSAA	589.3 > 419	2.62e3	1.19e4	0.235	0.220	5.44	2.74	42.1532	79.3		

AD 9/27/2018

Dataset: Z:\Projects\PFAS.PRO\Results\180926M1\180926M1-23.qld

MMM 9/27/2018

Last Altered: Thursday, September 27, 2018 15:36:12 Pacific Daylight Time
Printed: Thursday, September 27, 2018 15:36:30 Pacific Daylight Time

Name: 180926M1_23, Date: 26-Sep-2018, Time: 19:05:10, ID: 1802900-10 FB1809051210GC 0.2353, Description: FB1809051210GC

	#	Name	Trace	Area	IS Area	Wt/Vol	RRF	RT	Response	Conc.	%Rec	Ion Ratio	Ratio Out?
75	53	13C2-PFDoA	615.0 > 569.7	7.94e3	9.24e3	0.235	0.859	5.75	10.7	35.4210	66.7		
76	47	13C8-PFOS	507.0 > 79.9	2.08e3	1.92e3	0.235	1.08	4.85	13.5	54.5903	102.8		
77	-1												
78	60	13C4-PFBA	217. > 172	6.00e3	6.00e3	0.235	1.00	1.39	12.5	53.1237	100.0		
79	61	13C5-PFHxA	318 > 272.9	8.85e3	8.85e3	0.235	1.00	3.18	12.5	53.1237	100.0		
80	62	13C3-PFHxS	401.8 > 79.9	1.87e3	1.87e3	0.235	1.00	3.95	12.5	53.1237	100.0		
81	63	13C8-PFOA	420.9 > 376	1.12e4	1.12e4	0.235	1.00	4.33	12.5	53.1237	100.0		
82	64	13C9-PFNA	472.2 > 426.9	8.41e3	8.41e3	0.235	1.00	4.77	12.5	53.1237	100.0		
83	65	13C4-PFOS	503 > 79.9	1.92e3	1.92e3	0.235	1.00	4.85	12.5	53.1237	100.0		
84	66	13C6-PFDA	519.1 > 473.7	9.24e3	9.24e3	0.235	1.00	5.14	12.5	53.1237	100.0		
85	67	13C7-PFUdA	570.1 > 524.8	1.19e4	1.19e4	0.235	1.00	5.47	12.5	53.1237	100.0		

AD 9/27/2018

Dataset: Z:\Projects\PFAS.PRO\Results\180926M1\180926M1-23.qld

MMM 9/27/2018

Last Altered: Thursday, September 27, 2018 15:36:12 Pacific Daylight Time
Printed: Thursday, September 27, 2018 15:36:30 Pacific Daylight Time

Method: Z:\Projects\PFAS.PRO\MethDB\PFAS_FULL_80C_092618.mdb 27 Sep 2018 08:14:23
Calibration: Z:\Projects\PFAS.PRO\CurveDB\C18_VAL-PFAS_Q4_09-25-18.cdb 26 Sep 2018 10:07:46

Name: 180926M1_23, Date: 26-Sep-2018, Time: 19:05:10, ID: 1802900-10 FB1809051210GC 0.2353, Description: FB1809051210GC

PFBA

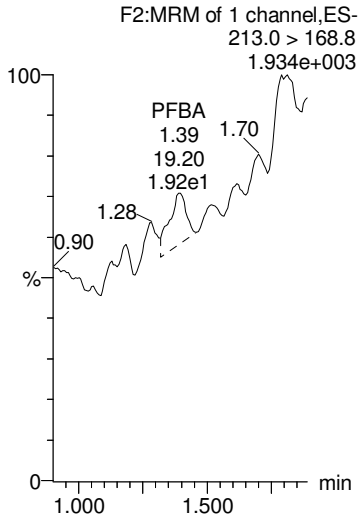

PFPeA

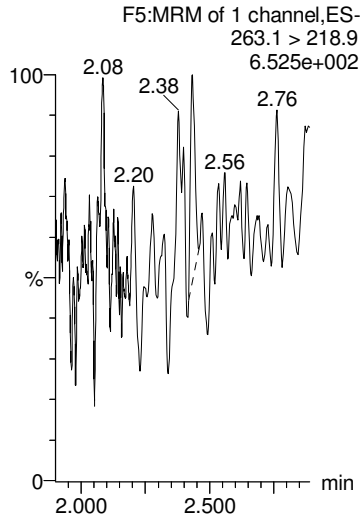

PFBS

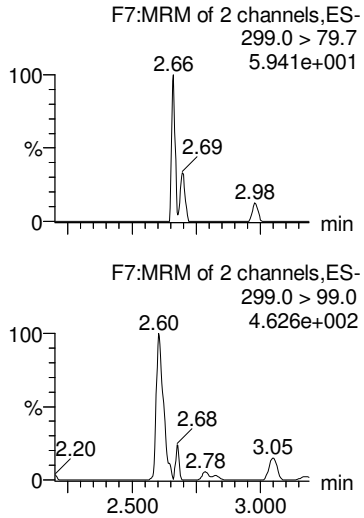

4:2 FTS

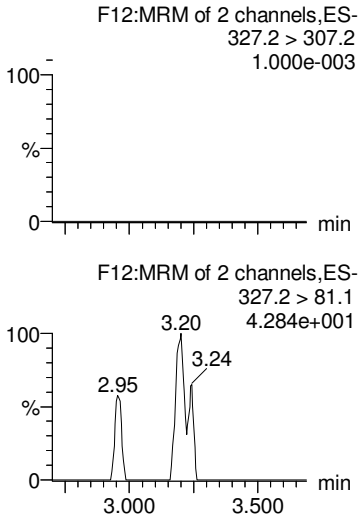

PFHxA

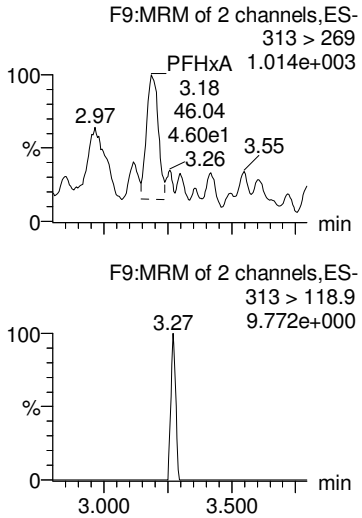

13C3-PFBA

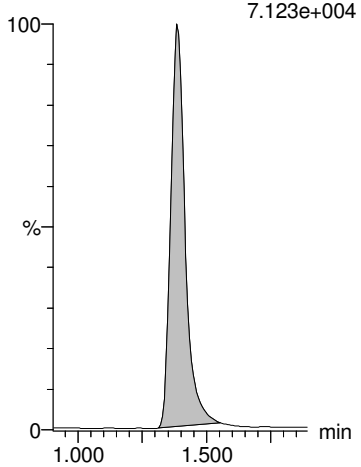

13C3-PFPeA

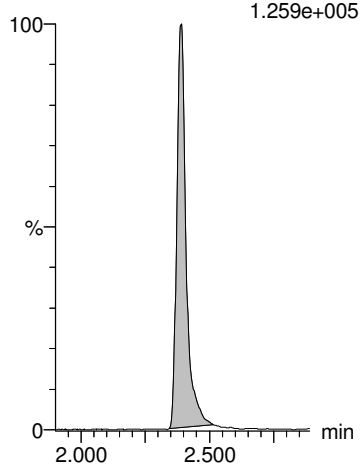

13C3-PFBS

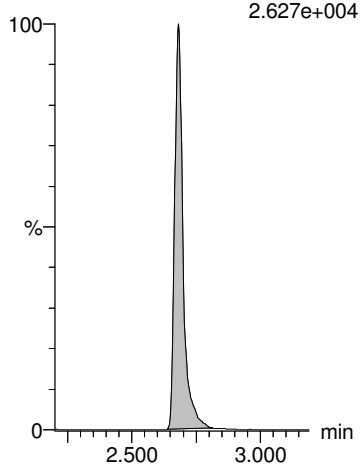

13C2-4:2 FTS

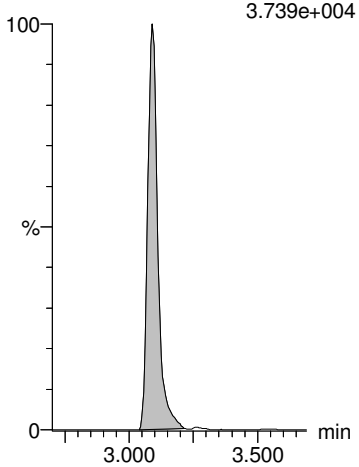

13C2-PFHxA

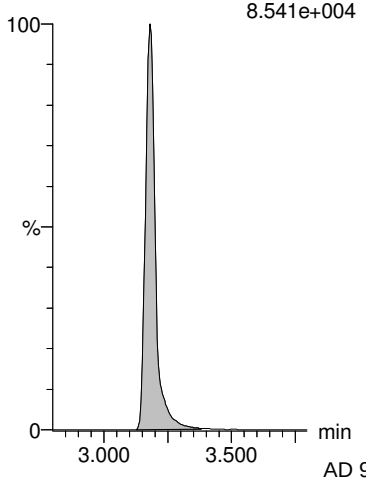

AD 9/27/2018

Dataset: Z:\Projects\PFAS.PRO\Results\180926M1\180926M1-23.qld

MMM 9/27/2018

Last Altered: Thursday, September 27, 2018 15:36:12 Pacific Daylight Time
Printed: Thursday, September 27, 2018 15:36:30 Pacific Daylight Time

Name: 180926M1_23, Date: 26-Sep-2018, Time: 19:05:10, ID: 1802900-10 FB1809051210GC 0.2353, Description: FB1809051210GC

PFHpA

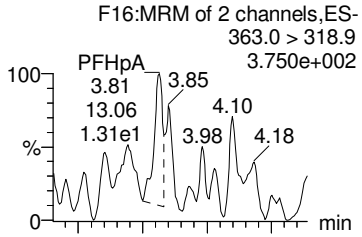

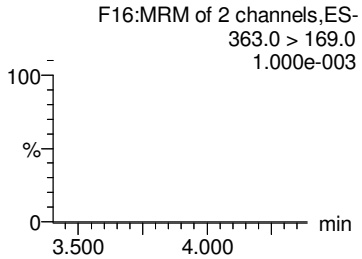

PFPeS

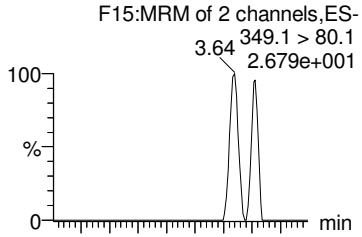

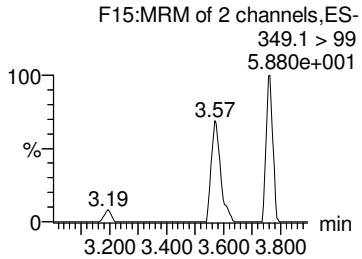

L-PFHxS

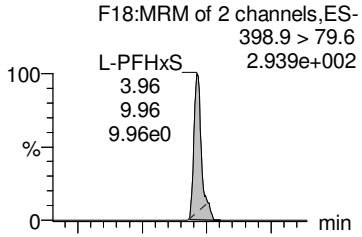

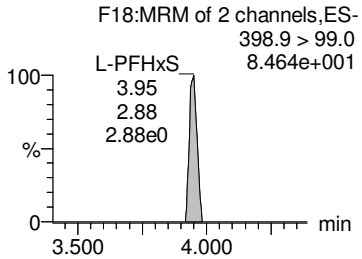

Br-PFHxS

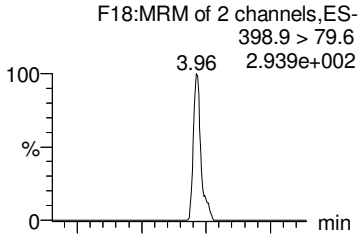

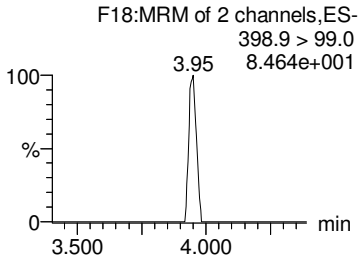

Total PFHxS

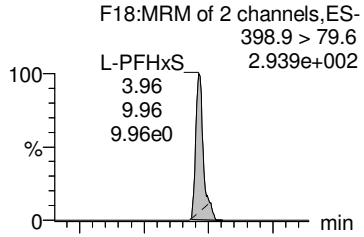

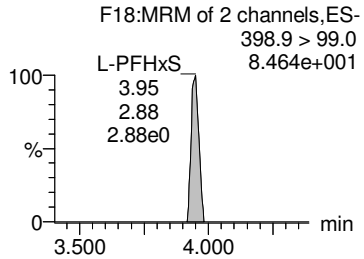

13C4-PFHpA

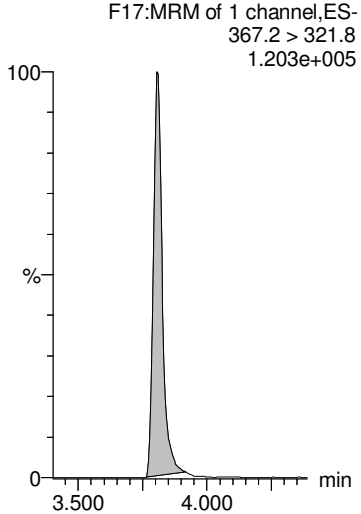

13C3-PFBS

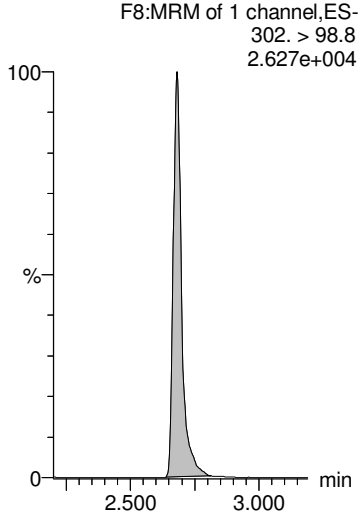

18O2-PFHxS

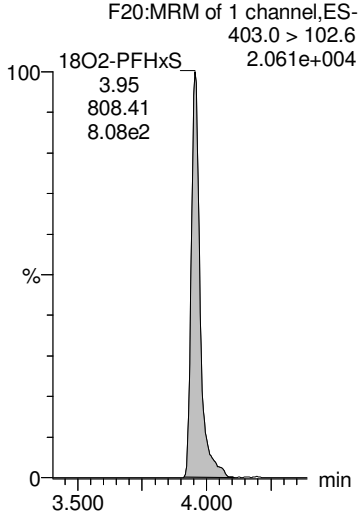

18O2-PFHxS

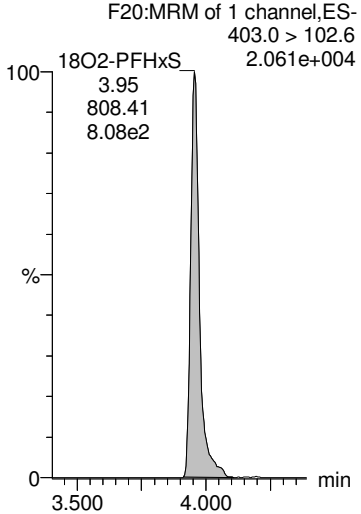

18O2-PFHxS

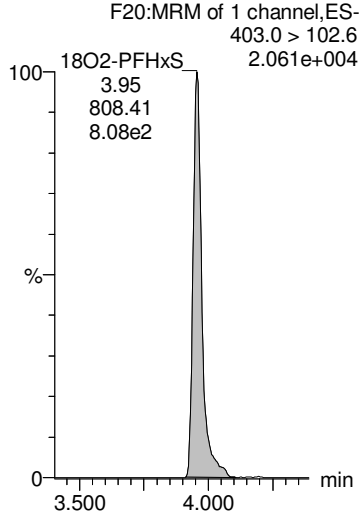

AD 9/27/2018

Dataset: Z:\Projects\PFAS.PRO\Results\180926M1\180926M1-23.qld

MMM 9/27/2018

Last Altered: Thursday, September 27, 2018 15:36:12 Pacific Daylight Time
Printed: Thursday, September 27, 2018 15:36:30 Pacific Daylight Time

Name: 180926M1_23, Date: 26-Sep-2018, Time: 19:05:10, ID: 1802900-10 FB1809051210GC 0.2353, Description: FB1809051210GC

6:2 FTS

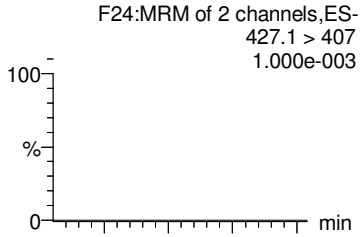

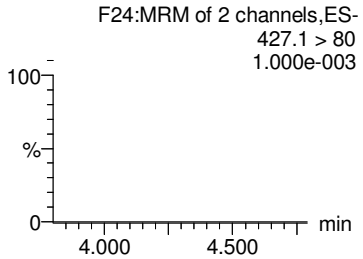

PFHpS

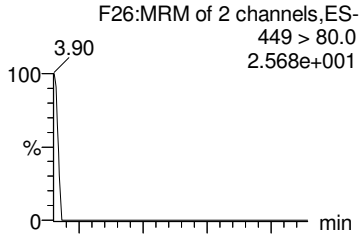

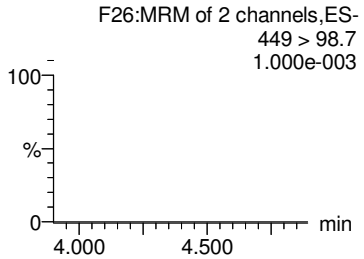

L-PFOA

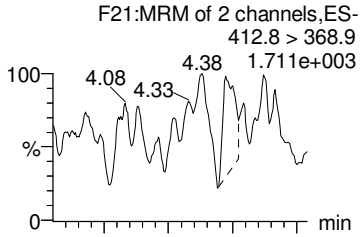

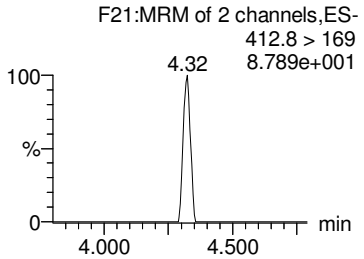

Br-PFOA

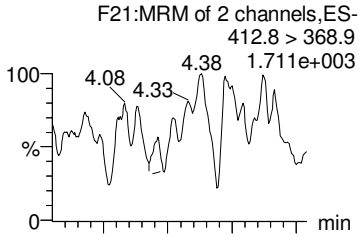

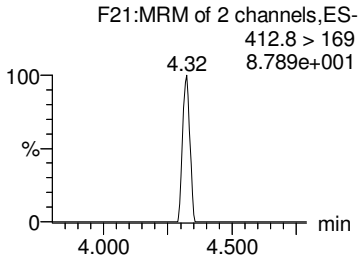

Total PFOA

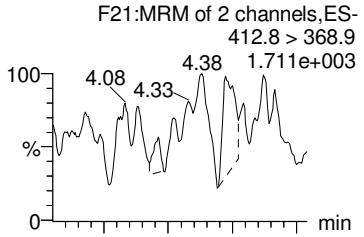

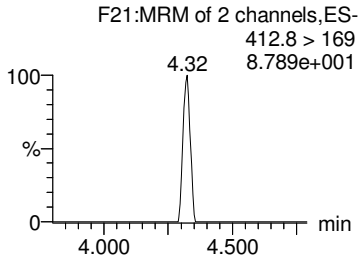

13C2-6:2 FTS

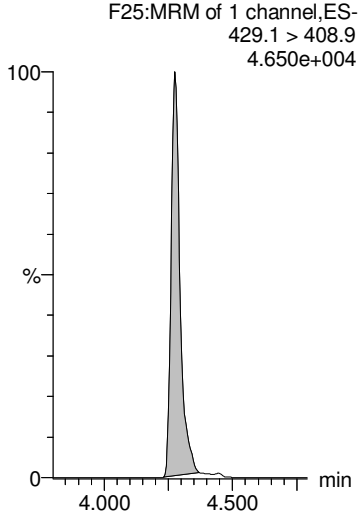

13C2-PFOA

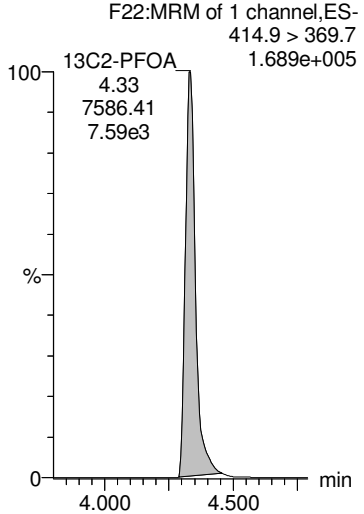

13C2-PFOA

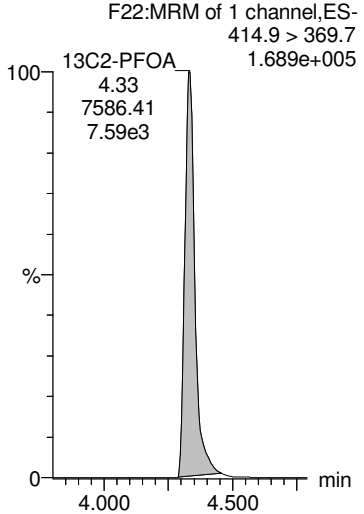

13C2-PFOA

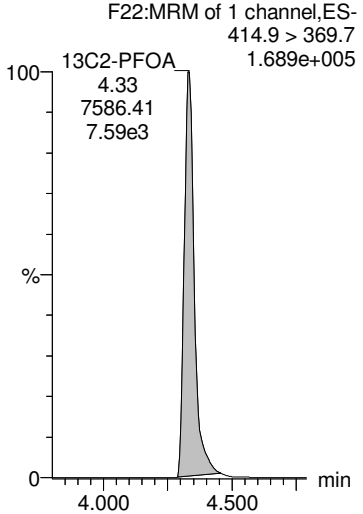

13C2-PFOA

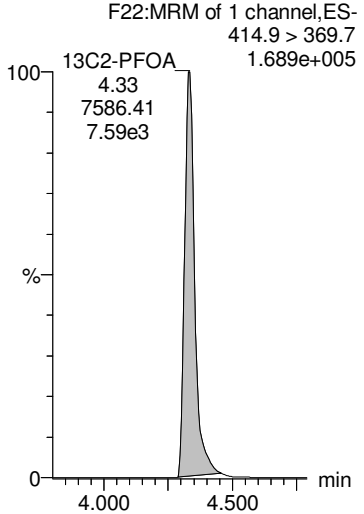

AD 9/27/2018

Dataset: Z:\Projects\PFAS.PRO\Results\180926M1\180926M1-23.qld

MMM 9/27/2018

Last Altered: Thursday, September 27, 2018 15:36:12 Pacific Daylight Time
Printed: Thursday, September 27, 2018 15:36:30 Pacific Daylight Time

Name: 180926M1_23, Date: 26-Sep-2018, Time: 19:05:10, ID: 1802900-10 FB1809051210GC 0.2353, Description: FB1809051210GC

PFNA

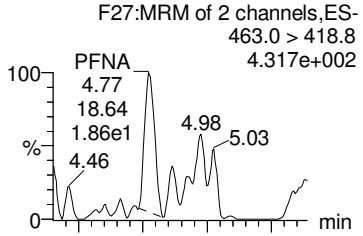

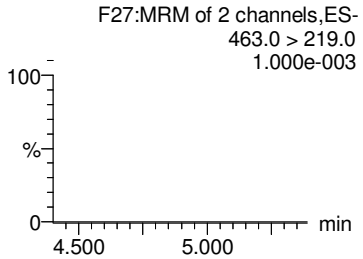

PFOSA

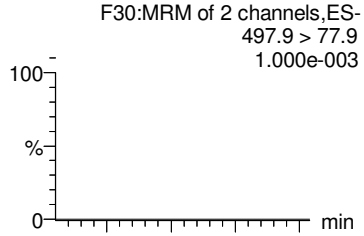

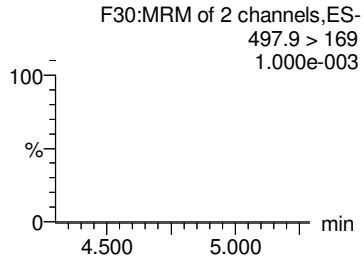

L-PFOS

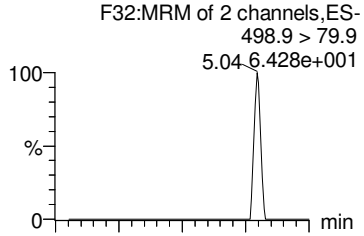

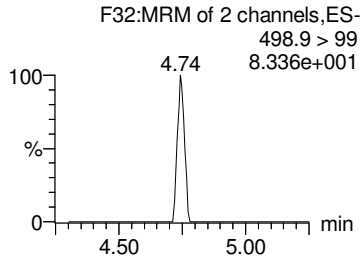

Br-PFOS

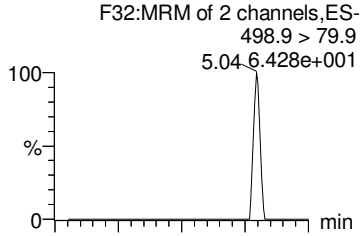

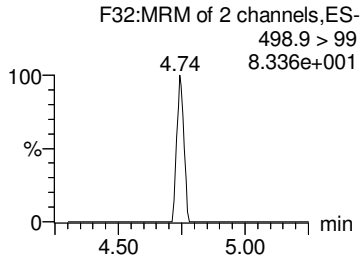

Total PFOS

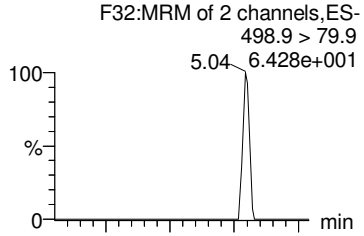

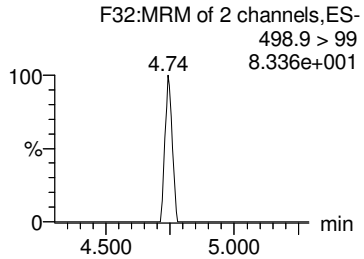

13C5-PFNA

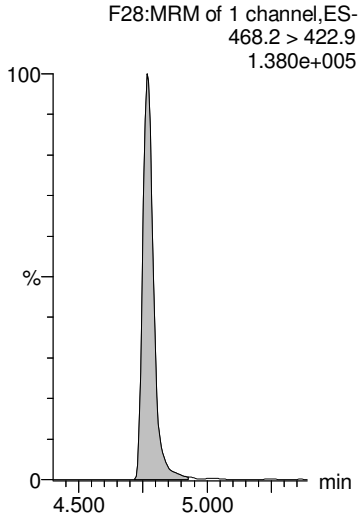

13C8-PFOSA

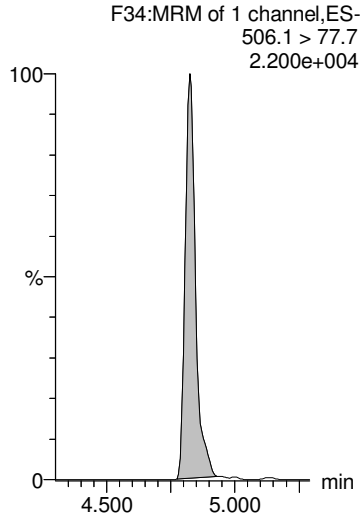

13C8-PFOS

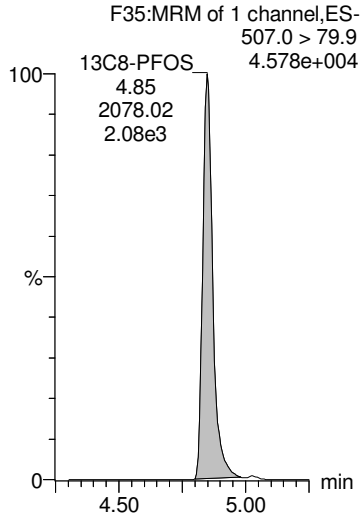

13C8-PFOS

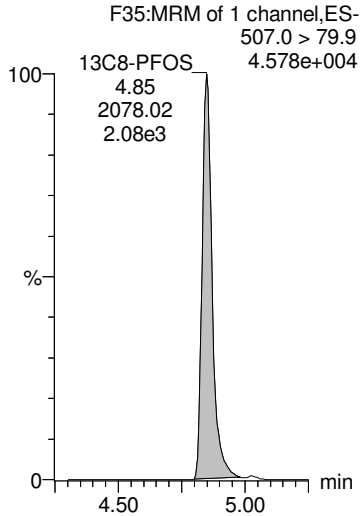

13C8-PFOS

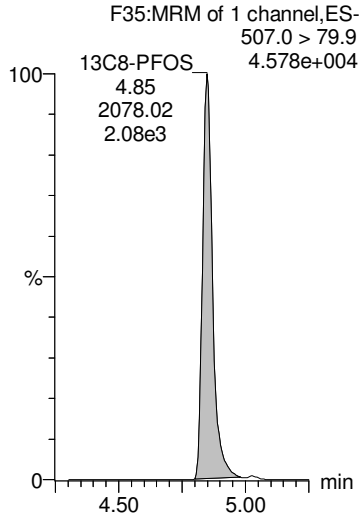

AD 9/27/2018

Dataset: Z:\Projects\PFAS.PRO\Results\180926M1\180926M1-23.qld

MMM 9/27/2018

Last Altered: Thursday, September 27, 2018 15:36:12 Pacific Daylight Time
Printed: Thursday, September 27, 2018 15:36:30 Pacific Daylight Time

Name: 180926M1_23, Date: 26-Sep-2018, Time: 19:05:10, ID: 1802900-10 FB1809051210GC 0.2353, Description: FB1809051210GC

PFDA

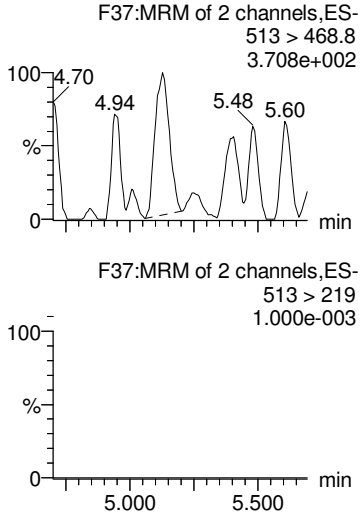

8:2 FTS

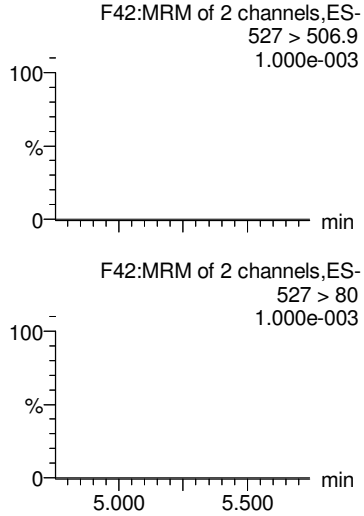

PFNS

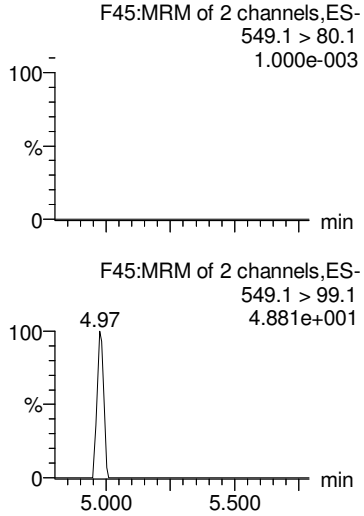

PFDS

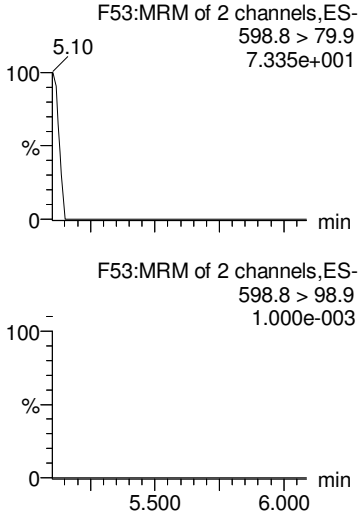

PFUdA

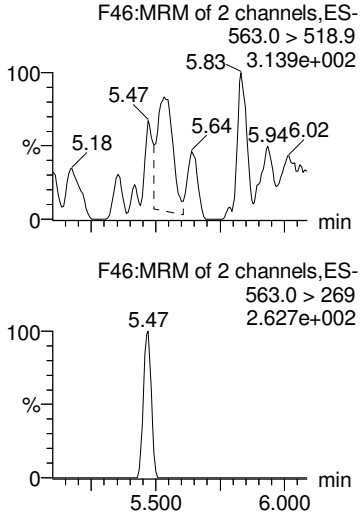

13C2-PFDA

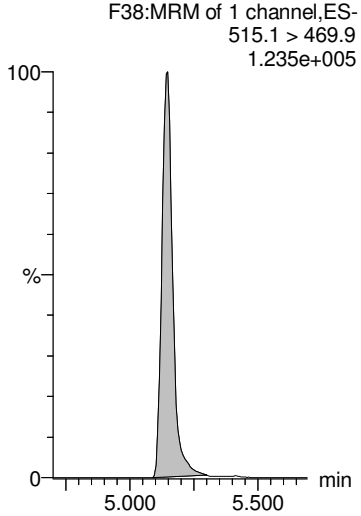

13C2-8:2 FTS

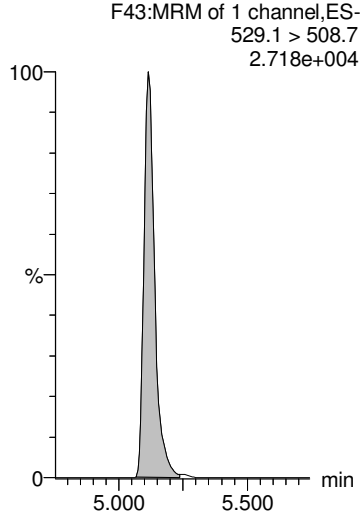

13C8-PFOS

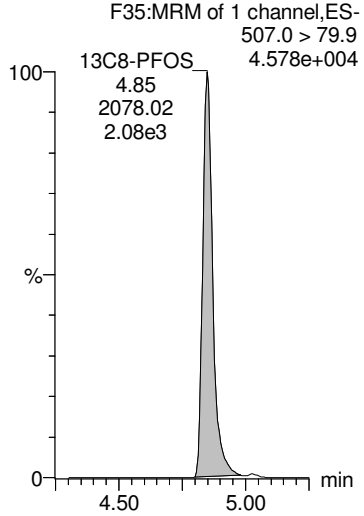

13C8-PFOS

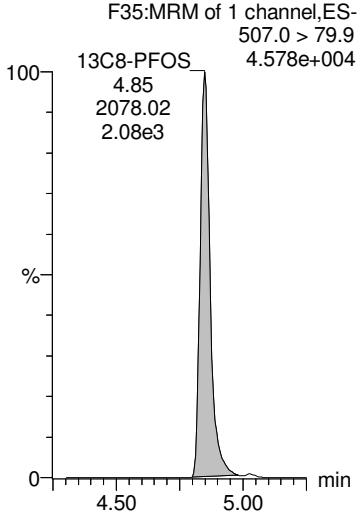

13C2-PFUdA

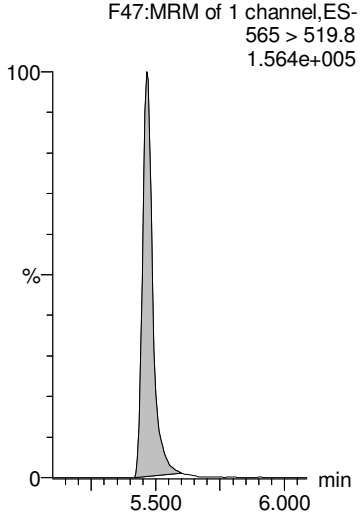

AD 9/27/2018

Dataset: Z:\Projects\PFAS.PRO\Results\180926M1\180926M1-23.qld

MMM 9/27/2018

Last Altered: Thursday, September 27, 2018 15:36:12 Pacific Daylight Time
Printed: Thursday, September 27, 2018 15:36:30 Pacific Daylight Time

Name: 180926M1_23, Date: 26-Sep-2018, Time: 19:05:10, ID: 1802900-10 FB1809051210GC 0.2353, Description: FB1809051210GC

L-MeFOSAA

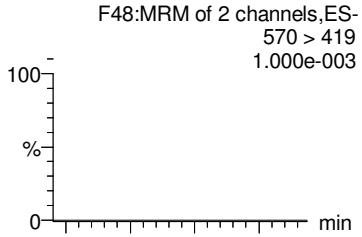

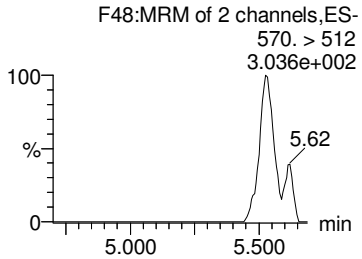

Br-MeFOSAA

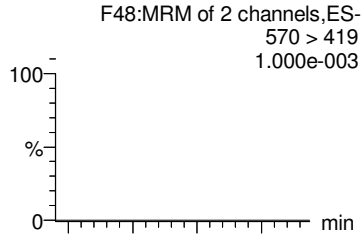

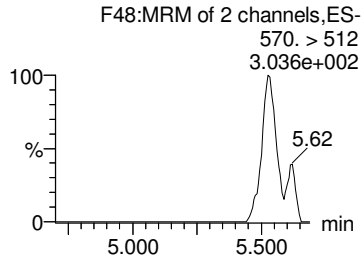

Total N-MeFOSAA

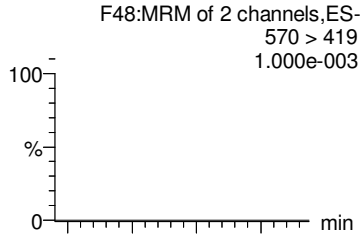

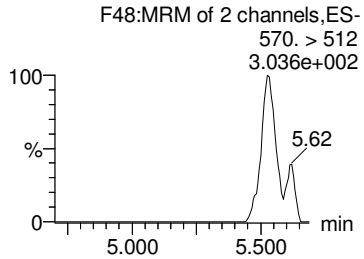

PFTrDA

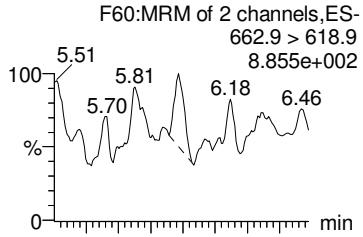

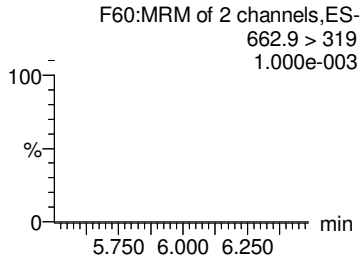

PFTeDA

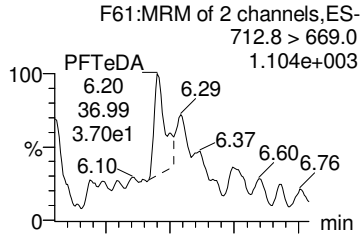

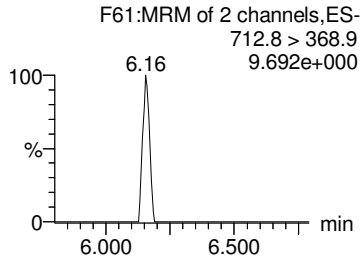

d3-N-MeFOSAA

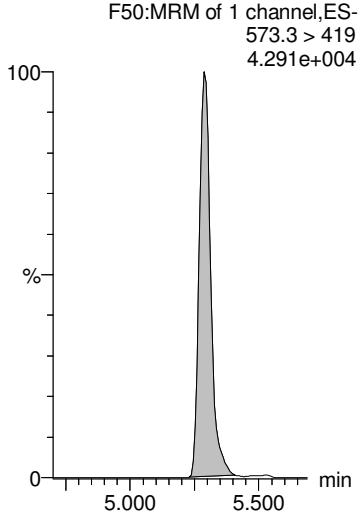

d3-N-MeFOSAA

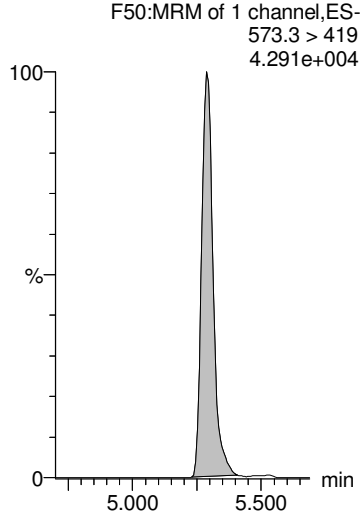

d3-N-MeFOSAA

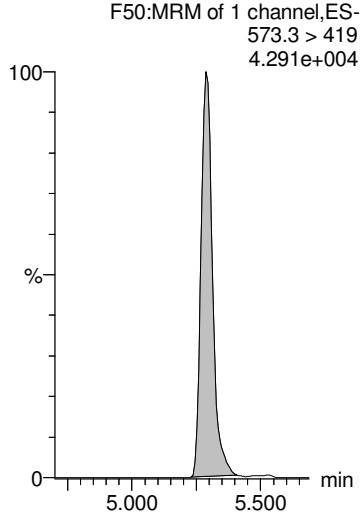

13C2-PFDoA

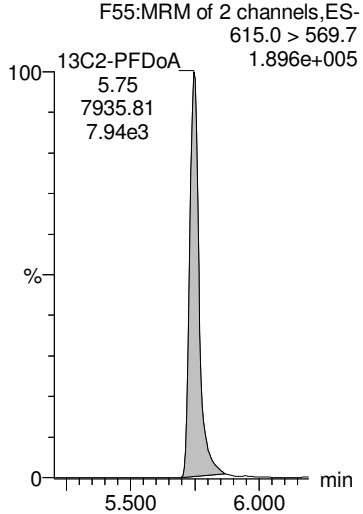

13C2-PFTeDA

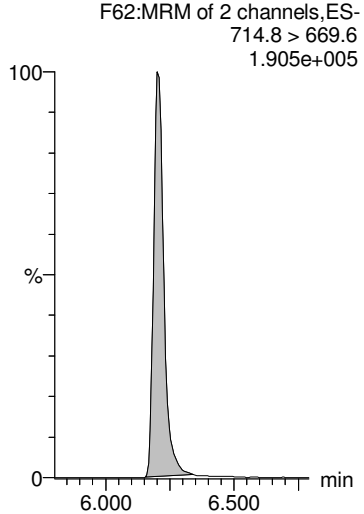

AD 9/27/2018

Dataset: Z:\Projects\PFAS.PRO\Results\180926M1\180926M1-23.qld

MMM 9/27/2018

Last Altered: Thursday, September 27, 2018 15:36:12 Pacific Daylight Time
Printed: Thursday, September 27, 2018 15:36:30 Pacific Daylight Time

Name: 180926M1_23, Date: 26-Sep-2018, Time: 19:05:10, ID: 1802900-10 FB1809051210GC 0.2353, Description: FB1809051210GC

L-EtFOSAA

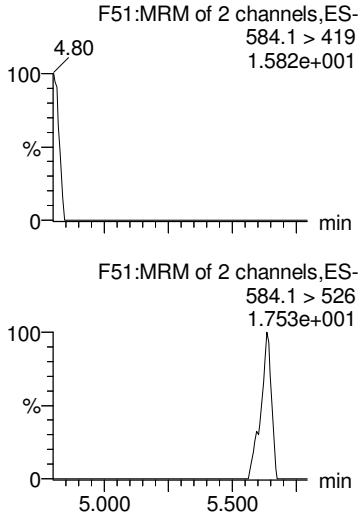

Br-ETFOSAA

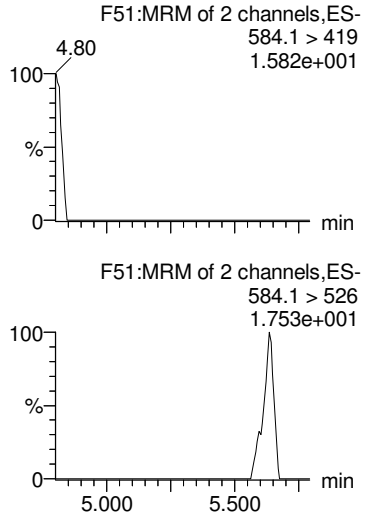

Total N-EtFOSAA

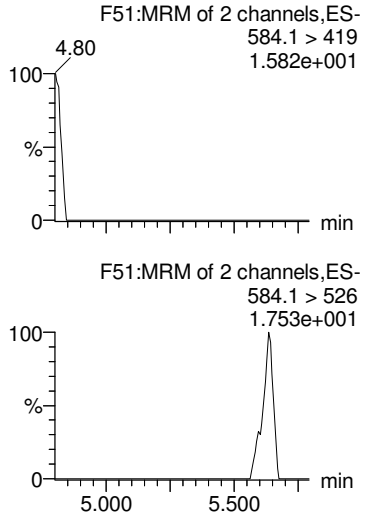

PFDoA

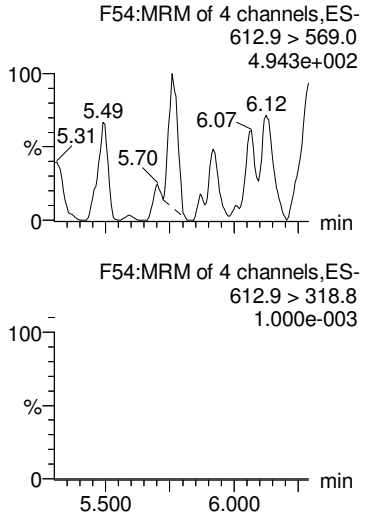

TCDA

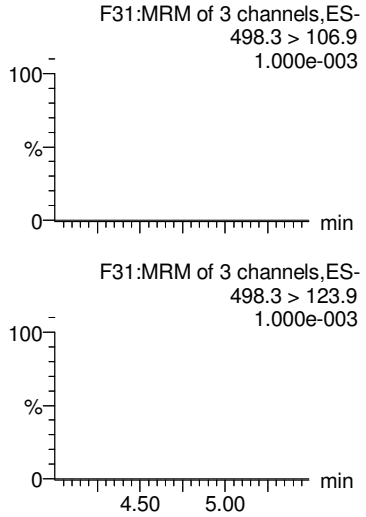

d5-N-EtFOSAA

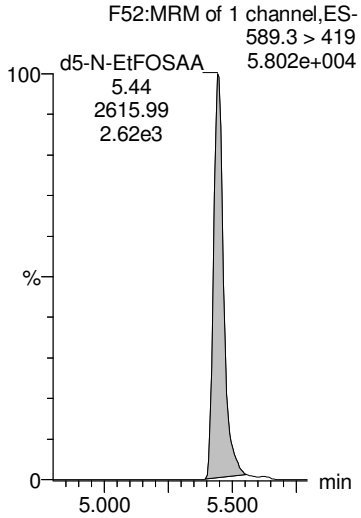

d5-N-EtFOSAA

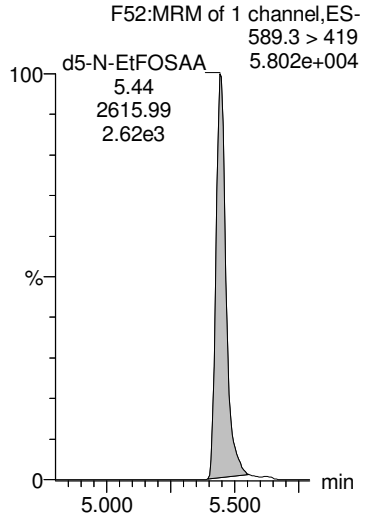

d5-N-EtFOSAA

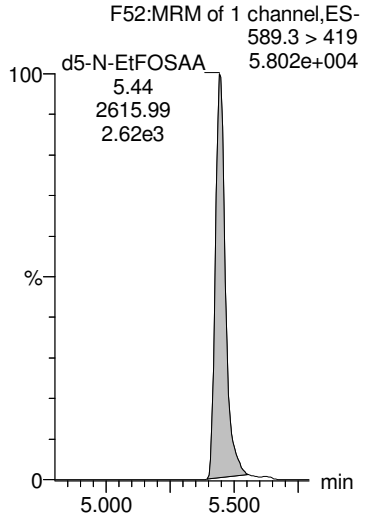

13C2-PFDoA

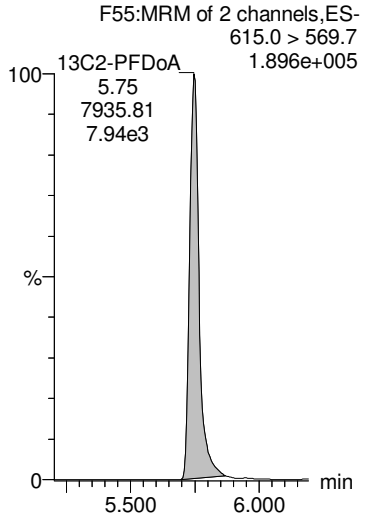

13C8-PFOS

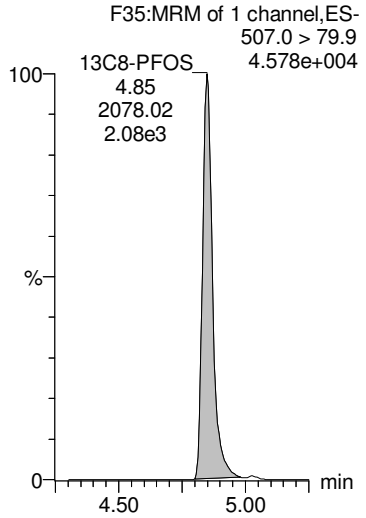

AD 9/27/2018

Dataset: Z:\Projects\PFAS.PRO\Results\180926M1\180926M1-23.qld

MMM 9/27/2018

Last Altered: Thursday, September 27, 2018 15:36:12 Pacific Daylight Time
Printed: Thursday, September 27, 2018 15:36:30 Pacific Daylight Time

Name: 180926M1_23, Date: 26-Sep-2018, Time: 19:05:10, ID: 1802900-10 FB1809051210GC 0.2353, Description: FB1809051210GC

13C4-PFBA

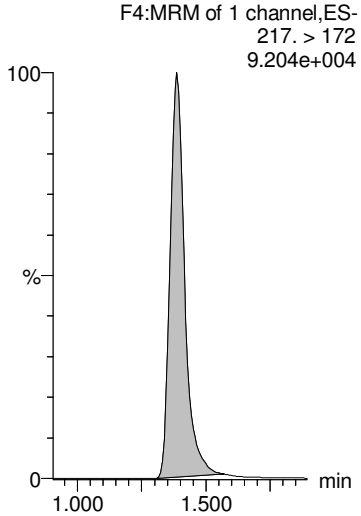

13C5-PFHxA

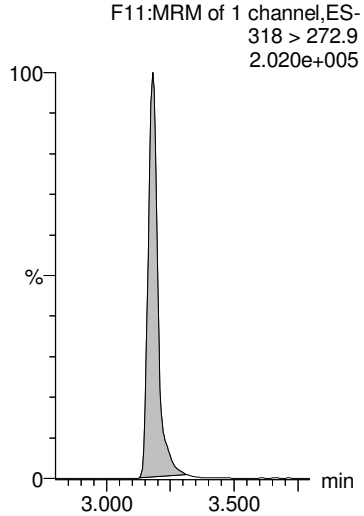

13C3-PFHxS

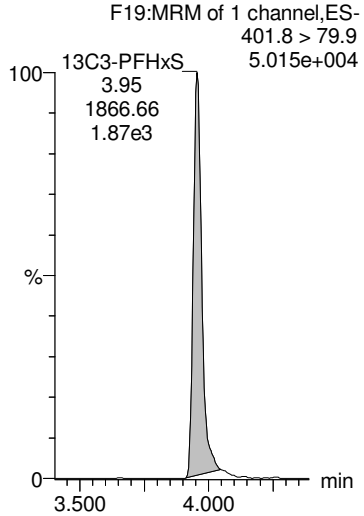

13C8-PFOA

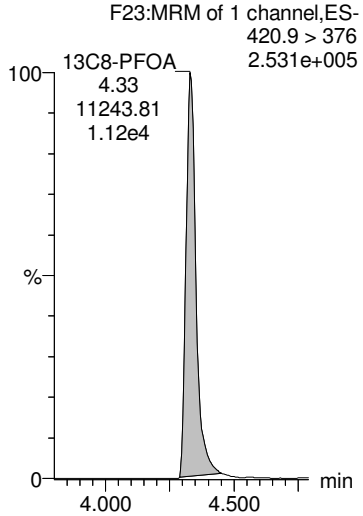

13C9-PFNA

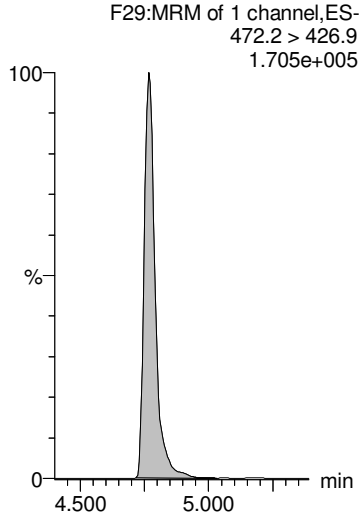

13C4-PFOS

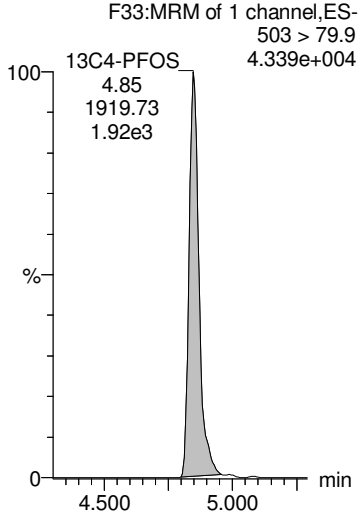

13C6-PFDA

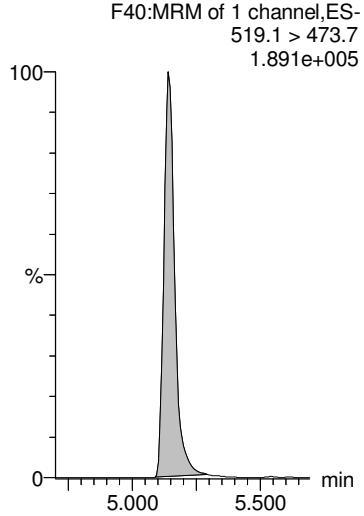

13C7-PFUdA

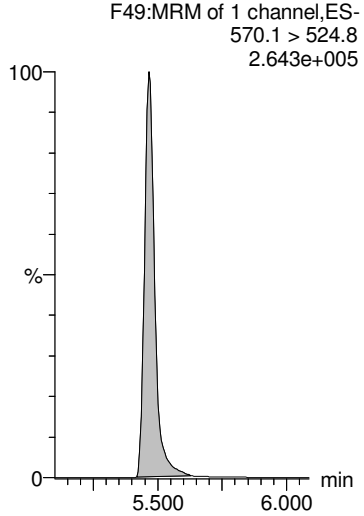

AD 9/27/2018

CONTINUING CALIBRATION

LC Calibration Standards Review Checklist G4

			ION Ratio	Concentration	C-Cals Name	Sign Date	Correct I-Cal	Manual Integrations	N/A
Calibration ID:	ST180925M1-11	L (M) H	☑	☑	☑	☑	☑	☑	☐
Calibration ID:	-12	L (M) H	☑	☑	☑	☑	☑	☑	☐
Calibration ID:	-13	L (M) H	☑	☑	☑	☑	☑	☑	☑
Calibration ID:		L M H	☐	☐	☐	☐	☐	☐	☐
Calibration ID:		L M H	☐	☐	☐	☐	☐	☐	☐
Calibration ID:		L M H	☐	☐	☐	☐	☐	☐	☐
Calibration ID:		L M H	☐	☐	☐	☐	☐	☐	☐
Calibration ID:		L M H	☐	☐	☐	☐	☐	☐	☐
Calibration ID:		L M H	☐	☐	☐	☐	☐	☐	☐
Calibration ID:		L M H	☐	☐	☐	☐	☐	☐	☐

Full Mass Cal. Date: 9/23/18

Run Log Present: ☑

# of Samples per Sequence Checked: ☑

Instrument Blank Saved ☑

IIS Area Saved ☑

Reviewed By: KBF 9/26/18
Initials/Date

Comments:

Vista Analytical Laboratory

Dataset: Z:\Projects\PFAS.PRO\Results\180925M1\180925M1-32.qld

Last Altered: Wednesday, September 26, 2018 15:18:16 Pacific Daylight Time
Printed: Wednesday, September 26, 2018 15:18:35 Pacific Daylight Time

Name: 180925M1_32, Date: 25-Sep-2018, Time: 18:51:36, ID: ST180925M1-11 PFC CS3 18I1706, Description: PFC CS3 18I1706

	#	Name	Trace	Area	IS Area	wt/vol	RT	Response	Conc.	%Rec	Recovery ...	Ion Ratio	Ratio Out?
1	1	PFBA	213.0 > 168.8	11596.710	12611.998	1.00	1.44	11.494	10.1	100.7	NO		
2	2	PFPeA	263.1 > 218.9	11442.375	14550.011	1.00	2.43	9.830	9.7	97.2	NO		
3	3	PFBS	299.0 > 79.7	2964.423	1992.237	1.00	2.72	18.600	10.1	100.7	NO	2.815	NO
4	4	4:2 FTS	327.2>307.2	3574.777	3276.491	1.00	3.12	13.638	10.9	109.3	NO	2.009	NO
5	5	PFHxA	313 > 269	21386.334	10597.202	1.00	3.22	10.091	10.5	104.7	NO	15.401	NO
6	6	PFPeS	349.1>80.1	2440.786	1992.237	1.00	3.42	15.314	10.1	101.3	NO	1.490	NO
7	36	13C3-PFBA	216.1 > 171.8	12611.998	16830.736	1.00	1.44	9.367	12.7	101.3	NO		
8	37	13C3-PFPeA	266. > 221.8	14550.011	27649.242	1.00	2.43	6.578	12.0	95.9	NO		
9	38	13C3-PFBS	302. > 98.8	1992.237	3812.630	1.00	2.72	6.532	12.5	100.1	NO		
10	39	13C2-4:2 FTS	329.2>308.9	3276.491	3812.630	1.00	3.12	10.742	12.5	99.7	NO		
11	40	13C2-PFHxA	315 > 270	10597.202	27649.242	1.00	3.22	4.791	4.8	96.1	NO		
12	38	13C3-PFBS	302. > 98.8	1992.237	3812.630	1.00	2.72	6.532	12.5	100.1	NO		
13	-1												
14	10	6:2 FTS	427.1 > 407	3876.455	3654.446	1.00	4.31	13.259	9.4	94.1	NO	2.834	NO
15	7	PFHpA	363.0 > 318.9	13303.029	14251.993	1.00	3.85	11.668	10.0	100.4	NO	9.914	NO
16	8	L-PFHxS	398.9 > 79.6	2315.387	1721.145	1.00	3.99	16.816	9.4	94.1	NO	1.628	NO
17	11	L-PFOA	412.8 > 368.9	29667.600	22008.520	1.00	4.37	16.850	9.9	98.7	NO	3.448	NO
18	13	PFHpS	449 > 80.0	2957.726	4009.855	1.00	4.48	9.220	10.9	108.7	NO	1.801	NO
19	14	PFNA	463.0 > 418.8	21873.494	26533.904	1.00	4.81	10.305	10.0	99.5	NO	3.818	NO
20	43	13C2-6:2 FTS	429.1 > 408.9	3654.446	3950.165	1.00	4.31	11.564	12.7	101.2	NO		
21	41	13C4-PFHpA	367.2 > 321.8	14251.993	27649.242	1.00	3.85	6.443	12.2	97.7	NO		
22	42	18O2-PFHxS	403.0 > 102.6	1721.145	3812.630	1.00	3.99	5.643	12.9	103.3	NO		
23	44	13C2-PFOA	414.9 > 369.7	22008.520	38463.328	1.00	4.37	7.152	12.7	101.2	NO		
24	47	13C8-PFOS	507.0 > 79.9	4009.855	3950.165	1.00	4.88	12.689	12.0	96.4	NO		
25	45	13C5-PFNA	468.2 > 422.9	26533.904	27172.500	1.00	4.81	12.206	12.3	98.7	NO		
26	-1												
27	15	PFOSA	497.9 > 77.9	5014.132	5999.337	1.00	4.86	10.447	10.2	101.6	NO	22.489	YES
28	16	L-PFOS	498.9 > 79.9	3220.454	4009.855	1.00	4.88	10.039	10.1	101.2	NO	1.807	NO
29	18	PFDA	513 > 468.8	23274.576	22922.629	1.00	5.18	12.692	10.1	101.5	NO	4.773	NO
30	19	8:2 FTS	527 > 506.9	3521.949	2922.681	1.00	5.16	15.063	9.8	98.0	NO	2.342	NO
31	20	PFNS	549.1 > 80.1	2385.585	4009.855	1.00	5.24	7.437	10.0	100.5	NO	1.506	NO
32	21	L-MeFOSAA	570 > 419	8689.266	7410.509	1.00	5.33	14.657	10.1	100.8	NO	2.494	NO
33	46	13C8-PFOSA	506.1 > 77.7	5999.337	32327.615	1.00	4.86	2.320	11.1	88.4	NO		
34	47	13C8-PFOS	507.0 > 79.9	4009.855	3950.165	1.00	4.88	12.689	12.0	96.4	NO		
35	48	13C2-PFDA	515.1 > 469.9	22922.629	23596.186	1.00	5.18	12.143	11.4	90.9	NO		
36	49	13C2-8:2 FTS	529.1 > 508.7	2922.681	3950.165	1.00	5.15	9.249	12.7	101.4	NO		

9/26/18

9/26/18

Vista Analytical Laboratory

Dataset: Z:\Projects\PFAS.PRO\Results\180925M1\180925M1-32.qld

Last Altered: Wednesday, September 26, 2018 15:18:16 Pacific Daylight Time
Printed: Wednesday, September 26, 2018 15:18:35 Pacific Daylight Time

Name: 180925M1_32, Date: 25-Sep-2018, Time: 18:51:36, ID: ST180925M1-11 PFC CS3 18I1706, Description: PFC CS3 18I1706

	#	Name	Trace	Area	IS Area	wt/vol	RT	Response	Conc.	%Rec	Recovery ...	Ion Ratio	Ratio Out?
37	47	13C8-PFOS	507.0 > 79.9	4009.855	3950.165	1.00	4.88	12.689	12.0	96.4	NO		
38	50	d3-N-MeFOSAA	573.3 > 419	7410.509	32327.615	1.00	5.32	2.865	11.7	93.3	NO		
39	-1												
40	23	L-EtFOSAA	584.1 > 419	7082.413	8611.204	1.00	5.48	10.281	9.7	97.0	NO	1.312	NO
41	27	PFDoA	612.9 > 569.0	29652.941	29245.324	1.00	5.78	12.674	10.0	99.7	NO	10.088	NO
42	26	PFDS	598.8 > 79.9	3506.550	4009.855	1.00	5.55	10.931	10.7	107.1	NO	1.775	NO
43	25	PFUdA	563.0 > 518.9	23497.471	30902.816	1.00	5.50	9.505	9.5	94.6	NO	8.900	NO
44	28	N-MeFOSA	512.1 > 168.9	5894.421	18836.996	1.00	5.81	46.938	50.6	101.2	NO	1.454	NO
45	29	PFTrDA	662.9 > 618.9	29722.098	29245.324	1.00	6.03	12.704	9.7	97.3	NO	23.608	NO
46	52	d5-N-EtFOSAA	589.3 > 419	8611.204	32327.615	1.00	5.48	3.330	12.0	96.3	NO		
47	53	13C2-PFDoA	615.0 > 569.7	29245.324	23596.186	1.00	5.78	15.493	12.0	96.2	NO		
48	47	13C8-PFOS	507.0 > 79.9	4009.855	3950.165	1.00	4.88	12.689	12.0	96.4	NO		
49	51	13C2-PFUdA	565 > 519.8	30902.816	32327.615	1.00	5.50	11.949	12.4	99.0	NO		
50	54	d3-N-MeFOSA	515.2 > 168.9	18836.996	32327.615	1.00	5.83	7.284	138.7	92.5	NO		
51	53	13C2-PFDoA	615.0 > 569.7	29245.324	23596.186	1.00	5.78	15.493	12.0	96.2	NO		
52	-1												
53	30	PFTeDA	712.8 > 669.0	27825.676	20869.980	1.00	6.24	16.666	9.3	93.4	NO	15.032	NO
54	31	N-EtFOSA	526.1 > 168.9	6248.196	22106.334	1.00	6.20	42.396	48.3	96.6	NO	1.562	NO
55	32	PFHxDA	813.1 > 768.6	14769.728	11468.245	1.00	6.55	6.439	11.2	111.6	NO	24.189	NO
56	33	PFODA	913.1 > 868.8	17843.986	11468.245	1.00	6.78	7.780	10.0	100.4	NO		
57	34	N-MeFOSE	616.1 > 58.9	4708.752	14628.751	1.00	6.33	48.283	53.3	106.6	NO		
58	35	N-EtFOSE	630.1 > 58.9	5463.051	14854.839	1.00	6.49	55.164	51.4	102.9	NO		
59	55	13C2-PFTeDA	714.8 > 669.6	20869.980	32327.615	1.00	6.24	8.070	12.7	101.8	NO		
60	56	d5-N-ETFOSA	531.1 > 168.9	22106.334	32327.615	1.00	6.21	8.548	146.5	97.7	NO		
61	57	13C2-PFHxDA	815 > 769.7	11468.245	32327.615	1.00	6.55	4.434	4.7	94.5	NO		
62	57	13C2-PFHxDA	815 > 769.7	11468.245	32327.615	1.00	6.55	4.434	4.7	94.5	NO		
63	58	d7-N-MeFOSE	623.1 > 58.9	14628.751	32327.615	1.00	6.33	5.656	131.1	87.4	NO		
64	59	d9-N-EtFOSE	639.2 > 58.8	14854.839	32327.615	1.00	6.48	5.744	132.1	88.1	NO		
65	-1												
66	60	13C4-PFBA	217. > 172	16830.736	16830.736	1.00	1.44	12.500	12.5	100.0	NO		
67	61	13C5-PFHxA	318 > 272.9	27649.242	27649.242	1.00	3.22	12.500	12.5	100.0	NO		
68	62	13C3-PFHxS	401.8 > 79.9	3812.630	3812.630	1.00	3.99	12.500	12.5	100.0	NO		
69	63	13C8-PFOA	420.9 > 376	38463.328	38463.328	1.00	4.37	12.500	12.5	100.0	NO		
70	64	13C9-PFNA	472.2 > 426.9	27172.500	27172.500	1.00	4.81	12.500	12.5	100.0	NO		
71	65	13C4-PFOS	503 > 79.9	3950.165	3950.165	1.00	4.88	12.500	12.5	100.0	NO		
72	66	13C6-PFDA	519.1 > 473.7	23596.186	23596.186	1.00	5.18	12.500	12.5	100.0	NO		

Vista Analytical Laboratory

Dataset: Z:\Projects\PFAS.PRO\Results\180925M1\180925M1-32.qld

Last Altered: Wednesday, September 26, 2018 15:18:16 Pacific Daylight Time
Printed: Wednesday, September 26, 2018 15:18:35 Pacific Daylight Time

Name: 180925M1_32, Date: 25-Sep-2018, Time: 18:51:36, ID: ST180925M1-11 PFC CS3 18I1706, Description: PFC CS3 18I1706

	#	Name	Trace	Area	IS Area	wt/vol	RT	Response	Conc.	%Rec	Recovery ...	Ion Ratio	Ratio Out?
73	67	13C7-PFUdA	570.1 > 524.8	32327.615	32327.615	1.00	5.50	12.500	12.5	100.0	NO		

Vista Analytical Laboratory

Dataset: Untitled

Last Altered: Wednesday, September 26, 2018 15:30:57 Pacific Daylight Time
Printed: Wednesday, September 26, 2018 15:31:38 Pacific Daylight Time

Method: Z:\Projects\PFAS.pro\MethDB\PFAS_FULL_80C_092518.mdb 26 Sep 2018 12:51:44
Calibration: Z:\Projects\PFAS.pro\CurveDB\C18_VAL-PFAS_Q4_09-25-18.cdb 26 Sep 2018 10:07:46

Compound name: PFBA

	#	Name	ID	Acq.Date	Acq.Time
1	1	180925M1_1	IPA	25-Sep-18	12:56:33
2	2	180925M1_2	ST180925M1-1 PFC CS-2 18I1701	25-Sep-18	13:07:06
3	3	180925M1_3	ST180925M1-2 PFC CS-1 18I1702	25-Sep-18	13:17:44
4	4	180925M1_4	ST180925M1-3 PFC CS0 18I1703	25-Sep-18	13:28:16
5	5	180925M1_5	ST180925M1-4 PFC CS1 18I1704	25-Sep-18	13:38:54
6	6	180925M1_6	ST180925M1-5 PFC CS2 18I1705	25-Sep-18	13:49:27
7	7	180925M1_7	ST180925M1-6 PFC CS3 18I1706	25-Sep-18	14:00:06
8	8	180925M1_8	ST180925M1-7 PFC CS4 18I1707	25-Sep-18	14:10:44
9	9	180925M1_9	ST180925M1-8 PFC CS5 18I1708	25-Sep-18	14:21:17
10	10	180925M1_10	ST180925M1-9 PFC CS6 18I1709	25-Sep-18	14:31:55
11	11	180925M1_11	ST180925M1-10 PFC CS7 18I1710	25-Sep-18	14:42:27
12	12	180925M1_12	IPA	25-Sep-18	14:53:05
13	13	180925M1_13	ICV180925M1-1 PFC ICV 18I1711	25-Sep-18	15:03:38
14	14	180925M1_14	IPA	25-Sep-18	15:14:17
15	15	180925M1_15	B8I0152-BS1 OPR 0.125	25-Sep-18	15:51:22
16	16	180925M1_16	B8I0152-BLK1 Method Blank 0.125	25-Sep-18	16:01:56
17	17	180925M1_17	1803089-01 091918-GRW-MW8BR 0.1...	25-Sep-18	16:12:34
18	18	180925M1_18	1803089-02 091918-GRW-MW8BR-D ...	25-Sep-18	16:23:06
19	19	180925M1_19	B8I0089-BS1 OPR 1	25-Sep-18	16:33:45
20	20	180925M1_20	B8I0089-BLK1 Method Blank 1	25-Sep-18	16:44:18
21	21	180925M1_21	B8I0089-MS1 Matrix Spike 1.18	25-Sep-18	16:54:56
22	22	180925M1_22	B8I0089-MSD1 Matrix Spike Dup 1.2	25-Sep-18	17:05:35
23	23	180925M1_23	1802897-01 18Q3SS035-MW0101-SO-...	25-Sep-18	17:16:08
24	24	180925M1_24	1802897-02 18Q3SS035-MW0101-SO-...	25-Sep-18	17:26:46
25	25	180925M1_25	1802897-03 18Q3SS035-MW0102-SO-...	25-Sep-18	17:37:19
26	26	180925M1_26	1802897-04 18Q3SS035-MW0103-SO-...	25-Sep-18	17:47:57
27	27	180925M1_27	1802897-05 18Q3SS035-SS2001-SO-0...	25-Sep-18	17:58:29
28	28	180925M1_28	1802897-06 18Q3SS035-SB2001-SO-0...	25-Sep-18	18:09:08
29	29	180925M1_29	1802897-07 18Q3SS035-SB2002-SO-0...	25-Sep-18	18:19:46
30	30	180925M1_30	1802897-09 18Q3SS035-SB2301-SO-0...	25-Sep-18	18:30:19
31	31	180925M1_31	IPA	25-Sep-18	18:40:58
32	32	180925M1_32	ST180925M1-11 PFC CS3 18I1706	25-Sep-18	18:51:36
33	33	180925M1_33	1802897-10 18Q3SS035-SB2302-SO-0...	25-Sep-18	19:02:09
34	34	180925M1_34	1802897-11 18Q3SS035-SB2401-SO-0...	25-Sep-18	19:12:47

Quantify Compound Summary Report **MassLynx MassLynx V4.1 SCN 945**
Vista Analytical Laboratory

Dataset: Untitled

Last Altered: Wednesday, September 26, 2018 15:30:57 Pacific Daylight Time
Printed: Wednesday, September 26, 2018 15:31:38 Pacific Daylight Time

Compound name: PFBA

	#	Name	ID	Acq.Date	Acq.Time
35	35	180925M1_35	1802897-12 18Q3SS035-SB2402-SO-0...	25-Sep-18	19:23:20
36	36	180925M1_36	1802897-13 18Q3SS035-SS2501-SO-0...	25-Sep-18	19:33:59
37	37	180925M1_37	1802897-14 18Q3SS035-SS2601-SO-0...	25-Sep-18	19:44:32
38	38	180925M1_38	1802897-15 18Q3SS035-SB2501-SO-0...	25-Sep-18	19:55:11
39	39	180925M1_39	1802897-16 18Q3SS035-SB2502-SO-0...	25-Sep-18	20:05:44
40	40	180925M1_40	1802897-17 18Q3SS035-SB2601-SO-0...	25-Sep-18	20:16:22
41	41	180925M1_41	1802897-18 18Q3SS035-SB2602-SO-0...	25-Sep-18	20:26:55
42	42	180925M1_42	B8I0043-BS1 OPR 0.25	25-Sep-18	20:37:25
43	43	180925M1_43	B8I0043-BLK1 Method Blank 0.25	25-Sep-18	20:48:04
44	44	180925M1_44	1802887-01 SW1808300930GC 0.23703	25-Sep-18	20:58:38
45	45	180925M1_45	IPA	25-Sep-18	21:09:16
46	46	180925M1_46	ST180925M1-12 PFC CS3 18I1706	25-Sep-18	21:19:49
47	47	180925M1_47	1802887-02 PW1808301215GC 0.22139	25-Sep-18	21:30:28
48	48	180925M1_48	1802887-03 SW1808301515GC 0.22536	25-Sep-18	21:41:06
49	49	180925M1_49	1802887-04 FD1808301515GC 0.22732	25-Sep-18	21:51:40
50	50	180925M1_50	1802887-05 SW1808301600GC 0.23779	25-Sep-18	22:02:18
51	51	180925M1_51	1802887-06 SW1808310950GC 0.23612	25-Sep-18	22:12:50
52	52	180925M1_52	1802887-07 FD1808310950GC 0.23475	25-Sep-18	22:23:29
53	53	180925M1_53	1802887-08 PW1808311100GC 0.20799	25-Sep-18	22:34:02
54	54	180925M1_54	1802887-09 FB1808311110GC 0.244	25-Sep-18	22:44:41
55	55	180925M1_55	1802900-01 PW1809041355GC 0.21844	25-Sep-18	22:55:14
56	56	180925M1_56	1802900-02 PW1809041415GC 0.22528	25-Sep-18	23:05:53
57	57	180925M1_57	1802900-03 PW1809041445GC 0.22448	25-Sep-18	23:16:31
58	58	180925M1_58	IPA	25-Sep-18	23:27:04
59	59	180925M1_59	ST180925M1-13 PFC CS3 18I1706	25-Sep-18	23:37:42

Vista Analytical Laboratory

Dataset: Z:\Projects\PFAS.PRO\Results\180925M1\180925M1-32.qld

Last Altered: Wednesday, September 26, 2018 15:18:16 Pacific Daylight Time
Printed: Wednesday, September 26, 2018 15:18:35 Pacific Daylight Time

Method: Z:\Projects\PFAS.pro\MethDB\PFAS_FULL_80C_092518.mdb 26 Sep 2018 12:51:44
Calibration: Z:\Projects\PFAS.pro\CurveDB\C18_VAL-PFAS_Q4_09-25-18.cdb 26 Sep 2018 10:07:46

Name: 180925M1_32, Date: 25-Sep-2018, Time: 18:51:36, ID: ST180925M1-11 PFC CS3 18I1706, Description: PFC CS3 18I1706

PFBA
F2:MRM of 1 channel,ES-
213.0 > 168.8
1.100e+005

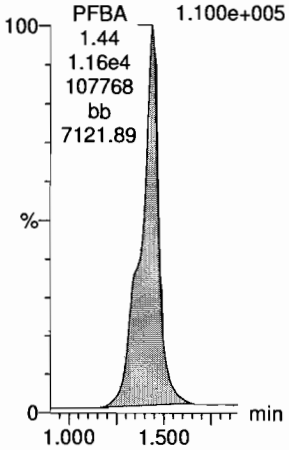

PFPeA
F5:MRM of 1 channel,ES-
263.1 > 218.9
2.340e+005



PFBS
F7:MRM of 2 channels,ES-
299.0 > 79.7
6.137e+004

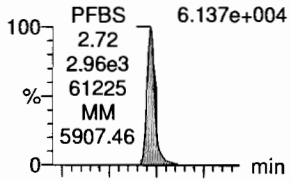

F7:MRM of 2 channels,ES-
299.0 > 99.0
2.256e+004

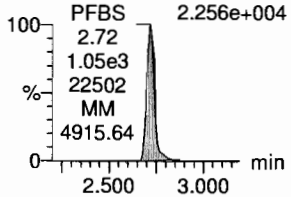

4:2 FTS
F12:MRM of 2 channels,ES-
327.2 > 307.2
7.834e+004

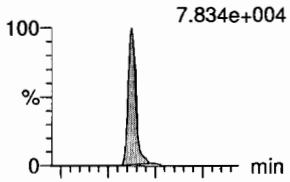

F12:MRM of 2 channels,ES-
327.2 > 81.1
3.924e+004

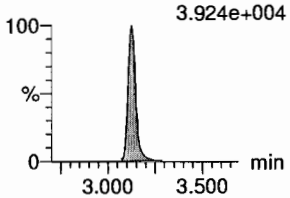

PFHxA
F9:MRM of 2 channels,ES-
313 > 269
5.248e+005

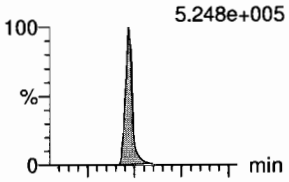

F9:MRM of 2 channels,ES-
313 > 118.9
3.466e+004

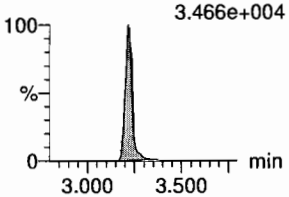

PFPeS
F15:MRM of 2 channels,ES-
349.1 > 80.1
5.514e+004

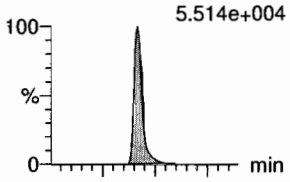

F15:MRM of 2 channels,ES-
349.1 > 99
3.677e+004

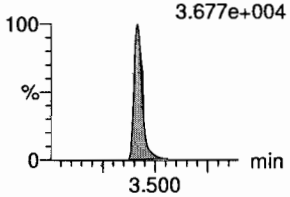

13C3-PFBA
F3:MRM of 1 channel,ES-
216.1 > 171.8
1.164e+005

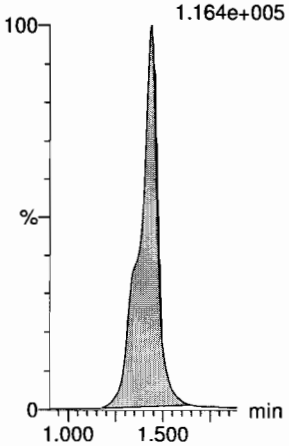

13C3-PFPeA
F6:MRM of 1 channel,ES-
266. > 221.8
2.928e+005

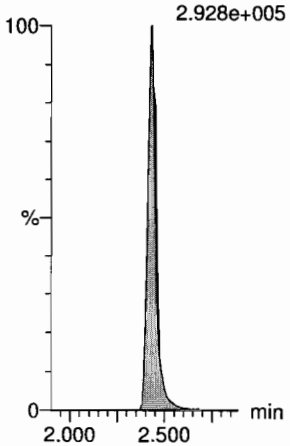

13C3-PFBS
F8:MRM of 1 channel,ES-
302. > 98.8
4.161e+004

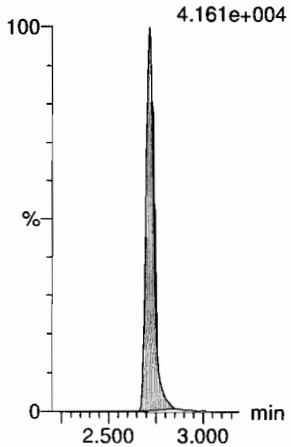

13C2-4:2 FTS
F13:MRM of 1 channel,ES-
329.2 > 308.9
7.082e+004

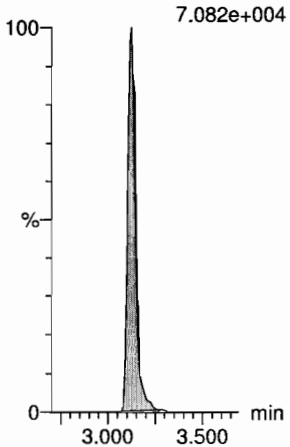

13C2-PFHxA
F10:MRM of 1 channel,ES-
315 > 270
2.663e+005

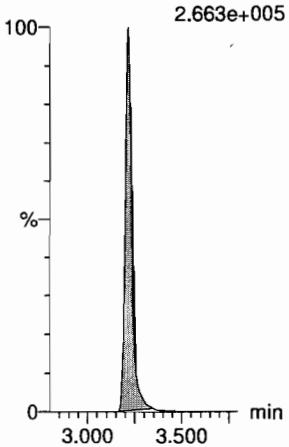

13C3-PFBS
F8:MRM of 1 channel,ES-
302. > 98.8
4.161e+004

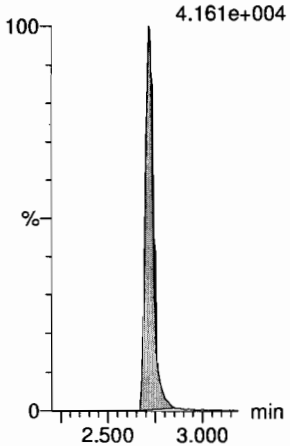

Vista Analytical Laboratory

Dataset: Z:\Projects\PFAS.PRO\Results\180925M1\180925M1-32.qld

Last Altered: Wednesday, September 26, 2018 15:18:16 Pacific Daylight Time
Printed: Wednesday, September 26, 2018 15:18:35 Pacific Daylight Time

Name: 180925M1_32, Date: 25-Sep-2018, Time: 18:51:36, ID: ST180925M1-11 PFC CS3 18I1706, Description: PFC CS3 18I1706

6:2 FTS

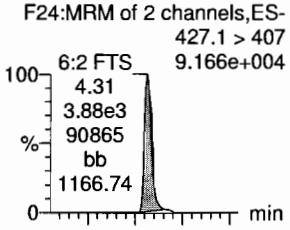

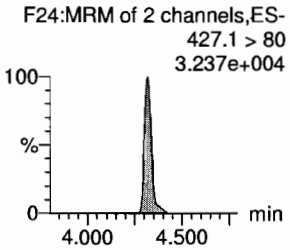

PFHpA

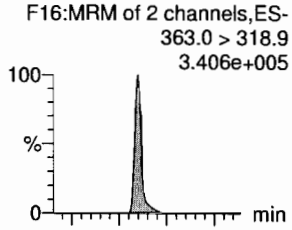

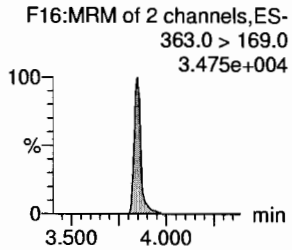

L-PFHxS

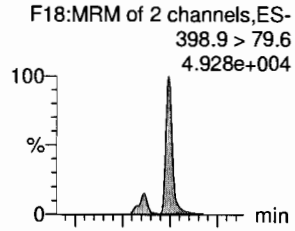

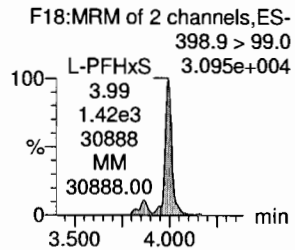

L-PFOA

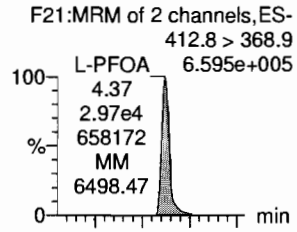

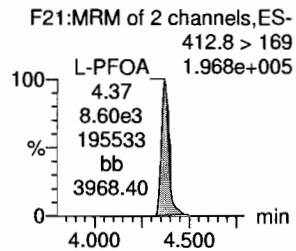

PFHpS

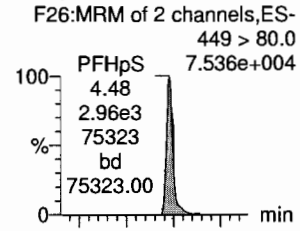

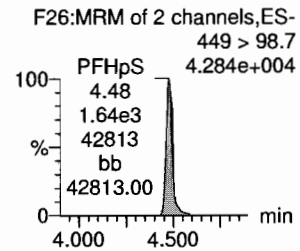

PFNA

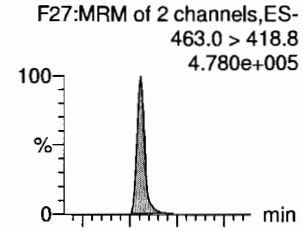

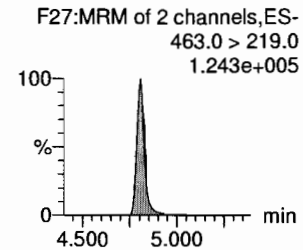

13C2-6:2 FTS

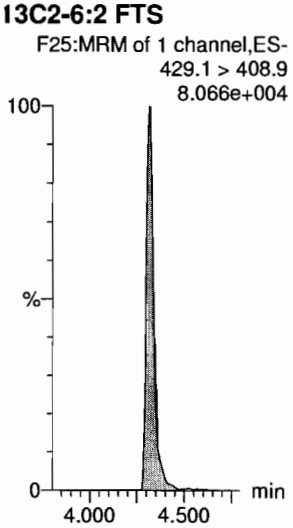

13C4-PFHpA



18O2-PFHxS

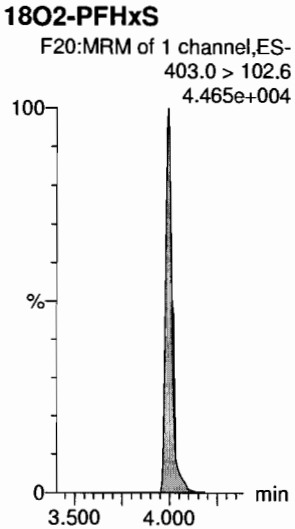

13C2-PFOA

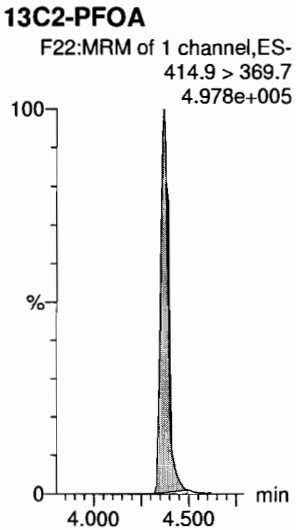

13C8-PFOS

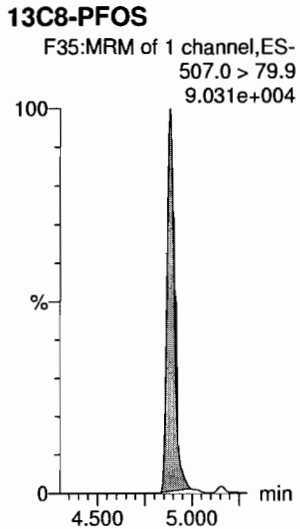

13C5-PFNA

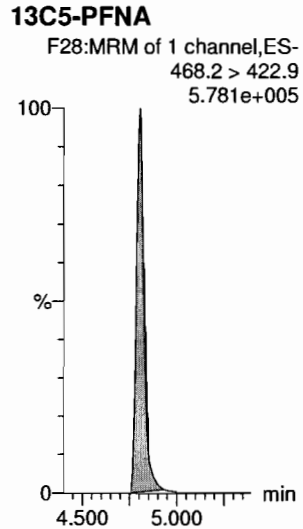

Vista Analytical Laboratory

Dataset: Z:\Projects\PFAS.PRO\Results\180925M1\180925M1-32.qld

Last Altered: Wednesday, September 26, 2018 15:18:16 Pacific Daylight Time
Printed: Wednesday, September 26, 2018 15:18:35 Pacific Daylight Time

Name: 180925M1_32, Date: 25-Sep-2018, Time: 18:51:36, ID: ST180925M1-11 PFC CS3 18I1706, Description: PFC CS3 18I1706

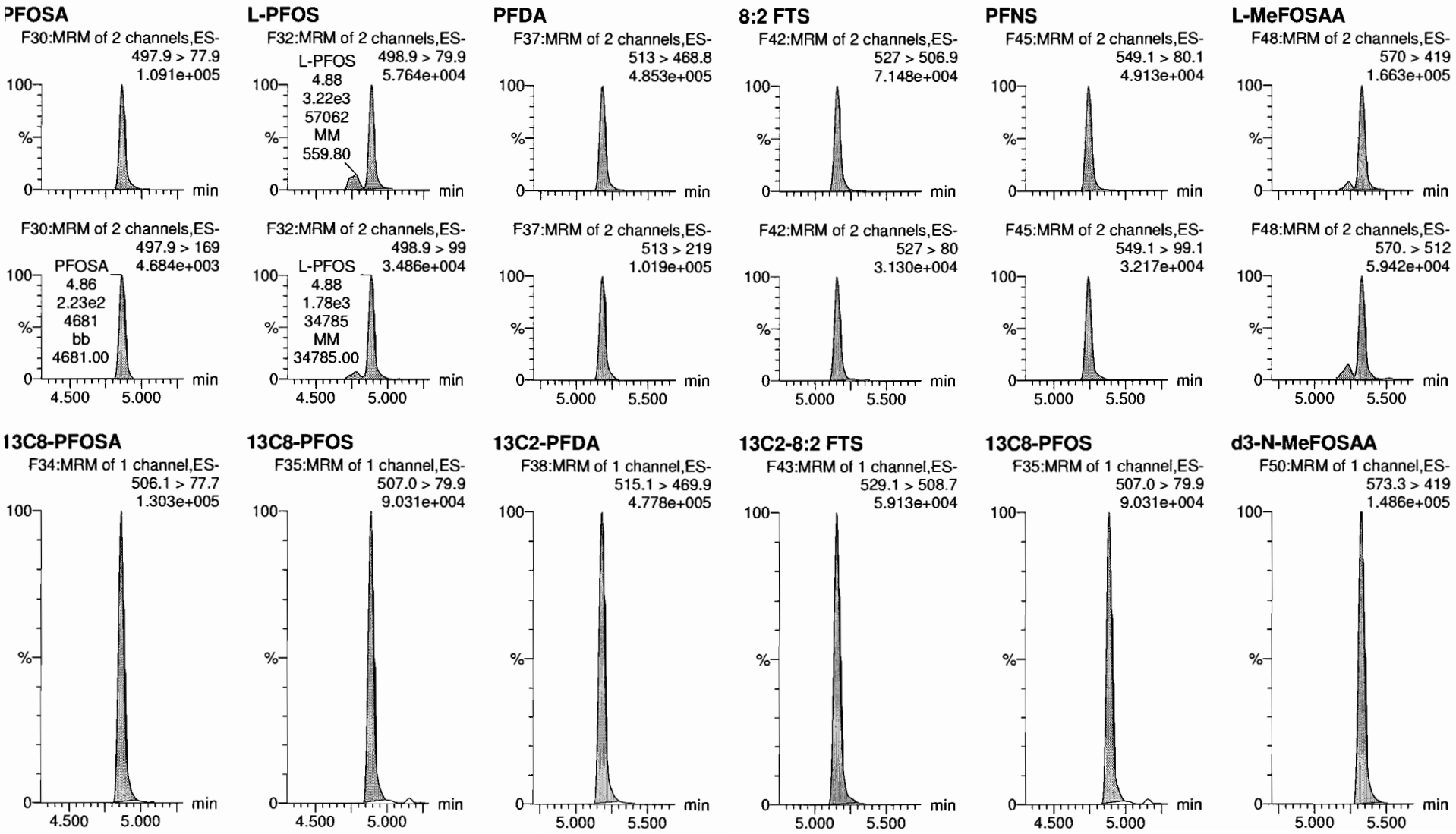

Vista Analytical Laboratory

Dataset: Z:\Projects\PFAS.PRO\Results\180925M1\180925M1-32.qld

Last Altered: Wednesday, September 26, 2018 15:18:16 Pacific Daylight Time
Printed: Wednesday, September 26, 2018 15:18:35 Pacific Daylight Time

Name: 180925M1_32, Date: 25-Sep-2018, Time: 18:51:36, ID: ST180925M1-11 PFC CS3 18I1706, Description: PFC CS3 18I1706

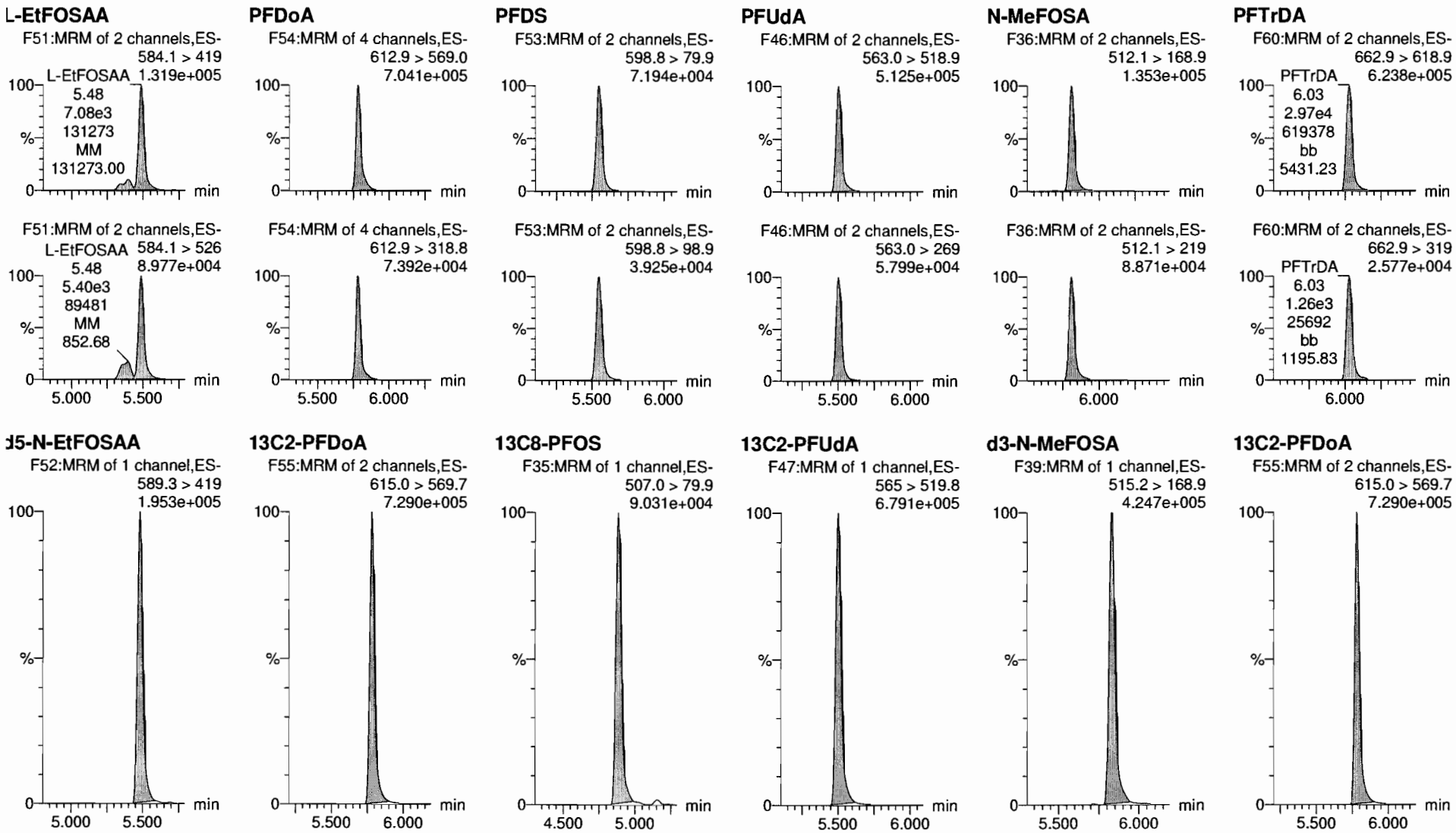

Vista Analytical Laboratory

Dataset: Z:\Projects\PFAS.PRO\Results\180925M1\180925M1-32.qld

Last Altered: Wednesday, September 26, 2018 15:18:16 Pacific Daylight Time
Printed: Wednesday, September 26, 2018 15:18:35 Pacific Daylight Time

Name: 180925M1_32, Date: 25-Sep-2018, Time: 18:51:36, ID: ST180925M1-11 PFC CS3 18I1706, Description: PFC CS3 18I1706

PFTeDA
F61:MRM of 2 channels,ES-
712.8 > 669.0
6.066e+005

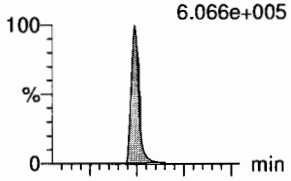

F61:MRM of 2 channels,ES-
712.8 > 368.9
4.015e+004

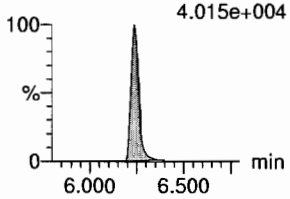

N-EtFOSA
F41:MRM of 2 channels,ES-
526.1 > 168.9
1.373e+005

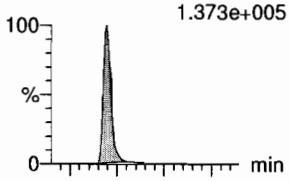

F41:MRM of 2 channels,ES-
526.1 > 219
8.734e+004

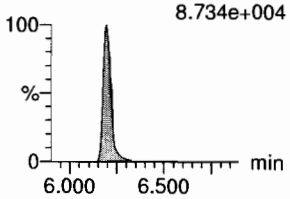

PFHxDA
F63:MRM of 2 channels,ES-
813.1 > 768.6
3.522e+005

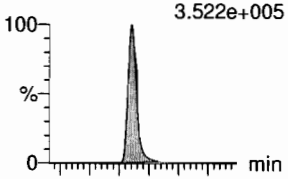

F63:MRM of 2 channels,ES-
813.1 > 219
1.461e+004

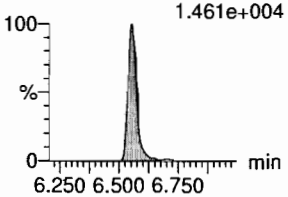

PFODA
F65:MRM of 1 channel,ES-
913.1 > 868.8
4.291e+005

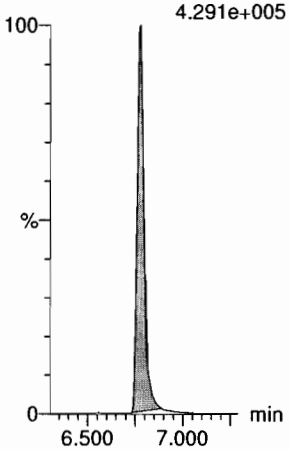

N-MeFOSE
F56:MRM of 1 channel,ES-
616.1 > 58.9
9.062e+004

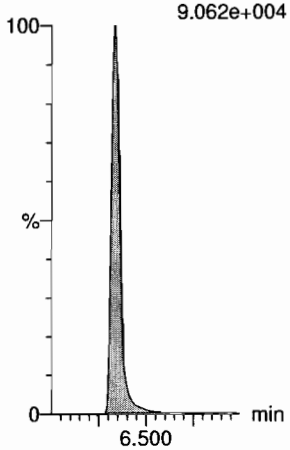

N-EtFOSE
F58:MRM of 1 channel,ES-
630.1 > 58.9
1.157e+005

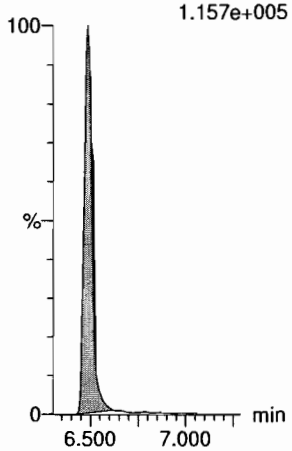

13C2-PFTeDA
F62:MRM of 2 channels,ES-
714.8 > 669.6
4.532e+005

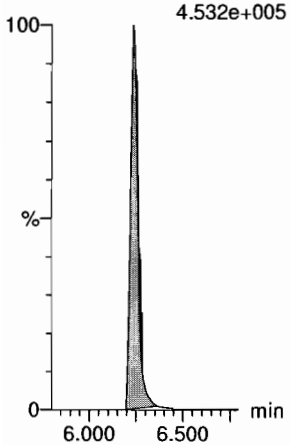

d5-N-ETFOSA
F44:MRM of 1 channel,ES-
531.1 > 168.9
4.715e+005

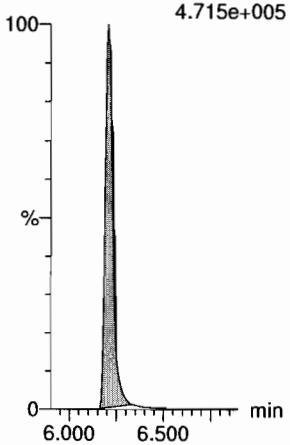

13C2-PFHxDA
F64:MRM of 1 channel,ES-
815 > 769.7
2.787e+005

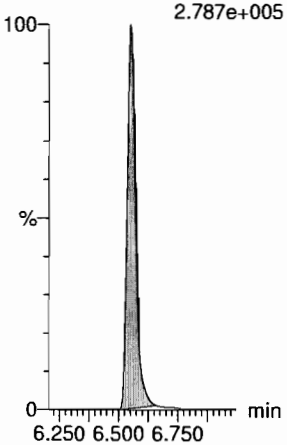

13C2-PFHxDA
F64:MRM of 1 channel,ES-
815 > 769.7
2.787e+005

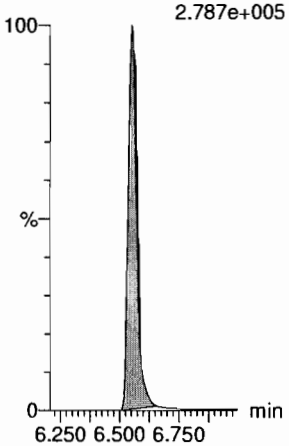

d7-N-MeFOSE
F57:MRM of 1 channel,ES-
623.1 > 58.9
2.979e+005

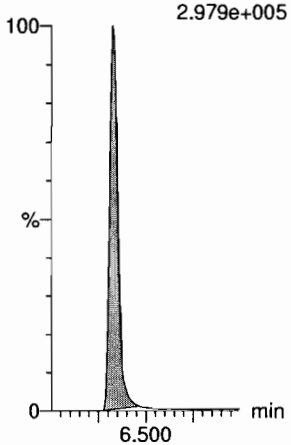

d9-N-EtFOSE
F59:MRM of 1 channel,ES-
639.2 > 58.8
3.097e+005

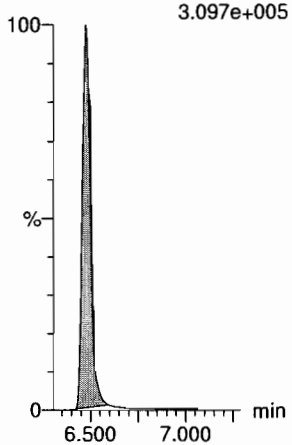

Vista Analytical Laboratory

Dataset: Z:\Projects\PFAS.PRO\Results\180925M1\180925M1-32.qld

Last Altered: Wednesday, September 26, 2018 15:18:16 Pacific Daylight Time
Printed: Wednesday, September 26, 2018 15:18:35 Pacific Daylight Time

Name: 180925M1_32, Date: 25-Sep-2018, Time: 18:51:36, ID: ST180925M1-11 PFC CS3 18I1706, Description: PFC CS3 18I1706

13C4-PFBA
F4:MRM of 1 channel,ES-
217. > 172
1.568e+005

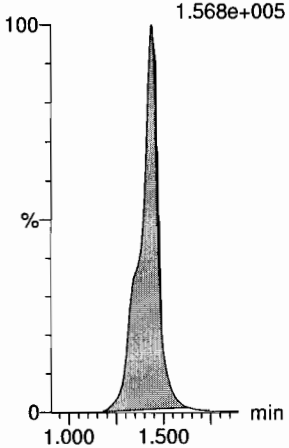

13C5-PFHxA
F11:MRM of 1 channel,ES-
318 > 272.9
6.876e+005

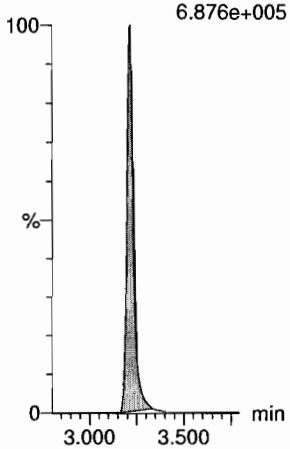

13C3-PFHxS
F19:MRM of 1 channel,ES-
401.8 > 79.9
1.019e+005

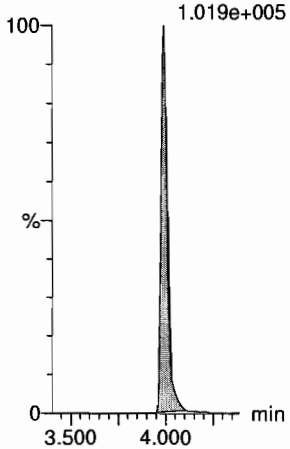

13C8-PFOA
F23:MRM of 1 channel,ES-
420.9 > 376
8.753e+005

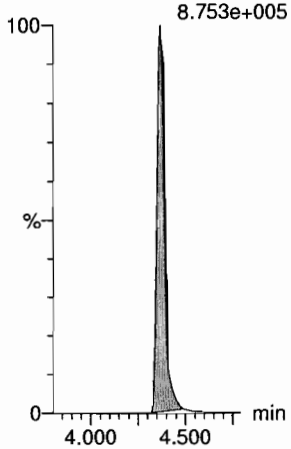

13C9-PFNA
F29:MRM of 1 channel,ES-
472.2 > 426.9
5.986e+005

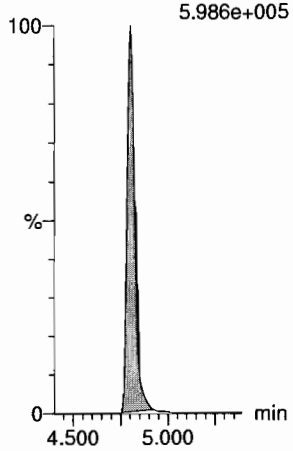

13C4-PFOS
F33:MRM of 1 channel,ES-
503 > 79.9
8.854e+004

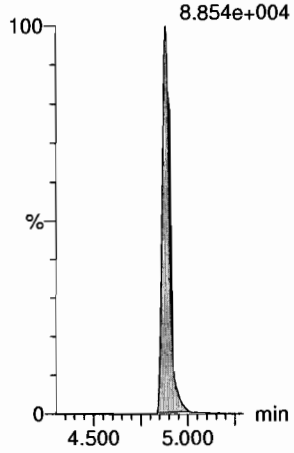

13C6-PFDA
F40:MRM of 1 channel,ES-
519.1 > 473.7
4.863e+005

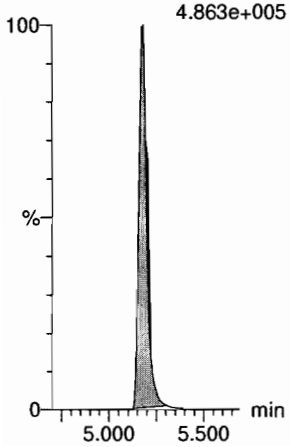

13C7-PFUdA
F49:MRM of 1 channel,ES-
570.1 > 524.8
7.110e+005

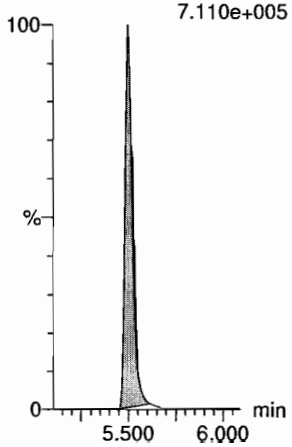

Dataset: Z:\Projects\PFAS.PRO\Results\180925M1\180925M1-46.qld

Last Altered: Wednesday, September 26, 2018 15:23:12 Pacific Daylight Time
Printed: Wednesday, September 26, 2018 15:23:58 Pacific Daylight Time

Name: 180925M1_46, Date: 25-Sep-2018, Time: 21:19:49, ID: ST180925M1-12 PFC CS3 18I1706, Description: PFC CS3 18I1706

	#	Name	Trace	Area	IS Area	wt/vol	RT	Response	Conc.	%Rec	Recovery ...	Ion Ratio	Ratio Out?
1	1	PFBA	213.0 > 168.8	11850.519	12862.758	1.00	1.43	11.516	10.1	100.9	NO		
2	2	PFPeA	263.1 > 218.9	11718.035	14963.922	1.00	2.42	9.789	9.7	96.7	NO		
3	3	PFBS	299.0 > 79.7	3073.716	2061.680	1.00	2.71	18.636	10.1	100.9	NO	2.865	NO
4	4	4:2 FTS	327.2>307.2	3621.293	3357.952	1.00	3.11	13.480	10.8	108.0	NO	1.935	NO
5	5	PFHxA	313 > 269	20911.133	10671.027	1.00	3.21	9.798	10.2	101.7	NO	14.673	NO
6	6	PFPeS	349.1>80.1	2477.757	2061.680	1.00	3.40	15.023	9.9	99.3	NO	1.463	NO
7	36	13C3-PFBA	216.1 > 171.8	12862.758	17500.012	1.00	1.43	9.188	12.4	99.4	NO		
8	37	13C3-PFPeA	266. > 221.8	14963.922	28158.094	1.00	2.42	6.643	12.1	96.8	NO		
9	38	13C3-PFBS	302. > 98.8	2061.680	3890.061	1.00	2.70	6.625	12.7	101.5	NO		
10	39	13C2-4:2 FTS	329.2>308.9	3357.952	3890.061	1.00	3.11	10.790	12.5	100.1	NO		
11	40	13C2-PFHxA	315 > 270	10671.027	28158.094	1.00	3.21	4.737	4.7	95.0	NO		
12	38	13C3-PFBS	302. > 98.8	2061.680	3890.061	1.00	2.70	6.625	12.7	101.5	NO		
13	-1												
14	10	6:2 FTS	427.1 > 407	4089.254	3583.400	1.00	4.30	14.265	10.1	101.4	NO	3.103	NO
15	7	PFHpA	363.0 > 318.9	13784.903	13912.978	1.00	3.84	12.385	10.7	106.6	NO	11.775	NO
16	8	L-PFHxS	398.9 > 79.6	2500.897	1672.936	1.00	3.98	18.686	10.5	104.5	NO	1.721	NO
17	11	L-PFOA	412.8 > 368.9	29171.064	21338.211	1.00	4.36	17.089	10.0	100.1	NO	3.274	NO
18	13	PFHpS	449 > 80.0	2947.930	4480.916	1.00	4.47	8.224	9.7	97.0	NO	1.732	NO
19	14	PFNA	463.0 > 418.8	21367.770	27011.789	1.00	4.80	9.888	9.5	95.5	NO	3.647	NO
20	43	13C2-6:2 FTS	429.1 > 408.9	3583.400	4157.143	1.00	4.30	10.775	11.8	94.3	NO		
21	41	13C4-PFHpA	367.2 > 321.8	13912.978	28158.094	1.00	3.84	6.176	11.7	93.7	NO		
22	42	18O2-PFHxS	403.0 > 102.6	1672.936	3890.061	1.00	3.98	5.376	12.3	98.4	NO		
23	44	13C2-PFOA	414.9 > 369.7	21338.211	37399.695	1.00	4.36	7.132	12.6	100.9	NO		
24	47	13C8-PFOS	507.0 > 79.9	4480.916	4157.143	1.00	4.87	13.474	12.8	102.3	NO		
25	45	13C5-PFNA	468.2 > 422.9	27011.789	26342.691	1.00	4.80	12.817	13.0	103.6	NO		
26	-1												
27	15	PFOSA	497.9 > 77.9	5180.597	6127.462	1.00	4.85	10.568	10.3	102.7	NO	24.374	YES
28	16	L-PFOS	498.9 > 79.9	3457.356	4480.916	1.00	4.87	9.645	9.7	97.3	NO	1.942	NO
29	18	PFDA	513 > 468.8	24516.730	24358.453	1.00	5.17	12.581	10.1	100.6	NO	4.961	NO
30	19	8:2 FTS	527 > 506.9	3510.726	2854.311	1.00	5.14	15.375	10.0	100.1	NO	2.407	NO
31	20	PFNS	549.1 > 80.1	2619.462	4480.916	1.00	5.23	7.307	9.9	98.8	NO	1.689	NO
32	21	L-MeFOSAA	570 > 419	9258.244	7617.329	1.00	5.32	15.193	10.5	104.5	NO	2.522	NO
33	46	13C8-PFOSA	506.1 > 77.7	6127.462	32966.855	1.00	4.85	2.323	11.1	88.6	NO		
34	47	13C8-PFOS	507.0 > 79.9	4480.916	4157.143	1.00	4.87	13.474	12.8	102.3	NO		
35	48	13C2-PFDA	515.1 > 469.9	24358.453	24332.629	1.00	5.17	12.513	11.7	93.7	NO		
36	49	13C2-8:2 FTS	529.1 > 508.7	2854.311	4157.143	1.00	5.14	8.583	11.8	94.1	NO		
37	47	13C8-PFOS	507.0 > 79.9	4480.916	4157.143	1.00	4.87	13.474	12.8	102.3	NO		
38	50	d3-N-MeFOSAA	573.3 > 419	7617.329	32966.855	1.00	5.32	2.888	11.8	94.1	NO		

✓KBF 9/26/18
AM 9/28/18

Dataset: Z:\Projects\PFAS.PRO\Results\180925M1\180925M1-46.qld

Last Altered: Wednesday, September 26, 2018 15:23:12 Pacific Daylight Time
Printed: Wednesday, September 26, 2018 15:23:58 Pacific Daylight Time

Name: 180925M1_46, Date: 25-Sep-2018, Time: 21:19:49, ID: ST180925M1-12 PFC CS3 18I1706, Description: PFC CS3 18I1706

	#	Name	Trace	Area	IS Area	wt/vol	RT	Response	Conc.	%Rec	Recovery ...	Ion Ratio	Ratio Out?
39	-1												
40	23	L-EtFOSAA	584.1 > 419	7622.442	8725.316	1.00	5.48	10.920	10.3	103.0	NO	1.439	NO
41	27	PFDoA	612.9 > 569.0	30003.975	28667.660	1.00	5.78	13.083	10.3	103.0	NO	9.996	NO
42	26	PFDS	598.8 > 79.9	3574.641	4480.916	1.00	5.54	9.972	9.8	97.7	NO	1.609	NO
43	25	PFUdA	563.0 > 518.9	24333.896	31519.467	1.00	5.50	9.650	9.6	96.0	NO	8.714	NO
44	28	N-MeFOSA	512.1 > 168.9	6137.697	19417.723	1.00	5.81	47.413	51.1	102.2	NO	1.551	NO
45	29	PFTrDA	662.9 > 618.9	30030.391	28667.660	1.00	6.02	13.094	10.0	100.3	NO	22.698	NO
46	52	d5-N-EtFOSAA	589.3 > 419	8725.316	32966.855	1.00	5.47	3.308	12.0	95.7	NO		
47	53	13C2-PFDoA	615.0 > 569.7	28667.660	24332.629	1.00	5.77	14.727	11.4	91.5	NO		
48	47	13C8-PFOS	507.0 > 79.9	4480.916	4157.143	1.00	4.87	13.474	12.8	102.3	NO		
49	51	13C2-PFUdA	565 > 519.8	31519.467	32966.855	1.00	5.50	11.951	12.4	99.0	NO		
50	54	d3-N-MeFOSA	515.2 > 168.9	19417.723	32966.855	1.00	5.83	7.363	140.2	93.5	NO		
51	53	13C2-PFDoA	615.0 > 569.7	28667.660	24332.629	1.00	5.77	14.727	11.4	91.5	NO		
52	-1												
53	30	PFTeDA	712.8 > 669.0	27978.982	20300.672	1.00	6.23	17.228	9.7	96.6	NO	14.403	NO
54	31	N-EtFOSA	526.1 > 168.9	6559.309	22604.854	1.00	6.20	43.526	49.6	99.2	NO	1.604	NO
55	32	PFHxDA	813.1 > 768.6	14076.340	11528.046	1.00	6.55	6.105	10.6	105.8	NO	22.743	NO
56	33	PFODA	913.1 > 868.8	17781.967	11528.046	1.00	6.77	7.712	10.0	99.5	NO		
57	34	N-MeFOSE	616.1 > 58.9	4728.696	15253.701	1.00	6.33	46.500	51.3	102.6	NO		
58	35	N-EtFOSE	630.1 > 58.9	5568.055	15196.769	1.00	6.49	54.960	51.2	102.5	NO		
59	55	13C2-PFTeDA	714.8 > 669.6	20300.672	32966.855	1.00	6.23	7.697	12.1	97.1	NO		
60	56	d5-N-ETFOSA	531.1 > 168.9	22604.854	32966.855	1.00	6.21	8.571	146.9	98.0	NO		
61	57	13C2-PFHxDA	815 > 769.7	11528.046	32966.855	1.00	6.55	4.371	4.7	93.2	NO		
62	57	13C2-PFHxDA	815 > 769.7	11528.046	32966.855	1.00	6.55	4.371	4.7	93.2	NO		
63	58	d7-N-MeFOSE	623.1 > 58.9	15253.701	32966.855	1.00	6.33	5.784	134.0	89.3	NO		
64	59	d9-N-EtFOSE	639.2 > 58.8	15196.769	32966.855	1.00	6.48	5.762	132.6	88.4	NO		
65	-1												
66	60	13C4-PFBA	217. > 172	17500.012	17500.012	1.00	1.43	12.500	12.5	100.0	NO		
67	61	13C5-PFHxA	318 > 272.9	28158.094	28158.094	1.00	3.21	12.500	12.5	100.0	NO		
68	62	13C3-PFHxS	401.8 > 79.9	3890.061	3890.061	1.00	3.98	12.500	12.5	100.0	NO		
69	63	13C8-PFOA	420.9 > 376	37399.695	37399.695	1.00	4.36	12.500	12.5	100.0	NO		
70	64	13C9-PFNA	472.2 > 426.9	26342.691	26342.691	1.00	4.79	12.500	12.5	100.0	NO		
71	65	13C4-PFOS	503 > 79.9	4157.143	4157.143	1.00	4.87	12.500	12.5	100.0	NO		
72	66	13C6-PFDA	519.1 > 473.7	24332.629	24332.629	1.00	5.17	12.500	12.5	100.0	NO		
73	67	13C7-PFUdA	570.1 > 524.8	32966.855	32966.855	1.00	5.49	12.500	12.5	100.0	NO		

Quantify Compound Summary Report **MassLynx MassLynx V4.1 SCN 945**
Vista Analytical Laboratory

Dataset: Untitled

Last Altered: Wednesday, September 26, 2018 15:30:57 Pacific Daylight Time
Printed: Wednesday, September 26, 2018 15:31:38 Pacific Daylight Time

Method: Z:\Projects\PFAS.pro\MethDB\PFAS_FULL_80C_092518.mdb 26 Sep 2018 12:51:44
Calibration: Z:\Projects\PFAS.pro\CurveDB\C18_VAL-PFAS_Q4_09-25-18.cdb 26 Sep 2018 10:07:46

Compound name: PFBA

	#	Name	ID	Acq.Date	Acq.Time
1	1	180925M1_1	IPA	25-Sep-18	12:56:33
2	2	180925M1_2	ST180925M1-1 PFC CS-2 18I1701	25-Sep-18	13:07:06
3	3	180925M1_3	ST180925M1-2 PFC CS-1 18I1702	25-Sep-18	13:17:44
4	4	180925M1_4	ST180925M1-3 PFC CS0 18I1703	25-Sep-18	13:28:16
5	5	180925M1_5	ST180925M1-4 PFC CS1 18I1704	25-Sep-18	13:38:54
6	6	180925M1_6	ST180925M1-5 PFC CS2 18I1705	25-Sep-18	13:49:27
7	7	180925M1_7	ST180925M1-6 PFC CS3 18I1706	25-Sep-18	14:00:06
8	8	180925M1_8	ST180925M1-7 PFC CS4 18I1707	25-Sep-18	14:10:44
9	9	180925M1_9	ST180925M1-8 PFC CS5 18I1708	25-Sep-18	14:21:17
10	10	180925M1_10	ST180925M1-9 PFC CS6 18I1709	25-Sep-18	14:31:55
11	11	180925M1_11	ST180925M1-10 PFC CS7 18I1710	25-Sep-18	14:42:27
12	12	180925M1_12	IPA	25-Sep-18	14:53:05
13	13	180925M1_13	ICV180925M1-1 PFC ICV 18I1711	25-Sep-18	15:03:38
14	14	180925M1_14	IPA	25-Sep-18	15:14:17
15	15	180925M1_15	B8I0152-BS1 OPR 0.125	25-Sep-18	15:51:22
16	16	180925M1_16	B8I0152-BLK1 Method Blank 0.125	25-Sep-18	16:01:56
17	17	180925M1_17	1803089-01 091918-GRW-MW8BR 0.1...	25-Sep-18	16:12:34
18	18	180925M1_18	1803089-02 091918-GRW-MW8BR-D ...	25-Sep-18	16:23:06
19	19	180925M1_19	B8I0089-BS1 OPR 1	25-Sep-18	16:33:45
20	20	180925M1_20	B8I0089-BLK1 Method Blank 1	25-Sep-18	16:44:18
21	21	180925M1_21	B8I0089-MS1 Matrix Spike 1.18	25-Sep-18	16:54:56
22	22	180925M1_22	B8I0089-MSD1 Matrix Spike Dup 1.2	25-Sep-18	17:05:35
23	23	180925M1_23	1802897-01 18Q3SS035-MW0101-SO-...	25-Sep-18	17:16:08
24	24	180925M1_24	1802897-02 18Q3SS035-MW0101-SO-...	25-Sep-18	17:26:46
25	25	180925M1_25	1802897-03 18Q3SS035-MW0102-SO-...	25-Sep-18	17:37:19
26	26	180925M1_26	1802897-04 18Q3SS035-MW0103-SO-...	25-Sep-18	17:47:57
27	27	180925M1_27	1802897-05 18Q3SS035-SS2001-SO-0...	25-Sep-18	17:58:29
28	28	180925M1_28	1802897-06 18Q3SS035-SB2001-SO-0...	25-Sep-18	18:09:08
29	29	180925M1_29	1802897-07 18Q3SS035-SB2002-SO-0...	25-Sep-18	18:19:46
30	30	180925M1_30	1802897-09 18Q3SS035-SB2301-SO-0...	25-Sep-18	18:30:19
31	31	180925M1_31	IPA	25-Sep-18	18:40:58
32	32	180925M1_32	ST180925M1-11 PFC CS3 18I1706	25-Sep-18	18:51:36
33	33	180925M1_33	1802897-10 18Q3SS035-SB2302-SO-0...	25-Sep-18	19:02:09
34	34	180925M1_34	1802897-11 18Q3SS035-SB2401-SO-0...	25-Sep-18	19:12:47

Quantify Compound Summary Report **MassLynx MassLynx V4.1 SCN 945**
Vista Analytical Laboratory

Dataset: Untitled

Last Altered: Wednesday, September 26, 2018 15:30:57 Pacific Daylight Time
Printed: Wednesday, September 26, 2018 15:31:38 Pacific Daylight Time

Compound name: PFBA

	#	Name	ID	Acq.Date	Acq.Time
35	35	180925M1_35	1802897-12 18Q3SS035-SB2402-SO-0...	25-Sep-18	19:23:20
36	36	180925M1_36	1802897-13 18Q3SS035-SS2501-SO-0...	25-Sep-18	19:33:59
37	37	180925M1_37	1802897-14 18Q3SS035-SS2601-SO-0...	25-Sep-18	19:44:32
38	38	180925M1_38	1802897-15 18Q3SS035-SB2501-SO-0...	25-Sep-18	19:55:11
39	39	180925M1_39	1802897-16 18Q3SS035-SB2502-SO-0...	25-Sep-18	20:05:44
40	40	180925M1_40	1802897-17 18Q3SS035-SB2601-SO-0...	25-Sep-18	20:16:22
41	41	180925M1_41	1802897-18 18Q3SS035-SB2602-SO-0...	25-Sep-18	20:26:55
42	42	180925M1_42	B8I0043-BS1 OPR 0.25	25-Sep-18	20:37:25
43	43	180925M1_43	B8I0043-BLK1 Method Blank 0.25	25-Sep-18	20:48:04
44	44	180925M1_44	1802887-01 SW1808300930GC 0.23703	25-Sep-18	20:58:38
45	45	180925M1_45	IPA	25-Sep-18	21:09:16
46	46	180925M1_46	ST180925M1-12 PFC CS3 18I1706	25-Sep-18	21:19:49
47	47	180925M1_47	1802887-02 PW1808301215GC 0.22139	25-Sep-18	21:30:28
48	48	180925M1_48	1802887-03 SW1808301515GC 0.22536	25-Sep-18	21:41:06
49	49	180925M1_49	1802887-04 FD1808301515GC 0.22732	25-Sep-18	21:51:40
50	50	180925M1_50	1802887-05 SW1808301600GC 0.23779	25-Sep-18	22:02:18
51	51	180925M1_51	1802887-06 SW1808310950GC 0.23612	25-Sep-18	22:12:50
52	52	180925M1_52	1802887-07 FD1808310950GC 0.23475	25-Sep-18	22:23:29
53	53	180925M1_53	1802887-08 PW1808311100GC 0.20799	25-Sep-18	22:34:02
54	54	180925M1_54	1802887-09 FB1808311110GC 0.244	25-Sep-18	22:44:41
55	55	180925M1_55	1802900-01 PW1809041355GC 0.21844	25-Sep-18	22:55:14
56	56	180925M1_56	1802900-02 PW1809041415GC 0.22528	25-Sep-18	23:05:53
57	57	180925M1_57	1802900-03 PW1809041445GC 0.22448	25-Sep-18	23:16:31
58	58	180925M1_58	IPA	25-Sep-18	23:27:04
59	59	180925M1_59	ST180925M1-13 PFC CS3 18I1706	25-Sep-18	23:37:42

Quantify Sample Report **MassLynx MassLynx V4.1 SCN 945**
Vista Analytical Laboratory

Dataset: Z:\Projects\PFAS.PRO\Results\180925M1\180925M1-46.qld

Last Altered: Wednesday, September 26, 2018 15:23:12 Pacific Daylight Time
Printed: Wednesday, September 26, 2018 15:23:58 Pacific Daylight Time

Method: Z:\Projects\PFAS.pro\MethDB\PFAS_FULL_80C_092518.mdb 26 Sep 2018 12:51:44
Calibration: Z:\Projects\PFAS.pro\CurveDB\C18_VAL-PFAS_Q4_09-25-18.cdb 26 Sep 2018 10:07:46

Name: 180925M1_46, Date: 25-Sep-2018, Time: 21:19:49, ID: ST180925M1-12 PFC CS3 18I1706, Description: PFC CS3 18I1706

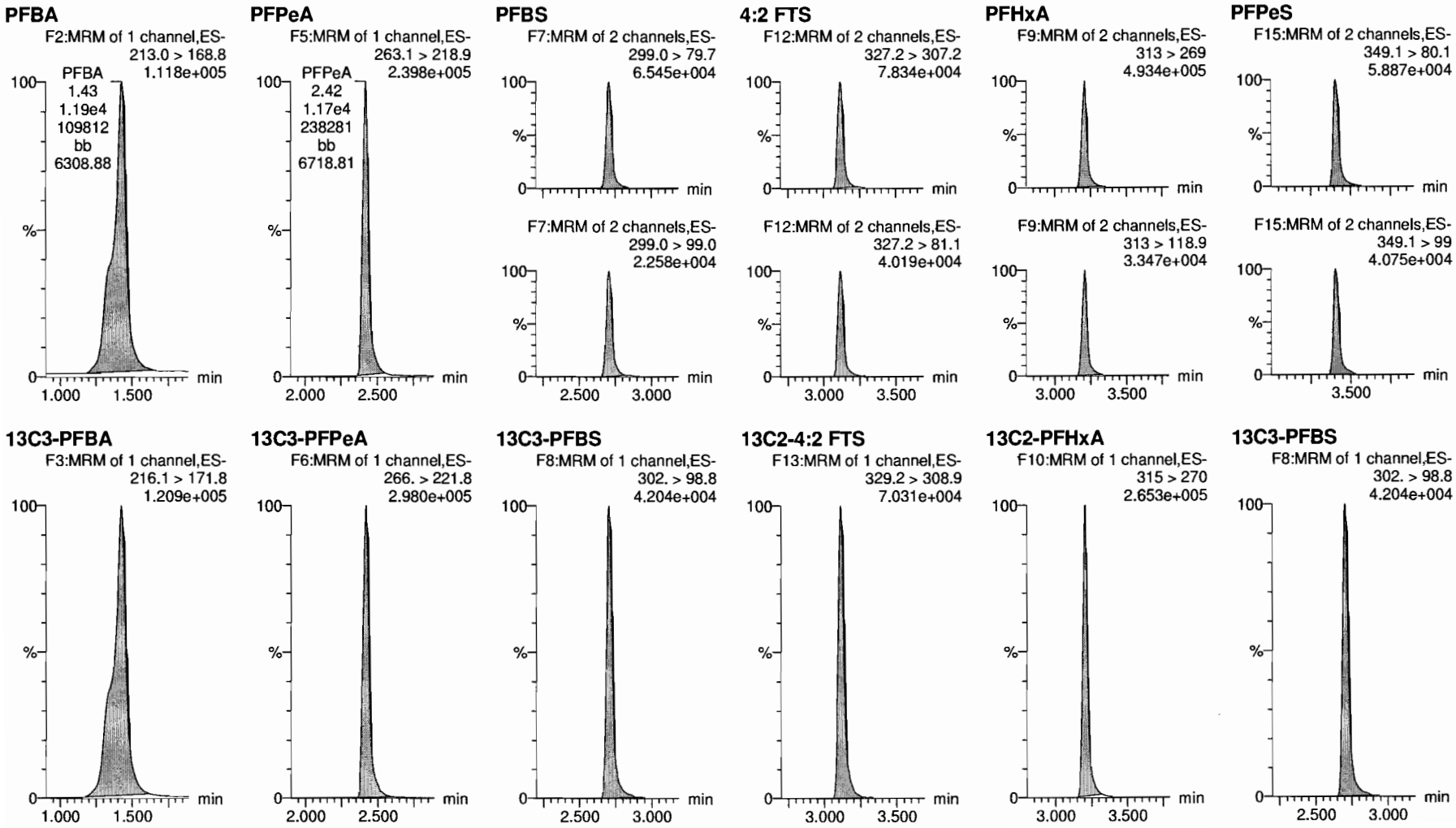

Dataset: Z:\Projects\PFAS.PRO\Results\180925M1\180925M1-46.qld

Last Altered: Wednesday, September 26, 2018 15:23:12 Pacific Daylight Time
Printed: Wednesday, September 26, 2018 15:23:58 Pacific Daylight Time

Name: 180925M1_46, Date: 25-Sep-2018, Time: 21:19:49, ID: ST180925M1-12 PFC CS3 18I1706, Description: PFC CS3 18I1706

6:2 FTS

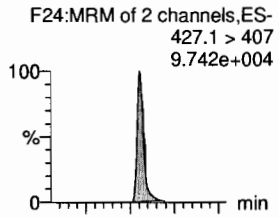

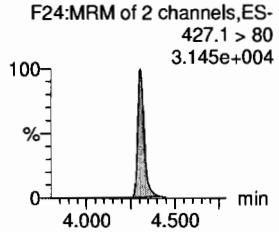

PFHpA

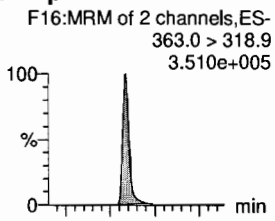

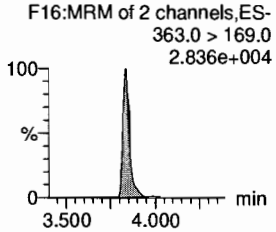

L-PFHxS

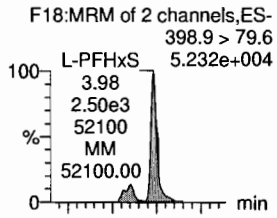

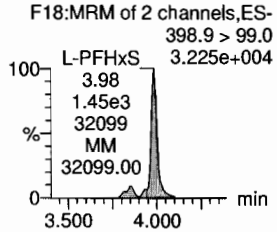

L-PFOA

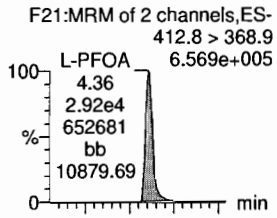

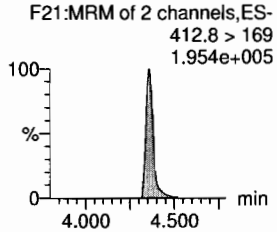

PFHpS

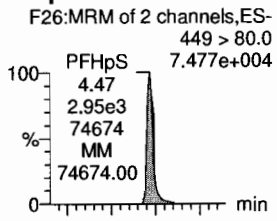

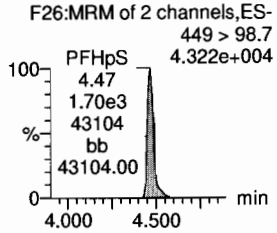

PFNA

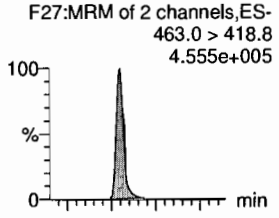

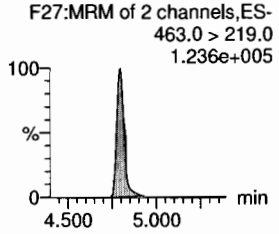

13C2-6:2 FTS

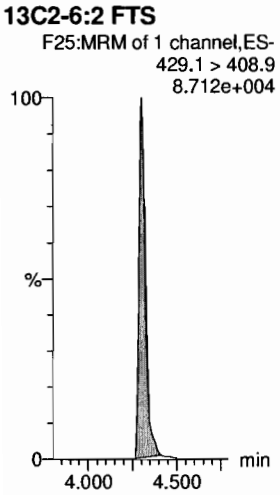

13C4-PFHpA

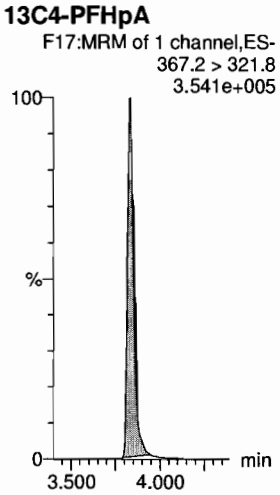

18O2-PFHxS

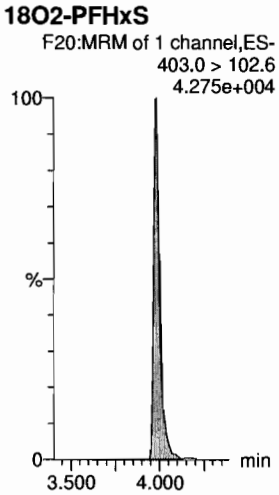

13C2-PFOA



13C8-PFOS

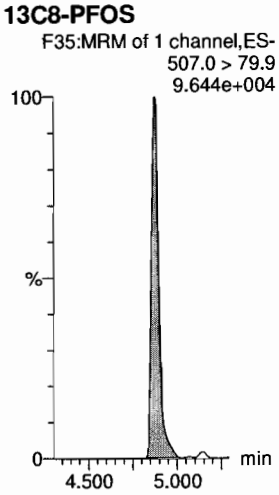

13C5-PFNA

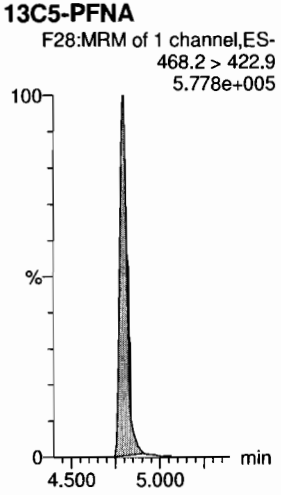

Dataset: Z:\Projects\PFAS.PRO\Results\180925M1\180925M1-46.qld

Last Altered: Wednesday, September 26, 2018 15:23:12 Pacific Daylight Time
Printed: Wednesday, September 26, 2018 15:23:58 Pacific Daylight Time

Name: 180925M1_46, Date: 25-Sep-2018, Time: 21:19:49, ID: ST180925M1-12 PFC CS3 18I1706, Description: PFC CS3 18I1706

PFOSA
F30:MRM of 2 channels,ES-
497.9 > 77.9
1.143e+005

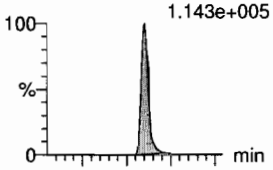

L-PFOS
F32:MRM of 2 channels,ES-
498.9 > 79.9
6.026e+004

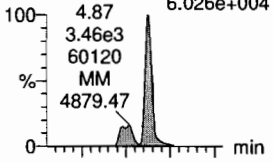

PFDA
F37:MRM of 2 channels,ES-
513 > 468.8
5.050e+005

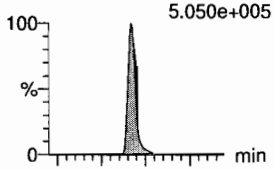

8:2 FTS
F42:MRM of 2 channels,ES-
527 > 506.9
7.075e+004

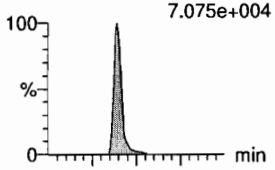

PFNS
F45:MRM of 2 channels,ES-
549.1 > 80.1
5.313e+004

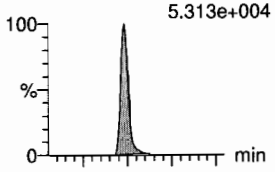

L-MeFOSAA
F48:MRM of 2 channels,ES-
570 > 419
1.665e+005

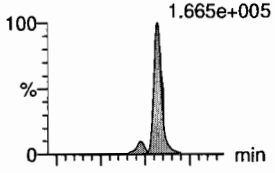

F30:MRM of 2 channels,ES-
497.9 > 169
4.560e+003

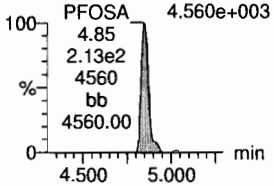

F32:MRM of 2 channels,ES-
498.9 > 99
3.483e+004

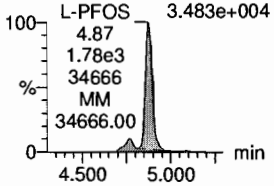

F37:MRM of 2 channels,ES-
513 > 219
1.021e+005

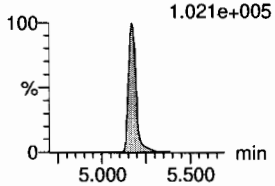

F42:MRM of 2 channels,ES-
527 > 80
3.135e+004

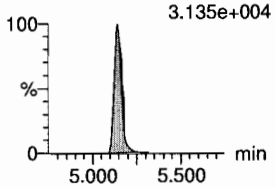

F45:MRM of 2 channels,ES-
549.1 > 99.1
3.090e+004

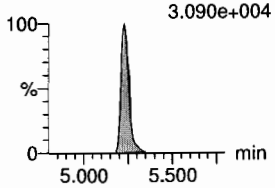

F48:MRM of 2 channels,ES-
570. > 512
6.014e+004

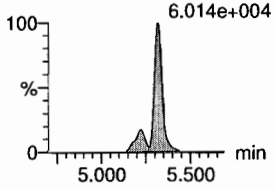

13C8-PFOSA
F34:MRM of 1 channel,ES-
506.1 > 77.7
1.343e+005

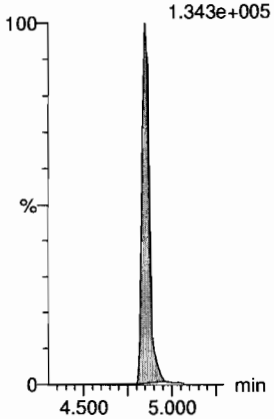

13C8-PFOS
F35:MRM of 1 channel,ES-
507.0 > 79.9
9.644e+004

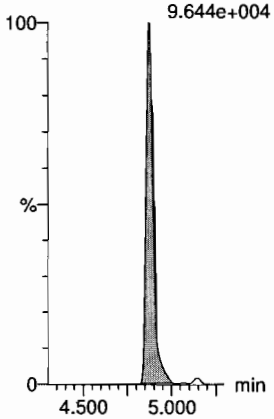

13C2-PFDA
F38:MRM of 1 channel,ES-
515.1 > 469.9
5.026e+005

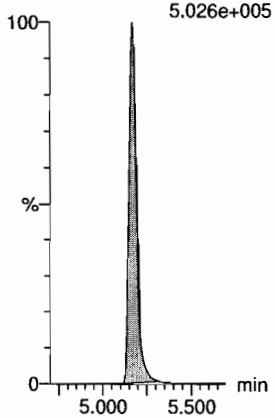

13C2-8:2 FTS
F43:MRM of 1 channel,ES-
529.1 > 508.7
5.670e+004

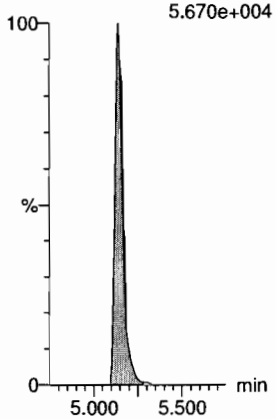

13C8-PFOS
F35:MRM of 1 channel,ES-
507.0 > 79.9
9.644e+004

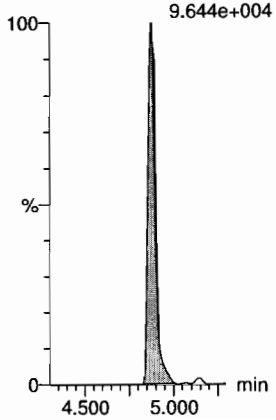

d3-N-MeFOSAA
F50:MRM of 1 channel,ES-
573.3 > 419
1.579e+005

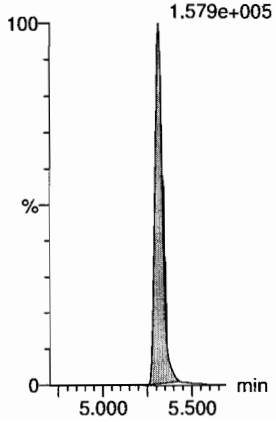

Dataset: Z:\Projects\PFAS.PRO\Results\180925M1\180925M1-46.qld

Last Altered: Wednesday, September 26, 2018 15:23:12 Pacific Daylight Time
Printed: Wednesday, September 26, 2018 15:23:58 Pacific Daylight Time

Name: 180925M1_46, Date: 25-Sep-2018, Time: 21:19:49, ID: ST180925M1-12 PFC CS3 18I1706, Description: PFC CS3 18I1706

L-EtFOSAA

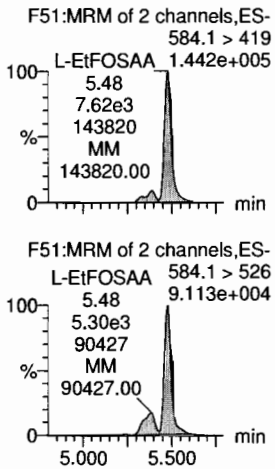

PFDoA

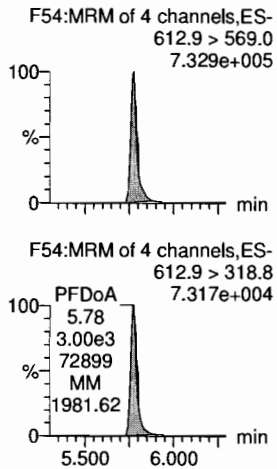

PFDS

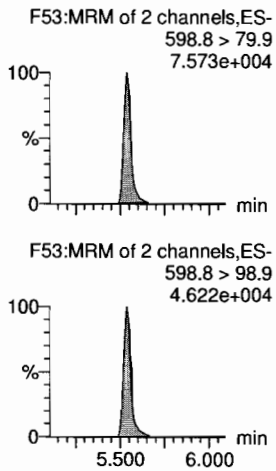

PFUdA

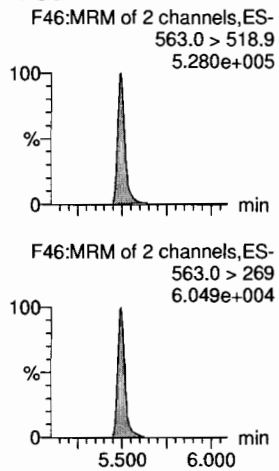

N-MeFOSA

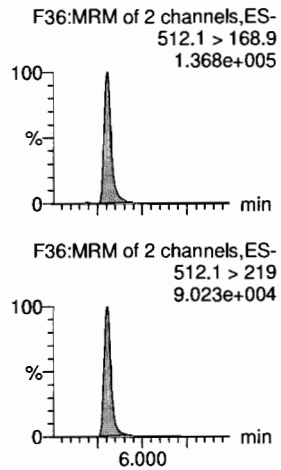

PFTrDA

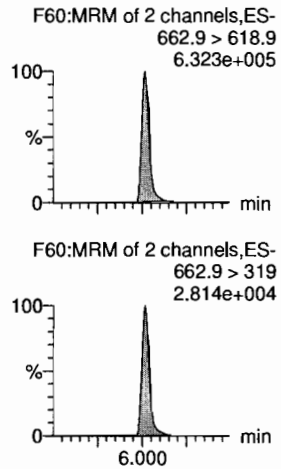

d5-N-EtFOSAA

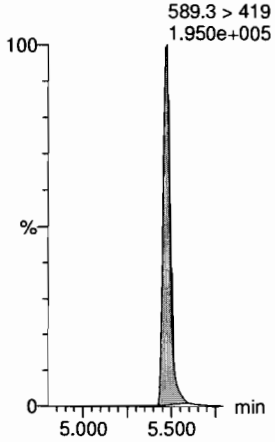

13C2-PFDoA

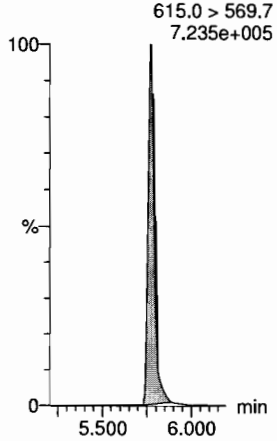

13C8-PFOS

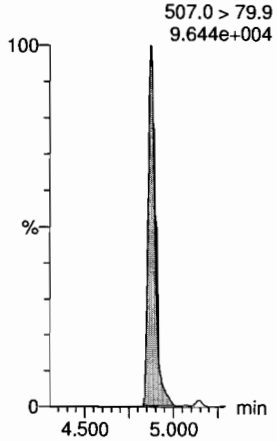

13C2-PFUdA

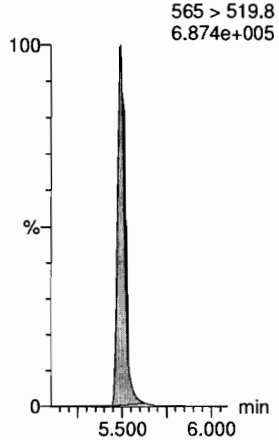

d3-N-MeFOSA

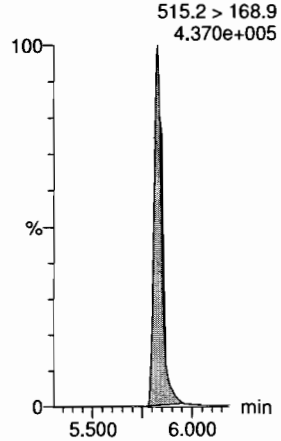

13C2-PFDoA

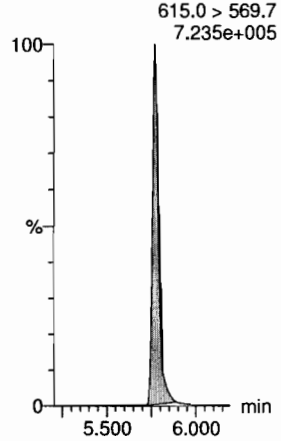

Dataset: Z:\Projects\PFAS.PRO\Results\180925M1\180925M1-46.qld

Last Altered: Wednesday, September 26, 2018 15:23:12 Pacific Daylight Time
Printed: Wednesday, September 26, 2018 15:23:58 Pacific Daylight Time

Name: 180925M1_46, Date: 25-Sep-2018, Time: 21:19:49, ID: ST180925M1-12 PFC CS3 18I1706, Description: PFC CS3 18I1706

PFTeDA
F61:MRM of 2 channels,ES-
712.8 > 669.0
6.181e+005

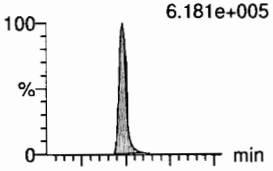

F61:MRM of 2 channels,ES-
712.8 > 368.9
4.284e+004

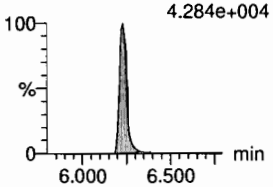

N-EtFOSA
F41:MRM of 2 channels,ES-
526.1 > 168.9
1.414e+005

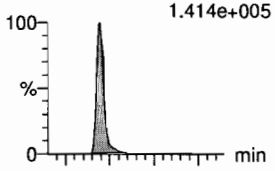

F41:MRM of 2 channels,ES-
526.1 > 219
8.867e+004

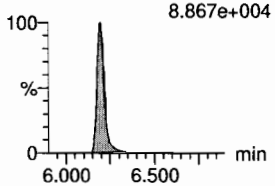

PFHxDA
F63:MRM of 2 channels,ES-
813.1 > 768.6
3.400e+005

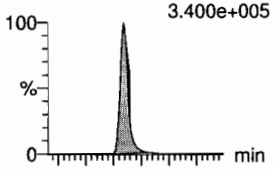

F63:MRM of 2 channels,ES-
813.1 > 219
1.464e+004

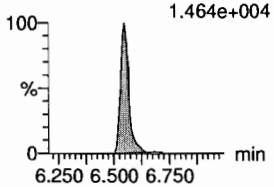

PFODA
F65:MRM of 1 channel,ES-
913.1 > 868.8
4.242e+005

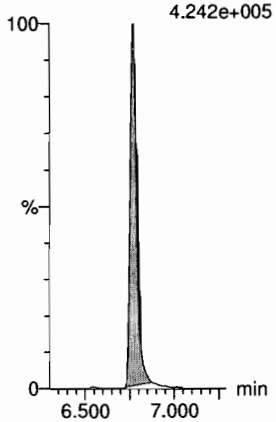

N-MeFOSE
F56:MRM of 1 channel,ES-
616.1 > 58.9
9.451e+004

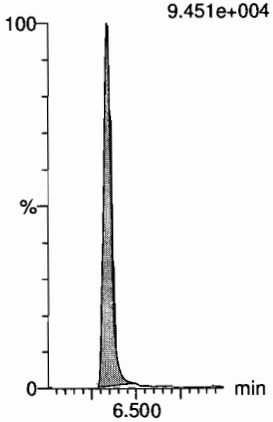

N-EtFOSE
F58:MRM of 1 channel,ES-
630.1 > 58.9
1.172e+005

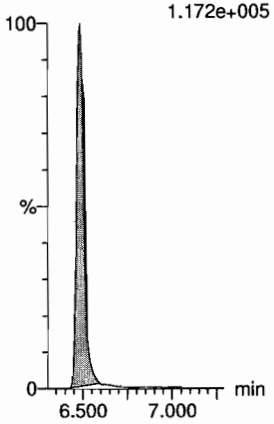

13C2-PFTeDA
F62:MRM of 2 channels,ES-
714.8 > 669.6
4.532e+005

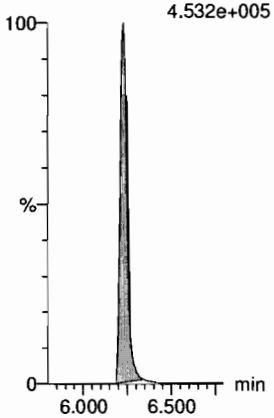

d5-N-ETFOSA
F44:MRM of 1 channel,ES-
531.1 > 168.9
4.798e+005

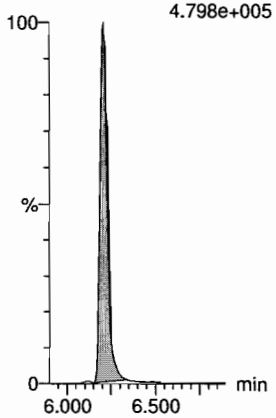

13C2-PFHxDA
F64:MRM of 1 channel,ES-
815 > 769.7
2.755e+005

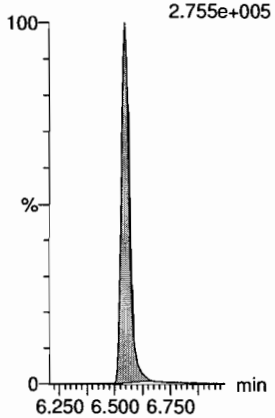

13C2-PFHxDA
F64:MRM of 1 channel,ES-
815 > 769.7
2.755e+005

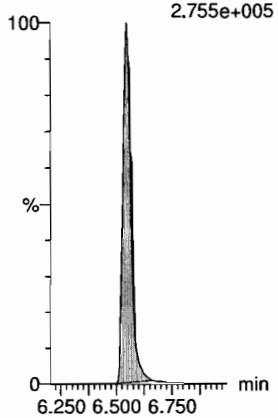

d7-N-MeFOSE
F57:MRM of 1 channel,ES-
623.1 > 58.9
3.144e+005

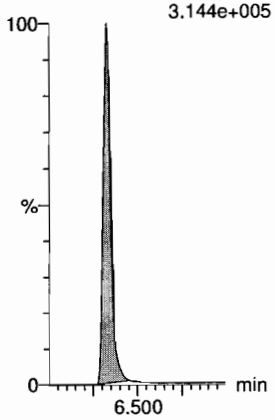

d9-N-EtFOSE
F59:MRM of 1 channel,ES-
639.2 > 58.8
3.193e+005

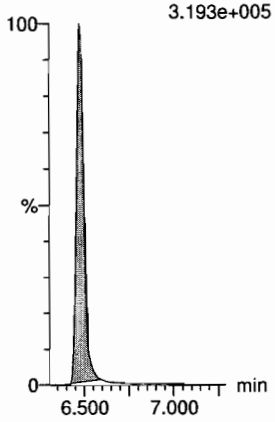

Dataset: Z:\Projects\PFAS.PRO\Results\180925M1\180925M1-46.qld

Last Altered: Wednesday, September 26, 2018 15:23:12 Pacific Daylight Time
Printed: Wednesday, September 26, 2018 15:23:58 Pacific Daylight Time

Name: 180925M1_46, Date: 25-Sep-2018, Time: 21:19:49, ID: ST180925M1-12 PFC CS3 18I1706, Description: PFC CS3 18I1706

13C4-PFBA
F4:MRM of 1 channel,ES-
217. > 172
1.636e+005

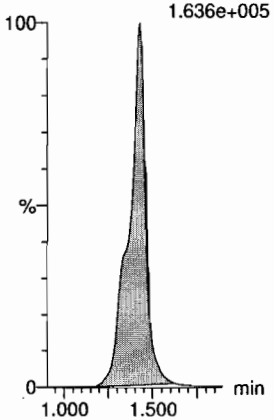

13C5-PFHxA
F11:MRM of 1 channel,ES-
318 > 272.9
7.002e+005

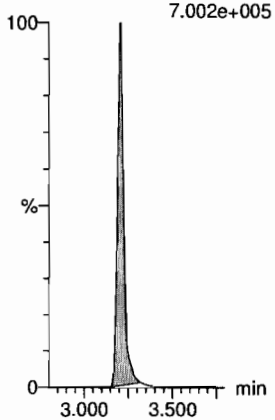

13C3-PFHxS
F19:MRM of 1 channel,ES-
401.8 > 79.9
1.040e+005

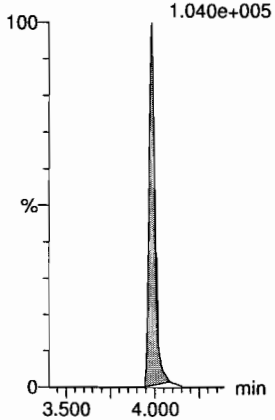

13C8-PFOA
F23:MRM of 1 channel,ES-
420.9 > 376
8.603e+005

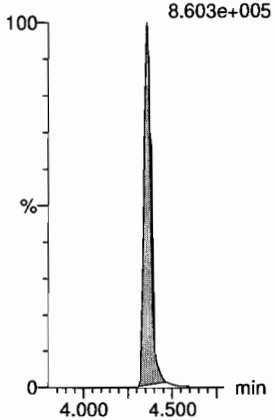

13C9-PFNA
F29:MRM of 1 channel,ES-
472.2 > 426.9
5.588e+005

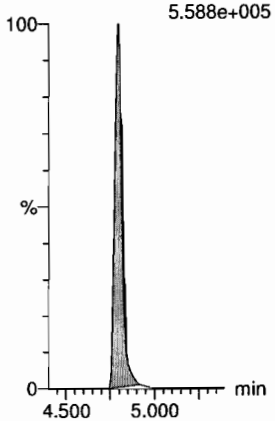

13C4-PFOS
F33:MRM of 1 channel,ES-
503 > 79.9
9.152e+004

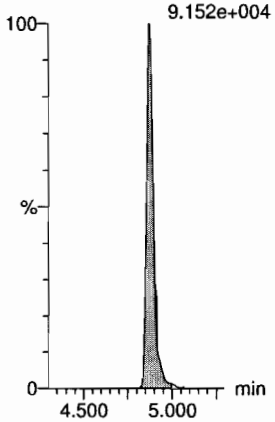

13C6-PFDA
F40:MRM of 1 channel,ES-
519.1 > 473.7
5.052e+005

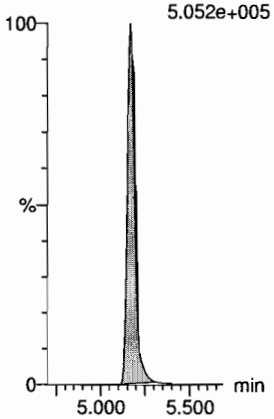

13C7-PFUdA
F49:MRM of 1 channel,ES-
570.1 > 524.8
7.265e+005

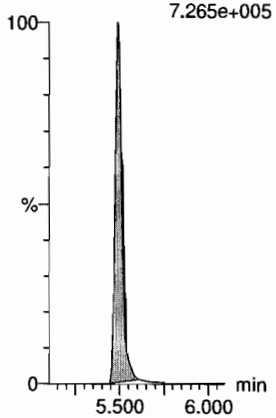

Dataset: Z:\Projects\PFAS.PRO\Results\180925M1\180925M1-59.qld

Last Altered: Wednesday, September 26, 2018 15:27:25 Pacific Daylight Time
Printed: Wednesday, September 26, 2018 15:27:43 Pacific Daylight Time

Name: 180925M1_59, Date: 25-Sep-2018, Time: 23:37:42, ID: ST180925M1-13 PFC CS3 18I1706, Description: PFC CS3 18I1706

	#	Name	Trace	Area	IS Area	wt/vol	RT	Response	Conc.	%Rec	Recovery ...	Ion Ratio	Ratio Out?
1	1	PFBA	213.0 > 168.8	12237.192	13372.406	1.00	1.42	11.439	10.0	100.2	NO		
2	2	PFPeA	263.1 > 218.9	12198.645	15601.428	1.00	2.41	9.774	9.7	96.6	NO		
3	3	PFBS	299.0 > 79.7	3294.736	2169.545	1.00	2.70	18.983	10.3	102.8	NO	2.822	NO
4	4	4:2 FTS	327.2>307.2	3749.300	3415.093	1.00	3.11	13.723	11.0	110.0	NO	2.029	NO
5	5	PFHxA	313 > 269	20939.926	10750.891	1.00	3.20	9.739	10.1	101.1	NO	14.151	NO
6	6	PFPeS	349.1>80.1	2746.586	2169.545	1.00	3.40	15.825	10.5	104.6	NO	1.496	NO
7	36	13C3-PFBA	216.1 > 171.8	13372.406	18102.342	1.00	1.42	9.234	12.5	99.9	NO		
8	37	13C3-PFPeA	266. > 221.8	15601.428	28177.242	1.00	2.41	6.921	12.6	100.9	NO		
9	38	13C3-PFBS	302. > 98.8	2169.545	3875.854	1.00	2.70	6.997	13.4	107.2	NO		
10	39	13C2-4:2 FTS	329.2>308.9	3415.093	3875.854	1.00	3.10	11.014	12.8	102.2	NO		
11	40	13C2-PFHxA	315 > 270	10750.891	28177.242	1.00	3.20	4.769	4.8	95.6	NO		
12	38	13C3-PFBS	302. > 98.8	2169.545	3875.854	1.00	2.70	6.997	13.4	107.2	NO		
13	-1												
14	10	6:2 FTS	427.1 > 407	4703.912	3673.090	1.00	4.29	16.008	11.4	114.2	NO	3.362	NO
15	7	PFHpA	363.0 > 318.9	13898.210	14456.899	1.00	3.82	12.017	10.3	103.4	NO	10.560	NO
16	8	L-PFHxS	398.9 > 79.6	2420.271	1708.523	1.00	3.97	17.707	9.9	99.1	NO	1.585	NO
17	11	L-PFOA	412.8 > 368.9	31231.121	22837.314	1.00	4.35	17.094	10.0	100.1	NO	3.495	NO
18	13	PFHpS	449 > 80.0	2991.661	4562.958	1.00	4.45	8.196	9.7	96.7	NO	1.716	NO
19	14	PFNA	463.0 > 418.8	22966.404	26479.783	1.00	4.79	10.841	10.5	104.7	NO	4.025	NO
20	43	13C2-6:2 FTS	429.1 > 408.9	3673.090	4242.832	1.00	4.29	10.821	11.8	94.7	NO		
21	41	13C4-PFHpA	367.2 > 321.8	14456.899	28177.242	1.00	3.82	6.413	12.2	97.3	NO		
22	42	18O2-PFHxS	403.0 > 102.6	1708.523	3875.854	1.00	3.97	5.510	12.6	100.9	NO		
23	44	13C2-PFOA	414.9 > 369.7	22837.314	40084.633	1.00	4.35	7.122	12.6	100.8	NO		
24	47	13C8-PFOS	507.0 > 79.9	4562.958	4242.832	1.00	4.87	13.443	12.8	102.1	NO		
25	45	13C5-PFNA	468.2 > 422.9	26479.783	27980.178	1.00	4.79	11.830	12.0	95.6	NO		
26	-1												
27	15	PFOSA	497.9 > 77.9	5300.806	6755.709	1.00	4.84	9.808	9.5	95.3	NO	26.564	NO
28	16	L-PFOS	498.9 > 79.9	3630.123	4562.958	1.00	4.87	9.945	10.0	100.3	NO	2.107	NO
29	18	PFDA	513 > 468.8	25079.178	24776.535	1.00	5.16	12.653	10.1	101.2	NO	5.138	NO
30	19	8:2 FTS	527 > 506.9	3724.480	3112.144	1.00	5.13	14.959	9.7	97.3	NO	2.303	NO
31	20	PFNS	549.1 > 80.1	2701.096	4562.958	1.00	5.22	7.400	10.0	100.0	NO	1.589	NO
32	21	L-MeFOSAA	570 > 419	8989.937	7614.799	1.00	5.31	14.757	10.2	101.5	NO	2.321	NO
33	46	13C8-PFOSA	506.1 > 77.7	6755.709	33325.938	1.00	4.84	2.534	12.1	96.6	NO		
34	47	13C8-PFOS	507.0 > 79.9	4562.958	4242.832	1.00	4.87	13.443	12.8	102.1	NO		
35	48	13C2-PFDA	515.1 > 469.9	24776.535	25355.063	1.00	5.16	12.215	11.4	91.4	NO		
36	49	13C2-8:2 FTS	529.1 > 508.7	3112.144	4242.832	1.00	5.13	9.169	12.6	100.6	NO		
37	47	13C8-PFOS	507.0 > 79.9	4562.958	4242.832	1.00	4.87	13.443	12.8	102.1	NO		
38	50	d3-N-MeFOSAA	573.3 > 419	7614.799	33325.938	1.00	5.30	2.856	11.6	93.0	NO		

9/26/18

9/26/18

Dataset: Z:\Projects\PFAS.PRO\Results\180925M1\180925M1-59.qld

Last Altered: Wednesday, September 26, 2018 15:27:25 Pacific Daylight Time
Printed: Wednesday, September 26, 2018 15:27:43 Pacific Daylight Time

Name: 180925M1_59, Date: 25-Sep-2018, Time: 23:37:42, ID: ST180925M1-13 PFC CS3 18I1706, Description: PFC CS3 18I1706

	#	Name	Trace	Area	IS Area	wt/vol	RT	Response	Conc.	%Rec	Recovery ...	Ion Ratio	Ratio Out?
39	-1												
40	23	L-EtFOSAA	584.1 > 419	7553.195	8941.734	1.00	5.47	10.559	10.0	99.6	NO	1.380	NO
41	27	PFDoA	612.9 > 569.0	32045.344	29830.006	1.00	5.76	13.428	10.6	105.7	NO	10.337	NO
42	26	PFDS	598.8 > 79.9	3759.658	4562.958	1.00	5.53	10.299	10.1	100.9	NO	1.762	NO
43	25	PFUdA	563.0 > 518.9	24920.668	30643.865	1.00	5.48	10.165	10.1	101.2	NO	8.681	NO
44	28	N-MeFOSA	512.1 > 168.9	6459.930	20078.910	1.00	5.80	48.259	52.0	104.0	NO	1.491	NO
45	29	PFTrDA	662.9 > 618.9	31424.070	29830.006	1.00	6.01	13.168	10.1	100.9	NO	24.443	NO
46	52	d5-N-EtFOSAA	589.3 > 419	8941.734	33325.938	1.00	5.46	3.354	12.1	97.0	NO		
47	53	13C2-PFDoA	615.0 > 569.7	29830.006	25355.063	1.00	5.76	14.706	11.4	91.3	NO		
48	47	13C8-PFOS	507.0 > 79.9	4562.958	4242.832	1.00	4.87	13.443	12.8	102.1	NO		
49	51	13C2-PFUdA	565 > 519.8	30643.865	33325.938	1.00	5.48	11.494	11.9	95.2	NO		
50	54	d3-N-MeFOSA	515.2 > 168.9	20078.910	33325.938	1.00	5.82	7.531	143.5	95.6	NO		
51	53	13C2-PFDoA	615.0 > 569.7	29830.006	25355.063	1.00	5.76	14.706	11.4	91.3	NO		
52	-1												
53	30	PFTeDA	712.8 > 669.0	28567.863	19622.729	1.00	6.22	18.198	10.2	102.1	NO	14.083	NO
54	31	N-EtFOSA	526.1 > 168.9	6621.063	22948.381	1.00	6.19	43.278	49.3	98.6	NO	1.522	NO
55	32	PFHxDA	813.1 > 768.6	14767.740	11691.120	1.00	6.54	6.316	10.9	109.5	NO	24.026	NO
56	33	PFODA	913.1 > 868.8	18588.641	11691.120	1.00	6.76	7.950	10.3	102.6	NO		
57	34	N-MeFOSE	616.1 > 58.9	4690.734	15517.146	1.00	6.33	45.344	50.0	100.1	NO		
58	35	N-EtFOSE	630.1 > 58.9	5700.066	16303.989	1.00	6.48	52.442	48.9	97.8	NO		
59	55	13C2-PFTeDA	714.8 > 669.6	19622.729	33325.938	1.00	6.22	7.360	11.6	92.9	NO		
60	56	d5-N-ETFOSA	531.1 > 168.9	22948.381	33325.938	1.00	6.20	8.608	147.6	98.4	NO		
61	57	13C2-PFHxDA	815 > 769.7	11691.120	33325.938	1.00	6.54	4.385	4.7	93.5	NO		
62	57	13C2-PFHxDA	815 > 769.7	11691.120	33325.938	1.00	6.54	4.385	4.7	93.5	NO		
63	58	d7-N-MeFOSE	623.1 > 58.9	15517.146	33325.938	1.00	6.33	5.820	134.9	89.9	NO		
64	59	d9-N-EtFOSE	639.2 > 58.8	16303.989	33325.938	1.00	6.48	6.115	140.7	93.8	NO		
65	-1												
66	60	13C4-PFBA	217. > 172	18102.342	18102.342	1.00	1.42	12.500	12.5	100.0	NO		
67	61	13C5-PFHxA	318 > 272.9	28177.242	28177.242	1.00	3.20	12.500	12.5	100.0	NO		
68	62	13C3-PFHxS	401.8 > 79.9	3875.854	3875.854	1.00	3.97	12.500	12.5	100.0	NO		
69	63	13C8-PFOA	420.9 > 376	40084.633	40084.633	1.00	4.35	12.500	12.5	100.0	NO		
70	64	13C9-PFNA	472.2 > 426.9	27980.178	27980.178	1.00	4.79	12.500	12.5	100.0	NO		
71	65	13C4-PFOS	503 > 79.9	4242.832	4242.832	1.00	4.87	12.500	12.5	100.0	NO		
72	66	13C6-PFDA	519.1 > 473.7	25355.063	25355.063	1.00	5.16	12.500	12.5	100.0	NO		
73	67	13C7-PFUdA	570.1 > 524.8	33325.938	33325.938	1.00	5.48	12.500	12.5	100.0	NO		

Quantify Compound Summary Report **MassLynx MassLynx V4.1 SCN 945**
Vista Analytical Laboratory

Dataset: Untitled

Last Altered: Wednesday, September 26, 2018 15:30:57 Pacific Daylight Time
Printed: Wednesday, September 26, 2018 15:31:38 Pacific Daylight Time

Method: Z:\Projects\PFAS.pro\MethDB\PFAS_FULL_80C_092518.mdb 26 Sep 2018 12:51:44
Calibration: Z:\Projects\PFAS.pro\CurveDB\C18_VAL-PFAS_Q4_09-25-18.cdb 26 Sep 2018 10:07:46

Compound name: PFBA

	#	Name	ID	Acq.Date	Acq.Time
1	1	180925M1_1	IPA	25-Sep-18	12:56:33
2	2	180925M1_2	ST180925M1-1 PFC CS-2 18I1701	25-Sep-18	13:07:06
3	3	180925M1_3	ST180925M1-2 PFC CS-1 18I1702	25-Sep-18	13:17:44
4	4	180925M1_4	ST180925M1-3 PFC CS0 18I1703	25-Sep-18	13:28:16
5	5	180925M1_5	ST180925M1-4 PFC CS1 18I1704	25-Sep-18	13:38:54
6	6	180925M1_6	ST180925M1-5 PFC CS2 18I1705	25-Sep-18	13:49:27
7	7	180925M1_7	ST180925M1-6 PFC CS3 18I1706	25-Sep-18	14:00:06
8	8	180925M1_8	ST180925M1-7 PFC CS4 18I1707	25-Sep-18	14:10:44
9	9	180925M1_9	ST180925M1-8 PFC CS5 18I1708	25-Sep-18	14:21:17
10	10	180925M1_10	ST180925M1-9 PFC CS6 18I1709	25-Sep-18	14:31:55
11	11	180925M1_11	ST180925M1-10 PFC CS7 18I1710	25-Sep-18	14:42:27
12	12	180925M1_12	IPA	25-Sep-18	14:53:05
13	13	180925M1_13	ICV180925M1-1 PFC ICV 18I1711	25-Sep-18	15:03:38
14	14	180925M1_14	IPA	25-Sep-18	15:14:17
15	15	180925M1_15	B8I0152-BS1 OPR 0.125	25-Sep-18	15:51:22
16	16	180925M1_16	B8I0152-BLK1 Method Blank 0.125	25-Sep-18	16:01:56
17	17	180925M1_17	1803089-01 091918-GRW-MW8BR 0.1...	25-Sep-18	16:12:34
18	18	180925M1_18	1803089-02 091918-GRW-MW8BR-D ...	25-Sep-18	16:23:06
19	19	180925M1_19	B8I0089-BS1 OPR 1	25-Sep-18	16:33:45
20	20	180925M1_20	B8I0089-BLK1 Method Blank 1	25-Sep-18	16:44:18
21	21	180925M1_21	B8I0089-MS1 Matrix Spike 1.18	25-Sep-18	16:54:56
22	22	180925M1_22	B8I0089-MSD1 Matrix Spike Dup 1.2	25-Sep-18	17:05:35
23	23	180925M1_23	1802897-01 18Q3SS035-MW0101-SO-...	25-Sep-18	17:16:08
24	24	180925M1_24	1802897-02 18Q3SS035-MW0101-SO-...	25-Sep-18	17:26:46
25	25	180925M1_25	1802897-03 18Q3SS035-MW0102-SO-...	25-Sep-18	17:37:19
26	26	180925M1_26	1802897-04 18Q3SS035-MW0103-SO-...	25-Sep-18	17:47:57
27	27	180925M1_27	1802897-05 18Q3SS035-SS2001-SO-0...	25-Sep-18	17:58:29
28	28	180925M1_28	1802897-06 18Q3SS035-SB2001-SO-0...	25-Sep-18	18:09:08
29	29	180925M1_29	1802897-07 18Q3SS035-SB2002-SO-0...	25-Sep-18	18:19:46
30	30	180925M1_30	1802897-09 18Q3SS035-SB2301-SO-0...	25-Sep-18	18:30:19
31	31	180925M1_31	IPA	25-Sep-18	18:40:58
32	32	180925M1_32	ST180925M1-11 PFC CS3 18I1706	25-Sep-18	18:51:36
33	33	180925M1_33	1802897-10 18Q3SS035-SB2302-SO-0...	25-Sep-18	19:02:09
34	34	180925M1_34	1802897-11 18Q3SS035-SB2401-SO-0...	25-Sep-18	19:12:47

Quantify Compound Summary Report **MassLynx MassLynx V4.1 SCN 945**
Vista Analytical Laboratory

Dataset: Untitled

Last Altered: Wednesday, September 26, 2018 15:30:57 Pacific Daylight Time
Printed: Wednesday, September 26, 2018 15:31:38 Pacific Daylight Time

Compound name: PFBA

	#	Name	ID	Acq.Date	Acq.Time
35	35	180925M1_35	1802897-12 18Q3SS035-SB2402-SO-0...	25-Sep-18	19:23:20
36	36	180925M1_36	1802897-13 18Q3SS035-SS2501-SO-0...	25-Sep-18	19:33:59
37	37	180925M1_37	1802897-14 18Q3SS035-SS2601-SO-0...	25-Sep-18	19:44:32
38	38	180925M1_38	1802897-15 18Q3SS035-SB2501-SO-0...	25-Sep-18	19:55:11
39	39	180925M1_39	1802897-16 18Q3SS035-SB2502-SO-0...	25-Sep-18	20:05:44
40	40	180925M1_40	1802897-17 18Q3SS035-SB2601-SO-0...	25-Sep-18	20:16:22
41	41	180925M1_41	1802897-18 18Q3SS035-SB2602-SO-0...	25-Sep-18	20:26:55
42	42	180925M1_42	B8I0043-BS1 OPR 0.25	25-Sep-18	20:37:25
43	43	180925M1_43	B8I0043-BLK1 Method Blank 0.25	25-Sep-18	20:48:04
44	44	180925M1_44	1802887-01 SW1808300930GC 0.23703	25-Sep-18	20:58:38
45	45	180925M1_45	IPA	25-Sep-18	21:09:16
46	46	180925M1_46	ST180925M1-12 PFC CS3 18I1706	25-Sep-18	21:19:49
47	47	180925M1_47	1802887-02 PW1808301215GC 0.22139	25-Sep-18	21:30:28
48	48	180925M1_48	1802887-03 SW1808301515GC 0.22536	25-Sep-18	21:41:06
49	49	180925M1_49	1802887-04 FD1808301515GC 0.22732	25-Sep-18	21:51:40
50	50	180925M1_50	1802887-05 SW1808301600GC 0.23779	25-Sep-18	22:02:18
51	51	180925M1_51	1802887-06 SW1808310950GC 0.23612	25-Sep-18	22:12:50
52	52	180925M1_52	1802887-07 FD1808310950GC 0.23475	25-Sep-18	22:23:29
53	53	180925M1_53	1802887-08 PW1808311100GC 0.20799	25-Sep-18	22:34:02
54	54	180925M1_54	1802887-09 FB1808311110GC 0.244	25-Sep-18	22:44:41
55	55	180925M1_55	1802900-01 PW1809041355GC 0.21844	25-Sep-18	22:55:14
56	56	180925M1_56	1802900-02 PW1809041415GC 0.22528	25-Sep-18	23:05:53
57	57	180925M1_57	1802900-03 PW1809041445GC 0.22448	25-Sep-18	23:16:31
58	58	180925M1_58	IPA	25-Sep-18	23:27:04
59	59	180925M1_59	ST180925M1-13 PFC CS3 18I1706	25-Sep-18	23:37:42

Quantify Sample Report **MassLynx MassLynx V4.1 SCN 945**
Vista Analytical Laboratory

Dataset: Z:\Projects\PFAS.PRO\Results\180925M1\180925M1-59.qld

Last Altered: Wednesday, September 26, 2018 15:27:25 Pacific Daylight Time
Printed: Wednesday, September 26, 2018 15:27:43 Pacific Daylight Time

Method: Z:\Projects\PFAS.pro\MethDB\PFAS_FULL_80C_092518.mdb 26 Sep 2018 12:51:44
Calibration: Z:\Projects\PFAS.pro\CurveDB\C18_VAL-PFAS_Q4_09-25-18.cdb 26 Sep 2018 10:07:46

Name: 180925M1_59, Date: 25-Sep-2018, Time: 23:37:42, ID: ST180925M1-13 PFC CS3 18I1706, Description: PFC CS3 18I1706

PFBA
F2:MRM of 1 channel,ES-
213.0 > 168.8
1.154e+005

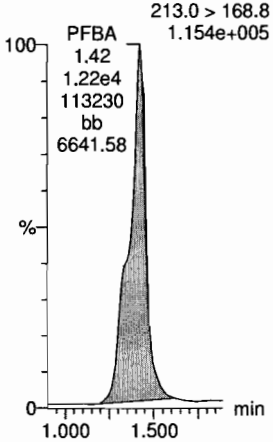

PFPeA
F5:MRM of 1 channel,ES-
263.1 > 218.9
2.642e+005

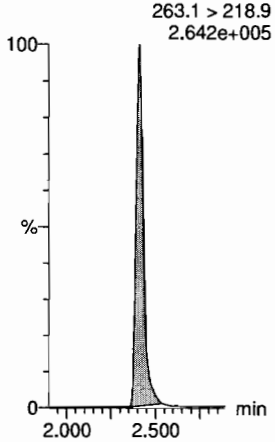

PFBS
F7:MRM of 2 channels,ES-
299.0 > 79.7
7.250e+004

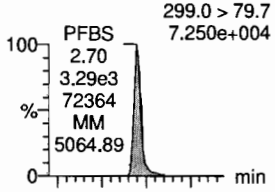

F7:MRM of 2 channels,ES-
299.0 > 99.0
2.578e+004

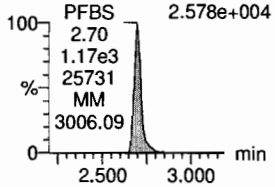

4:2 FTS
F12:MRM of 2 channels,ES-
327.2 > 307.2
8.025e+004

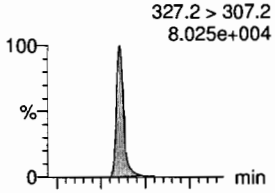

F12:MRM of 2 channels,ES-
327.2 > 81.1
4.089e+004

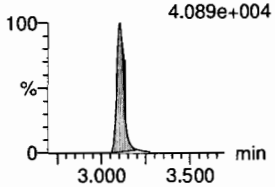

PFHxA
F9:MRM of 2 channels,ES-
313 > 269
4.646e+005

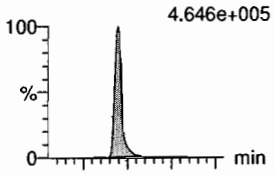

F9:MRM of 2 channels,ES-
313 > 118.9
3.172e+004

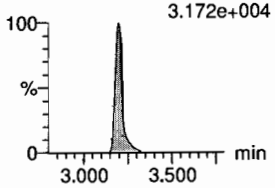

PFPeS
F15:MRM of 2 channels,ES-
349.1 > 80.1
6.874e+004

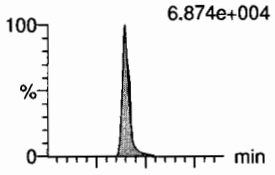

F15:MRM of 2 channels,ES-
349.1 > 99
4.673e+004

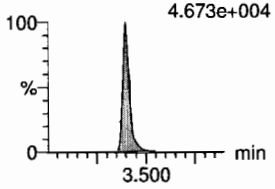

13C3-PFBA
F3:MRM of 1 channel,ES-
216.1 > 171.8
1.252e+005

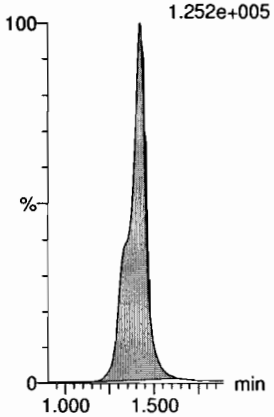

13C3-PFPeA
F6:MRM of 1 channel,ES-
266. > 221.8
3.290e+005

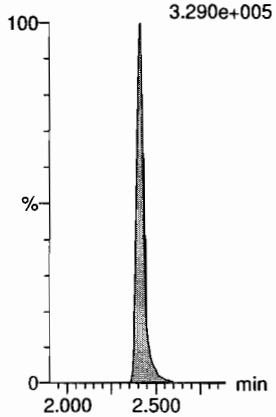

13C3-PFBS
F8:MRM of 1 channel,ES-
302. > 98.8
4.817e+004

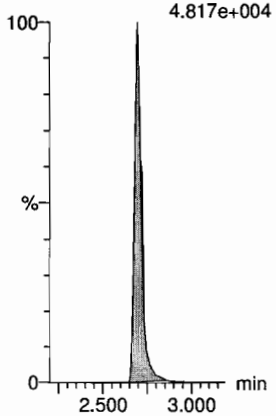

13C2-4:2 FTS
F13:MRM of 1 channel,ES-
329.2 > 308.9
7.318e+004

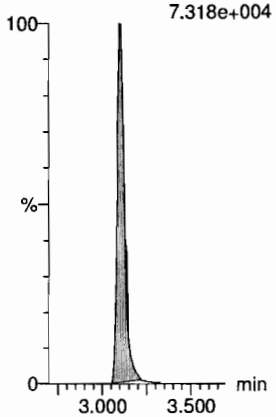

13C2-PFHxA
F10:MRM of 1 channel,ES-
315 > 270
2.515e+005

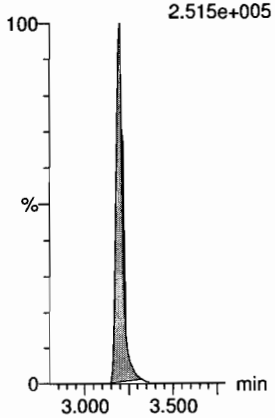

13C3-PFBS
F8:MRM of 1 channel,ES-
302. > 98.8
4.817e+004

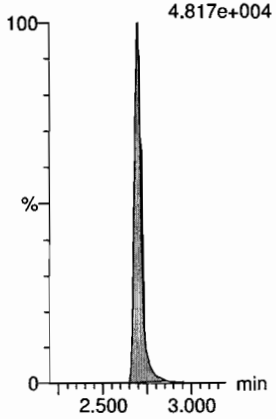

Vista Analytical Laboratory

Dataset: Z:\Projects\PFAS.PRO\Results\180925M1\180925M1-59.qld

Last Altered: Wednesday, September 26, 2018 15:27:25 Pacific Daylight Time
Printed: Wednesday, September 26, 2018 15:27:43 Pacific Daylight Time

Name: 180925M1_59, Date: 25-Sep-2018, Time: 23:37:42, ID: ST180925M1-13 PFC CS3 18I1706, Description: PFC CS3 18I1706

6:2 FTS

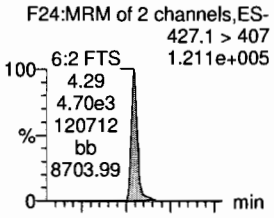

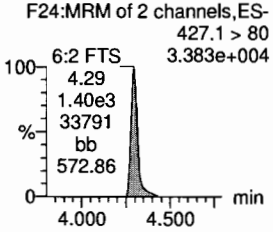

PFHpA

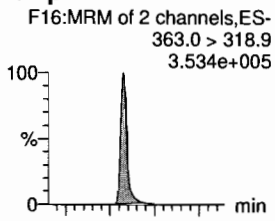

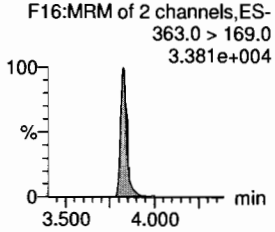

L-PFHxS

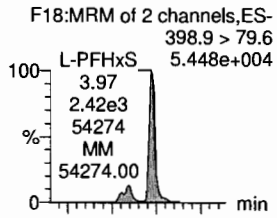

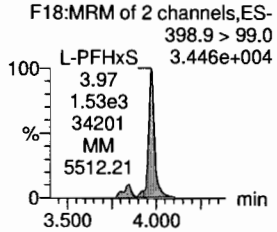

L-PFOA

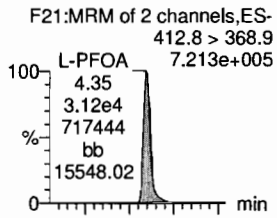

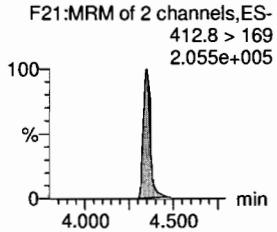

PFHpS

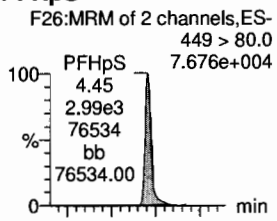

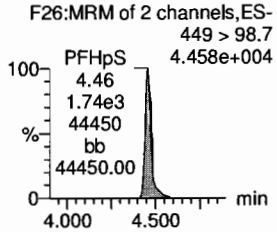

PFNA

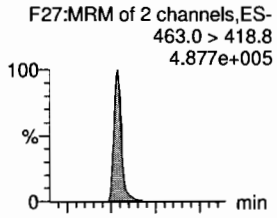

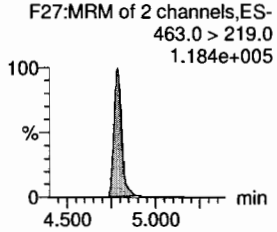

13C2-6:2 FTS

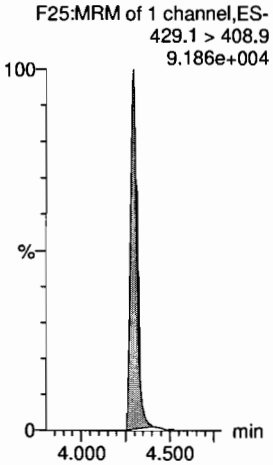

13C4-PFHpA

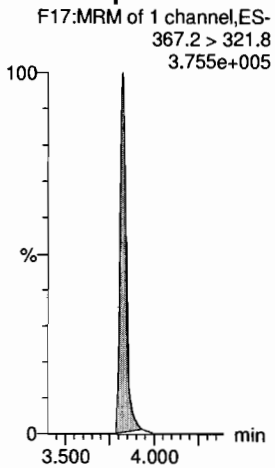

18O2-PFHxS

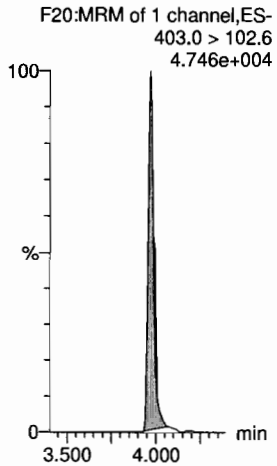

13C2-PFOA

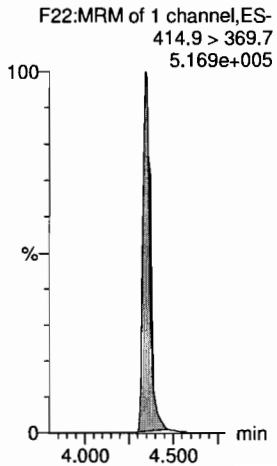

13C8-PFOS

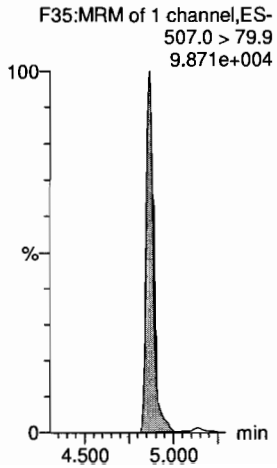

13C5-PFNA

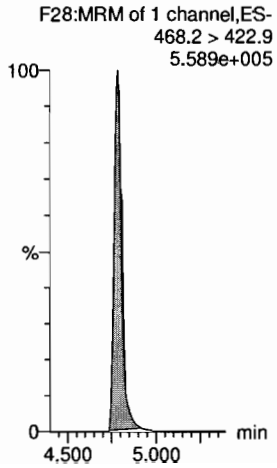

Vista Analytical Laboratory

Dataset: Z:\Projects\PFAS.PRO\Results\180925M1\180925M1-59.qld

Last Altered: Wednesday, September 26, 2018 15:27:25 Pacific Daylight Time
Printed: Wednesday, September 26, 2018 15:27:43 Pacific Daylight Time

Name: 180925M1_59, Date: 25-Sep-2018, Time: 23:37:42, ID: ST180925M1-13 PFC CS3 18I1706, Description: PFC CS3 18I1706

PFOSA

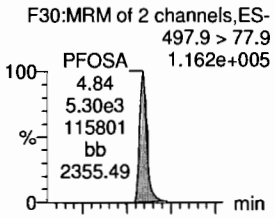

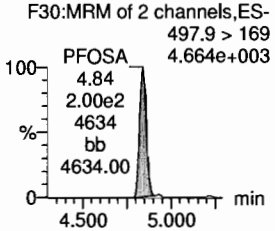

L-PFOS

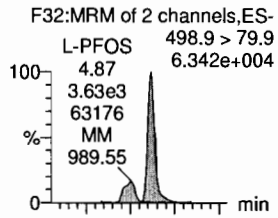

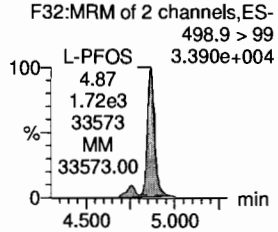

PFDA

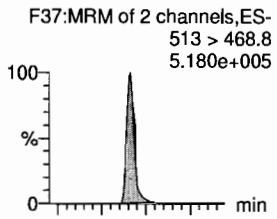

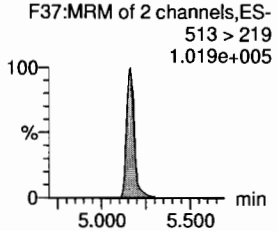

8:2 FTS

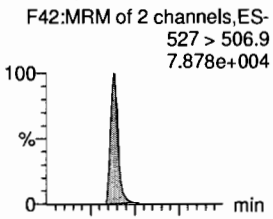

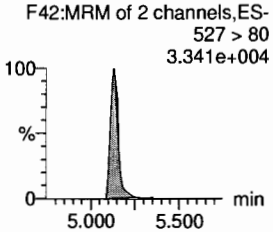

PFNS

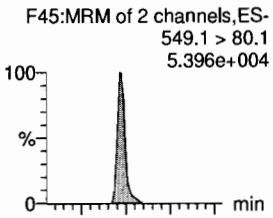

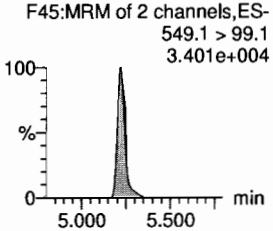

L-MeFOSAA

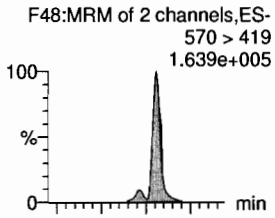

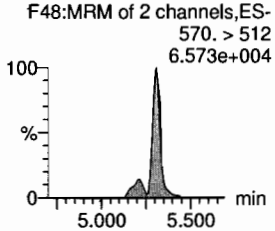

13C8-PFOSA

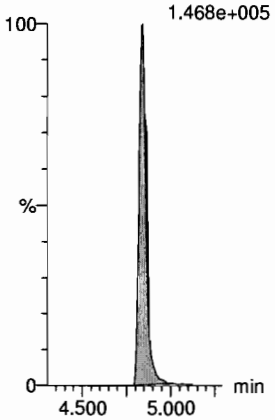

13C8-PFOS

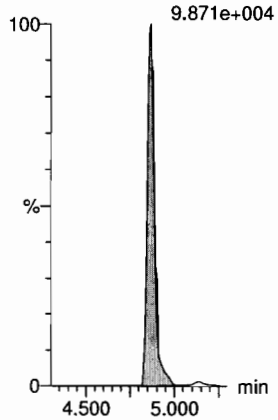

13C2-PFDA

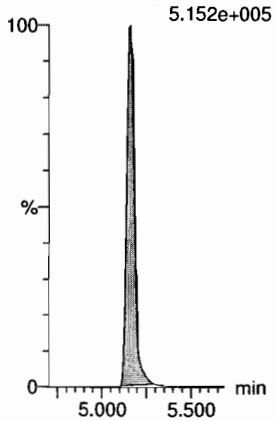

13C2-8:2 FTS

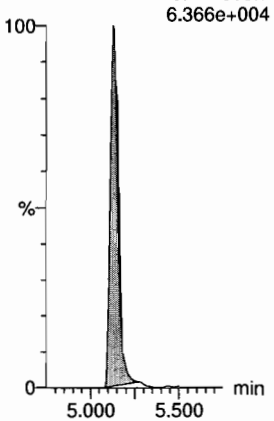

13C8-PFOS

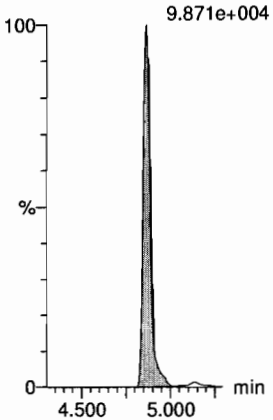

d3-N-MeFOSAA

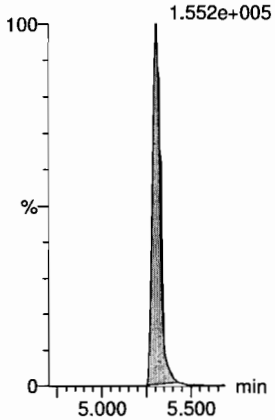

Dataset: Z:\Projects\PFAS.PRO\Results\180925M1\180925M1-59.qld

Last Altered: Wednesday, September 26, 2018 15:27:25 Pacific Daylight Time
Printed: Wednesday, September 26, 2018 15:27:43 Pacific Daylight Time

Name: 180925M1_59, Date: 25-Sep-2018, Time: 23:37:42, ID: ST180925M1-13 PFC CS3 18I1706, Description: PFC CS3 18I1706

L-EtFOSAA

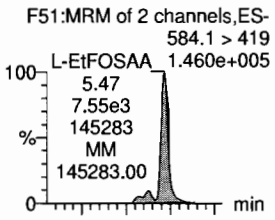

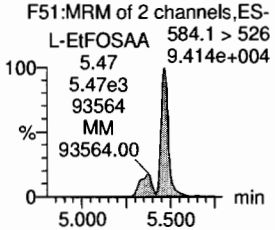

PFDoA

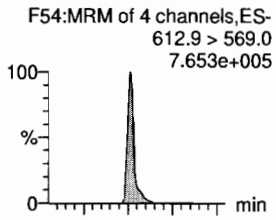

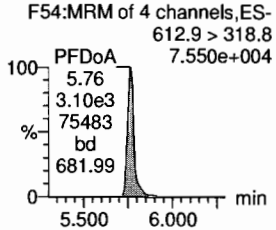

PFDS

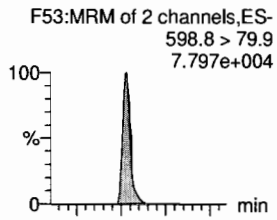

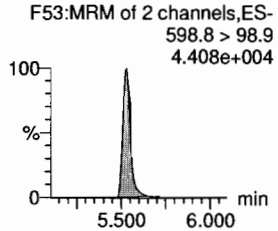

PFUdA

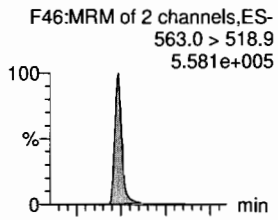

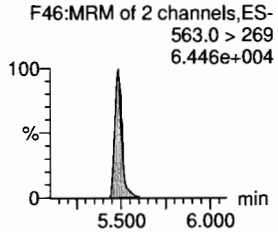

N-MeFOSA

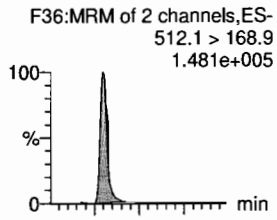

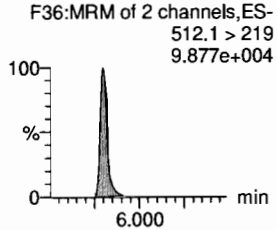

PFTrDA

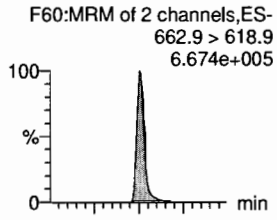

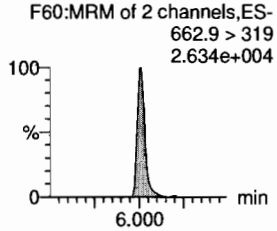

d5-N-EtFOSAA

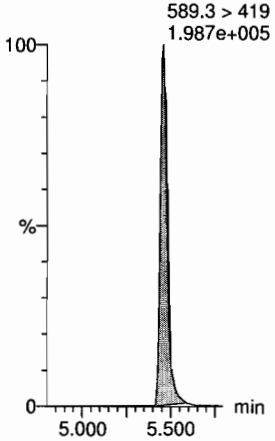

13C2-PFDoA

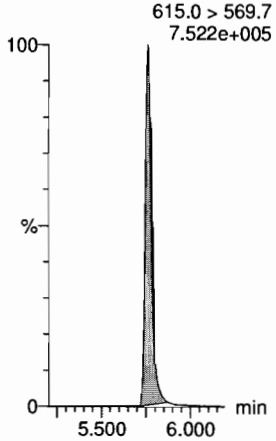

13C8-PFOS

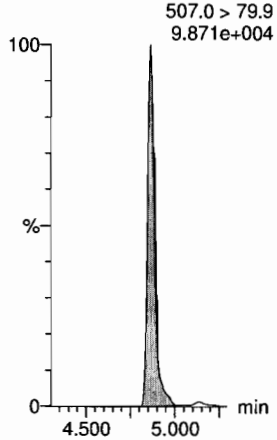

13C2-PFUdA

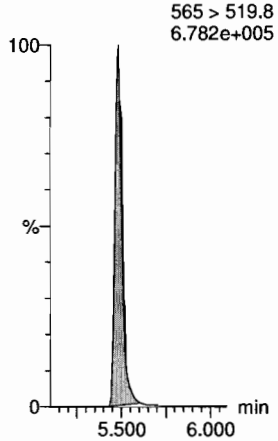

d3-N-MeFOSA

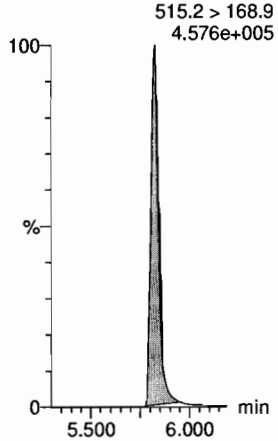

13C2-PFDoA

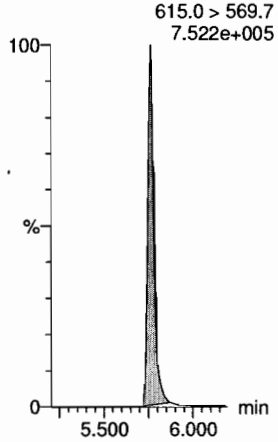

Dataset: Z:\Projects\PFAS.PRO\Results\180925M1\180925M1-59.qld

Last Altered: Wednesday, September 26, 2018 15:27:25 Pacific Daylight Time
Printed: Wednesday, September 26, 2018 15:27:43 Pacific Daylight Time

Name: 180925M1_59, Date: 25-Sep-2018, Time: 23:37:42, ID: ST180925M1-13 PFC CS3 18I1706, Description: PFC CS3 18I1706

PFTeDA
F61:MRM of 2 channels,ES-
712.8 > 669.0
6.328e+005

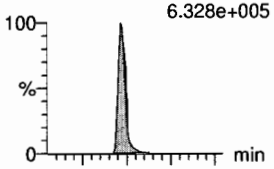

F61:MRM of 2 channels,ES-
712.8 > 368.9
4.403e+004

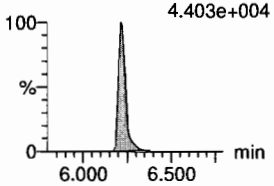

N-EtFOSA
F41:MRM of 2 channels,ES-
526.1 > 168.9
1.460e+005

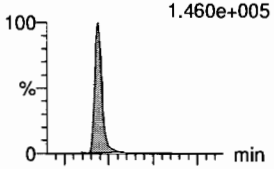

F41:MRM of 2 channels,ES-
526.1 > 219
9.451e+004

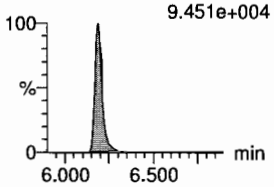

PFHxDA
F63:MRM of 2 channels,ES-
813.1 > 768.6
3.547e+005

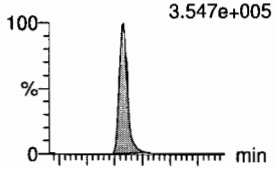

F63:MRM of 2 channels,ES-
813.1 > 219
1.383e+004

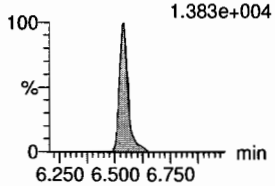

PFODA
F65:MRM of 1 channel,ES-
913.1 > 868.8
4.465e+005

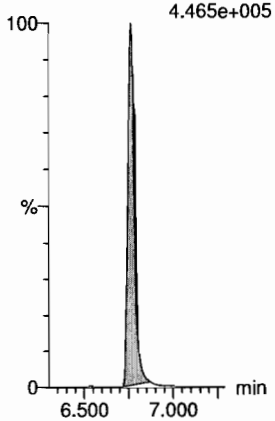

N-MeFOSE
F56:MRM of 1 channel,ES-
616.1 > 58.9
9.586e+004

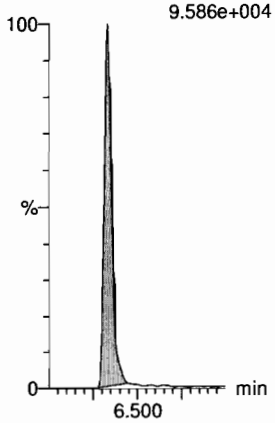

N-EtFOSE
F58:MRM of 1 channel,ES-
630.1 > 58.9
1.206e+005

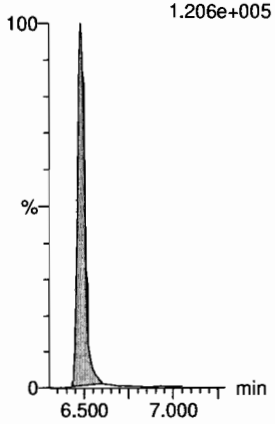

13C2-PFTeDA
F62:MRM of 2 channels,ES-
714.8 > 669.6
4.331e+005

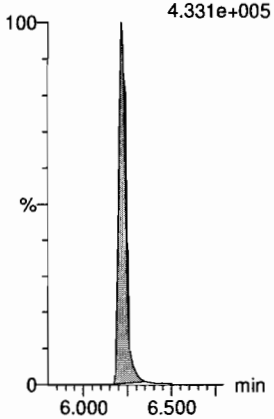

d5-N-ETFOSA
F44:MRM of 1 channel,ES-
531.1 > 168.9
4.935e+005

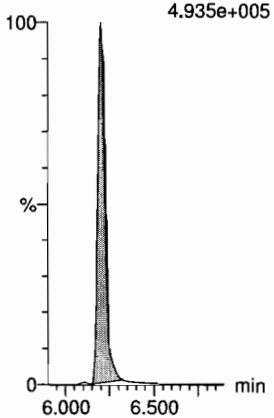

13C2-PFHxDA
F64:MRM of 1 channel,ES-
815 > 769.7
2.793e+005

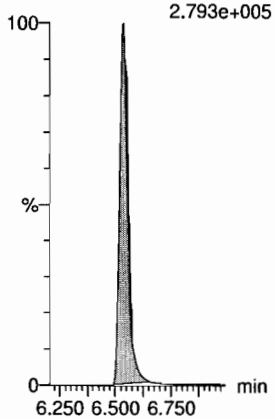

13C2-PFHxDA
F64:MRM of 1 channel,ES-
815 > 769.7
2.793e+005

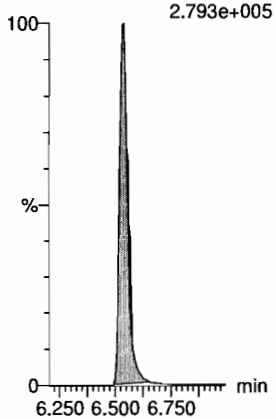

d7-N-MeFOSE
F57:MRM of 1 channel,ES-
623.1 > 58.9
3.148e+005

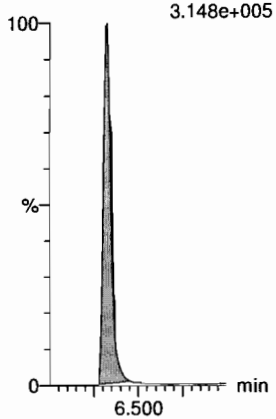

d9-N-EtFOSE
F59:MRM of 1 channel,ES-
639.2 > 58.8
3.372e+005

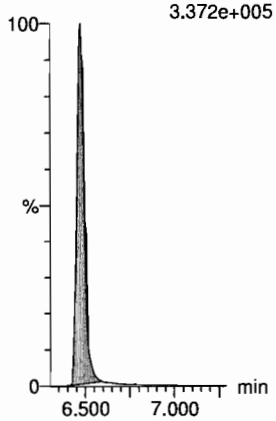

Dataset: Z:\Projects\PFAS.PRO\Results\180925M1\180925M1-59.qld

Last Altered: Wednesday, September 26, 2018 15:27:25 Pacific Daylight Time
Printed: Wednesday, September 26, 2018 15:27:43 Pacific Daylight Time

Name: 180925M1_59, Date: 25-Sep-2018, Time: 23:37:42, ID: ST180925M1-13 PFC CS3 18I1706, Description: PFC CS3 18I1706

13C4-PFBA

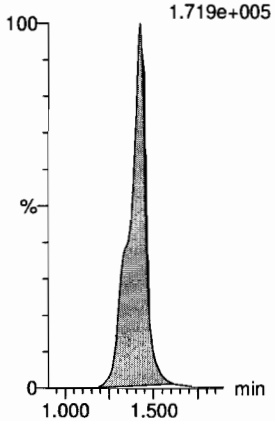

13C5-PFHxA

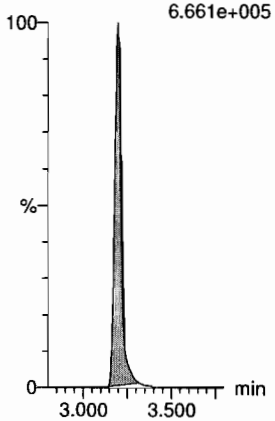

13C3-PFHxS

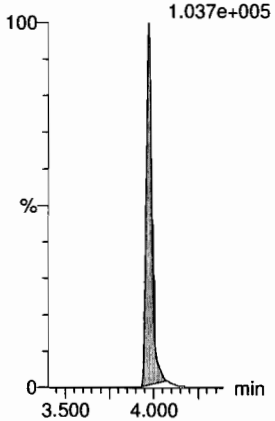

13C8-PFOA

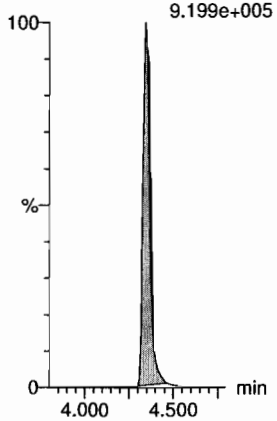

13C9-PFNA

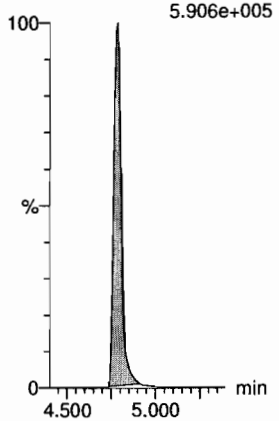

13C4-PFOS

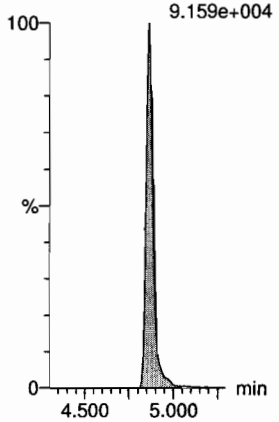

13C6-PFDA

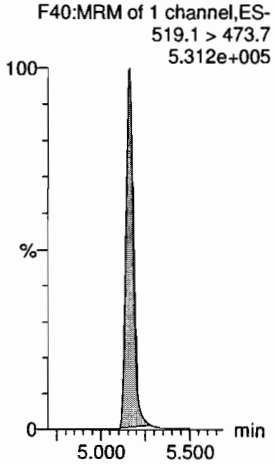

13C7-PFUdA

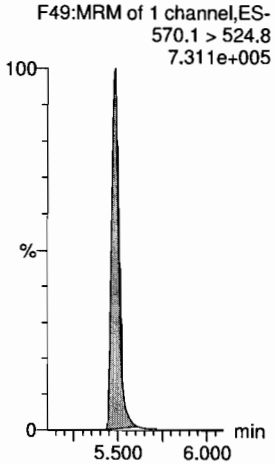

LC Calibration Standards Review Checklist 64

			ION Ratio	Concentration	C-Cals Name	Sign Date	Correct I-Cal	Manual Integrations	NA
Calibration ID:	ST180920M1-X 3	L M H	☑	☑	☑	☑	☑	☑	☐
Calibration ID:	-11	L M H	☑	☑ (A) (B)	☑	☑	☑	☑	☐
Calibration ID:	-12	L M H	☑	☑ (A)	☑	☑	☑	☑	☐
Calibration ID:	-13	L M H	☑	☑ (A)	☑	☑	☑	☑	☐
Calibration ID:		L M H	☐	☐	☐	☐	☐	☐	☐
Calibration ID:		L M H	☐	☐	☐	☐	☐	☐	☐
Calibration ID:		L M H	☐	☐	☐	☐	☐	☐	☐
Calibration ID:		L M H	☐	☐	☐	☐	☐	☐	☐
Calibration ID:		L M H	☐	☐	☐	☐	☐	☐	☐
Calibration ID:		L M H	☐	☐	☐	☐	☐	☐	☐

Full Mass Cal. Date: 9/26/18

Run Log Present: ☑

# of Samples per Sequence Checked: ☑

Instrument Blank Saved ☑

IIS Area Saved ☑

Reviewed By: AD 9/27/18
Initials/Date

Comments:

(A) d3-MeFOSA, d5-EtFOSA, d7-MeFOSE, d9-EtFOSE >50%.

(B) d5-EtFOSA, d7 MeFOSE, d9 EtFOSE >150%.

Vista Analytical Laboratory

Dataset: Untitled

Last Altered: Wednesday, September 26, 2018 18:11:39 Pacific Daylight Time
Printed: Wednesday, September 26, 2018 18:12:11 Pacific Daylight Time

Method: Z:\Projects\PFAS.PRO\MethDB\PFAS_FULL_80C_092618.mdb 26 Sep 2018 18:11:37
Calibration: Z:\Projects\PFAS.PRO\CurveDB\C18_VAL-PFAS_Q4_09-25-18.cdb 26 Sep 2018 10:07:46

Name: 180926M1_7, Date: 26-Sep-2018, Time: 16:11:52, ID: ST180926M1-6 PFC CS3 18I1706, Description: PFC CS3 18I1706

	Name	Ion Ratio	Ratio out?
1	PFBA		
2	PFPeA		
3	PFBS	2.732	NO
4	4:2 FTS	1.798	NO
5	PFHxA	14.763	NO
6	PFPeS	1.423	NO
7	PFHpA	13.597	NO
8	L-PFHxS	1.737	NO
9	6:2 FTS	3.232	NO
10	L-PFOA	3.201	NO
11	PFHpS	1.779	NO
12	PFNA	3.976	NO
13	PFOSA	35.184	NO
14	L-PFOS	1.879	NO
15	PFDA	5.920	NO
16	8:2 FTS	2.941	NO
17	PFNS	1.628	NO
18	L-MeFOSAA	2.461	NO
19	L-EtFOSAA	1.466	NO

Vista Analytical Laboratory

Dataset: Untitled

Last Altered: Wednesday, September 26, 2018 18:11:39 Pacific Daylight Time
Printed: Wednesday, September 26, 2018 18:12:23 Pacific Daylight Time

Method: Z:\Projects\PFAS.PRO\MethDB\PFAS_FULL_80C_092618.mdb 26 Sep 2018 18:11:37
Calibration: Z:\Projects\PFAS.PRO\CurveDB\C18_VAL-PFAS_Q4_09-25-18.cdb 26 Sep 2018 10:07:46

Name: 180926M1_7, Date: 26-Sep-2018, Time: 16:11:52, ID: ST180926M1-6 PFC CS3 18I1706, Description: PFC CS3 18I1706

	Name	Ion Ratio	Ratio out?
1	PFUdA	10.033	NO
2	PFDS	1.621	NO
3	PFDoA	9.582	NO
4	N-MeFOSA	1.490	NO
5	PFTrDA	25.201	NO
6	PFTeDA	13.507	NO
7	N-EtFOSA	1.573	NO
8	PFHxDA	23.645	NO
9	PFODA		
10	N-MeFOSE		
11	N-EtFOSE		

Quantify Sample Report **MassLynx MassLynx V4.1 SCN 945**
Vista Analytical Laboratory

Dataset: Z:\Projects\PFAS.PRO\Results\180926M1\180926M1-4.qld

Last Altered: Wednesday, September 26, 2018 18:17:21 Pacific Daylight Time
Printed: Wednesday, September 26, 2018 18:17:46 Pacific Daylight Time

✓AP 9/27/18

Name: 180926M1_4, Date: 26-Sep-2018, Time: 15:40:01, ID: ST180926M1-3 PFC CS0 18I1703, Description: PFC CS0 18I1703

	#	Name	Trace	Area	IS Area	wt/vol	RT	Response	Conc.	%Rec	Recovery ...	Ion Ratio	Ratio Out?
1	1	PFBA	213.0 > 168.8	898.920	10165.573	1.00	1.41	1.105	1.0	99.3	NO		
2	2	PFPeA	263.1 > 218.9	889.876	10901.670	1.00	2.40	1.020	1.0	99.2	NO		
3	3	PFBS	299.0 > 79.7	222.387	1637.852	1.00	2.69	1.697	0.9	93.3	NO	2.750	NO
4	4	4:2 FTS	327.2>307.2	230.690	2626.309	1.00	3.10	1.098	0.8	84.1	NO	1.873	NO
5	5	PFHxA	313 > 269	1302.415	7330.271	1.00	3.19	0.888	0.9	89.8	NO	17.135	NO
6	6	PFPeS	349.1>80.1	212.642	1637.852	1.00	3.39	1.623	1.1	112.0	NO	1.668	NO
7	36	13C3-PFBA	216.1 > 171.8	10165.573	13208.923	1.00	1.41	9.620	13.0	104.1	NO		
8	37	13C3-PFPeA	266. > 221.8	10901.670	17791.443	1.00	2.40	7.659	14.0	111.6	NO		
9	38	13C3-PFBS	302. > 98.8	1637.852	3099.729	1.00	2.69	6.605	12.6	101.2	NO		
10	39	13C2-4:2 FTS	329.2>308.9	2626.309	3099.729	1.00	3.10	10.591	12.3	98.3	NO		
11	40	13C2-PFHxA	315 > 270	7330.271	17791.443	1.00	3.19	5.150	5.2	103.3	NO		
12	38	13C3-PFBS	302. > 98.8	1637.852	3099.729	1.00	2.69	6.605	12.6	101.2	NO		
13	-1												
14	10	6:2 FTS	427.1 > 407	289.474	2918.563	1.00	4.29	1.240	0.8	83.8	NO	3.488	NO
15	7	PFHpA	363.0 > 318.9	966.599	9280.520	1.00	3.82	1.302	1.1	109.5	NO	12.053	NO
16	8	L-PFHxS	398.9 > 79.6	180.496	1291.108	1.00	3.96	1.747	1.0	97.8	NO	1.754	NO
17	11	L-PFOA	412.8 > 368.9	1590.086	15286.552	1.00	4.34	1.300	0.7	71.9	NO	3.182	NO
18	13	PFHpS	449 > 80.0	226.092	3258.658	1.00	4.45	0.867	1.1	109.4	NO	1.747	NO
19	14	PFNA	463.0 > 418.8	1402.544	13758.249	1.00	4.78	1.274	1.2	122.6	NO	4.260	NO
20	43	13C2-6:2 FTS	429.1 > 408.9	2918.563	3201.861	1.00	4.29	11.394	12.5	99.7	NO		
21	41	13C4-PFHpA	367.2 > 321.8	9280.520	17791.443	1.00	3.82	6.520	12.4	98.9	NO		
22	42	18O2-PFHxS	403.0 > 102.6	1291.108	3099.729	1.00	3.97	5.207	11.9	95.3	NO		
23	44	13C2-PFOA	414.9 > 369.7	15286.552	21750.771	1.00	4.34	8.785	15.5	124.3	NO		
24	47	13C8-PFOS	507.0 > 79.9	3258.658	3201.861	1.00	4.86	12.722	12.1	96.6	NO		
25	45	13C5-PFNA	468.2 > 422.9	13758.249	14905.830	1.00	4.78	11.538	11.7	93.3	NO		
26	-1												
27	15	PFOSA	497.9 > 77.9	444.065	5304.318	1.00	4.83	1.046	1.0	99.1	NO	33.124	NO
28	16	L-PFOS	498.9 > 79.9	281.688	3258.658	1.00	4.86	1.081	1.1	112.3	NO	1.786	NO
29	18	PFDA	513 > 468.8	1535.909	13477.771	1.00	5.15	1.424	1.2	115.1	NO	5.814	NO
30	19	8:2 FTS	527 > 506.9	226.806	2164.294	1.00	5.13	1.310	0.8	75.9	NO	2.525	NO
31	20	PFNS	549.1 > 80.1	204.230	3258.658	1.00	5.22	0.783	1.1	109.9	NO	2.332	YES
32	21	L-MeFOSAA	570 > 419	654.957	5726.733	1.00	5.30	1.430	1.0	99.1	NO	2.234	NO
33	46	13C8-PFOSA	506.1 > 77.7	5304.318	21952.199	1.00	4.84	3.020	14.4	115.1	NO		
34	47	13C8-PFOS	507.0 > 79.9	3258.658	3201.861	1.00	4.86	12.722	12.1	96.6	NO		

SM 9/27/18

Dataset: Z:\Projects\PFAS.PRO\Results\180926M1\180926M1-4.qld

Last Altered: Wednesday, September 26, 2018 18:17:21 Pacific Daylight Time
Printed: Wednesday, September 26, 2018 18:17:46 Pacific Daylight Time

Name: 180926M1_4, Date: 26-Sep-2018, Time: 15:40:01, ID: ST180926M1-3 PFC CS0 18I1703, Description: PFC CS0 18I1703

	#	Name	Trace	Area	IS Area	wt/vol	RT	Response	Conc.	%Rec	Recovery ...	Ion Ratio	Ratio Out?
35	48	13C2-PFDA	515.1 > 469.9	13477.771	14697.582	1.00	5.15	11.463	10.7	85.8	NO		
36	49	13C2-8:2 FTS	529.1 > 508.7	2164.294	3201.861	1.00	5.12	8.449	11.6	92.7	NO		
37	47	13C8-PFOS	507.0 > 79.9	3258.658	3201.861	1.00	4.86	12.722	12.1	96.6	NO		
38	50	d3-N-MeFOSAA	573.3 > 419	5726.733	21952.199	1.00	5.30	3.261	13.3	106.2	NO		
39	-1												
40	23	L-EtFOSAA	584.1 > 419	488.616	6661.870	1.00	5.46	0.917	0.9	88.8	NO	1.402	NO
41	27	PFDoA	612.9 > 569.0	1816.238	21282.635	1.00	5.76	1.067	0.7	72.9	NO	8.066	NO
42	26	PFDS	598.8 > 79.9	310.925	3258.658	1.00	5.52	1.193	1.1	114.2	NO	2.098	NO
43	25	PFUdA	563.0 > 518.9	1486.947	18314.836	1.00	5.48	1.015	1.0	98.4	NO	9.232	NO
44	28	N-MeFOSA	512.1 > 168.9	651.510	18420.119	1.00	5.80	5.305	5.6	111.4	NO	1.578	NO
45	29	PFTrDA	662.9 > 618.9	2313.168	21282.635	1.00	6.00	1.359	1.0	101.4	NO	26.243	NO
46	52	d5-N-EtFOSAA	589.3 > 419	6661.870	21952.199	1.00	5.45	3.793	13.7	109.7	NO		
47	53	13C2-PFDoA	615.0 > 569.7	21282.635	14697.582	1.00	5.76	18.100	14.1	112.4	NO		
48	47	13C8-PFOS	507.0 > 79.9	3258.658	3201.861	1.00	4.86	12.722	12.1	96.6	NO		
49	51	13C2-PFUdA	565 > 519.8	18314.836	21952.199	1.00	5.48	10.429	10.8	86.4	NO		
50	54	d3-N-MeFOSA	515.2 > 168.9	18420.119	21952.199	1.00	5.82	10.489	199.8	133.2	NO		
51	53	13C2-PFDoA	615.0 > 569.7	21282.635	14697.582	1.00	5.76	18.100	14.1	112.4	NO		
52	-1												
53	30	PFTeDA	712.8 > 669.0	2302.383	17462.080	1.00	6.21	1.648	0.8	84.0	NO	16.528	NO
54	31	N-EtFOSA	526.1 > 168.9	644.431	22330.686	1.00	6.19	4.329	4.9	97.5	NO	1.478	NO
55	32	PFHxDA	813.1 > 768.6	1329.016	10218.791	1.00	6.53	0.650	1.0	101.5	NO	18.233	NO
56	33	PFODA	913.1 > 868.8	1600.971	10218.791	1.00	6.76	0.783	1.0	99.5	NO		
57	34	N-MeFOSE	616.1 > 58.9	590.659	17632.557	1.00	6.34	5.025	5.5	109.2	NO		
58	35	N-EtFOSE	630.1 > 58.9	581.777	17634.795	1.00	6.49	4.949	4.5	90.7	NO		
59	55	13C2-PFTeDA	714.8 > 669.6	17462.080	21952.199	1.00	6.21	9.943	15.7	125.5	NO		
60	56	d5-N-ETFOSA	531.1 > 168.9	22330.686	21952.199	1.00	6.20	12.716	218.0	145.3	NO		
61	57	13C2-PFHxDA	815 > 769.7	10218.791	21952.199	1.00	6.53	5.819	6.2	124.0	NO		
62	57	13C2-PFHxDA	815 > 769.7	10218.791	21952.199	1.00	6.53	5.819	6.2	124.0	NO		
63	58	d7-N-MeFOSE	623.1 > 58.9	17632.557	21952.199	1.00	6.32	10.040	232.6	155.1	YES		
64	59	d9-N-EtFOSE	639.2 > 58.8	17634.795	21952.199	1.00	6.47	10.042	231.0	154.0	YES		
65	-1												
66	60	13C4-PFBA	217. > 172	13208.923	13208.923	1.00	1.41	12.500	12.5	100.0	NO		
67	61	13C5-PFHxA	318 > 272.9	17791.443	17791.443	1.00	3.19	12.500	12.5	100.0	NO		
68	62	13C3-PFHxS	401.8 > 79.9	3099.729	3099.729	1.00	3.96	12.500	12.5	100.0	NO		

Dataset: Z:\Projects\PFAS.PRO\Results\180926M1\180926M1-4.qld

Last Altered: Wednesday, September 26, 2018 18:17:21 Pacific Daylight Time
Printed: Wednesday, September 26, 2018 18:17:46 Pacific Daylight Time

Name: 180926M1_4, Date: 26-Sep-2018, Time: 15:40:01, ID: ST180926M1-3 PFC CS0 18I1703, Description: PFC CS0 18I1703

	#	Name	Trace	Area	IS Area	wt/vol	RT	Response	Conc.	%Rec	Recovery ...	Ion Ratio	Ratio Out?
69	63	13C8-PFOA	420.9 > 376	21750.771	21750.771	1.00	4.34	12.500	12.5	100.0	NO		
70	64	13C9-PFNA	472.2 > 426.9	14905.830	14905.830	1.00	4.78	12.500	12.5	100.0	NO		
71	65	13C4-PFOS	503 > 79.9	3201.861	3201.861	1.00	4.86	12.500	12.5	100.0	NO		
72	66	13C6-PFDA	519.1 > 473.7	14697.582	14697.582	1.00	5.15	12.500	12.5	100.0	NO		
73	67	13C7-PFUdA	570.1 > 524.8	21952.199	21952.199	1.00	5.48	12.500	12.5	100.0	NO		

Quantify Compound Summary Report **MassLynx MassLynx V4.1 SCN945 SCN960**
Vista Analytical Laboratory

Dataset: Untitled

Last Altered: Thursday, September 27, 2018 10:54:36 Pacific Daylight Time
Printed: Thursday, September 27, 2018 10:55:44 Pacific Daylight Time

Method: F:\Projects\PFAS.PRO\MethDB\PFAS_FULL_80C_092618.mdb 27 Sep 2018 08:14:23
Calibration: F:\Projects\PFAS.PRO\CurveDB\C18_VAL-PFAS_Q4_09-25-18.cdb 26 Sep 2018 10:07:46

Compound name: PFBA

	#	Name	ID	Acq.Date	Acq.Time
1	1	180926M1_1	IPA	26-Sep-18	15:08:16
2	2	180926M1_2	ST180926M1-1 PFC CS-2 18I1701	26-Sep-18	15:18:50
3	3	180926M1_3	ST180926M1-2 PFC CS-1 18I1702	26-Sep-18	15:29:29
4	4	180926M1_4	(A) ST180926M1-3 PFC CS0 18I1703	26-Sep-18	15:40:01
5	5	180926M1_5	ST180926M1-4 PFC CS1 18I1704	26-Sep-18	15:50:40
6	6	180926M1_6	ST180926M1-5 PFC CS2 18I1705	26-Sep-18	16:01:13
7	7	180926M1_7	ST180926M1-6 PFC CS3 18I1706	26-Sep-18	16:11:52
8	8	180926M1_8	ST180926M1-7 PFC CS4 18I1707	26-Sep-18	16:22:25
9	9	180926M1_9	ST180926M1-8 PFC CS5 18I1708	26-Sep-18	16:33:03
10	10	180926M1_10	ST180926M1-9 PFC CS6 18I1709	26-Sep-18	16:43:36
11	11	180926M1_11	ST180926M1-10 PFC CS7 18I1710	26-Sep-18	16:54:14
12	12	180926M1_12	IPA	26-Sep-18	17:04:47
13	13	180926M1_13	ICV180926M1-1 PFC ICV 18I1711	26-Sep-18	17:15:25
14	14	180926M1_14	IPA	26-Sep-18	17:25:58
15	15	180926M1_15	beta blk	26-Sep-18	17:36:37
16	16	180926M1_16	beta bs1	26-Sep-18	17:47:11
17	17	180926M1_17	1802900-04 PW1809041545GC 0.21965	26-Sep-18	17:57:49
18	18	180926M1_18	1802900-05 PW1809041630GC 0.22036	26-Sep-18	18:08:22
19	19	180926M1_19	1802900-06 SW1809051015GC 0.24611	26-Sep-18	18:19:00
20	20	180926M1_20	1802900-07 PW1809051035GC 0.23734	26-Sep-18	18:33:24
21	21	180926M1_21	1802900-08 PW1809051110GC 0.24336	26-Sep-18	18:43:58
22	22	180926M1_22	1802900-09 PW1809051200GC 0.21508	26-Sep-18	18:54:31
23	23	180926M1_23	1802900-10 FB1809051210GC 0.2353	26-Sep-18	19:05:10
24	24	180926M1_24	B8I0122-BS1 OPR 0.125	26-Sep-18	19:15:42
25	25	180926M1_25	B8I0122-BLK1 Method Blank 0.125	26-Sep-18	19:26:21
26	26	180926M1_26	1803020-01 Pinkham 0.11147	26-Sep-18	19:36:54
27	27	180926M1_27	1803020-02 Caruso 0.11073	26-Sep-18	19:47:33
28	28	180926M1_28	1803020-03 Trip Blank 0.11247	26-Sep-18	19:58:06
29	29	180926M1_29	1803020-04 Field Blank 0.11163	26-Sep-18	20:08:44
30	30	180926M1_30	1803021-01 GZ-2R 0.11088	26-Sep-18	20:19:17
31	31	180926M1_31	1803021-02 MW-1 0.11413	26-Sep-18	20:29:55
32	32	180926M1_32	IPA	26-Sep-18	20:40:25

(A) CS0 fell into previous curve, curve not used.

Quantify Compound Summary Report **MassLynx MassLynx V4.1 SCN945 SCN960**
Vista Analytical Laboratory

Dataset: Untitled

Last Altered: Thursday, September 27, 2018 10:54:36 Pacific Daylight Time
Printed: Thursday, September 27, 2018 10:55:44 Pacific Daylight Time

Compound name: PFBA

	#	Name	ID	Acq.Date	Acq.Time
33	33	180926M1_33	ST180926M1-11 PFC CS3 18I1706	26-Sep-18	20:51:04
34	34	180926M1_34	1803021-03 TH-1 0.1121	26-Sep-18	21:01:42
35	35	180926M1_35	1803023-01 MW-1 0.11312	26-Sep-18	21:12:15
36	36	180926M1_36	1803023-02 MW-2 0.10904	26-Sep-18	21:22:54
37	37	180926M1_37	1803023-03 Faran Water Well 0.1136	26-Sep-18	21:33:32
38	38	180926M1_38	1803023-04 PFAS Rinsate Blank 0.11027	26-Sep-18	21:44:05
39	39	180926M1_39	1803023-05 PFAS Field Blank 0.11293	26-Sep-18	21:54:43
40	40	180926M1_40	B8I0051-BLK1 Method Blank 0.25	26-Sep-18	22:05:22
41	41	180926M1_41	B8I0051-BS1 OPR 0.25	26-Sep-18	22:15:55
42	42	180926M1_42	1802894-01@10X FM1808290925MK 0...	26-Sep-18	22:26:34
43	43	180926M1_43	1802894-02@10X SW1808290930MK ...	26-Sep-18	22:37:06
44	44	180926M1_44	1802894-03@10X FM1808291430MK 0...	26-Sep-18	22:47:45
45	45	180926M1_45	1802894-04@10X SW1808291435MK ...	26-Sep-18	22:58:18
46	46	180926M1_46	1802853-03@5X SD1808301130JTM 3....	26-Sep-18	23:08:56
47	47	180926M1_47	B8I0151-BS1 OPR 0.25	26-Sep-18	23:19:30
48	48	180926M1_48	B8I0151-BLK1 Method Blank 0.25	26-Sep-18	23:30:08
49	49	180926M1_49	1802846-07RE1 EQ-1 0.2638	26-Sep-18	23:40:41
50	50	180926M1_50	IPA	26-Sep-18	23:51:19
51	51	180926M1_51	ST180926M1-12 PFC CS3 18I1706	27-Sep-18	00:01:53
52	52	180926M1_52	1802846-08RE1 EQ-2 0.25529	27-Sep-18	00:12:31
53	53	180926M1_53	1802846-09RE1 TW-2 0.25633	27-Sep-18	00:23:05
54	54	180926M1_54	1803022-01 S09108C5 0.11606	27-Sep-18	00:33:43
55	55	180926M1_55	IPA	27-Sep-18	00:44:15
56	56	180926M1_56	ST180926M1-13 PFC CS3 18I1706	27-Sep-18	00:54:53

Vista Analytical Laboratory

Dataset: Z:\Projects\PFAS.PRO\Results\180926M1\180926M1-4.qld

Last Altered: Wednesday, September 26, 2018 18:17:21 Pacific Daylight Time
Printed: Wednesday, September 26, 2018 18:17:46 Pacific Daylight Time

Method: Z:\Projects\PFAS.PRO\MethDB\PFAS_FULL_80C_092618.mdb 26 Sep 2018 18:11:37
Calibration: Z:\Projects\PFAS.PRO\CurveDB\C18_VAL-PFAS_Q4_09-25-18.cdb 26 Sep 2018 10:07:46

Name: 180926M1_4, Date: 26-Sep-2018, Time: 15:40:01, ID: ST180926M1-3 PFC CS0 18I1703, Description: PFC CS0 18I1703

PFBA
F2:MRM of 1 channel,ES-
213.0 > 168.8
9.969e+003

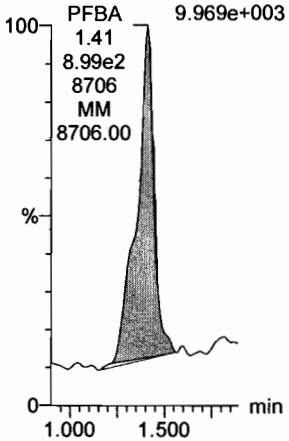

PFPeA
F5:MRM of 1 channel,ES-
263.1 > 218.9
1.985e+004



PFBS
F7:MRM of 2 channels,ES-
299.0 > 79.7
5.175e+003

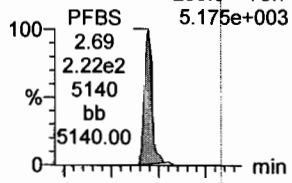

F7:MRM of 2 channels,ES-
299.0 > 99.0
1.792e+003

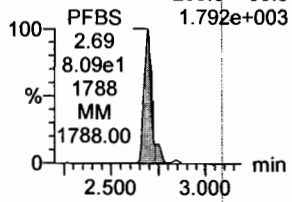

4:2 FTS
F12:MRM of 2 channels,ES-
327.2 > 307.2
5.101e+003

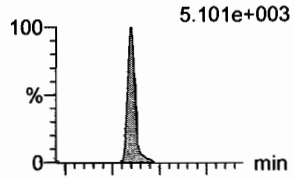

F12:MRM of 2 channels,ES-
327.2 > 81.1
2.672e+003

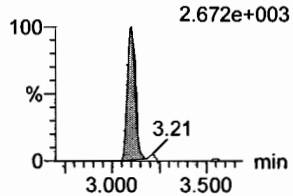

PFHxA
F9:MRM of 2 channels,ES-
313 > 269
2.888e+004

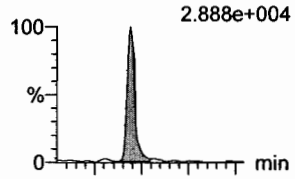

F9:MRM of 2 channels,ES-
313 > 118.9
1.679e+003

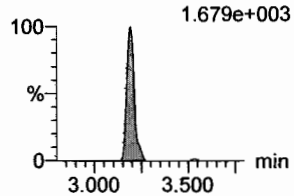

PFPeS
F15:MRM of 2 channels,ES-
349.1 > 80.1
5.354e+003

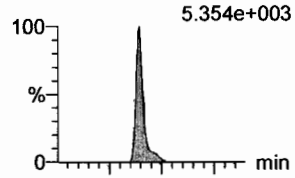

F15:MRM of 2 channels,ES-
349.1 > 99
3.340e+003

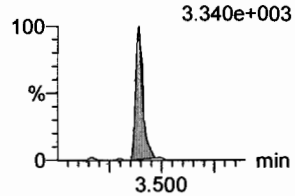

13C3-PFBA
F3:MRM of 1 channel,ES-
216.1 > 171.8
9.473e+004

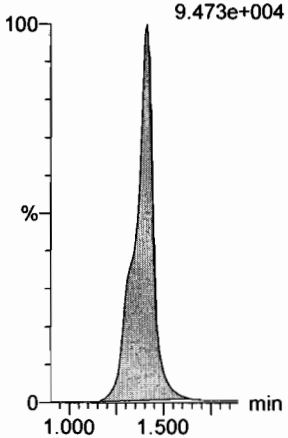

13C3-PFPeA
F6:MRM of 1 channel,ES-
266. > 221.8
2.299e+005

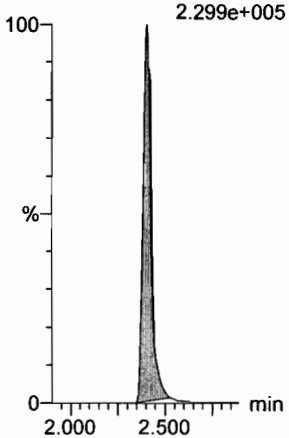

13C3-PFBS
F8:MRM of 1 channel,ES-
302. > 98.8
3.722e+004

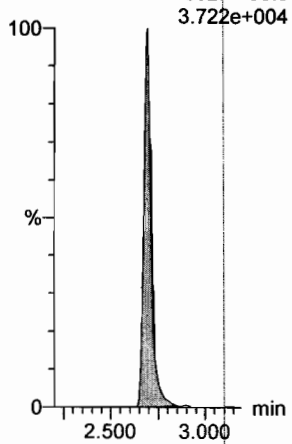

13C2-4:2 FTS
F13:MRM of 1 channel,ES-
329.2 > 308.9
5.630e+004

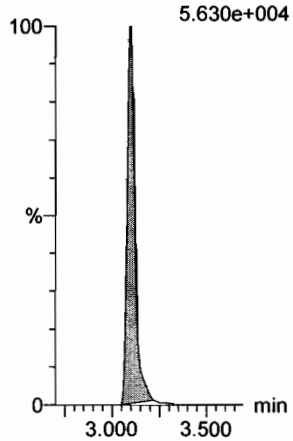

13C2-PFHxA
F10:MRM of 1 channel,ES-
315 > 270
1.695e+005

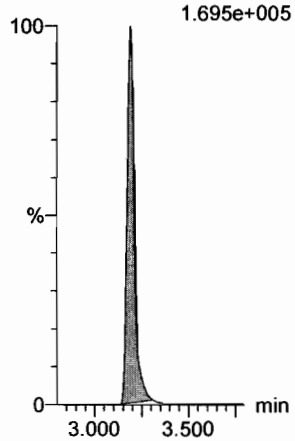

13C3-PFBS
F8:MRM of 1 channel,ES-
302. > 98.8
3.722e+004

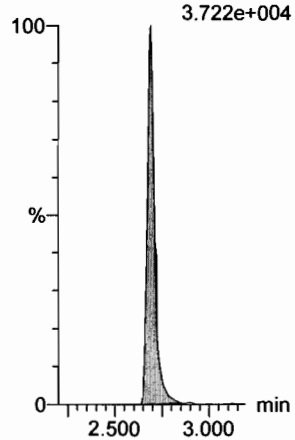

Vista Analytical Laboratory

Dataset: Z:\Projects\PFAS.PRO\Results\180926M1\180926M1-4.qld

Last Altered: Wednesday, September 26, 2018 18:17:21 Pacific Daylight Time
Printed: Wednesday, September 26, 2018 18:17:46 Pacific Daylight Time

Name: 180926M1_4, Date: 26-Sep-2018, Time: 15:40:01, ID: ST180926M1-3 PFC CS0 18I1703, Description: PFC CS0 18I1703

6:2 FTS

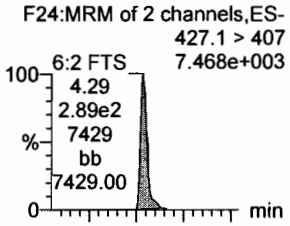

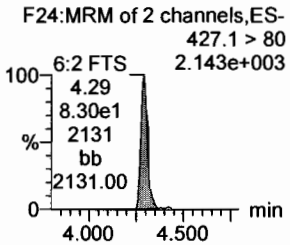

PFHpA

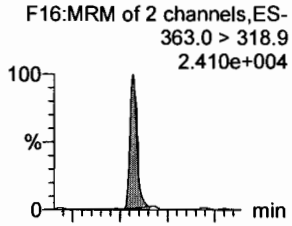

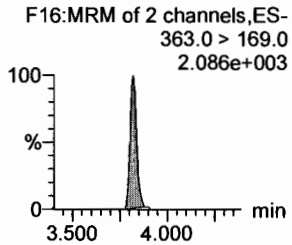

L-PFHxS

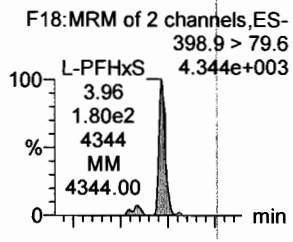

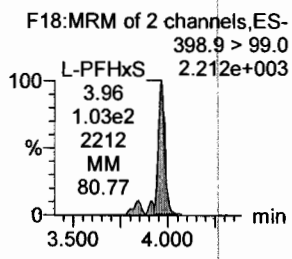

L-PFOA

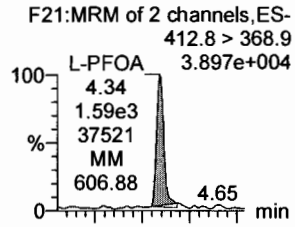

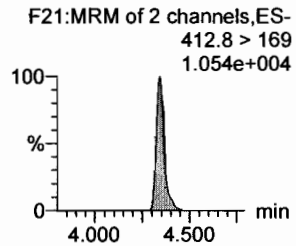

PFHpS

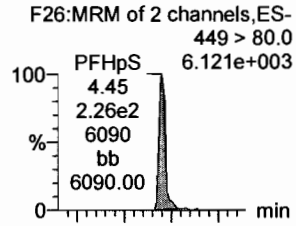

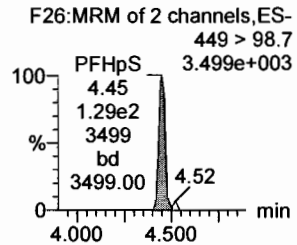

PFNA

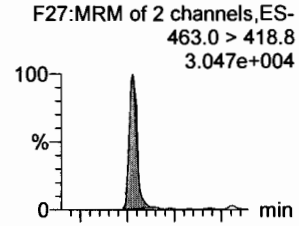

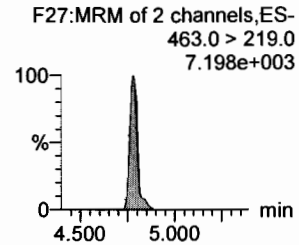

13C2-6:2 FTS

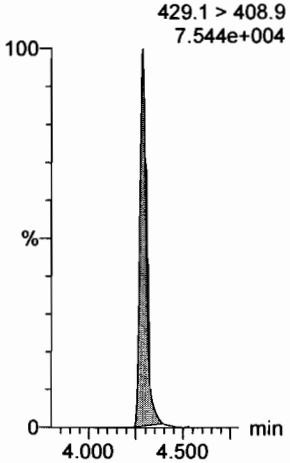

13C4-PFHpA

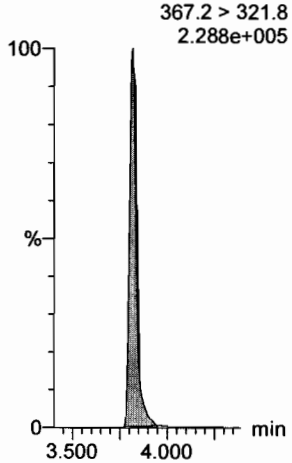

18O2-PFHxS

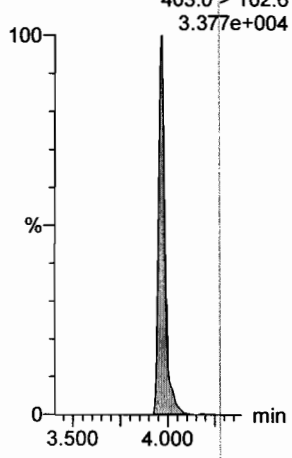

13C2-PFOA

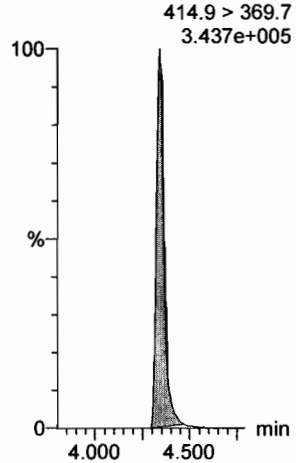

13C8-PFOS

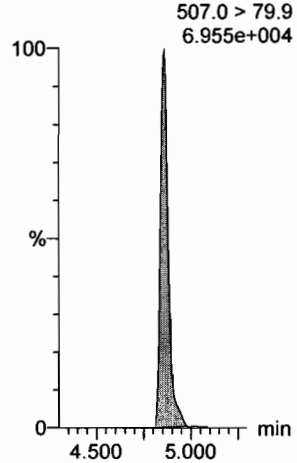

13C5-PFNA

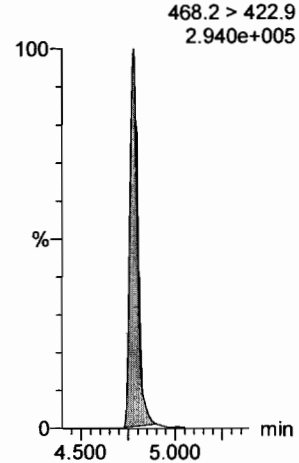

Vista Analytical Laboratory

Dataset: Z:\Projects\PFAS.PRO\Results\180926M1\180926M1-4.qld

Last Altered: Wednesday, September 26, 2018 18:17:21 Pacific Daylight Time
Printed: Wednesday, September 26, 2018 18:17:46 Pacific Daylight Time

Name: 180926M1_4, Date: 26-Sep-2018, Time: 15:40:01, ID: ST180926M1-3 PFC CS0 18I1703, Description: PFC CS0 18I1703

PFOSA

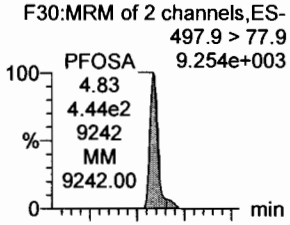

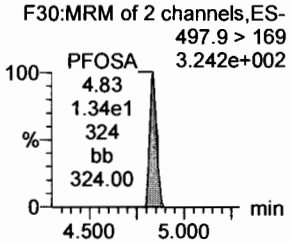

L-PFOS

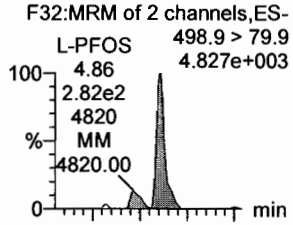

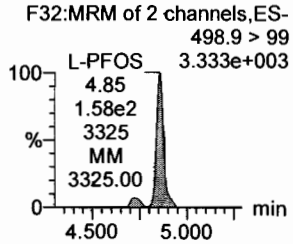

PFDA

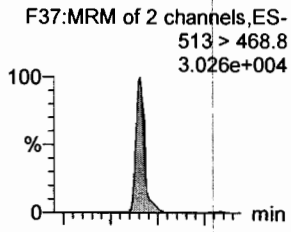

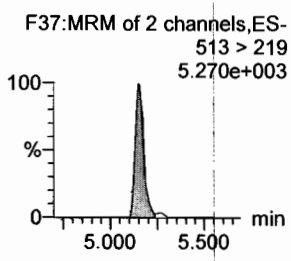

8:2 FTS

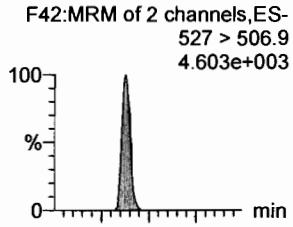

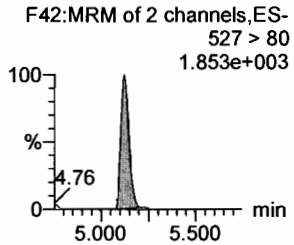

PFNS

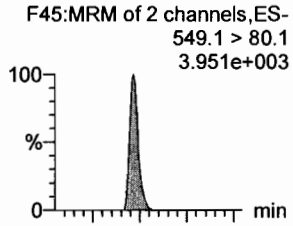

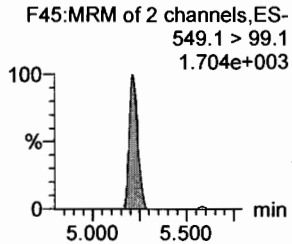

L-MeFOSAA

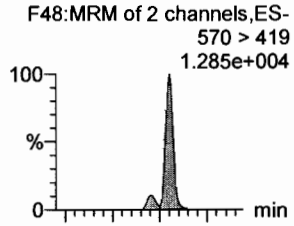

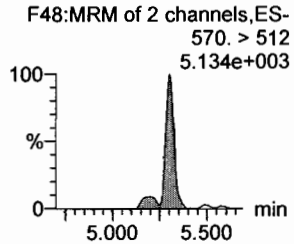

13C8-PFOSA

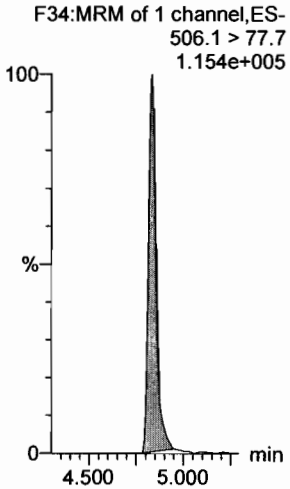

13C8-PFOS

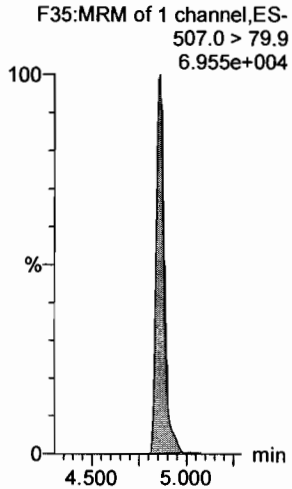

13C2-PFDA

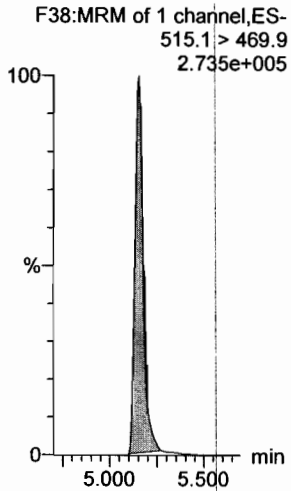

13C2-8:2 FTS

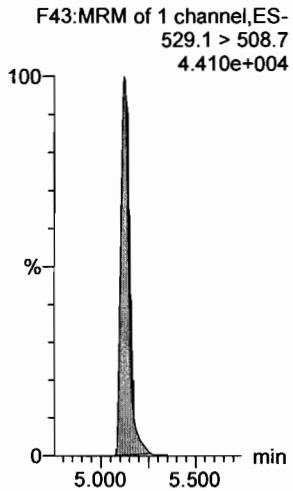

13C8-PFOS

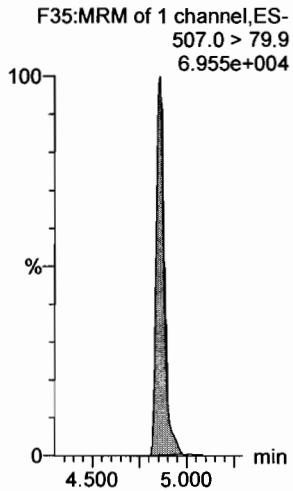

d3-N-MeFOSAA

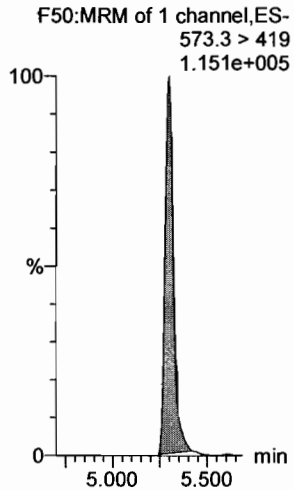

Dataset: Z:\Projects\PFAS.PRO\Results\180926M1\180926M1-4.qld

Last Altered: Wednesday, September 26, 2018 18:17:21 Pacific Daylight Time
Printed: Wednesday, September 26, 2018 18:17:46 Pacific Daylight Time

Name: 180926M1_4, Date: 26-Sep-2018, Time: 15:40:01, ID: ST180926M1-3 PFC CS0 18I1703, Description: PFC CS0 18I1703

L-EtFOSAA

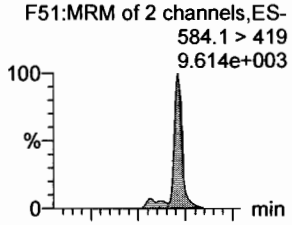

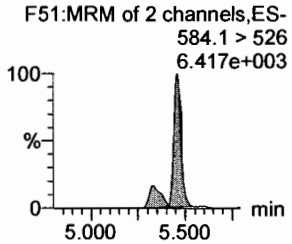

PFDoA

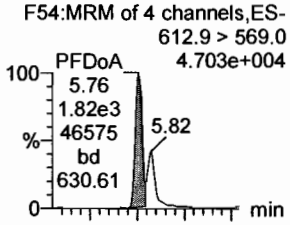

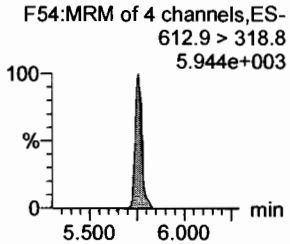

PFDS

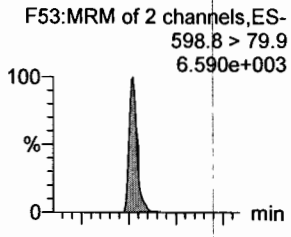

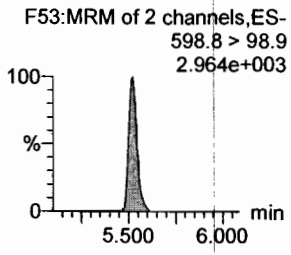

PFUdA

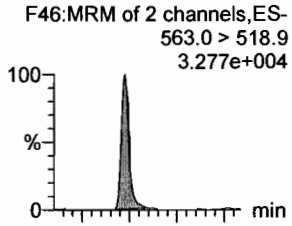

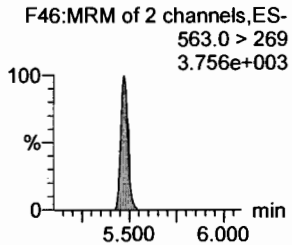

N-MeFOSA

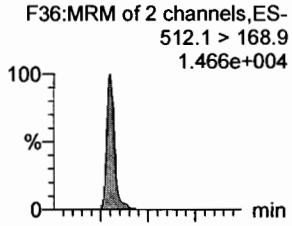

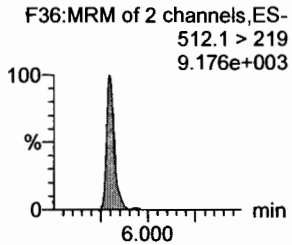

PFTrDA

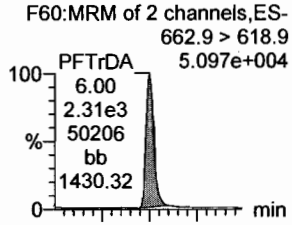

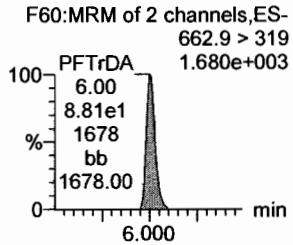

d5-N-EtFOSAA

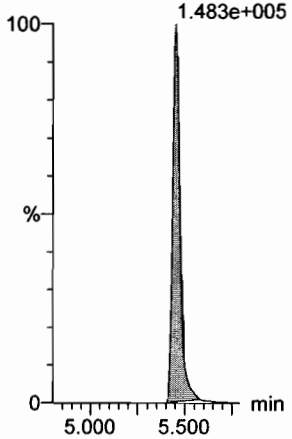

13C2-PFDoA

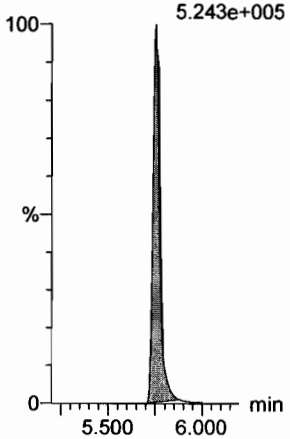

13C8-PFOS

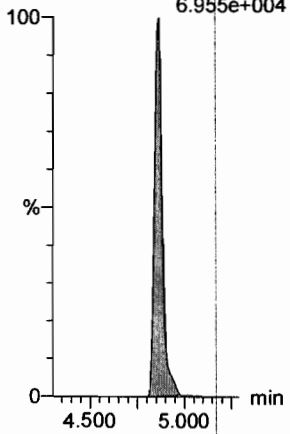

13C2-PFUdA

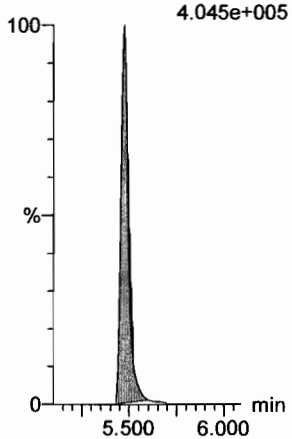

d3-N-MeFOSA

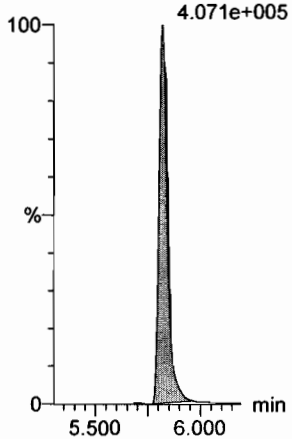

13C2-PFDoA

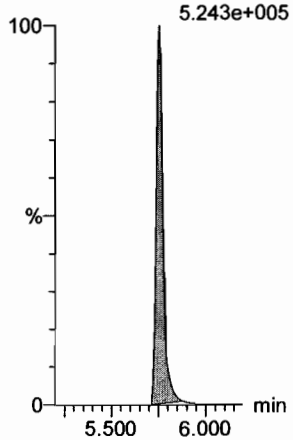

Dataset: Z:\Projects\PFAS.PRO\Results\180926M1\180926M1-4.qld

Last Altered: Wednesday, September 26, 2018 18:17:21 Pacific Daylight Time
Printed: Wednesday, September 26, 2018 18:17:46 Pacific Daylight Time

Name: 180926M1_4, Date: 26-Sep-2018, Time: 15:40:01, ID: ST180926M1-3 PFC CS0 18I1703, Description: PFC CS0 18I1703

PFTeDA

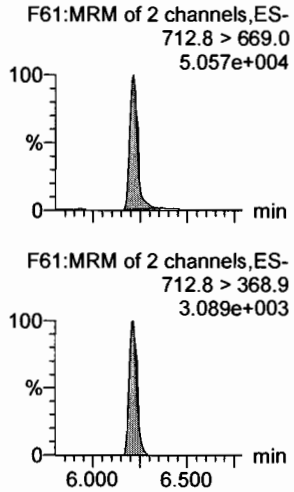

N-EtFOSA

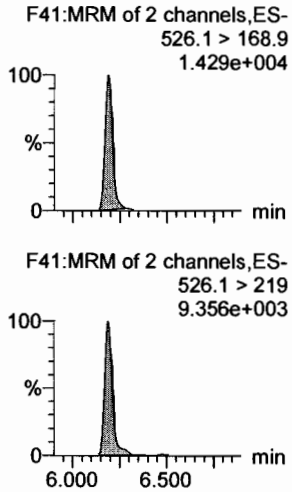

PFHxDA

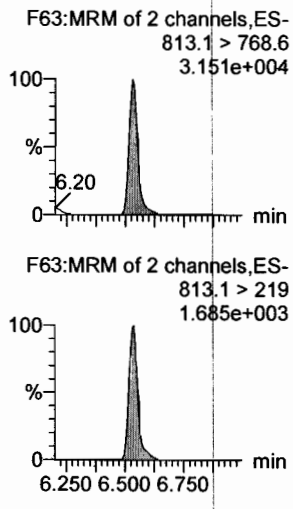

PFODA

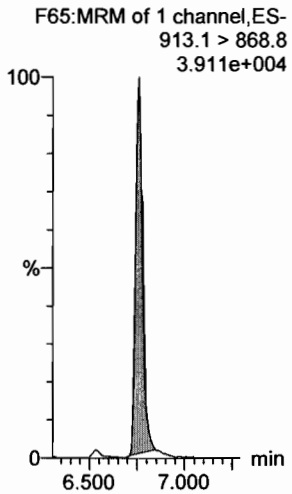

N-MeFOSE

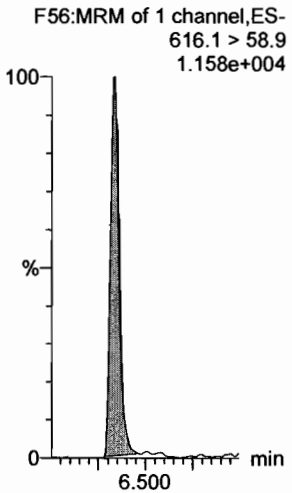

N-EtFOSE

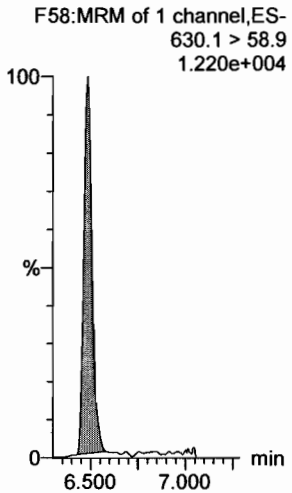

13C2-PFTeDA

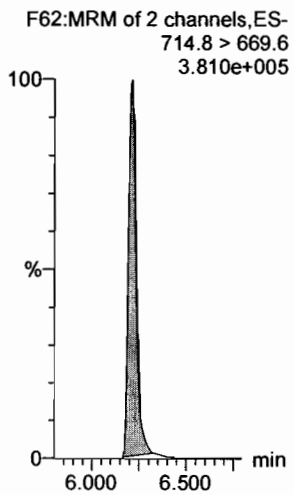

d5-N-ETFOSA

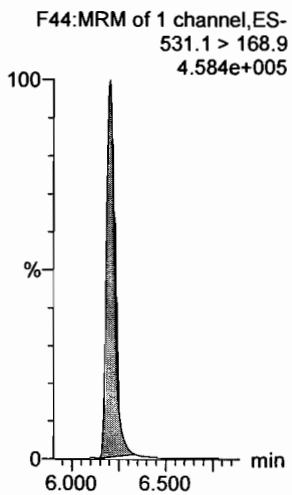

13C2-PFHxDA

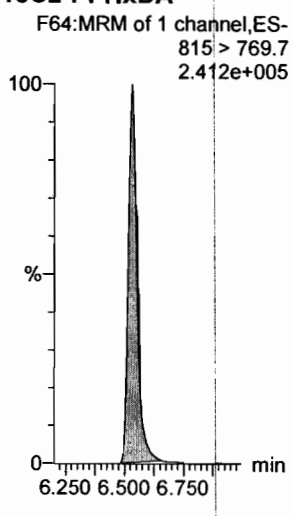

13C2-PFHxDA

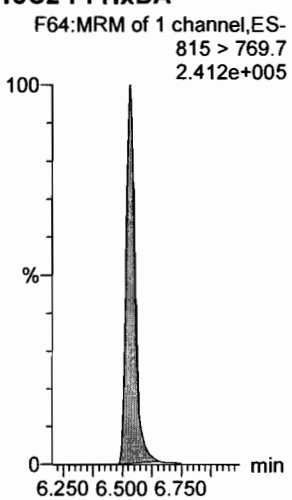

d7-N-MeFOSE

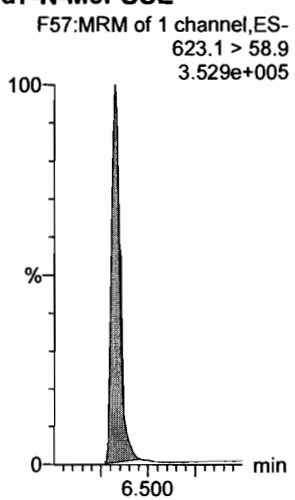

d9-N-EtFOSE

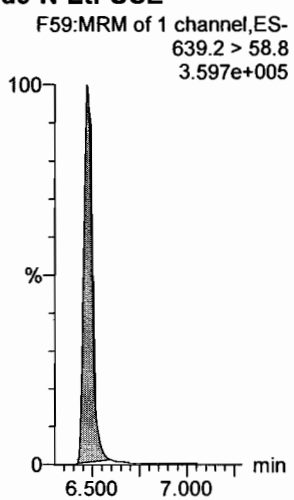

Dataset: Z:\Projects\PFAS.PRO\Results\180926M1\180926M1-4.qld

Last Altered: Wednesday, September 26, 2018 18:17:21 Pacific Daylight Time
Printed: Wednesday, September 26, 2018 18:17:46 Pacific Daylight Time

Name: 180926M1_4, Date: 26-Sep-2018, Time: 15:40:01, ID: ST180926M1-3 PFC CS0 18I1703, Description: PFC CS0 18I1703

13C4-PFBA

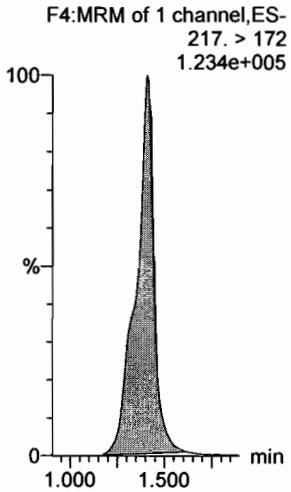

13C5-PFHxA

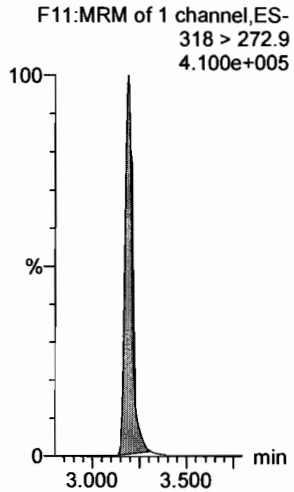

13C3-PFHxS

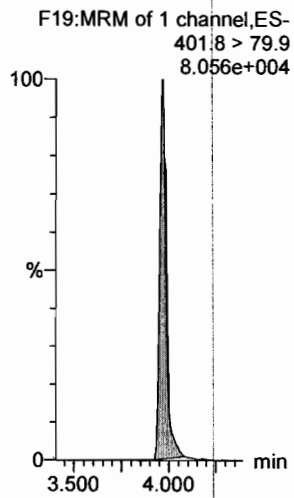

13C8-PFOA

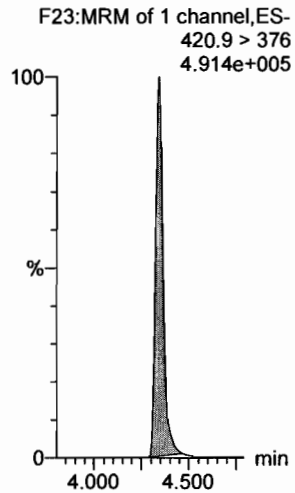

13C9-PFNA

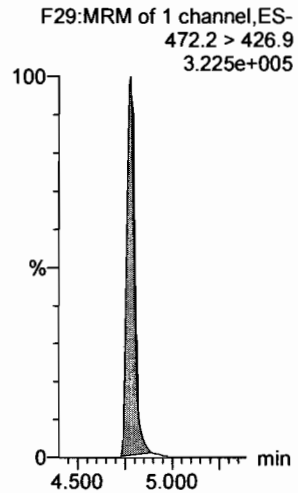

13C4-PFOS

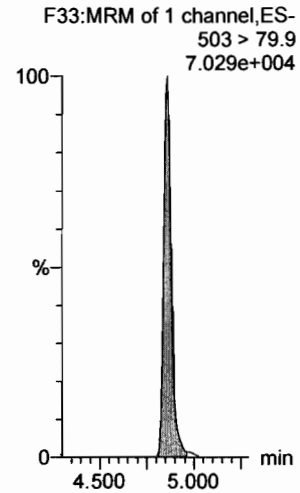

13C6-PFDA

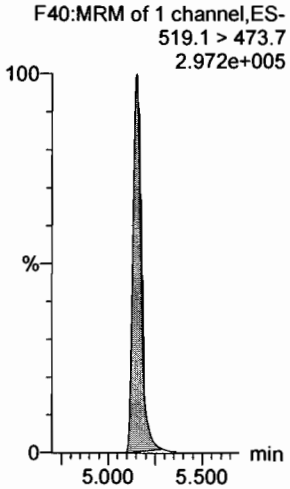

13C7-PFUdA

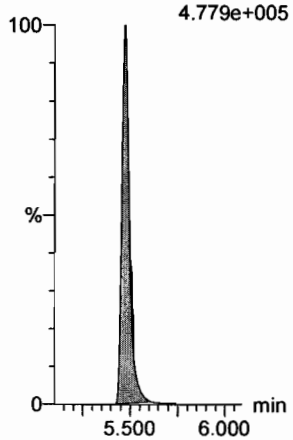

Vista Analytical Laboratory

Dataset: F:\Projects\PFAS.PRO\Results\180926M1\180926M1-33.qld

Last Altered: Thursday, September 27, 2018 08:17:31 Pacific Daylight Time
Printed: Thursday, September 27, 2018 08:17:53 Pacific Daylight Time

✓AD 9/27/18

Name: 180926M1_33, Date: 26-Sep-2018, Time: 20:51:04, ID: ST180926M1-11 PFC CS3 18I1706, Description: PFC CS3 18I1706

	#	Name	Trace	Area	IS Area	wt/vol	RT	Response	Conc.	%Rec	Recovery ...	Ion Ratio	Ratio Out?
1	1	PFBA	213.0 > 168.8	9636.250	10337.190	1.00	1.40	11.652	10.2	102.1	NO		
2	2	PFPeA	263.1 > 218.9	8884.450	11150.638	1.00	2.39	9.960	9.8	98.4	NO		
3	3	PFBS	299.0 > 79.7	2343.449	1647.965	1.00	2.68	17.775	9.6	96.3	NO	2.527	NO
4	4	4:2 FTS	327.2>307.2	2277.122	2694.621	1.00	3.08	10.563	8.4	84.2	NO	1.827	NO
5	5	PFHxA	313 > 269	13557.388	7618.807	1.00	3.17	8.897	9.2	92.3	NO	14.597	NO
6	6	PFPeS	349.1>80.1	1929.451	1647.965	1.00	3.38	14.635	9.7	96.8	NO	1.406	NO
7	36	13C3-PFBA	216.1 > 171.8	10337.190	13571.709	1.00	1.40	9.521	12.9	103.0	NO		
8	37	13C3-PFPeA	266. > 221.8	11150.638	17893.316	1.00	2.39	7.790	14.2	113.5	NO		
9	38	13C3-PFBS	302. > 98.8	1647.965	3282.159	1.00	2.68	6.276	12.0	96.1	NO		
10	39	13C2-4:2 FTS	329.2>308.9	2694.621	3282.159	1.00	3.08	10.262	11.9	95.2	NO		
11	40	13C2-PFHxA	315 > 270	7618.807	17893.316	1.00	3.17	5.322	5.3	106.7	NO		
12	38	13C3-PFBS	302. > 98.8	1647.965	3282.159	1.00	2.68	6.276	12.0	96.1	NO		
13	-1												
14	10	6:2 FTS	427.1 > 407	2946.266	2969.915	1.00	4.27	12.400	8.8	87.8	NO	3.164	NO
15	7	PFHpA	363.0 > 318.9	9468.224	10051.672	1.00	3.80	11.774	10.1	101.3	NO	12.052	NO
16	8	L-PFHxS	398.9 > 79.6	1884.101	1294.968	1.00	3.95	18.187	10.2	101.8	NO	1.695	NO
17	11	L-PFOA	412.8 > 368.9	17579.221	15197.216	1.00	4.33	14.459	8.5	84.6	NO	3.305	NO
18	13	PFHpS	449 > 80.0	2383.483	3319.232	1.00	4.43	8.976	10.6	105.8	NO	1.907	NO
19	14	PFNA	463.0 > 418.8	13864.401	13311.701	1.00	4.76	13.019	12.6	125.8	NO	4.465	NO
20	43	13C2-6:2 FTS	429.1 > 408.9	2969.915	3108.302	1.00	4.27	11.943	13.1	104.5	NO		
21	41	13C4-PFHpA	367.2 > 321.8	10051.672	17893.316	1.00	3.80	7.022	13.3	106.5	NO		
22	42	18O2-PFHxS	403.0 > 102.6	1294.968	3282.159	1.00	3.95	4.932	11.3	90.3	NO		
23	44	13C2-PFOA	414.9 > 369.7	15197.216	21744.518	1.00	4.32	8.736	15.5	123.6	NO		
24	47	13C8-PFOS	507.0 > 79.9	3319.232	3108.302	1.00	4.84	13.348	12.7	101.4	NO		
25	45	13C5-PFNA	468.2 > 422.9	13311.701	14258.135	1.00	4.76	11.670	11.8	94.3	NO		
26	-1												
27	15	PFOSA	497.9 > 77.9	4585.284	5277.215	1.00	4.82	10.861	10.6	105.6	NO	28.740	NO
28	16	L-PFOS	498.9 > 79.9	2692.060	3319.232	1.00	4.84	10.138	10.2	102.2	NO	2.020	NO
29	18	PFDA	513 > 468.8	13835.569	13819.071	1.00	5.14	12.515	10.0	100.1	NO	5.498	NO
30	19	8:2 FTS	527 > 506.9	2936.495	2399.429	1.00	5.11	15.298	10.0	99.6	NO	2.763	NO
31	20	PFNS	549.1 > 80.1	2081.953	3319.232	1.00	5.20	7.840	10.6	105.9	NO	1.545	NO
32	21	L-MeFOSAA	570 > 419	6975.731	5617.481	1.00	5.29	15.522	10.7	106.8	NO	2.547	NO
33	46	13C8-PFOSA	506.1 > 77.7	5277.215	20657.932	1.00	4.82	3.193	15.2	121.7	NO		
34	47	13C8-PFOS	507.0 > 79.9	3319.232	3108.302	1.00	4.84	13.348	12.7	101.4	NO		

9/27/18

Dataset: F:\Projects\PFAS.PRO\Results\180926M1\180926M1-33.qld

Last Altered: Thursday, September 27, 2018 08:17:31 Pacific Daylight Time
Printed: Thursday, September 27, 2018 08:17:53 Pacific Daylight Time

(A) Above limit criteria.

Name: 180926M1_33, Date: 26-Sep-2018, Time: 20:51:04, ID: ST180926M1-11 PFC CS3 18I1706, Description: PFC CS3 18I1706

	#	Name	Trace	Area	IS Area	wt/vol	RT	Response	Conc.	%Rec	Recovery ...	Ion Ratio	Ratio Out?
35	48	13C2-PFDA	515.1 > 469.9	13819.071	15508.500	1.00	5.14	11.138	10.4	83.4	NO		
36	49	13C2-8:2 FTS	529.1 > 508.7	2399.429	3108.302	1.00	5.11	9.649	13.2	105.8	NO		
37	47	13C8-PFOS	507.0 > 79.9	3319.232	3108.302	1.00	4.84	13.348	12.7	101.4	NO		
38	50	d3-N-MeFOSAA	573.3 > 419	5617.481	20657.932	1.00	5.28	3.399	13.8	110.7	NO		
39	-1												
40	23	L-EtFOSAA	584.1 > 419	5613.675	6730.285	1.00	5.44	10.426	9.8	98.3	NO	1.362	NO
41	27	PFDoA	612.9 > 569.0	20493.195	20376.807	1.00	5.74	12.571	9.9	98.9	NO	9.511	NO
42	26	PFDS	598.8 > 79.9	2873.580	3319.232	1.00	5.50	10.822	10.6	106.1	NO	1.737	NO
43	25	PFUdA	563.0 > 518.9	14539.763	19351.461	1.00	5.46	9.392	9.3	93.5	NO	9.793	NO
44	28	N-MeFOSA	512.1 > 168.9	6398.341	18549.291	1.00	5.80	51.741	55.8	111.6	NO	1.484	NO
45	29	PFTrDA	662.9 > 618.9	22926.971	20376.807	1.00	5.98	14.064	10.8	107.8	NO	26.789	NO
46	52	d5-N-EtFOSAA	589.3 > 419	6730.285	20657.932	1.00	5.44	4.072	14.7	117.8	NO		
47	53	13C2-PFDoA	615.0 > 569.7	20376.807	15508.500	1.00	5.74	16.424	12.8	102.0	NO		
48	47	13C8-PFOS	507.0 > 79.9	3319.232	3108.302	1.00	4.84	13.348	12.7	101.4	NO		
49	51	13C2-PFUdA	565 > 519.8	19351.461	20657.932	1.00	5.46	11.709	12.1	97.0	NO		
50	54	d3-N-MeFOSA	515.2 > 168.9	18549.291	20657.932	1.00	5.82	11.224	213.8	142.5	NO		
51	53	13C2-PFDoA	615.0 > 569.7	20376.807	15508.500	1.00	5.74	16.424	12.8	102.0	NO		
52	-1												
53	30	PFTeDA	712.8 > 669.0	22999.914	18545.906	1.00	6.20	15.502	8.7	86.8	NO	13.723	NO
54	31	N-EtFOSA	526.1 > 168.9	6936.881	22302.994	1.00	6.19	46.654	53.2	106.3	NO	1.645	NO
55	32	PFHxDA	813.1 > 768.6	12822.491	10849.745	1.00	6.52	5.909	10.2	102.3	NO	27.532	NO
56	33	PFODA	913.1 > 868.8	16082.231	10849.745	1.00	6.75	7.411	9.6	95.6	NO		
57	34	N-MeFOSE	616.1 > 58.9	5442.224	18108.434	1.00	6.33	45.080	49.8	99.5	NO		
58	35	N-EtFOSE	630.1 > 58.9	6256.515	18166.449	1.00	6.49	51.660	48.2	96.3	NO		
59	55	13C2-PFTeDA	714.8 > 669.6	18545.906	20657.932	1.00	6.20	11.222	17.7	141.6	NO		
60	56	d5-N-ETFOSA	531.1 > 168.9	22302.994	20657.932	1.00	6.20	13.495	231.4	154.2 (A)	YES		
61	57	13C2-PFHxDA	815 > 769.7	10849.745	20657.932	1.00	6.52	6.565	7.0	139.9	NO		
62	57	13C2-PFHxDA	815 > 769.7	10849.745	20657.932	1.00	6.52	6.565	7.0	139.9	NO		
63	58	d7-N-MeFOSE	623.1 > 58.9	18108.434	20657.932	1.00	6.32	10.957	253.9	169.3 (A)	YES		
64	59	d9-N-EtFOSE	639.2 > 58.8	18166.449	20657.932	1.00	6.47	10.992	252.9	168.6 J	YES		
65	-1												
66	60	13C4-PFBA	217. > 172	13571.709	13571.709	1.00	1.40	12.500	12.5	100.0	NO		
67	61	13C5-PFHxA	318 > 272.9	17893.316	17893.316	1.00	3.17	12.500	12.5	100.0	NO		
68	62	13C3-PFHxS	401.8 > 79.9	3282.159	3282.159	1.00	3.95	12.500	12.5	100.0	NO		

Dataset: F:\Projects\PFAS.PRO\Results\180926M1\180926M1-33.qld

Last Altered: Thursday, September 27, 2018 08:17:31 Pacific Daylight Time
Printed: Thursday, September 27, 2018 08:17:53 Pacific Daylight Time

Name: 180926M1_33, Date: 26-Sep-2018, Time: 20:51:04, ID: ST180926M1-11 PFC CS3 18I1706, Description: PFC CS3 18I1706

	#	Name	Trace	Area	IS Area	wt/vol	RT	Response	Conc.	%Rec	Recovery ...	Ion Ratio	Ratio Out?
69	63	13C8-PFOA	420.9 > 376	21744.518	21744.518	1.00	4.32	12.500	12.5	100.0	NO		
70	64	13C9-PFNA	472.2 > 426.9	14258.135	14258.135	1.00	4.76	12.500	12.5	100.0	NO		
71	65	13C4-PFOS	503 > 79.9	3108.302	3108.302	1.00	4.84	12.500	12.5	100.0	NO		
72	66	13C6-PFDA	519.1 > 473.7	15508.500	15508.500	1.00	5.14	12.500	12.5	100.0	NO		
73	67	13C7-PFUdA	570.1 > 524.8	20657.932	20657.932	1.00	5.46	12.500	12.5	100.0	NO		

Quantify Compound Summary Report **MassLynx MassLynx V4.1 SCN945 SCN960**
Vista Analytical Laboratory

Dataset: Untitled

Last Altered: Thursday, September 27, 2018 10:54:36 Pacific Daylight Time
Printed: Thursday, September 27, 2018 10:55:44 Pacific Daylight Time

Method: F:\Projects\PFAS.PRO\MethDB\PFAS_FULL_80C_092618.mdb 27 Sep 2018 08:14:23
Calibration: F:\Projects\PFAS.PRO\CurveDB\C18_VAL-PFAS_Q4_09-25-18.cdb 26 Sep 2018 10:07:46

Compound name: PFBA

	#	Name	ID	Acq.Date	Acq.Time
1	1	180926M1_1	IPA	26-Sep-18	15:08:16
2	2	180926M1_2	ST180926M1-1 PFC CS-2 18I1701	26-Sep-18	15:18:50
3	3	180926M1_3	ST180926M1-2 PFC CS-1 18I1702	26-Sep-18	15:29:29
4	4	180926M1_4	(A) ST180926M1-3 PFC CS0 18I1703	26-Sep-18	15:40:01
5	5	180926M1_5	ST180926M1-4 PFC CS1 18I1704	26-Sep-18	15:50:40
6	6	180926M1_6	ST180926M1-5 PFC CS2 18I1705	26-Sep-18	16:01:13
7	7	180926M1_7	ST180926M1-6 PFC CS3 18I1706	26-Sep-18	16:11:52
8	8	180926M1_8	ST180926M1-7 PFC CS4 18I1707	26-Sep-18	16:22:25
9	9	180926M1_9	ST180926M1-8 PFC CS5 18I1708	26-Sep-18	16:33:03
10	10	180926M1_10	ST180926M1-9 PFC CS6 18I1709	26-Sep-18	16:43:36
11	11	180926M1_11	ST180926M1-10 PFC CS7 18I1710	26-Sep-18	16:54:14
12	12	180926M1_12	IPA	26-Sep-18	17:04:47
13	13	180926M1_13	ICV180926M1-1 PFC ICV 18I1711	26-Sep-18	17:15:25
14	14	180926M1_14	IPA	26-Sep-18	17:25:58
15	15	180926M1_15	beta blk	26-Sep-18	17:36:37
16	16	180926M1_16	beta bs1	26-Sep-18	17:47:11
17	17	180926M1_17	1802900-04 PW1809041545GC 0.21965	26-Sep-18	17:57:49
18	18	180926M1_18	1802900-05 PW1809041630GC 0.22036	26-Sep-18	18:08:22
19	19	180926M1_19	1802900-06 SW1809051015GC 0.24611	26-Sep-18	18:19:00
20	20	180926M1_20	1802900-07 PW1809051035GC 0.23734	26-Sep-18	18:33:24
21	21	180926M1_21	1802900-08 PW1809051110GC 0.24336	26-Sep-18	18:43:58
22	22	180926M1_22	1802900-09 PW1809051200GC 0.21508	26-Sep-18	18:54:31
23	23	180926M1_23	1802900-10 FB1809051210GC 0.2353	26-Sep-18	19:05:10
24	24	180926M1_24	B8I0122-BS1 OPR 0.125	26-Sep-18	19:15:42
25	25	180926M1_25	B8I0122-BLK1 Method Blank 0.125	26-Sep-18	19:26:21
26	26	180926M1_26	1803020-01 Pinkham 0.11147	26-Sep-18	19:36:54
27	27	180926M1_27	1803020-02 Caruso 0.11073	26-Sep-18	19:47:33
28	28	180926M1_28	1803020-03 Trip Blank 0.11247	26-Sep-18	19:58:06
29	29	180926M1_29	1803020-04 Field Blank 0.11163	26-Sep-18	20:08:44
30	30	180926M1_30	1803021-01 GZ-2R 0.11088	26-Sep-18	20:19:17
31	31	180926M1_31	1803021-02 MW-1 0.11413	26-Sep-18	20:29:55
32	32	180926M1_32	IPA	26-Sep-18	20:40:25

(A) CS0 fell into previous curve, curve not used.

Quantify Compound Summary Report **MassLynx MassLynx V4.1 SCN945 SCN960**
Vista Analytical Laboratory

Dataset: Untitled

Last Altered: Thursday, September 27, 2018 10:54:36 Pacific Daylight Time
Printed: Thursday, September 27, 2018 10:55:44 Pacific Daylight Time

Compound name: PFBA

	#	Name	ID	Acq.Date	Acq.Time
33	33	180926M1_33	ST180926M1-11 PFC CS3 18I1706	26-Sep-18	20:51:04
34	34	180926M1_34	1803021-03 TH-1 0.1121	26-Sep-18	21:01:42
35	35	180926M1_35	1803023-01 MW-1 0.11312	26-Sep-18	21:12:15
36	36	180926M1_36	1803023-02 MW-2 0.10904	26-Sep-18	21:22:54
37	37	180926M1_37	1803023-03 Faran Water Well 0.1136	26-Sep-18	21:33:32
38	38	180926M1_38	1803023-04 PFAS Rinsate Blank 0.11027	26-Sep-18	21:44:05
39	39	180926M1_39	1803023-05 PFAS Field Blank 0.11293	26-Sep-18	21:54:43
40	40	180926M1_40	B8I0051-BLK1 Method Blank 0.25	26-Sep-18	22:05:22
41	41	180926M1_41	B8I0051-BS1 OPR 0.25	26-Sep-18	22:15:55
42	42	180926M1_42	1802894-01@10X FM1808290925MK 0...	26-Sep-18	22:26:34
43	43	180926M1_43	1802894-02@10X SW1808290930MK ...	26-Sep-18	22:37:06
44	44	180926M1_44	1802894-03@10X FM1808291430MK 0...	26-Sep-18	22:47:45
45	45	180926M1_45	1802894-04@10X SW1808291435MK ...	26-Sep-18	22:58:18
46	46	180926M1_46	1802853-03@5X SD1808301130JTM 3....	26-Sep-18	23:08:56
47	47	180926M1_47	B8I0151-BS1 OPR 0.25	26-Sep-18	23:19:30
48	48	180926M1_48	B8I0151-BLK1 Method Blank 0.25	26-Sep-18	23:30:08
49	49	180926M1_49	1802846-07RE1 EQ-1 0.2638	26-Sep-18	23:40:41
50	50	180926M1_50	IPA	26-Sep-18	23:51:19
51	51	180926M1_51	ST180926M1-12 PFC CS3 18I1706	27-Sep-18	00:01:53
52	52	180926M1_52	1802846-08RE1 EQ-2 0.25529	27-Sep-18	00:12:31
53	53	180926M1_53	1802846-09RE1 TW-2 0.25633	27-Sep-18	00:23:05
54	54	180926M1_54	1803022-01 S09108C5 0.11606	27-Sep-18	00:33:43
55	55	180926M1_55	IPA	27-Sep-18	00:44:15
56	56	180926M1_56	ST180926M1-13 PFC CS3 18I1706	27-Sep-18	00:54:53

Vista Analytical Laboratory

Dataset: F:\Projects\PFAS.PRO\Results\180926M1\180926M1-33.qld

Last Altered: Thursday, September 27, 2018 08:17:31 Pacific Daylight Time
Printed: Thursday, September 27, 2018 08:17:53 Pacific Daylight Time

Method: F:\Projects\PFAS.PRO\MethDB\PFAS_FULL_80C_092618.mdb 26 Sep 2018 18:11:37
Calibration: F:\Projects\PFAS.PRO\CurveDB\C18_VAL-PFAS_Q4_09-25-18.cdb 26 Sep 2018 10:07:46

Name: 180926M1_33, Date: 26-Sep-2018, Time: 20:51:04, ID: ST180926M1-11 PFC CS3 18I1706, Description: PFC CS3 18I1706

PFBA
F2:MRM of 1 channel,ES-
213.0 > 168.8
8.995e+004

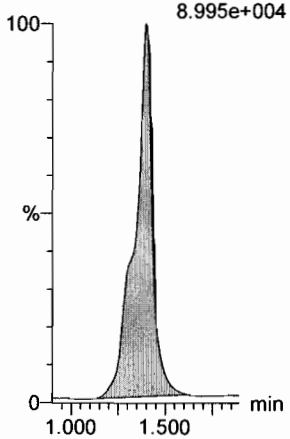

PFPeA
F5:MRM of 1 channel,ES-
263.1 > 218.9
1.960e+005



PFBS
F7:MRM of 2 channels,ES-
299.0 > 79.7
5.366e+004

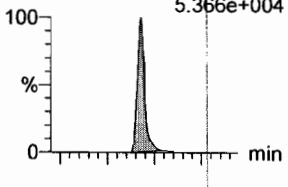

F7:MRM of 2 channels,ES-
299.0 > 99.0
2.080e+004

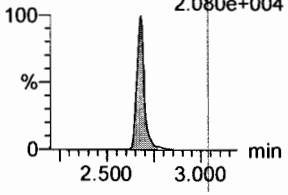

4:2 FTS
F12:MRM of 2 channels,ES-
327.2 > 307.2
4.773e+004

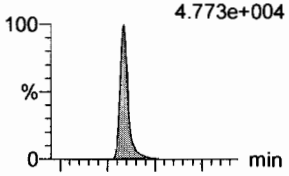

F12:MRM of 2 channels,ES-
327.2 > 81.1
2.685e+004

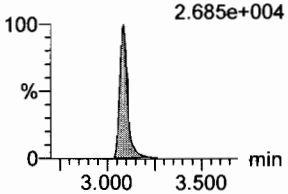

PFHxA
F9:MRM of 2 channels,ES-
313 > 269
2.932e+005

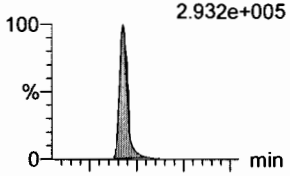

F9:MRM of 2 channels,ES-
313 > 118.9
2.028e+004

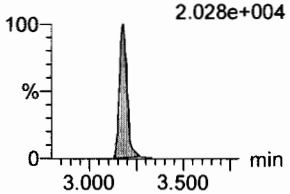

PFPeS
F15:MRM of 2 channels,ES-
349.1 > 80.1
5.005e+004

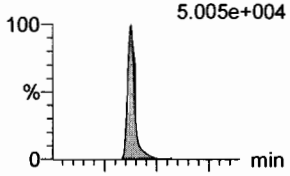

F15:MRM of 2 channels,ES-
349.1 > 99
3.571e+004

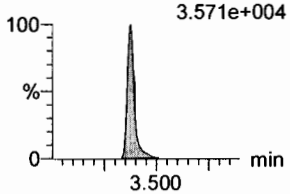

13C3-PFBA
F3:MRM of 1 channel,ES-
216.1 > 171.8
9.558e+004

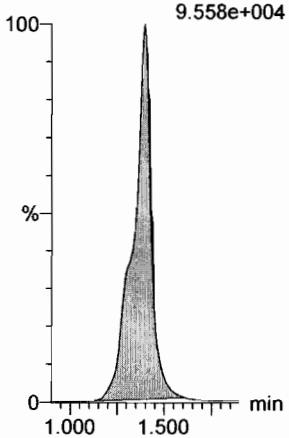

13C3-PFPeA
F6:MRM of 1 channel,ES-
266. > 221.8
2.456e+005

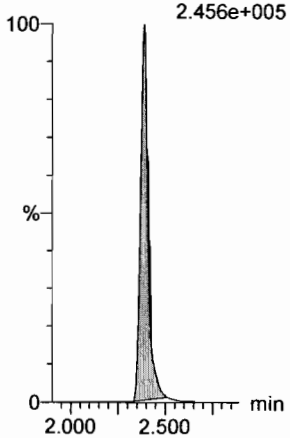

13C3-PFBS
F8:MRM of 1 channel,ES-
302. > 98.8
3.760e+004

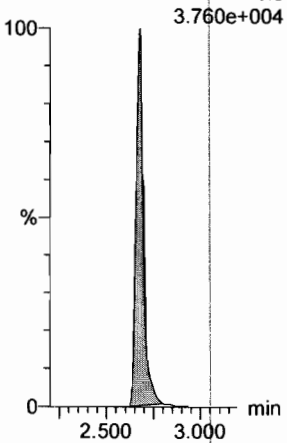

13C2-4:2 FTS
F13:MRM of 1 channel,ES-
329.2 > 308.9
5.955e+004

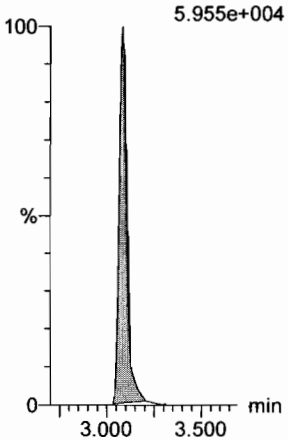

13C2-PFHxA
F10:MRM of 1 channel,ES-
315 > 270
1.681e+005

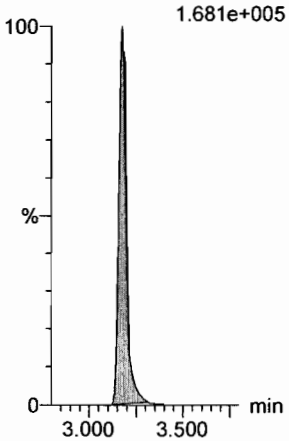

13C3-PFBS
F8:MRM of 1 channel,ES-
302. > 98.8
3.760e+004

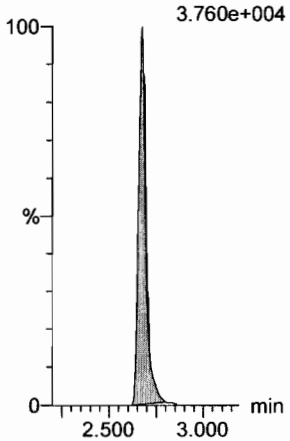

Vista Analytical Laboratory

Dataset: F:\Projects\PFAS.PRO\Results\180926M1\180926M1-33.qld

Last Altered: Thursday, September 27, 2018 08:17:31 Pacific Daylight Time
Printed: Thursday, September 27, 2018 08:17:53 Pacific Daylight Time

Name: 180926M1_33, Date: 26-Sep-2018, Time: 20:51:04, ID: ST180926M1-11 PFC CS3 18I1706, Description: PFC CS3 18I1706

6:2 FTS

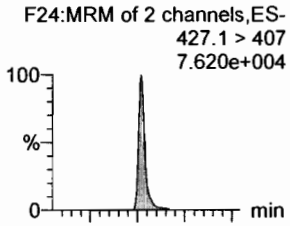

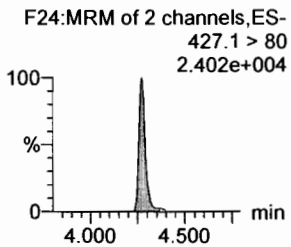

PFHpA

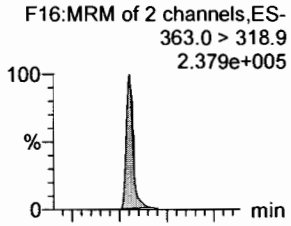

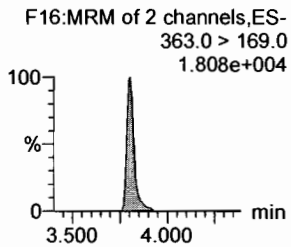

L-PFHxS

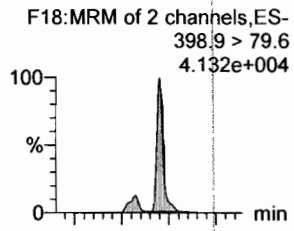

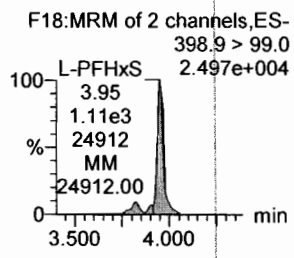

L-PFOA

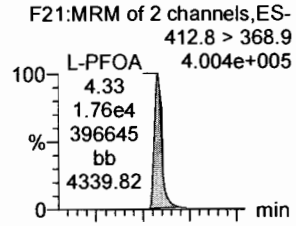

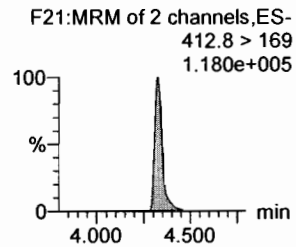

PFHpS

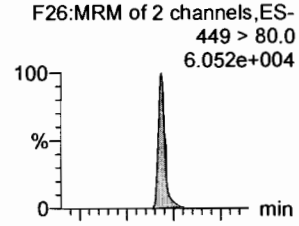

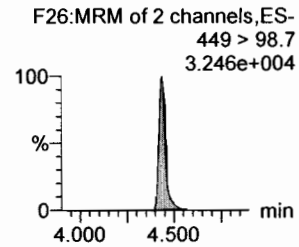

PFNA

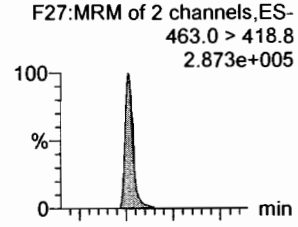

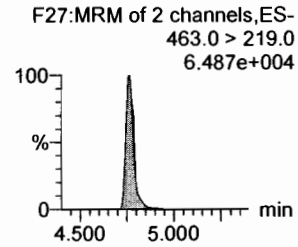

13C2-6:2 FTS

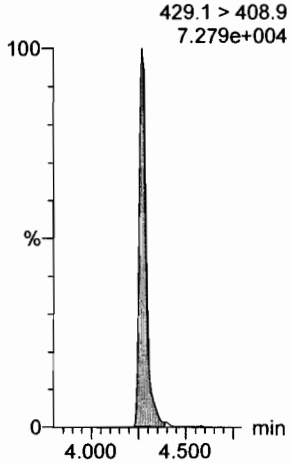

13C4-PFHpA

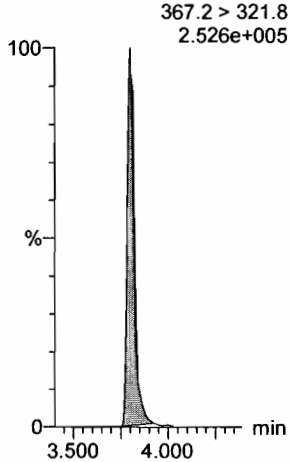

18O2-PFHxS

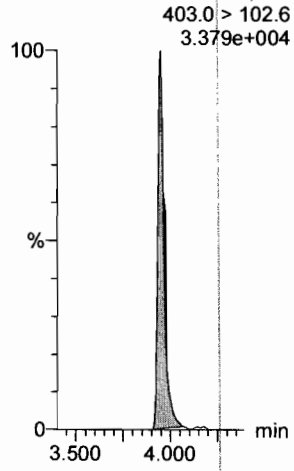

13C2-PFOA

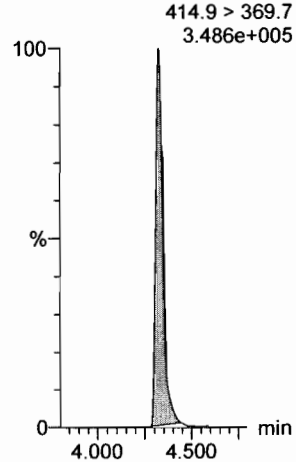

13C8-PFOS

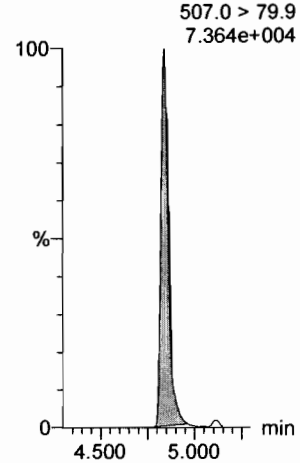

13C5-PFNA

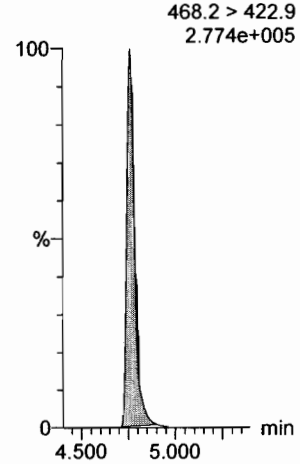

Vista Analytical Laboratory

Dataset: F:\Projects\PFAS.PRO\Results\180926M1\180926M1-33.qld

Last Altered: Thursday, September 27, 2018 08:17:31 Pacific Daylight Time
Printed: Thursday, September 27, 2018 08:17:53 Pacific Daylight Time

Name: 180926M1_33, Date: 26-Sep-2018, Time: 20:51:04, ID: ST180926M1-11 PFC CS3 18I1706, Description: PFC CS3 18I1706

PFOSA

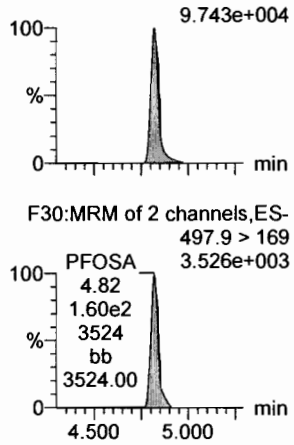

L-PFOS

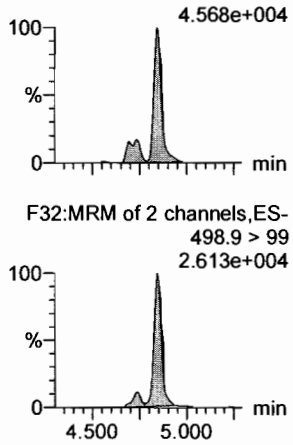

PFDA

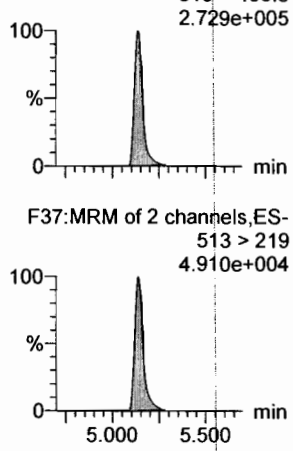

8:2 FTS

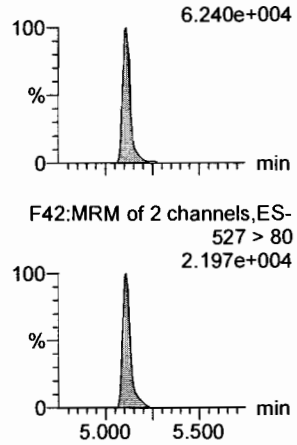

PFNS

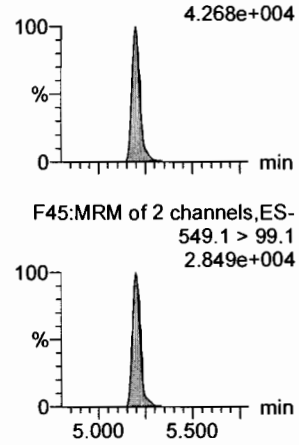

L-MeFOSAA

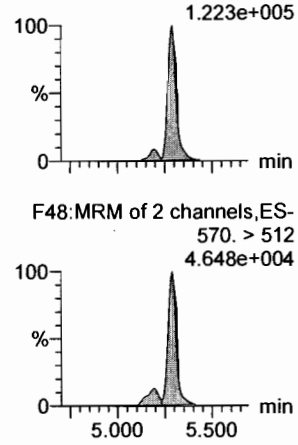

13C8-PFOSA

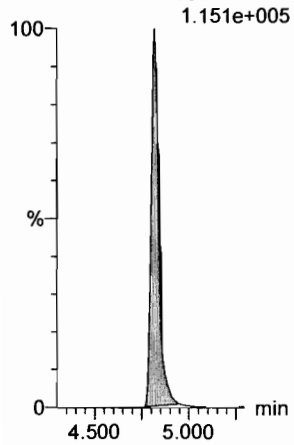

13C8-PFOS

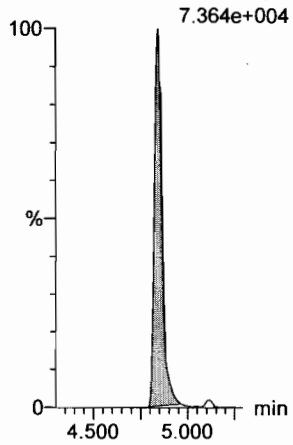

13C2-PFDA

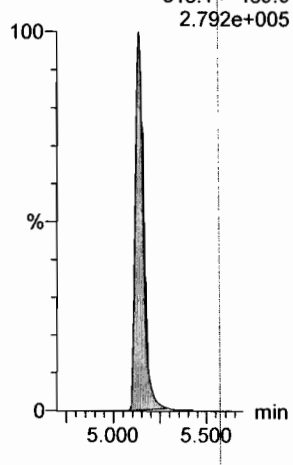

13C2-8:2 FTS

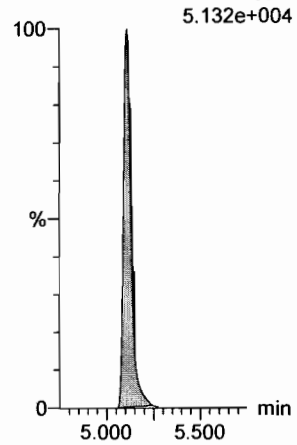

13C8-PFOS

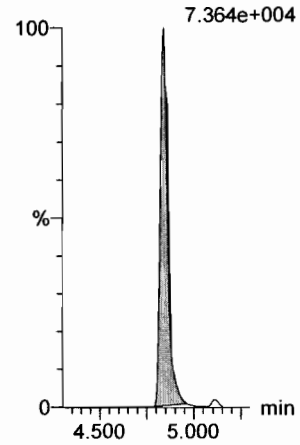

d3-N-MeFOSAA

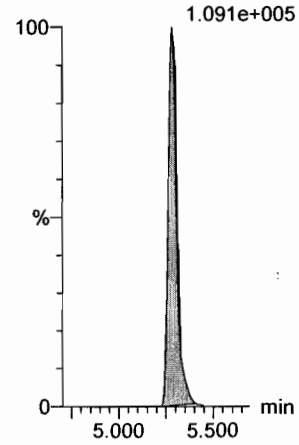

Vista Analytical Laboratory

Dataset: F:\Projects\PFAS.PRO\Results\180926M1\180926M1-33.qld

Last Altered: Thursday, September 27, 2018 08:17:31 Pacific Daylight Time
Printed: Thursday, September 27, 2018 08:17:53 Pacific Daylight Time

Name: 180926M1_33, Date: 26-Sep-2018, Time: 20:51:04, ID: ST180926M1-11 PFC CS3 18I1706, Description: PFC CS3 18I1706

L-EtFOSAA

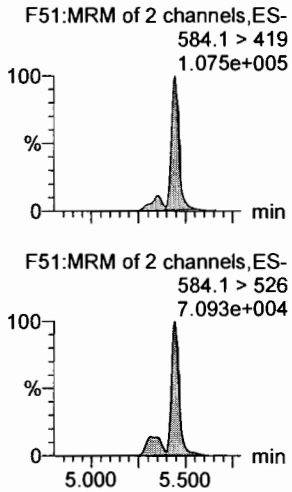

PFDoA

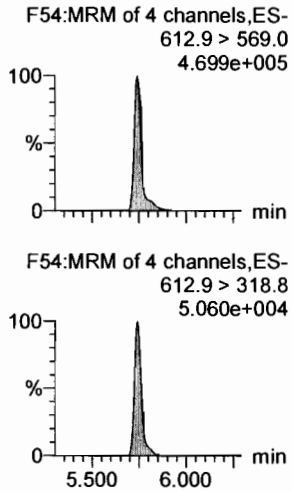

PFDS

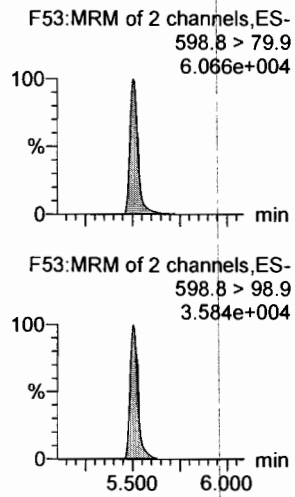

PFUdA

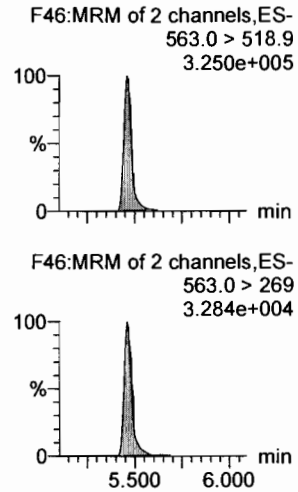

N-MeFOSA

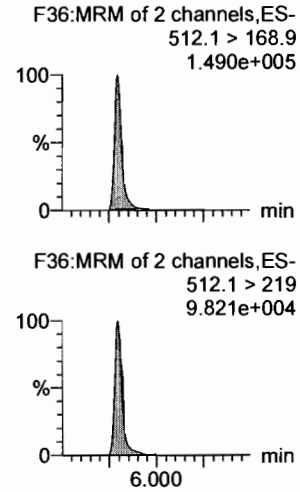

PFTrDA

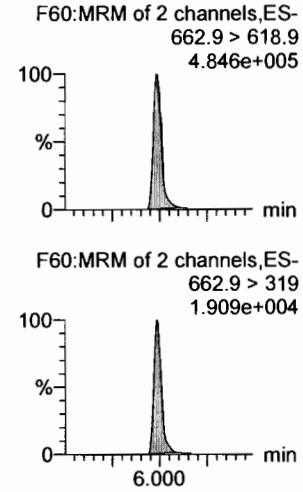

d5-N-EtFOSAA

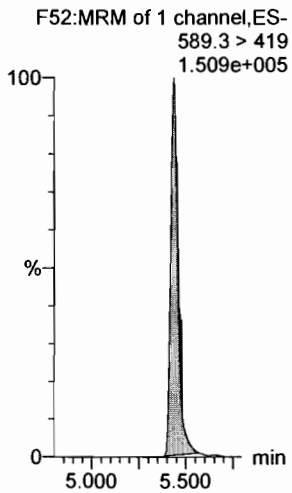

13C2-PFDoA

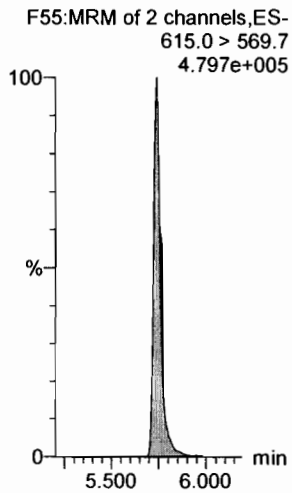

13C8-PFOS

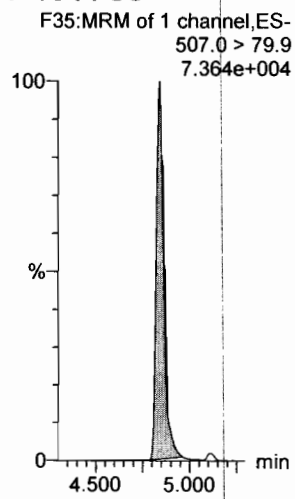

13C2-PFUdA

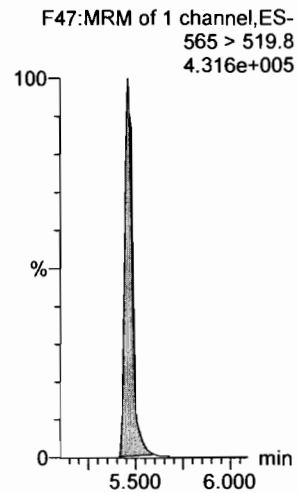

d3-N-MeFOSA

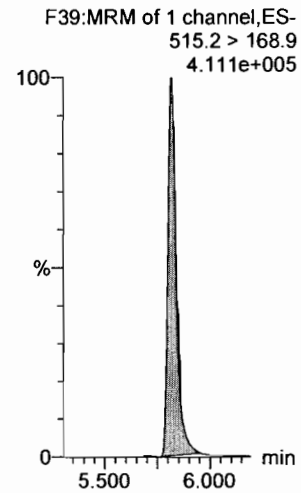

13C2-PFDoA

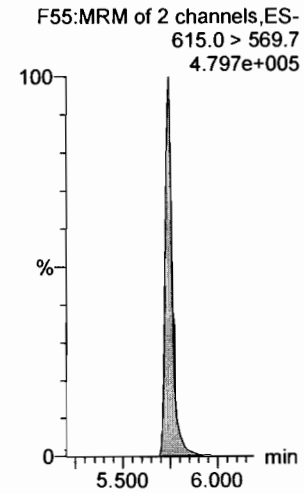

Vista Analytical Laboratory

Dataset: F:\Projects\PFAS.PRO\Results\180926M1\180926M1-33.qld

Last Altered: Thursday, September 27, 2018 08:17:31 Pacific Daylight Time
Printed: Thursday, September 27, 2018 08:17:53 Pacific Daylight Time

Name: 180926M1_33, Date: 26-Sep-2018, Time: 20:51:04, ID: ST180926M1-11 PFC CS3 18I1706, Description: PFC CS3 18I1706

PFTeDA
F61:MRM of 2 channels,ES-
712.8 > 669.0
5.157e+005

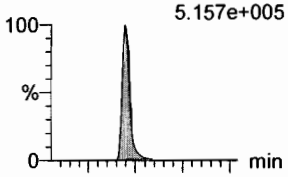

F61:MRM of 2 channels,ES-
712.8 > 368.9
3.672e+004

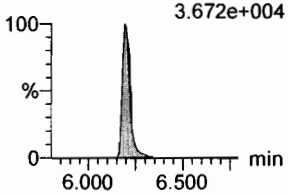

N-EtFOSA
F41:MRM of 2 channels,ES-
526.1 > 168.9
1.491e+005

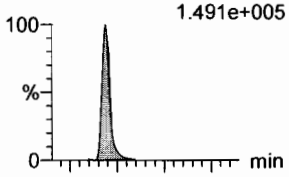

F41:MRM of 2 channels,ES-
526.1 > 219
9.133e+004

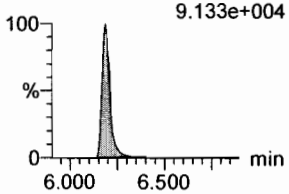

PFHxDA
F63:MRM of 2 channels,ES-
813.1 > 768.6
3.029e+005

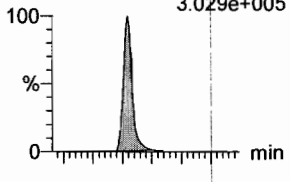

F63:MRM of 2 channels,ES-
813.1 > 219
1.033e+004

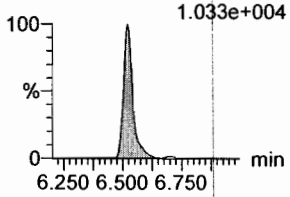

PFODA
F65:MRM of 1 channel,ES-
913.1 > 868.8
3.812e+005

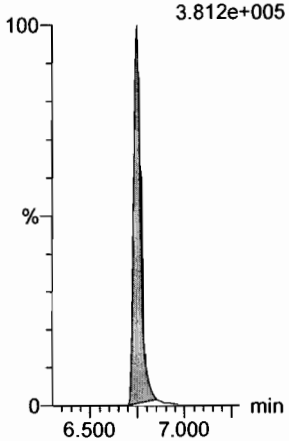

N-MeFOSE
F56:MRM of 1 channel,ES-
616.1 > 58.9
1.100e+005

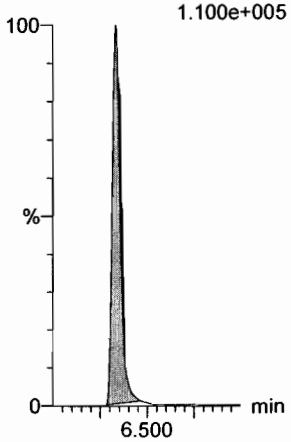

N-EtFOSE
F58:MRM of 1 channel,ES-
630.1 > 58.9
1.288e+005

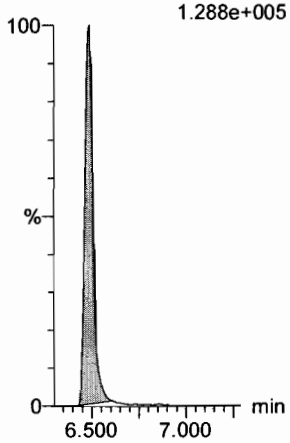

13C2-PFTeDA
F62:MRM of 2 channels,ES-
714.8 > 669.6
4.178e+005

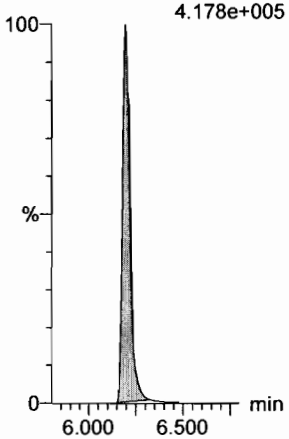

d5-N-ETFOSA
F44:MRM of 1 channel,ES-
531.1 > 168.9
4.687e+005

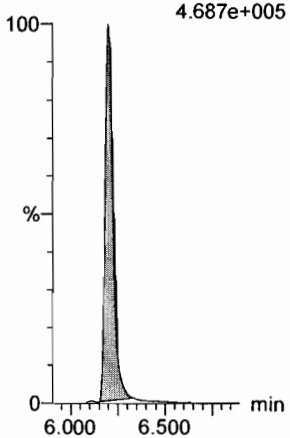

13C2-PFHxDA
F64:MRM of 1 channel,ES-
815 > 769.7
2.537e+005

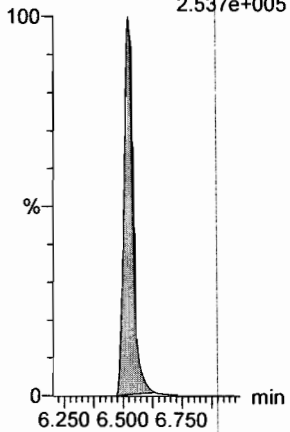

13C2-PFHxDA
F64:MRM of 1 channel,ES-
815 > 769.7
2.537e+005

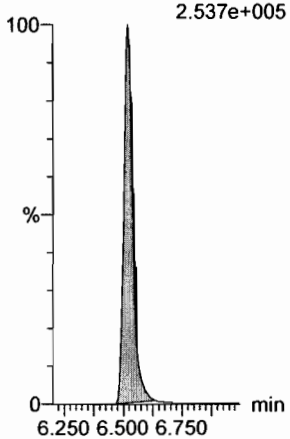

d7-N-MeFOSE
F57:MRM of 1 channel,ES-
623.1 > 58.9
3.668e+005

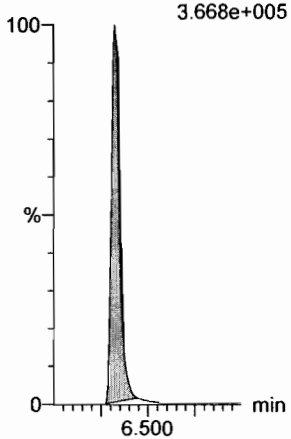

d9-N-EtFOSE
F59:MRM of 1 channel,ES-
639.2 > 58.8
3.719e+005

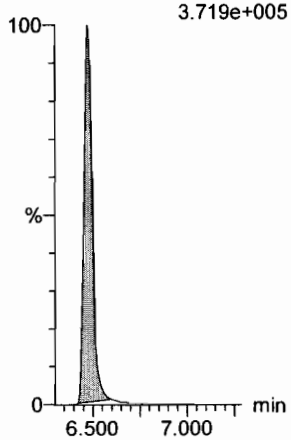

Dataset: F:\Projects\PFAS.PRO\Results\180926M1\180926M1-33.qld

Last Altered: Thursday, September 27, 2018 08:17:31 Pacific Daylight Time
Printed: Thursday, September 27, 2018 08:17:53 Pacific Daylight Time

Name: 180926M1_33, Date: 26-Sep-2018, Time: 20:51:04, ID: ST180926M1-11 PFC CS3 18I1706, Description: PFC CS3 18I1706

13C4-PFBA

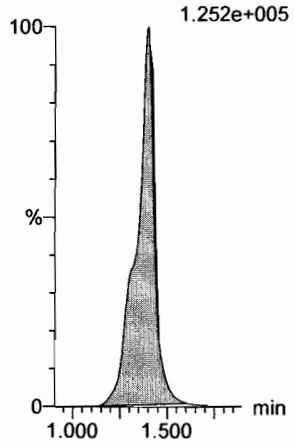

13C5-PFHxA

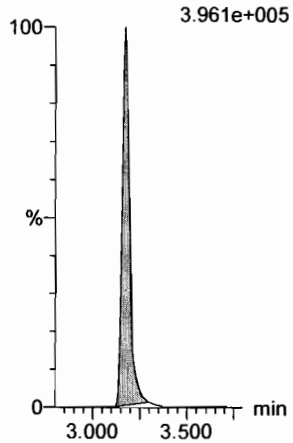

13C3-PFHxS

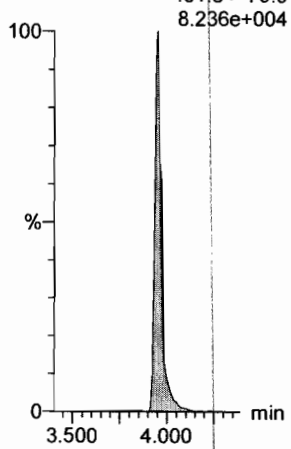

13C8-PFOA

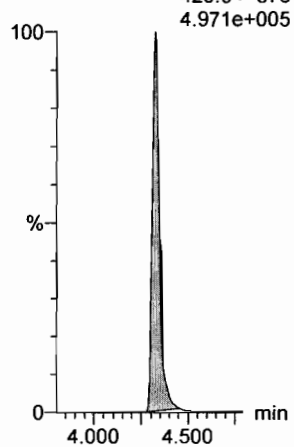

13C9-PFNA

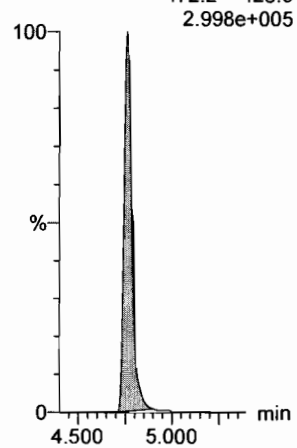

13C4-PFOS

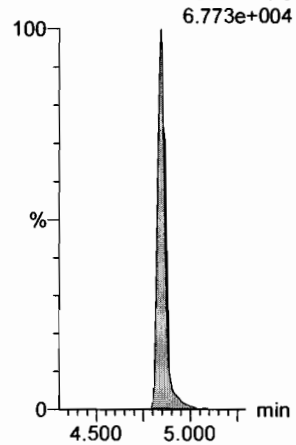

13C6-PFDA

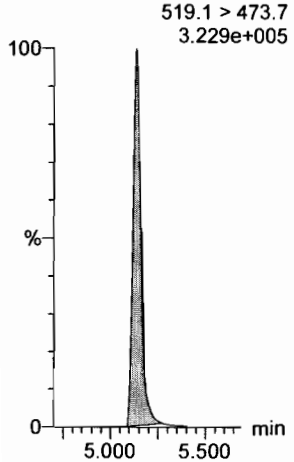

13C7-PFUdA

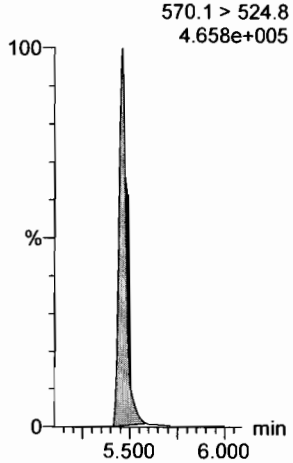

Dataset: F:\Projects\PFAS.PRO\Results\180928M1\180928M1-36.qld

Last Altered: Saturday, September 29, 2018 17:10:46 Pacific Daylight Time
Printed: Saturday, September 29, 2018 17:12:02 Pacific Daylight Time

Name: 180928M1_36, Date: 28-Sep-2018, Time: 17:36:47, ID: ST180928M1-3 PFC CS3 18I1706, Description: PFC CS3 18I1706

	#	Name	Trace	Area	IS Area	wt/vol	RT	Response	Conc.	%Rec	Recovery ...	Ion Ratio	Ratio Out?
1	1	PFBA	213.0 > 168.8	7851.728	8370.771	1.00	1.29	11.725	10.0	99.8	NO		
2	2	PFPeA	263.1 > 218.9	10051.820	12352.087	1.00	2.29	10.172	10.1	101.0	NO		
3	3	PFBS	299.0 > 79.7	2611.006	1740.632	1.00	2.58	18.750	9.8	98.2	NO	2.816	NO
4	4	4:2 FTS	327.2>307.2	2749.760	3660.497	1.00	2.99	9.390	10.5	105.1	NO	1.977	NO
5	5	PFHxA	313 > 269	15301.438	8001.778	1.00	3.08	9.561	10.2	102.2	NO	14.744	NO
6	6	PFPeS	349.1>80.1	1883.382	1740.632	1.00	3.29	13.525	10.2	101.9	NO	1.389	NO
7	36	13C3-PFBA	216.1 > 171.8	8370.771	10642.913	1.00	1.29	9.831	12.6	100.4	NO		
8	37	13C3-PFPeA	266. > 221.8	12352.087	20236.027	1.00	2.29	7.630	12.2	97.5	NO		
9	38	13C3-PFBS	302. > 98.8	1740.632	3289.180	1.00	2.58	6.615	12.4	99.1	NO		
10	39	13C2-4:2 FTS	329.2>308.9	3660.497	3289.180	1.00	2.99	13.911	13.1	104.6	NO		
11	40	13C2-PFHxA	315 > 270	8001.778	20236.027	1.00	3.08	4.943	4.9	97.5	NO		
12	38	13C3-PFBS	302. > 98.8	1740.632	3289.180	1.00	2.58	6.615	12.4	99.1	NO		
13	-1												
14	10	6:2 FTS	427.1 > 407	3356.701	3772.958	1.00	4.19	11.121	10.9	109.3	NO	3.176	NO
15	7	PFHpA	363.0 > 318.9	11922.332	11493.478	1.00	3.71	12.966	10.1	101.4	NO	18.617	NO
16	8	L-PFHxS	398.9 > 79.6	2226.492	1458.611	1.00	3.86	19.081	9.9	99.3	NO	1.784	NO
17	11	L-PFOA	412.8 > 368.9	18892.248	16733.158	1.00	4.24	14.113	10.3	102.8	NO	3.369	NO
18	13	PFHpS	449 > 80.0	2359.413	3385.650	1.00	4.35	8.711	10.6	106.0	NO	1.637	NO
19	14	PFNA	463.0 > 418.8	15439.085	17567.984	1.00	4.68	10.985	9.9	98.6	NO	4.991	NO
20	43	13C2-6:2 FTS	429.1 > 408.9	3772.958	3297.954	1.00	4.19	14.300	13.5	107.9	NO		
21	41	13C4-PFHpA	367.2 > 321.8	11493.478	20236.027	1.00	3.71	7.100	12.3	98.8	NO		
22	42	18O2-PFHxS	403.0 > 102.6	1458.611	3289.180	1.00	3.87	5.543	12.3	98.3	NO		
23	44	13C2-PFOA	414.9 > 369.7	16733.158	22716.533	1.00	4.24	9.208	12.1	96.9	NO		
24	47	13C8-PFOS	507.0 > 79.9	3385.650	3297.954	1.00	4.77	12.832	12.6	100.6	NO		
25	45	13C5-PFNA	468.2 > 422.9	17567.984	18268.207	1.00	4.68	12.021	12.6	100.7	NO		
26	-1												
27	15	PFOSA	497.9 > 77.9	5050.223	6447.976	1.00	4.74	9.790	9.3	92.9	NO	29.520	NO
28	16	L-PFOS	498.9 > 79.9	2829.735	3385.650	1.00	4.77	10.448	10.7	107.4	NO	2.031	NO
29	18	PFDA	513 > 468.8	15454.601	15027.464	1.00	5.06	12.855	10.1	101.0	NO	5.834	NO
30	19	8:2 FTS	527 > 506.9	3381.824	2708.731	1.00	5.04	15.606	10.1	100.9	NO	2.524	NO
31	20	PFNS	549.1 > 80.1	1972.388	3385.650	1.00	5.13	7.282	10.5	105.5	NO	1.476	NO
32	21	L-MeFOSAA	570 > 419	7980.234	7065.777	1.00	5.22	14.118	10.5	105.2	NO	2.700	NO
33	46	13C8-PFOSA	506.1 > 77.7	6447.976	20391.795	1.00	4.74	3.953	14.2	113.3	NO		
34	47	13C8-PFOS	507.0 > 79.9	3385.650	3297.954	1.00	4.77	12.832	12.6	100.6	NO		
35	48	13C2-PFDA	515.1 > 469.9	15027.464	16349.307	1.00	5.06	11.489	11.2	89.7	NO		
36	49	13C2-8:2 FTS	529.1 > 508.7	2708.731	3297.954	1.00	5.04	10.267	13.6	109.0	NO		

JCatl 10/1/18

VBF 9/29/18

Dataset: F:\Projects\PFAS.PRO\Results\180928M1\180928M1-36.qld

Last Altered: Saturday, September 29, 2018 17:10:46 Pacific Daylight Time
Printed: Saturday, September 29, 2018 17:12:02 Pacific Daylight Time

Name: 180928M1_36, Date: 28-Sep-2018, Time: 17:36:47, ID: ST180928M1-3 PFC CS3 18I1706, Description: PFC CS3 18I1706

	#	Name	Trace	Area	IS Area	wt/vol	RT	Response	Conc.	%Rec	Recovery ...	Ion Ratio	Ratio Out?
37	47	13C8-PFOS	507.0 > 79.9	3385.650	3297.954	1.00	4.77	12.832	12.6	100.6	NO		
38	50	d3-N-MeFOSAA	573.3 > 419	7065.777	20391.795	1.00	5.21	4.331	12.0	96.2	NO		
39	-1												
40	23	L-EtFOSAA	584.1 > 419	5993.085	7206.311	1.00	5.37	10.396	9.6	95.8	NO	1.343	NO
41	27	PFDoA	612.9 > 569.0	22587.555	21266.273	1.00	5.68	13.277	10.1	100.7	NO	9.852	NO
42	26	PFDS	598.8 > 79.9	2945.690	3385.650	1.00	5.44	10.876	10.3	103.2	NO	1.670	NO
43	25	PFUdA	563.0 > 518.9	17037.512	20695.990	1.00	5.39	10.290	10.0	100.0	NO	13.243	NO
44	28	N-MeFOSA	512.1 > 168.9	8160.568	24584.803	1.00	5.75	49.790	50.9	101.7	NO	1.495	NO
45	29	PFTrDA	662.9 > 618.9	25320.947	21266.273	1.00	5.93	14.883	9.9	99.3	NO	31.039	NO
46	52	d5-N-EtFOSAA	589.3 > 419	7206.311	20391.795	1.00	5.37	4.417	11.9	95.1	NO		
47	53	13C2-PFDoA	615.0 > 569.7	21266.273	16349.307	1.00	5.68	16.259	12.5	100.4	NO		
48	47	13C8-PFOS	507.0 > 79.9	3385.650	3297.954	1.00	4.77	12.832	12.6	100.6	NO		
49	51	13C2-PFUdA	565 > 519.8	20695.990	20391.795	1.00	5.39	12.686	12.2	97.7	NO		
50	54	d3-N-MeFOSA	515.2 > 168.9	24584.803	20391.795	1.00	5.77	15.070	153.4	102.3	NO		
51	53	13C2-PFDoA	615.0 > 569.7	21266.273	16349.307	1.00	5.68	16.259	12.5	100.4	NO		
52	-1												
53	30	PFTeDA	712.8 > 669.0	23875.428	15684.467	1.00	6.14	19.028	11.0	110.3	NO	13.876	NO
54	31	N-EtFOSA	526.1 > 168.9	8554.430	28763.689	1.00	6.16	44.611	51.2	102.4	NO	1.490	NO
55	32	PFHxDA	813.1 > 768.6	12707.830	10250.233	1.00	6.47	6.199	9.7	96.6	NO	32.125	NO
56	33	PFODA	913.1 > 868.8	19987.971	10250.233	1.00	6.71	9.750	10.2	101.6	NO		
57	34	N-MeFOSE	616.1 > 58.9	6375.974	20704.738	1.00	6.34	46.192	51.0	101.9	NO		
58	35	N-EtFOSE	630.1 > 58.9	7233.015	21311.707	1.00	6.49	50.909	50.5	100.9	NO		
59	55	13C2-PFTeDA	714.8 > 669.6	15684.467	20391.795	1.00	6.14	9.614	10.9	87.5	NO		
60	56	d5-N-ETFOSA	531.1 > 168.9	28763.689	20391.795	1.00	6.18	17.632	153.1	102.1	NO		
61	57	13C2-PFHxDA	815 > 769.7	10250.233	20391.795	1.00	6.47	6.283	4.5	90.7	NO		
62	57	13C2-PFHxDA	815 > 769.7	10250.233	20391.795	1.00	6.47	6.283	4.5	90.7	NO		
63	58	d7-N-MeFOSE	623.1 > 58.9	20704.738	20391.795	1.00	6.33	12.692	156.2	104.2	NO		
64	59	d9-N-EtFOSE	639.2 > 58.8	21311.707	20391.795	1.00	6.48	13.064	157.4	105.0	NO		
65	-1												
66	60	13C4-PFBA	217. > 172	10642.913	10642.913	1.00	1.30	12.500	12.5	100.0	NO		
67	61	13C5-PFHxA	318 > 272.9	20236.027	20236.027	1.00	3.08	12.500	12.5	100.0	NO		
68	62	13C3-PFHxS	401.8 > 79.9	3289.180	3289.180	1.00	3.87	12.500	12.5	100.0	NO		
69	63	13C8-PFOA	420.9 > 376	22716.533	22716.533	1.00	4.24	12.500	12.5	100.0	NO		
70	64	13C9-PFNA	472.2 > 426.9	18268.207	18268.207	1.00	4.68	12.500	12.5	100.0	NO		
71	65	13C4-PFOS	503 > 79.9	3297.954	3297.954	1.00	4.77	12.500	12.5	100.0	NO		
72	66	13C6-PFDA	519.1 > 473.7	16349.307	16349.307	1.00	5.06	12.500	12.5	100.0	NO		

Dataset: F:\Projects\PFAS.PRO\Results\180928M1\180928M1-36.qld

Last Altered: Saturday, September 29, 2018 17:10:46 Pacific Daylight Time
Printed: Saturday, September 29, 2018 17:12:02 Pacific Daylight Time

Name: 180928M1_36, Date: 28-Sep-2018, Time: 17:36:47, ID: ST180928M1-3 PFC CS3 18I1706, Description: PFC CS3 18I1706

	#	Name	Trace	Area	IS Area	wt/vol	RT	Response	Conc.	%Rec	Recovery ...	Ion Ratio	Ratio Out?
73	67	13C7-PFUdA	570.1 > 524.8	20391.795	20391.795	1.00	5.39	12.500	12.5	100.0	NO		

Vista Analytical Laboratory

Dataset: Untitled

Last Altered: Sunday, September 30, 2018 09:41:52 Pacific Daylight Time
Printed: Sunday, September 30, 2018 09:43:27 Pacific Daylight Time

Method: F:\Projects\PFAS.PRO\MethDB\PFAS_FULL_80C_092818.mdb 29 Sep 2018 16:55:53
Calibration: F:\Projects\PFAS.PRO\CurveDB\C18_VAL-PFAS_Q4_09-27-18.cdb 28 Sep 2018 09:49:55

Compound name: PFBA

	#	Name	ID	Acq.Date	Acq.Time
1	1	180928M1_1	IPA	28-Sep-18	11:13:38
2	2	180928M1_2	ST180928M1-1 PFC CS0 18I1703	28-Sep-18	11:24:10
3	3	180928M1_3	IPA	28-Sep-18	11:34:48
4	4	180928M1_4	1802894-01 FM1808290925MK 0.02037	28-Sep-18	11:48:48
5	5	180928M1_5	1802894-02 SW1808290930MK 0.26376	28-Sep-18	11:59:22
6	6	180928M1_6	1802894-04 SW1808291435MK 0.25853	28-Sep-18	12:09:55
7	7	180928M1_7	1802895-01@5X 93789.17 5.06	28-Sep-18	12:20:33
8	8	180928M1_8	B8I0160-BS1 OPR 0.125	28-Sep-18	12:31:05
9	9	180928M1_9	B8I0160-BLK1 Method Blank 0.125	28-Sep-18	12:41:44
10	10	180928M1_10	B8I0160-MS1 Matrix Spike 0.11671	28-Sep-18	12:52:22
11	11	180928M1_11	B8I0160-MSD1 Matrix Spike Dup 0.11797	28-Sep-18	13:02:55
12	12	180928M1_12	1803102-01 OF-INF01-092018 0.11589	28-Sep-18	13:13:34
13	13	180928M1_13	1803102-02 OF-SAC01-092018 0.11487	28-Sep-18	13:24:12
14	14	180928M1_14	1803102-03 OF-MID01-092018 0.1169	28-Sep-18	13:34:45
15	15	180928M1_15	1803102-04 OF-EFF01-092018 0.11584	28-Sep-18	13:45:23
16	16	180928M1_16	1803102-05 OF-INF01-WT-092018 0.11...	28-Sep-18	14:04:29
17	17	180928M1_17	1803102-06 OF-MID01-WT-092018 0.1...	28-Sep-18	14:15:03
18	18	180928M1_18	IPA	28-Sep-18	14:25:41
19	19	180928M1_19	ST180928M1-2 PFC CS3 18I1706	28-Sep-18	14:36:14
20	20	180928M1_20	1803102-07 OF-EFF01-WT-092018 0.1...	28-Sep-18	14:46:53
21	21	180928M1_21	1803102-08 OF-EFF01P-WT-092018 0....	28-Sep-18	14:57:25
22	22	180928M1_22	1803102-09 OF-FB01-WT-092018 0.11...	28-Sep-18	15:08:03
23	23	180928M1_23	B8I0165-BS1 OPR 1	28-Sep-18	15:18:37
24	24	180928M1_24	B8I0165-BLK1 Method Blank 1	28-Sep-18	15:29:16
25	25	180928M1_25	B8I0165-MS1 Matrix Spike 1.32	28-Sep-18	15:39:49
26	26	180928M1_26	B8I0165-MSD1 Matrix Spike Dup 1.31	28-Sep-18	15:50:27
27	27	180928M1_27	1802726-01RE1 DPT-10 (1.5-2.2) 1.09	28-Sep-18	16:01:00
28	28	180928M1_28	1802726-03RE1 DPT-09 (6.9-7.9) 1.14	28-Sep-18	16:12:04
29	29	180928M1_29	1802726-05RE1 DPT-08 (4.1-5.1) 1.28	28-Sep-18	16:22:40
30	30	180928M1_30	1802726-08RE1 DPT-05 (5-6) 1.39	28-Sep-18	16:33:14
31	31	180928M1_31	1802726-09RE1 DPT-05 (8-9) 1.23	28-Sep-18	16:43:52
32	32	180928M1_32	1802726-10RE1 DPT-03 (0-1) 1.11	28-Sep-18	16:54:25

Vista Analytical Laboratory

Dataset: Untitled

Last Altered: Sunday, September 30, 2018 09:41:52 Pacific Daylight Time
Printed: Sunday, September 30, 2018 09:43:27 Pacific Daylight Time

Compound name: PFBA

	#	Name	ID	Acq.Date	Acq.Time
33	33	180928M1_33	1802726-13RE1 DPT-01 (7-8) 1.35	28-Sep-18	17:05:04
34	34	180928M1_34	1802726-15RE1 DPT-02 (9-10) 1.12	28-Sep-18	17:15:36
35	35	180928M1_35	IPA	28-Sep-18	17:26:15
36	36	180928M1_36	ST180928M1-3 PFC CS3 18I1706	28-Sep-18	17:36:47
37	37	180928M1_37	1802726-16RE1 DPT-02 (13-14) 1.17	28-Sep-18	17:47:25
38	38	180928M1_38	1802726-18RE1 DPT-DUP 2 1.13	28-Sep-18	17:58:04
39	39	180928M1_39	B8I0191-BLK1 Method Blank 0.25	28-Sep-18	18:08:37
40	40	180928M1_40	B8I0191-BS1 OPR 0.25	28-Sep-18	18:19:15
41	41	180928M1_41	1803144-01 WMP1809241105PT 0.244...	28-Sep-18	18:29:48
42	42	180928M1_42	1803144-02 WMP1809241112PT 0.248...	28-Sep-18	18:40:27
43	43	180928M1_43	1803144-03 WMP1809241117PT 0.248...	28-Sep-18	18:51:00
44	44	180928M1_44	1803146-01 GW1809210945MK 0.25567	28-Sep-18	19:01:39
45	45	180928M1_45	1803146-02 GW1809211100MK 0.24701	28-Sep-18	19:12:17
46	46	180928M1_46	1802900-01@5X PW1809041355GC 0....	28-Sep-18	19:22:51
47	47	180928M1_47	IPA	28-Sep-18	19:33:29
48	48	180928M1_48	1802900-02 PW1809041415GC 0.22528	28-Sep-18	19:44:01
49	49	180928M1_49	1802900-03@5X PW1809041445GC 0....	28-Sep-18	19:54:40
50	50	180928M1_50	IPA	28-Sep-18	20:05:18
51	51	180928M1_51	ST180928M1-4 PFC CS3 18I1706	28-Sep-18	20:15:51
52	52	180928M1_52	B8I0130-BS1 OPR 1	28-Sep-18	20:26:30
53	53	180928M1_53	B8I0130-BLK1 Method Blank 1	28-Sep-18	20:37:02
54	54	180928M1_54	B8I0130-MS1 Matrix Spike 1.09	28-Sep-18	20:47:41
55	55	180928M1_55	B8I0130-MSD1 Matrix Spike Dup 1.11	28-Sep-18	20:58:19
56	56	180928M1_56	1802992-08 18Q3SS035-TMW0401-S...	28-Sep-18	21:08:52
57	57	180928M1_57	1802992-09 18Q3SS035-TMW0402-S...	28-Sep-18	21:19:31
58	58	180928M1_58	1802992-10 18Q3SS035-TMW0301-S...	28-Sep-18	21:30:04
59	59	180928M1_59	1802992-11 18Q3SS035-TMW0302-SO...	28-Sep-18	21:40:42
60	60	180928M1_60	1802992-12 18Q3SS035-SB2503-SO-0...	28-Sep-18	21:51:15
61	61	180928M1_61	1802992-13 18Q3SS035-SB2603-SO-0...	28-Sep-18	22:01:54
62	62	180928M1_62	B8I0100-BS1 OPR 0.25	28-Sep-18	22:12:27
63	63	180928M1_63	B8I0100-BLK1 Method Blank 0.25	28-Sep-18	22:23:06
64	64	180928M1_64	1802982-01@10X FM1809061700GC 0...	28-Sep-18	22:33:44
65	65	180928M1_65	IPA	28-Sep-18	22:44:17
66	66	180928M1_66	ST180928M1-5 PFC CS0 18I1703	28-Sep-18	22:54:56
67	67	180928M1_67	ST180928M1-6 PFC CS3 18I1706	28-Sep-18	23:05:29
68	68	180928M1_68	1802982-02 SW1809061705GC 0.2508	28-Sep-18	23:16:08

Vista Analytical Laboratory

Dataset: Untitled

Last Altered: Sunday, September 30, 2018 09:41:52 Pacific Daylight Time
Printed: Sunday, September 30, 2018 09:43:27 Pacific Daylight Time

Compound name: PFBA

	#	Name	ID	Acq.Date	Acq.Time
69	69	180928M1_69	B8I0081-BLK1 Method Blank 0.25	28-Sep-18	23:26:41
70	70	180928M1_70	B8I0081-BS1 OPR 0.25	28-Sep-18	23:37:19
71	71	180928M1_71	1802896-01 Bemidji Pilot APR2 lead 0.2...	28-Sep-18	23:47:52
72	72	180928M1_72	1802896-02 Bemidji Pilot PSR2 + 0.25556	28-Sep-18	23:58:30
73	73	180928M1_73	1802896-03 Bemidji Pilot APR2 Lag 0.257	29-Sep-18	00:09:03
74	74	180928M1_74	1802896-04 Bemidji Pilot PSR2 + Lag 0....	29-Sep-18	00:19:42
75	75	180928M1_75	1802909-01 SWIN1808301300GGA 0.2...	29-Sep-18	00:30:15
76	76	180928M1_76	1802909-02 SWEF1808301310GGA 0....	29-Sep-18	00:40:53
77	77	180928M1_77	B8I0208-BS1 OPR 0.125	29-Sep-18	00:51:27
78	78	180928M1_78	B8I0208-BLK1 Method Blank 0.125	29-Sep-18	01:02:06
79	79	180928M1_79	1803074-01@250 S-W FIRE SYSTEM ...	29-Sep-18	01:12:44
80	80	180928M1_80	1803074-01@500 S-W FIRE SYSTEM ...	29-Sep-18	01:23:17
81	81	180928M1_81	1803074-01@1000 S-W FIRE SYSTEM...	29-Sep-18	01:33:55
82	82	180928M1_82	IPA	29-Sep-18	01:44:28
83	83	180928M1_83	ST180928M1-7 PFC CS3 18I1706	29-Sep-18	01:55:06
84	84	180928M1_84	B8I0138-BLK1 Method Blank 0.25	29-Sep-18	02:05:39
85	85	180928M1_85	B8I0138-BS1 OPR 0.25	29-Sep-18	02:16:17
86	86	180928M1_86	1803006-01 1809346-01A 0.23756	29-Sep-18	02:26:50
87	87	180928M1_87	1803006-02 1809346-02A 0.24166	29-Sep-18	02:37:29
88	88	180928M1_88	1803007-01 1809347-01A 0.22883	29-Sep-18	02:47:59
89	89	180928M1_89	1803007-02 1809347-02A 0.23027	29-Sep-18	02:58:37
90	90	180928M1_90	1803007-03 1809347-03A 0.25431	29-Sep-18	03:09:10
91	91	180928M1_91	1803031-01 SWIN1809100900GGA 0.2...	29-Sep-18	03:19:48
92	92	180928M1_92	1803031-02 SWEF1809100930GGA 0....	29-Sep-18	03:30:21
93	93	180928M1_93	1803033-01 SWIN1809081500GGA 0.2...	29-Sep-18	03:40:59
94	94	180928M1_94	1803033-02 SWEF1809081510GGA 0....	29-Sep-18	03:51:32
95	95	180928M1_95	1803047-01 SW1809131040SK 0.24106	29-Sep-18	04:02:10
96	96	180928M1_96	IPA	29-Sep-18	04:12:43
97	97	180928M1_97	ST180928M1-8 PFC CS3 18I1706	29-Sep-18	04:23:21
98	98	180928M1_98	1803047-02 SW1809131055SK 0.23748	29-Sep-18	04:34:00
99	99	180928M1_99	1803047-03 SW1809131140SK 0.24539	29-Sep-18	04:44:32
100	1...	180928M1_100	1803047-04 SW1809131210SK 0.24305	29-Sep-18	04:55:11
101	1...	180928M1_101	IPA	29-Sep-18	05:05:49
102	1...	180928M1_102	ST180928M1-9 PFC CS3 18I1706	29-Sep-18	05:16:22
103	1...	180928M1_103	SALTWATER BLK QC	29-Sep-18	05:27:00
104	1...	180928M1_104	SALTWATER BS1 QC	29-Sep-18	05:37:34

Dataset: Untitled

Last Altered: Sunday, September 30, 2018 09:41:52 Pacific Daylight Time
Printed: Sunday, September 30, 2018 09:43:27 Pacific Daylight Time

Compound name: PFBA

	#	Name	ID	Acq.Date	Acq.Time
105	1...	180928M1_105	1 BLK	29-Sep-18	05:48:13
106	1...	180928M1_106	1 BS1	29-Sep-18	05:58:51
107	1...	180928M1_107	2 BLK	29-Sep-18	06:09:24
108	1...	180928M1_108	2 BS1	29-Sep-18	06:20:02
109	1...	180928M1_109	3 BLK	29-Sep-18	06:30:34
110	1...	180928M1_110	3 BS1	29-Sep-18	06:41:12
111	1...	180928M1_111	4 BLK	29-Sep-18	06:51:44
112	1...	180928M1_112	4 BS1	29-Sep-18	07:02:23
113	1...	180928M1_113	5 BLK	29-Sep-18	07:12:55
114	1...	180928M1_114	5 BS1	29-Sep-18	07:23:34
115	1...	180928M1_115	6 BLK	29-Sep-18	07:34:06
116	1...	180928M1_116	6 BS1	29-Sep-18	07:44:44
117	1...	180928M1_117	7 BLK	29-Sep-18	07:55:18
118	1...	180928M1_118	7 BS1	29-Sep-18	08:05:56

Vista Analytical Laboratory

Dataset: F:\Projects\PFAS.PRO\Results\180928M1\180928M1-36.qld

Last Altered: Saturday, September 29, 2018 17:10:46 Pacific Daylight Time
Printed: Saturday, September 29, 2018 17:12:02 Pacific Daylight Time

Method: F:\Projects\PFAS.PRO\MethDB\PFAS_FULL_80C_092818.mdb 29 Sep 2018 16:55:53
Calibration: F:\Projects\PFAS.PRO\CurveDB\C18_VAL-PFAS_Q4_09-27-18.cdb 28 Sep 2018 09:49:55

Name: 180928M1_36, Date: 28-Sep-2018, Time: 17:36:47, ID: ST180928M1-3 PFC CS3 18I1706, Description: PFC CS3 18I1706

PFBA
F2:MRM of 1 channel,ES-
213.0 > 168.8
7.433e+004

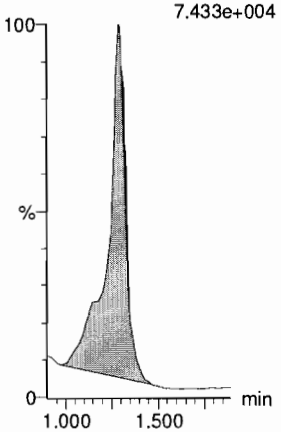

PFPeA
F5:MRM of 1 channel,ES-
263.1 > 218.9
1.934e+005

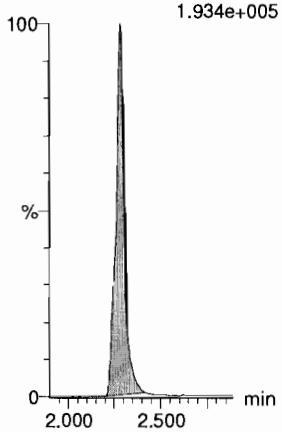

PFBS
F7:MRM of 2 channels,ES-
299.0 > 79.7
5.060e+004

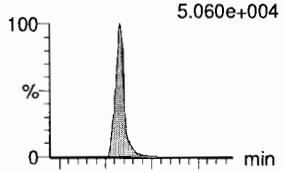

F7:MRM of 2 channels,ES-
299.0 > 99.0
1.734e+004

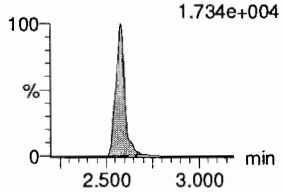

4:2 FTS
F12:MRM of 2 channels,ES-
327.2 > 307.2
6.572e+004

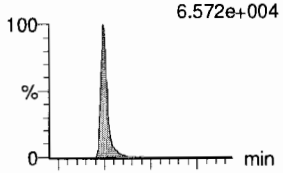

F12:MRM of 2 channels,ES-
327.2 > 81.1
3.238e+004

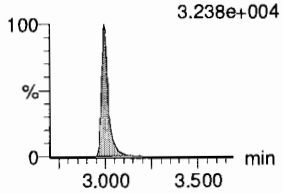

PFHxA
F9:MRM of 2 channels,ES-
313 > 269
3.270e+005

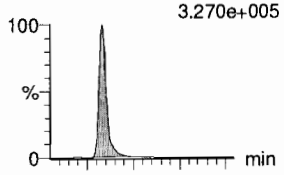

F9:MRM of 2 channels,ES-
313 > 118.9
2.177e+004

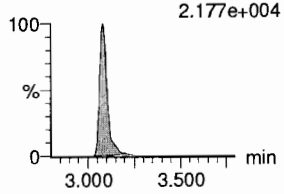

PFPeS
F15:MRM of 2 channels,ES-
349.1 > 80.1
4.897e+004

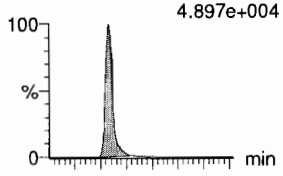

F15:MRM of 2 channels,ES-
349.1 > 99
3.519e+004

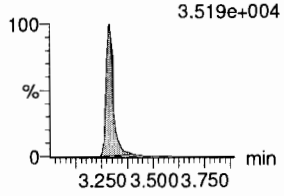

13C3-PFBA
F3:MRM of 1 channel,ES-
216.1 > 171.8
7.847e+004

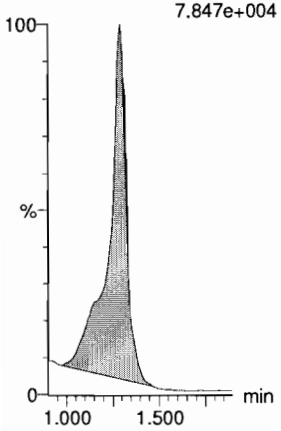

13C3-PFPeA
F6:MRM of 1 channel,ES-
266. > 221.8
2.357e+005

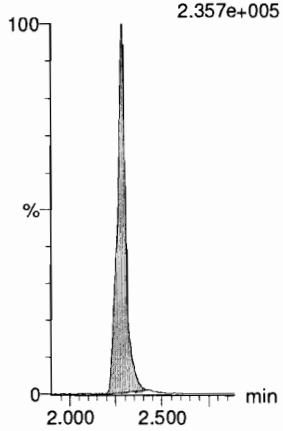

13C3-PFBS
F8:MRM of 1 channel,ES-
302. > 98.8
3.602e+004

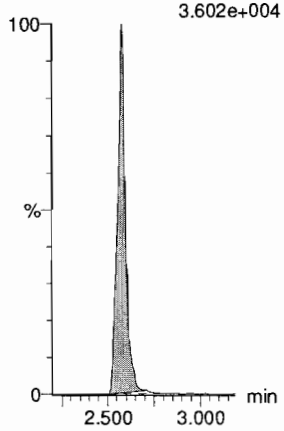

13C2-4:2 FTS
F13:MRM of 1 channel,ES-
329.2 > 308.9
8.688e+004

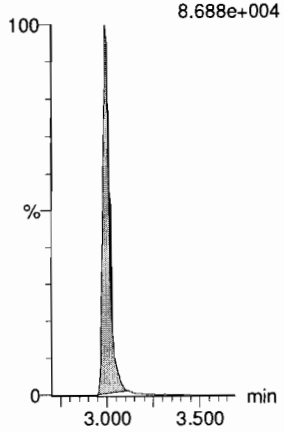

13C2-PFHxA
F10:MRM of 1 channel,ES-
315 > 270
1.709e+005

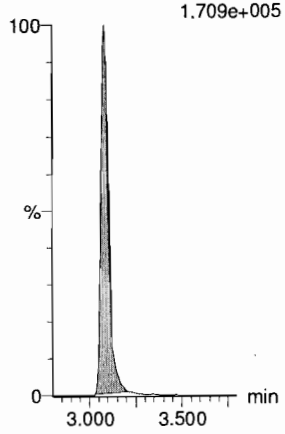

13C3-PFBS
F8:MRM of 1 channel,ES-
302. > 98.8
3.602e+004

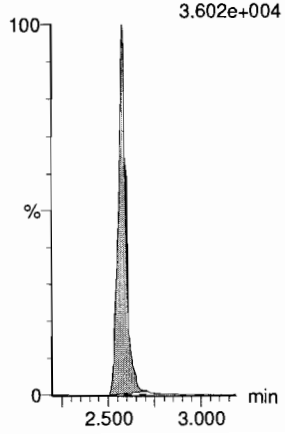

Vista Analytical Laboratory

Dataset: F:\Projects\PFAS.PRO\Results\180928M1\180928M1-36.qld

Last Altered: Saturday, September 29, 2018 17:10:46 Pacific Daylight Time
Printed: Saturday, September 29, 2018 17:12:02 Pacific Daylight Time

Name: 180928M1_36, Date: 28-Sep-2018, Time: 17:36:47, ID: ST180928M1-3 PFC CS3 18I1706, Description: PFC CS3 18I1706

6:2 FTS
F24:MRM of 2 channels,ES-
427.1 > 407
8.386e+004

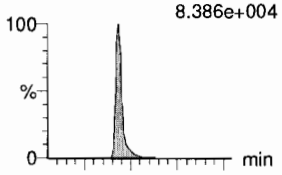

F24:MRM of 2 channels,ES-
427.1 > 80
2.769e+004

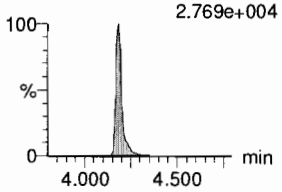

PFHpA
F16:MRM of 2 channels,ES-
363.0 > 318.9
2.863e+005

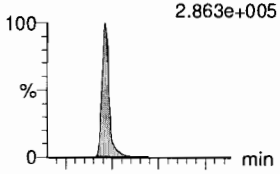

F16:MRM of 2 channels,ES-
363.0 > 169.0
1.606e+004

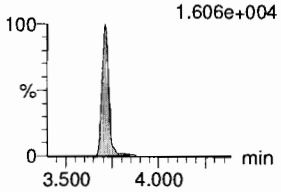

L-PFHxS
F18:MRM of 2 channels,ES-
398.9 > 79.6
4.715e+004

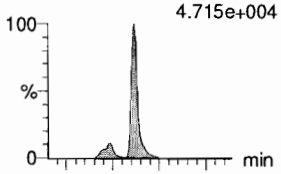

F18:MRM of 2 channels,ES-
398.9 > 99.0
2.482e+004

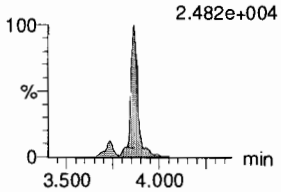

L-PFOA
F21:MRM of 2 channels,ES-
412.8 > 368.9
4.883e+005

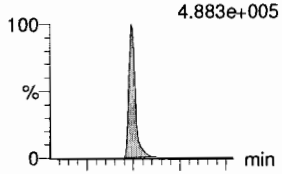

F21:MRM of 2 channels,ES-
412.8 > 169
1.441e+005

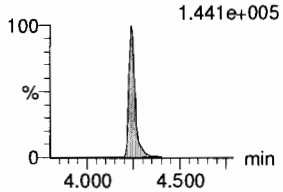

PFHpS
F26:MRM of 2 channels,ES-
449 > 80.0
5.151e+004

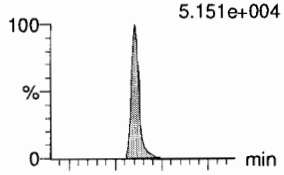

F26:MRM of 2 channels,ES-
449 > 98.7
3.307e+004

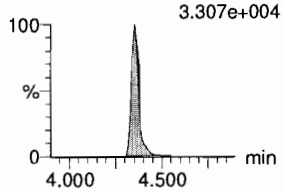

PFNA
F27:MRM of 2 channels,ES-
463.0 > 418.8
3.860e+005

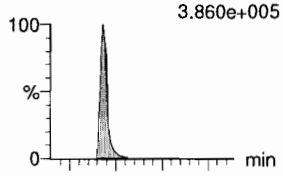

F27:MRM of 2 channels,ES-
463.0 > 219.0
7.533e+004

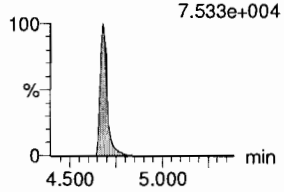

13C2-6:2 FTS
F25:MRM of 1 channel,ES-
429.1 > 408.9
9.534e+004

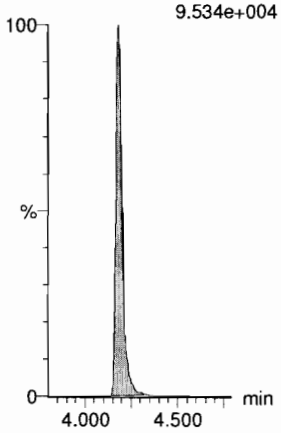

13C4-PFHpA
F17:MRM of 1 channel,ES-
367.2 > 321.8
2.775e+005

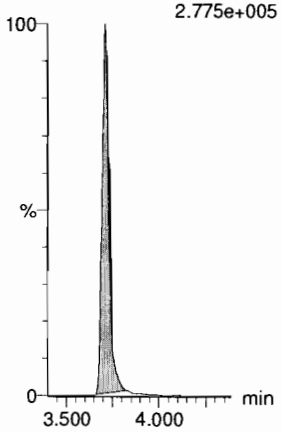

18O2-PFHxS
F20:MRM of 1 channel,ES-
403.0 > 102.6
3.684e+004

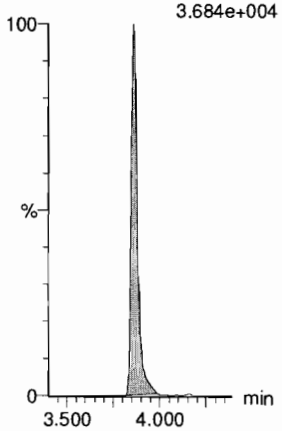

13C2-PFOA
F22:MRM of 1 channel,ES-
414.9 > 369.7
4.334e+005

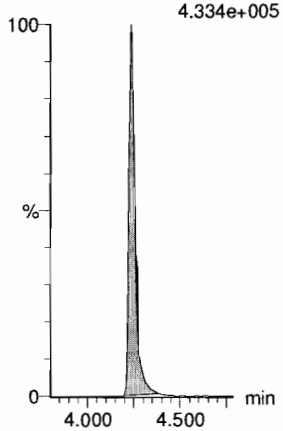

13C8-PFOS
F35:MRM of 1 channel,ES-
507.0 > 79.9
7.171e+004

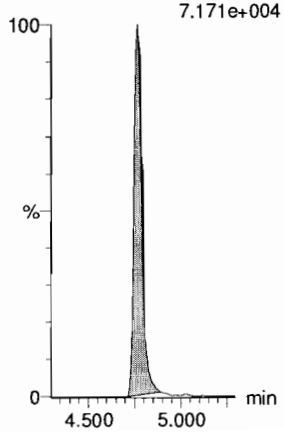

13C5-PFNA
F28:MRM of 1 channel,ES-
468.2 > 422.9
4.416e+005

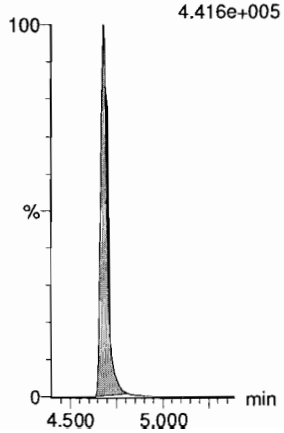

Dataset: F:\Projects\PFAS.PRO\Results\180928M1\180928M1-36.qld

Last Altered: Saturday, September 29, 2018 17:10:46 Pacific Daylight Time
Printed: Saturday, September 29, 2018 17:12:02 Pacific Daylight Time

Name: 180928M1_36, Date: 28-Sep-2018, Time: 17:36:47, ID: ST180928M1-3 PFC CS3 18I1706, Description: PFC CS3 18I1706

PFOSA

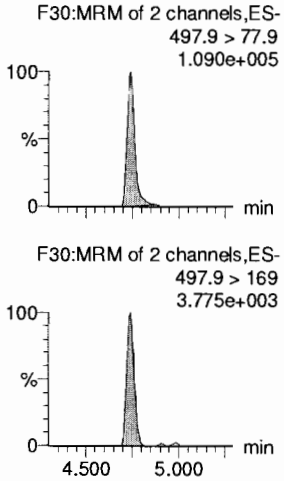

L-PFOS

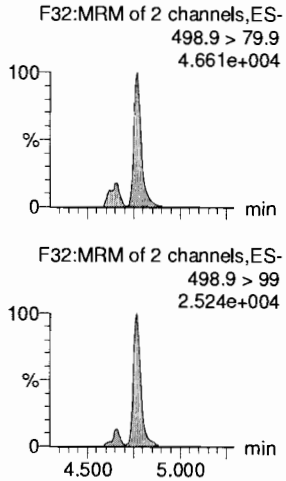

PFDA

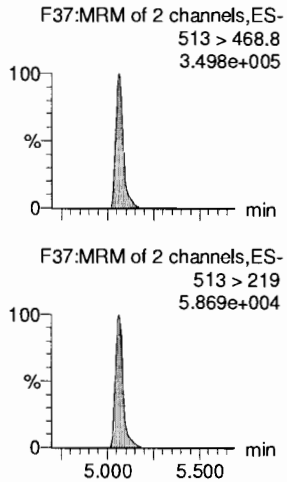

8:2 FTS

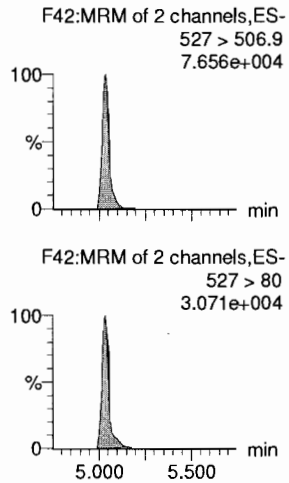

PFNS

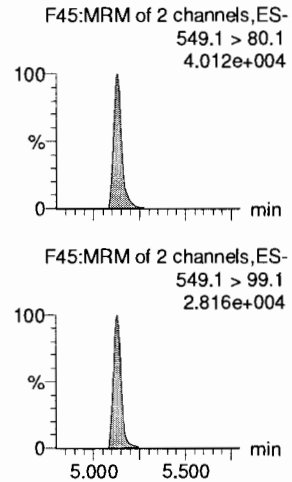

L-MeFOSAA

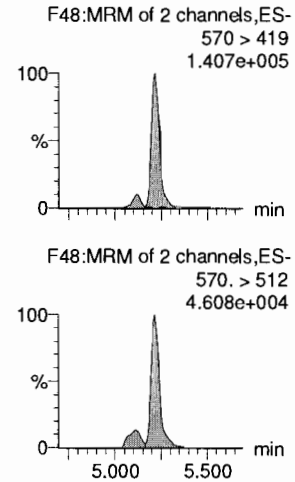

13C8-PFOSA

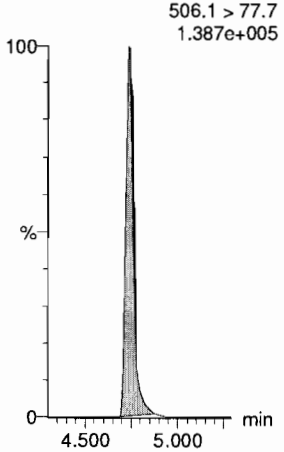

13C8-PFOS



13C2-PFDA

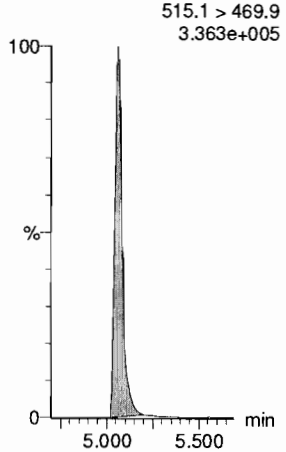

13C2-8:2 FTS

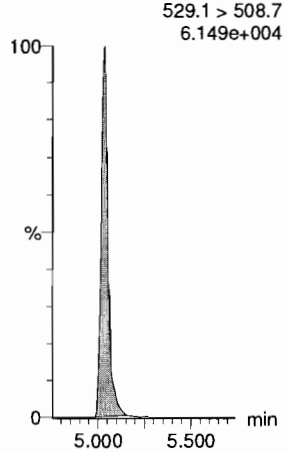

13C8-PFOS

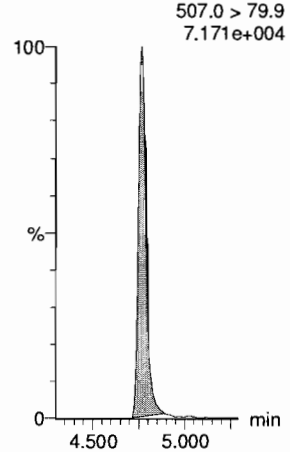

d3-N-MeFOSAA

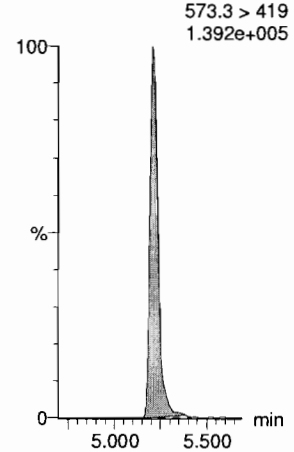

Dataset: F:\Projects\PFAS.PRO\Results\180928M1\180928M1-36.qld

Last Altered: Saturday, September 29, 2018 17:10:46 Pacific Daylight Time
Printed: Saturday, September 29, 2018 17:12:02 Pacific Daylight Time

Name: 180928M1_36, Date: 28-Sep-2018, Time: 17:36:47, ID: ST180928M1-3 PFC CS3 18I1706, Description: PFC CS3 18I1706

L-EtFOSAA

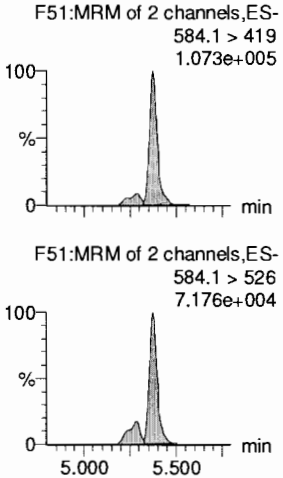

PFDoA

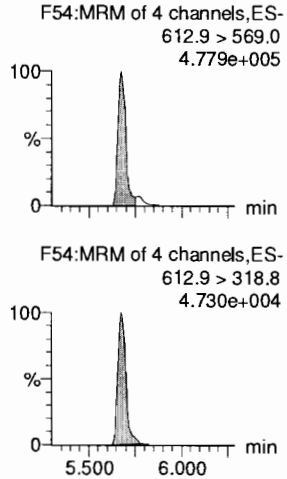

PFDS

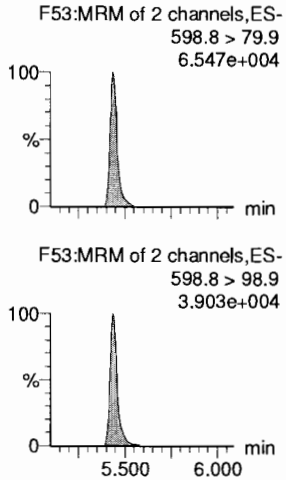

PFUdA

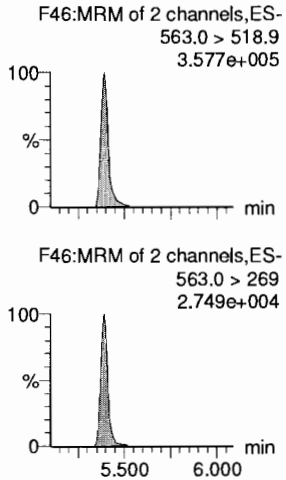

N-MeFOSA

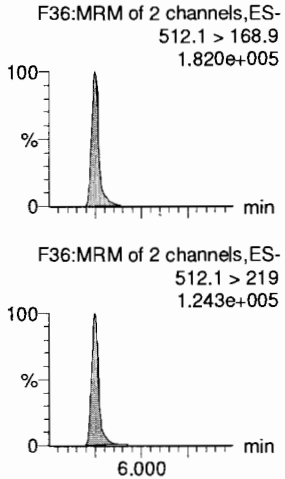

PFTrDA

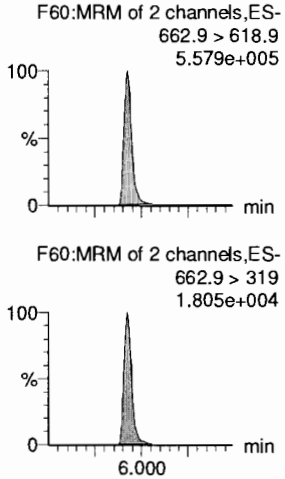

d5-N-EtFOSAA

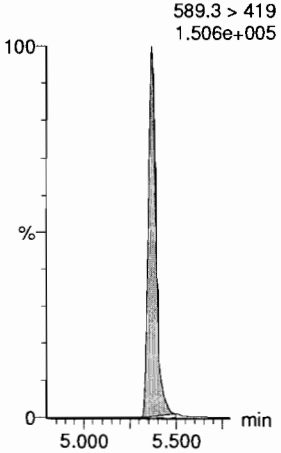

13C2-PFDoA

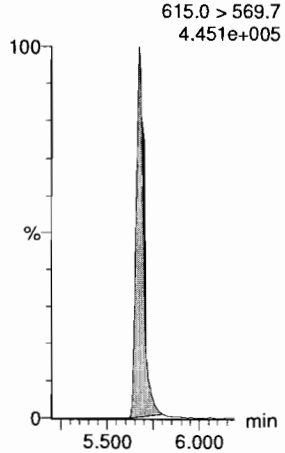

13C8-PFOS

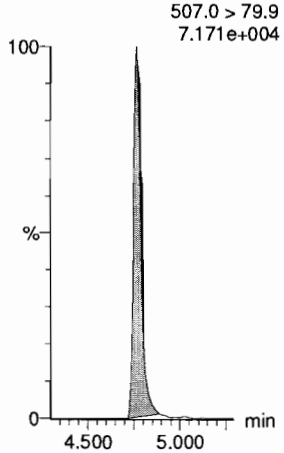

13C2-PFUdA

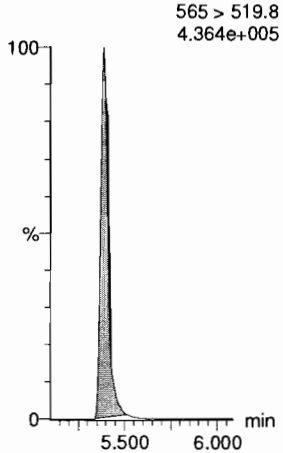

d3-N-MeFOSA

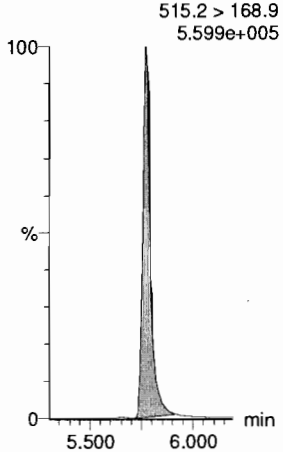

13C2-PFDoA

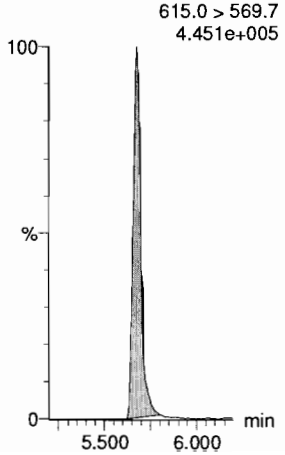

Dataset: F:\Projects\PFAS.PRO\Results\180928M1\180928M1-36.qld

Last Altered: Saturday, September 29, 2018 17:10:46 Pacific Daylight Time
Printed: Saturday, September 29, 2018 17:12:02 Pacific Daylight Time

Name: 180928M1_36, Date: 28-Sep-2018, Time: 17:36:47, ID: ST180928M1-3 PFC CS3 18I1706, Description: PFC CS3 18I1706

PFTeDA

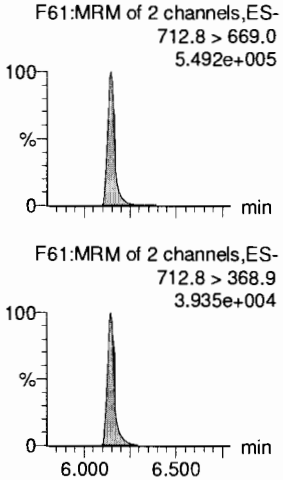

N-EtFOSA

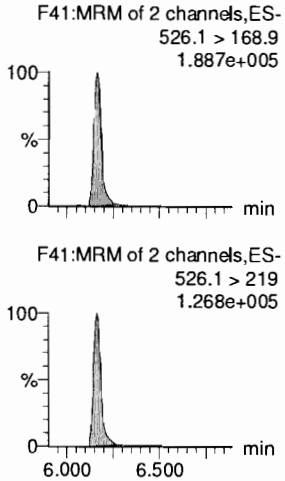

PFHxDA

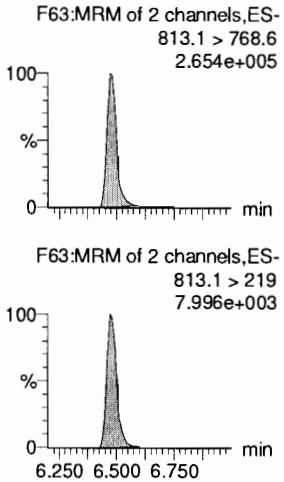

PFODA

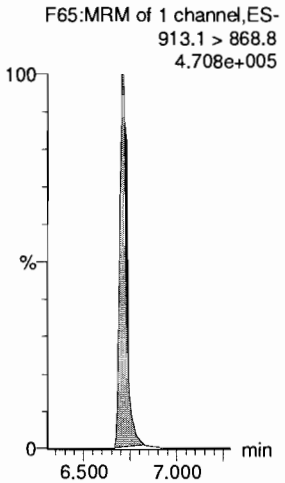

N-MeFOSE

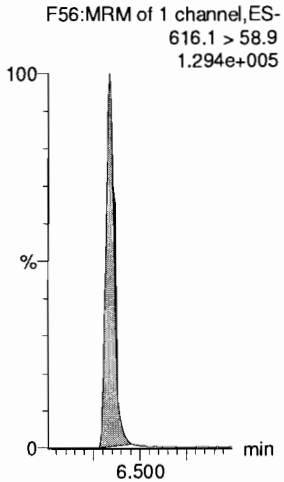

N-EtFOSE

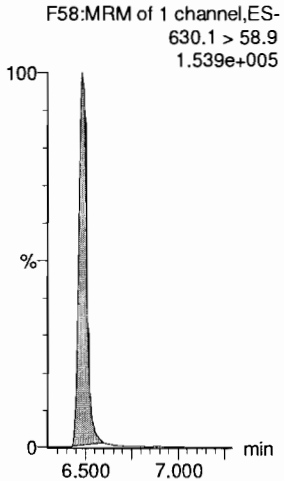

13C2-PFTeDA

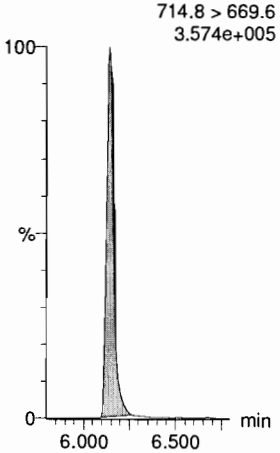

d5-N-ETFOSA

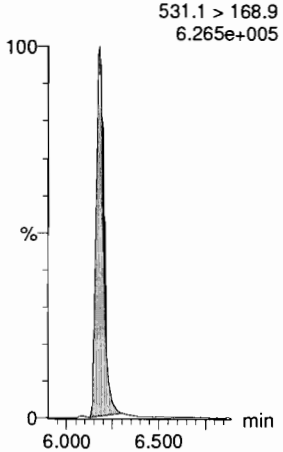

13C2-PFHxDA

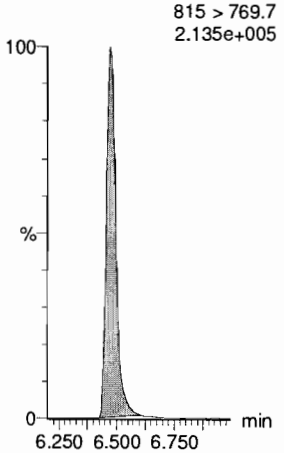

13C2-PFHxDA

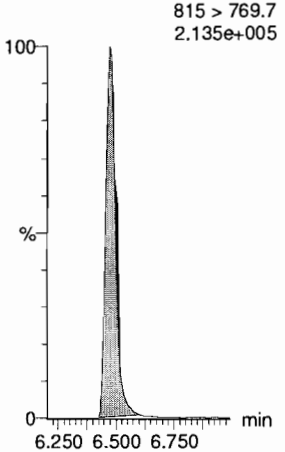

d7-N-MeFOSE

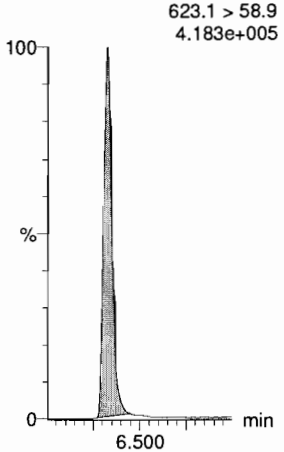

d9-N-EtFOSE

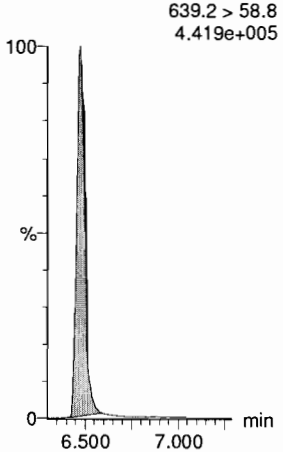

Dataset: F:\Projects\PFAS.PRO\Results\180928M1\180928M1-36.qld

Last Altered: Saturday, September 29, 2018 17:10:46 Pacific Daylight Time
Printed: Saturday, September 29, 2018 17:12:02 Pacific Daylight Time

Name: 180928M1_36, Date: 28-Sep-2018, Time: 17:36:47, ID: ST180928M1-3 PFC CS3 18I1706, Description: PFC CS3 18I1706

13C4-PFBA
F4:MRM of 1 channel,ES-
217. > 172
9.829e+004

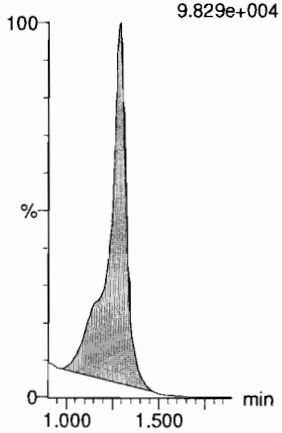

13C5-PFHxA
F11:MRM of 1 channel,ES-
318 > 272.9
4.300e+005

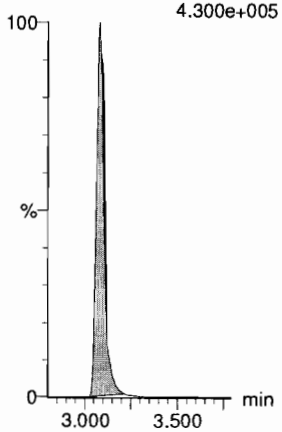

13C3-PFHxS
F19:MRM of 1 channel,ES-
401.8 > 79.9
8.284e+004

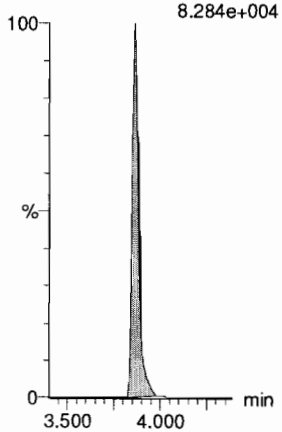

13C8-PFOA
F23:MRM of 1 channel,ES-
420.9 > 376
5.833e+005

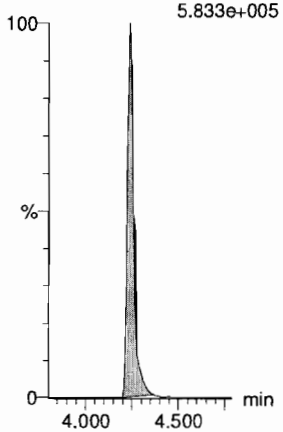

13C9-PFNA
F29:MRM of 1 channel,ES-
472.2 > 426.9
4.483e+005

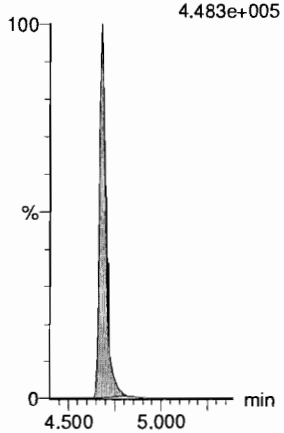

13C4-PFOS
F33:MRM of 1 channel,ES-
503 > 79.9
7.155e+004

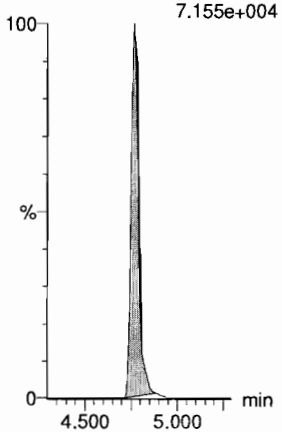

13C6-PFDA
F40:MRM of 1 channel,ES-
519.1 > 473.7
3.701e+005

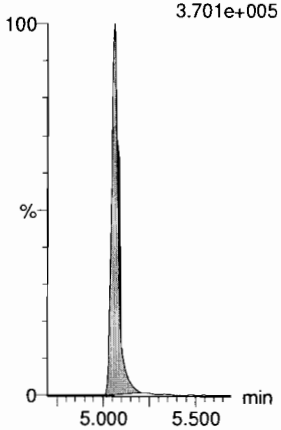

13C7-PFUdA
F49:MRM of 1 channel,ES-
570.1 > 524.8
4.263e+005

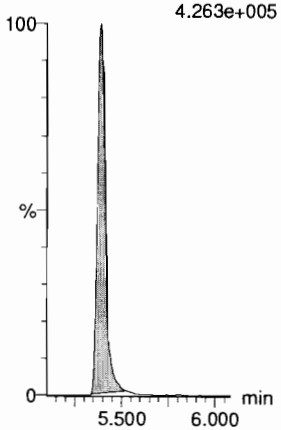

Dataset: F:\Projects\PFAS.PRO\Results\180928M1\180928M1-51.qld

Last Altered: Saturday, September 29, 2018 17:17:11 Pacific Daylight Time
Printed: Saturday, September 29, 2018 17:18:08 Pacific Daylight Time

Name: 180928M1_51, Date: 28-Sep-2018, Time: 20:15:51, ID: ST180928M1-4 PFC CS3 18I1706, Description: PFC CS3 18I1706

	#	Name	Trace	Area	IS Area	wt/vol	RT	Response	Conc.	%Rec	Recovery ...	Ion Ratio	Ratio Out?
1	1	PFBA	213.0 > 168.8	7951.259	8462.686	1.00	1.29	11.745	10.0	100.0	NO		
2	2	PFPeA	263.1 > 218.9	10472.825	13136.091	1.00	2.28	9.966	9.9	98.9	NO		
3	3	PFBS	299.0 > 79.7	2734.305	1780.958	1.00	2.58	19.191	10.0	100.5	NO	2.918	NO
4	4	4:2 FTS	327.2>307.2	2820.864	3742.945	1.00	2.99	9.421	10.6	105.5	NO	2.032	NO
5	5	PFHxA	313 > 269	15712.585	8018.436	1.00	3.08	9.798	10.5	104.7	NO	15.015	NO
6	6	PFPeS	349.1>80.1	1832.006	1780.958	1.00	3.29	12.858	9.7	96.9	NO	1.314	NO
7	36	13C3-PFBA	216.1 > 171.8	8462.686	11008.604	1.00	1.29	9.609	12.3	98.2	NO		
8	37	13C3-PFPeA	266. > 221.8	13136.091	20800.117	1.00	2.28	7.894	12.6	100.9	NO		
9	38	13C3-PFBS	302. > 98.8	1780.958	3345.288	1.00	2.58	6.655	12.5	99.7	NO		
10	39	13C2-4:2 FTS	329.2>308.9	3742.945	3345.288	1.00	2.99	13.986	13.2	105.2	NO		
11	40	13C2-PFHxA	315 > 270	8018.436	20800.117	1.00	3.08	4.819	4.8	95.1	NO		
12	38	13C3-PFBS	302. > 98.8	1780.958	3345.288	1.00	2.58	6.655	12.5	99.7	NO		
13	-1												
14	10	6:2 FTS	427.1 > 407	3281.890	3615.638	1.00	4.18	11.346	11.2	111.5	NO	3.068	NO
15	7	PFHpA	363.0 > 318.9	12042.725	11772.692	1.00	3.71	12.787	10.0	100.0	NO	18.230	NO
16	8	L-PFHxS	398.9 > 79.6	2335.988	1511.081	1.00	3.86	19.324	10.1	100.5	NO	1.836	NO
17	11	L-PFOA	412.8 > 368.9	19560.230	17268.936	1.00	4.24	14.159	10.3	103.1	NO	3.577	NO
18	13	PFHpS	449 > 80.0	2420.317	3590.752	1.00	4.35	8.426	10.3	102.5	NO	1.790	NO
19	14	PFNA	463.0 > 418.8	15762.193	17536.805	1.00	4.68	11.235	10.1	100.9	NO	4.800	NO
20	43	13C2-6:2 FTS	429.1 > 408.9	3615.638	3524.661	1.00	4.18	12.823	12.1	96.8	NO		
21	41	13C4-PFHpA	367.2 > 321.8	11772.692	20800.117	1.00	3.71	7.075	12.3	98.4	NO		
22	42	18O2-PFHxS	403.0 > 102.6	1511.081	3345.288	1.00	3.86	5.646	12.5	100.2	NO		
23	44	13C2-PFOA	414.9 > 369.7	17268.936	23150.658	1.00	4.24	9.324	12.3	98.1	NO		
24	47	13C8-PFOS	507.0 > 79.9	3590.752	3524.661	1.00	4.76	12.734	12.5	99.8	NO		
25	45	13C5-PFNA	468.2 > 422.9	17536.805	17844.143	1.00	4.68	12.285	12.9	102.9	NO		
26	-1												
27	15	PFOSA	497.9 > 77.9	5376.546	6484.110	1.00	4.74	10.365	9.8	98.3	NO	26.712	YES
28	16	L-PFOS	498.9 > 79.9	2904.502	3590.752	1.00	4.77	10.111	10.4	104.0	NO	1.950	NO
29	18	PFDA	513 > 468.8	15881.903	15696.401	1.00	5.06	12.648	9.9	99.4	NO	5.540	NO
30	19	8:2 FTS	527 > 506.9	3349.197	2618.460	1.00	5.03	15.988	10.3	103.5	NO	2.625	NO
31	20	PFNS	549.1 > 80.1	2125.819	3590.752	1.00	5.12	7.400	10.7	107.2	NO	1.552	NO
32	21	L-MeFOSAA	570 > 419	7697.901	6921.209	1.00	5.21	13.903	10.4	103.6	NO	2.472	NO
33	46	13C8-PFOSA	506.1 > 77.7	6484.110	20094.436	1.00	4.74	4.034	14.5	115.6	NO		
34	47	13C8-PFOS	507.0 > 79.9	3590.752	3524.661	1.00	4.76	12.734	12.5	99.8	NO		
35	48	13C2-PFDA	515.1 > 469.9	15696.401	16328.980	1.00	5.06	12.016	11.7	93.8	NO		
36	49	13C2-8:2 FTS	529.1 > 508.7	2618.460	3524.661	1.00	5.03	9.286	12.3	98.6	NO		

JCall 10/1/18

VBK 9/29/18

Dataset: F:\Projects\PFAS.PRO\Results\180928M1\180928M1-51.qld

Last Altered: Saturday, September 29, 2018 17:17:11 Pacific Daylight Time
Printed: Saturday, September 29, 2018 17:18:08 Pacific Daylight Time

Name: 180928M1_51, Date: 28-Sep-2018, Time: 20:15:51, ID: ST180928M1-4 PFC CS3 18I1706, Description: PFC CS3 18I1706

	#	Name	Trace	Area	IS Area	wt/vol	RT	Response	Conc.	%Rec	Recovery ...	Ion Ratio	Ratio Out?
37	47	13C8-PFOS	507.0 > 79.9	3590.752	3524.661	1.00	4.76	12.734	12.5	99.8	NO		
38	50	d3-N-MeFOSAA	573.3 > 419	6921.209	20094.436	1.00	5.21	4.305	11.9	95.6	NO		
39	-1												
40	23	L-EtFOSAA	584.1 > 419	6122.305	7584.237	1.00	5.37	10.091	9.3	93.0	NO	1.403	NO
41	27	PFDoA	612.9 > 569.0	23360.707	20926.605	1.00	5.68	13.954	10.6	105.9	NO	9.443	NO
42	26	PFDS	598.8 > 79.9	3049.139	3590.752	1.00	5.44	10.615	10.1	100.8	NO	1.606	NO
43	25	PFUdA	563.0 > 518.9	17677.619	21563.572	1.00	5.39	10.247	10.0	99.6	NO	12.756	NO
44	28	N-MeFOSA	512.1 > 168.9	8297.074	24430.678	1.00	5.75	50.943	52.0	104.1	NO	1.484	NO
45	29	PFTrDA	662.9 > 618.9	25139.814	20926.605	1.00	5.92	15.017	10.0	100.2	NO	31.621	NO
46	52	d5-N-EtFOSAA	589.3 > 419	7584.237	20094.436	1.00	5.37	4.718	12.7	101.5	NO		
47	53	13C2-PFDoA	615.0 > 569.7	20926.605	16328.980	1.00	5.67	16.020	12.4	98.9	NO		
48	47	13C8-PFOS	507.0 > 79.9	3590.752	3524.661	1.00	4.76	12.734	12.5	99.8	NO		
49	51	13C2-PFUdA	565 > 519.8	21563.572	20094.436	1.00	5.39	13.414	12.9	103.3	NO		
50	54	d3-N-MeFOSA	515.2 > 168.9	24430.678	20094.436	1.00	5.77	15.197	154.7	103.1	NO		
51	53	13C2-PFDoA	615.0 > 569.7	20926.605	16328.980	1.00	5.67	16.020	12.4	98.9	NO		
52	-1												
53	30	PFTeDA	712.8 > 669.0	24392.941	15032.778	1.00	6.14	20.283	11.8	117.7	NO	13.435	NO
54	31	N-EtFOSA	526.1 > 168.9	8691.687	29513.432	1.00	6.16	44.175	50.7	101.4	NO	1.494	NO
55	32	PFHxDA	813.1 > 768.6	12469.466	10241.313	1.00	6.47	6.088	9.5	94.9	NO	33.674	NO
56	33	PFODA	913.1 > 868.8	20488.012	10241.313	1.00	6.71	10.003	10.4	104.2	NO		
57	34	N-MeFOSE	616.1 > 58.9	6605.387	21004.346	1.00	6.34	47.172	52.1	104.1	NO		
58	35	N-EtFOSE	630.1 > 58.9	7397.576	22033.740	1.00	6.49	50.361	49.9	99.8	NO		
59	55	13C2-PFTeDA	714.8 > 669.6	15032.778	20094.436	1.00	6.14	9.351	10.6	85.1	NO		
60	56	d5-N-ETFOSA	531.1 > 168.9	29513.432	20094.436	1.00	6.17	18.359	159.4	106.3	NO		
61	57	13C2-PFHxDA	815 > 769.7	10241.313	20094.436	1.00	6.47	6.371	4.6	92.0	NO		
62	57	13C2-PFHxDA	815 > 769.7	10241.313	20094.436	1.00	6.47	6.371	4.6	92.0	NO		
63	58	d7-N-MeFOSE	623.1 > 58.9	21004.346	20094.436	1.00	6.32	13.066	160.9	107.2	NO		
64	59	d9-N-EtFOSE	639.2 > 58.8	22033.740	20094.436	1.00	6.48	13.706	165.2	110.1	NO		
65	-1												
66	60	13C4-PFBA	217. > 172	11008.604	11008.604	1.00	1.29	12.500	12.5	100.0	NO		
67	61	13C5-PFHxA	318 > 272.9	20800.117	20800.117	1.00	3.08	12.500	12.5	100.0	NO		
68	62	13C3-PFHxS	401.8 > 79.9	3345.288	3345.288	1.00	3.86	12.500	12.5	100.0	NO		
69	63	13C8-PFOA	420.9 > 376	23150.658	23150.658	1.00	4.24	12.500	12.5	100.0	NO		
70	64	13C9-PFNA	472.2 > 426.9	17844.143	17844.143	1.00	4.68	12.500	12.5	100.0	NO		
71	65	13C4-PFOS	503 > 79.9	3524.661	3524.661	1.00	4.76	12.500	12.5	100.0	NO		
72	66	13C6-PFDA	519.1 > 473.7	16328.980	16328.980	1.00	5.06	12.500	12.5	100.0	NO		

Dataset: F:\Projects\PFAS.PRO\Results\180928M1\180928M1-51.qld

Last Altered: Saturday, September 29, 2018 17:17:11 Pacific Daylight Time
Printed: Saturday, September 29, 2018 17:18:08 Pacific Daylight Time

Name: 180928M1_51, Date: 28-Sep-2018, Time: 20:15:51, ID: ST180928M1-4 PFC CS3 18I1706, Description: PFC CS3 18I1706

	#	Name	Trace	Area	IS Area	wt/vol	RT	Response	Conc.	%Rec	Recovery ...	Ion Ratio	Ratio Out?
73	67	13C7-PFUdA	570.1 > 524.8	20094.436	20094.436	1.00	5.39	12.500	12.5	100.0	NO		

Vista Analytical Laboratory

Dataset: Untitled

Last Altered: Sunday, September 30, 2018 09:41:52 Pacific Daylight Time
Printed: Sunday, September 30, 2018 09:43:27 Pacific Daylight Time

Method: F:\Projects\PFAS.PRO\MethDB\PFAS_FULL_80C_092818.mdb 29 Sep 2018 16:55:53
Calibration: F:\Projects\PFAS.PRO\CurveDB\C18_VAL-PFAS_Q4_09-27-18.cdb 28 Sep 2018 09:49:55

Compound name: PFBA

	#	Name	ID	Acq.Date	Acq.Time
1	1	180928M1_1	IPA	28-Sep-18	11:13:38
2	2	180928M1_2	ST180928M1-1 PFC CS0 18I1703	28-Sep-18	11:24:10
3	3	180928M1_3	IPA	28-Sep-18	11:34:48
4	4	180928M1_4	1802894-01 FM1808290925MK 0.02037	28-Sep-18	11:48:48
5	5	180928M1_5	1802894-02 SW1808290930MK 0.26376	28-Sep-18	11:59:22
6	6	180928M1_6	1802894-04 SW1808291435MK 0.25853	28-Sep-18	12:09:55
7	7	180928M1_7	1802895-01@5X 93789.17 5.06	28-Sep-18	12:20:33
8	8	180928M1_8	B8I0160-BS1 OPR 0.125	28-Sep-18	12:31:05
9	9	180928M1_9	B8I0160-BLK1 Method Blank 0.125	28-Sep-18	12:41:44
10	10	180928M1_10	B8I0160-MS1 Matrix Spike 0.11671	28-Sep-18	12:52:22
11	11	180928M1_11	B8I0160-MSD1 Matrix Spike Dup 0.11797	28-Sep-18	13:02:55
12	12	180928M1_12	1803102-01 OF-INF01-092018 0.11589	28-Sep-18	13:13:34
13	13	180928M1_13	1803102-02 OF-SAC01-092018 0.11487	28-Sep-18	13:24:12
14	14	180928M1_14	1803102-03 OF-MID01-092018 0.1169	28-Sep-18	13:34:45
15	15	180928M1_15	1803102-04 OF-EFF01-092018 0.11584	28-Sep-18	13:45:23
16	16	180928M1_16	1803102-05 OF-INF01-WT-092018 0.11...	28-Sep-18	14:04:29
17	17	180928M1_17	1803102-06 OF-MID01-WT-092018 0.1...	28-Sep-18	14:15:03
18	18	180928M1_18	IPA	28-Sep-18	14:25:41
19	19	180928M1_19	ST180928M1-2 PFC CS3 18I1706	28-Sep-18	14:36:14
20	20	180928M1_20	1803102-07 OF-EFF01-WT-092018 0.1...	28-Sep-18	14:46:53
21	21	180928M1_21	1803102-08 OF-EFF01P-WT-092018 0....	28-Sep-18	14:57:25
22	22	180928M1_22	1803102-09 OF-FB01-WT-092018 0.11...	28-Sep-18	15:08:03
23	23	180928M1_23	B8I0165-BS1 OPR 1	28-Sep-18	15:18:37
24	24	180928M1_24	B8I0165-BLK1 Method Blank 1	28-Sep-18	15:29:16
25	25	180928M1_25	B8I0165-MS1 Matrix Spike 1.32	28-Sep-18	15:39:49
26	26	180928M1_26	B8I0165-MSD1 Matrix Spike Dup 1.31	28-Sep-18	15:50:27
27	27	180928M1_27	1802726-01RE1 DPT-10 (1.5-2.2) 1.09	28-Sep-18	16:01:00
28	28	180928M1_28	1802726-03RE1 DPT-09 (6.9-7.9) 1.14	28-Sep-18	16:12:04
29	29	180928M1_29	1802726-05RE1 DPT-08 (4.1-5.1) 1.28	28-Sep-18	16:22:40
30	30	180928M1_30	1802726-08RE1 DPT-05 (5-6) 1.39	28-Sep-18	16:33:14
31	31	180928M1_31	1802726-09RE1 DPT-05 (8-9) 1.23	28-Sep-18	16:43:52
32	32	180928M1_32	1802726-10RE1 DPT-03 (0-1) 1.11	28-Sep-18	16:54:25

Quantify Compound Summary Report **MassLynx MassLynx V4.1 SCN945 SCN960**
Vista Analytical Laboratory

Dataset: Untitled

Last Altered: Sunday, September 30, 2018 09:41:52 Pacific Daylight Time
Printed: Sunday, September 30, 2018 09:43:27 Pacific Daylight Time

Compound name: PFBA

	#	Name	ID	Acq.Date	Acq.Time
33	33	180928M1_33	1802726-13RE1 DPT-01 (7-8) 1.35	28-Sep-18	17:05:04
34	34	180928M1_34	1802726-15RE1 DPT-02 (9-10) 1.12	28-Sep-18	17:15:36
35	35	180928M1_35	IPA	28-Sep-18	17:26:15
36	36	180928M1_36	ST180928M1-3 PFC CS3 18I1706	28-Sep-18	17:36:47
37	37	180928M1_37	1802726-16RE1 DPT-02 (13-14) 1.17	28-Sep-18	17:47:25
38	38	180928M1_38	1802726-18RE1 DPT-DUP 2 1.13	28-Sep-18	17:58:04
39	39	180928M1_39	B8I0191-BLK1 Method Blank 0.25	28-Sep-18	18:08:37
40	40	180928M1_40	B8I0191-BS1 OPR 0.25	28-Sep-18	18:19:15
41	41	180928M1_41	1803144-01 WMP1809241105PT 0.244...	28-Sep-18	18:29:48
42	42	180928M1_42	1803144-02 WMP1809241112PT 0.248...	28-Sep-18	18:40:27
43	43	180928M1_43	1803144-03 WMP1809241117PT 0.248...	28-Sep-18	18:51:00
44	44	180928M1_44	1803146-01 GW1809210945MK 0.25567	28-Sep-18	19:01:39
45	45	180928M1_45	1803146-02 GW1809211100MK 0.24701	28-Sep-18	19:12:17
46	46	180928M1_46	1802900-01@5X PW1809041355GC 0....	28-Sep-18	19:22:51
47	47	180928M1_47	IPA	28-Sep-18	19:33:29
48	48	180928M1_48	1802900-02 PW1809041415GC 0.22528	28-Sep-18	19:44:01
49	49	180928M1_49	1802900-03@5X PW1809041445GC 0....	28-Sep-18	19:54:40
50	50	180928M1_50	IPA	28-Sep-18	20:05:18
51	51	180928M1_51	ST180928M1-4 PFC CS3 18I1706	28-Sep-18	20:15:51
52	52	180928M1_52	B8I0130-BS1 OPR 1	28-Sep-18	20:26:30
53	53	180928M1_53	B8I0130-BLK1 Method Blank 1	28-Sep-18	20:37:02
54	54	180928M1_54	B8I0130-MS1 Matrix Spike 1.09	28-Sep-18	20:47:41
55	55	180928M1_55	B8I0130-MSD1 Matrix Spike Dup 1.11	28-Sep-18	20:58:19
56	56	180928M1_56	1802992-08 18Q3SS035-TMW0401-S...	28-Sep-18	21:08:52
57	57	180928M1_57	1802992-09 18Q3SS035-TMW0402-S...	28-Sep-18	21:19:31
58	58	180928M1_58	1802992-10 18Q3SS035-TMW0301-S...	28-Sep-18	21:30:04
59	59	180928M1_59	1802992-11 18Q3SS035-TMW0302-SO...	28-Sep-18	21:40:42
60	60	180928M1_60	1802992-12 18Q3SS035-SB2503-SO-0...	28-Sep-18	21:51:15
61	61	180928M1_61	1802992-13 18Q3SS035-SB2603-SO-0...	28-Sep-18	22:01:54
62	62	180928M1_62	B8I0100-BS1 OPR 0.25	28-Sep-18	22:12:27
63	63	180928M1_63	B8I0100-BLK1 Method Blank 0.25	28-Sep-18	22:23:06
64	64	180928M1_64	1802982-01@10X FM1809061700GC 0...	28-Sep-18	22:33:44
65	65	180928M1_65	IPA	28-Sep-18	22:44:17
66	66	180928M1_66	ST180928M1-5 PFC CS0 18I1703	28-Sep-18	22:54:56
67	67	180928M1_67	ST180928M1-6 PFC CS3 18I1706	28-Sep-18	23:05:29
68	68	180928M1_68	1802982-02 SW1809061705GC 0.2508	28-Sep-18	23:16:08

Dataset: Untitled

Last Altered: Sunday, September 30, 2018 09:41:52 Pacific Daylight Time
Printed: Sunday, September 30, 2018 09:43:27 Pacific Daylight Time

Compound name: PFBA

	#	Name	ID	Acq.Date	Acq.Time
69	69	180928M1_69	B8I0081-BLK1 Method Blank 0.25	28-Sep-18	23:26:41
70	70	180928M1_70	B8I0081-BS1 OPR 0.25	28-Sep-18	23:37:19
71	71	180928M1_71	1802896-01 Bemidji Pilot APR2 lead 0.2...	28-Sep-18	23:47:52
72	72	180928M1_72	1802896-02 Bemidji Pilot PSR2 + 0.25556	28-Sep-18	23:58:30
73	73	180928M1_73	1802896-03 Bemidji Pilot APR2 Lag 0.257	29-Sep-18	00:09:03
74	74	180928M1_74	1802896-04 Bemidji Pilot PSR2 + Lag 0....	29-Sep-18	00:19:42
75	75	180928M1_75	1802909-01 SWIN1808301300GGA 0.2...	29-Sep-18	00:30:15
76	76	180928M1_76	1802909-02 SWEF1808301310GGA 0....	29-Sep-18	00:40:53
77	77	180928M1_77	B8I0208-BS1 OPR 0.125	29-Sep-18	00:51:27
78	78	180928M1_78	B8I0208-BLK1 Method Blank 0.125	29-Sep-18	01:02:06
79	79	180928M1_79	1803074-01@250 S-W FIRE SYSTEM ...	29-Sep-18	01:12:44
80	80	180928M1_80	1803074-01@500 S-W FIRE SYSTEM ...	29-Sep-18	01:23:17
81	81	180928M1_81	1803074-01@1000 S-W FIRE SYSTEM...	29-Sep-18	01:33:55
82	82	180928M1_82	IPA	29-Sep-18	01:44:28
83	83	180928M1_83	ST180928M1-7 PFC CS3 18I1706	29-Sep-18	01:55:06
84	84	180928M1_84	B8I0138-BLK1 Method Blank 0.25	29-Sep-18	02:05:39
85	85	180928M1_85	B8I0138-BS1 OPR 0.25	29-Sep-18	02:16:17
86	86	180928M1_86	1803006-01 1809346-01A 0.23756	29-Sep-18	02:26:50
87	87	180928M1_87	1803006-02 1809346-02A 0.24166	29-Sep-18	02:37:29
88	88	180928M1_88	1803007-01 1809347-01A 0.22883	29-Sep-18	02:47:59
89	89	180928M1_89	1803007-02 1809347-02A 0.23027	29-Sep-18	02:58:37
90	90	180928M1_90	1803007-03 1809347-03A 0.25431	29-Sep-18	03:09:10
91	91	180928M1_91	1803031-01 SWIN1809100900GGA 0.2...	29-Sep-18	03:19:48
92	92	180928M1_92	1803031-02 SWEF1809100930GGA 0....	29-Sep-18	03:30:21
93	93	180928M1_93	1803033-01 SWIN1809081500GGA 0.2...	29-Sep-18	03:40:59
94	94	180928M1_94	1803033-02 SWEF1809081510GGA 0....	29-Sep-18	03:51:32
95	95	180928M1_95	1803047-01 SW1809131040SK 0.24106	29-Sep-18	04:02:10
96	96	180928M1_96	IPA	29-Sep-18	04:12:43
97	97	180928M1_97	ST180928M1-8 PFC CS3 18I1706	29-Sep-18	04:23:21
98	98	180928M1_98	1803047-02 SW1809131055SK 0.23748	29-Sep-18	04:34:00
99	99	180928M1_99	1803047-03 SW1809131140SK 0.24539	29-Sep-18	04:44:32
100	1...	180928M1_100	1803047-04 SW1809131210SK 0.24305	29-Sep-18	04:55:11
101	1...	180928M1_101	IPA	29-Sep-18	05:05:49
102	1...	180928M1_102	ST180928M1-9 PFC CS3 18I1706	29-Sep-18	05:16:22
103	1...	180928M1_103	SALTWATER BLK QC	29-Sep-18	05:27:00
104	1...	180928M1_104	SALTWATER BS1 QC	29-Sep-18	05:37:34

Dataset: Untitled

Last Altered: Sunday, September 30, 2018 09:41:52 Pacific Daylight Time
Printed: Sunday, September 30, 2018 09:43:27 Pacific Daylight Time

Compound name: PFBA

	#	Name	ID	Acq.Date	Acq.Time
105	1...	180928M1_105	1 BLK	29-Sep-18	05:48:13
106	1...	180928M1_106	1 BS1	29-Sep-18	05:58:51
107	1...	180928M1_107	2 BLK	29-Sep-18	06:09:24
108	1...	180928M1_108	2 BS1	29-Sep-18	06:20:02
109	1...	180928M1_109	3 BLK	29-Sep-18	06:30:34
110	1...	180928M1_110	3 BS1	29-Sep-18	06:41:12
111	1...	180928M1_111	4 BLK	29-Sep-18	06:51:44
112	1...	180928M1_112	4 BS1	29-Sep-18	07:02:23
113	1...	180928M1_113	5 BLK	29-Sep-18	07:12:55
114	1...	180928M1_114	5 BS1	29-Sep-18	07:23:34
115	1...	180928M1_115	6 BLK	29-Sep-18	07:34:06
116	1...	180928M1_116	6 BS1	29-Sep-18	07:44:44
117	1...	180928M1_117	7 BLK	29-Sep-18	07:55:18
118	1...	180928M1_118	7 BS1	29-Sep-18	08:05:56

Vista Analytical Laboratory

Dataset: F:\Projects\PFAS.PRO\Results\180928M1\180928M1-51.qld

Last Altered: Saturday, September 29, 2018 17:17:11 Pacific Daylight Time
Printed: Saturday, September 29, 2018 17:18:08 Pacific Daylight Time

Method: F:\Projects\PFAS.PRO\MethDB\PFAS_FULL_80C_092818.mdb 29 Sep 2018 16:55:53
Calibration: F:\Projects\PFAS.PRO\CurveDB\C18_VAL-PFAS_Q4_09-27-18.cdb 28 Sep 2018 09:49:55

Name: 180928M1_51, Date: 28-Sep-2018, Time: 20:15:51, ID: ST180928M1-4 PFC CS3 18I1706, Description: PFC CS3 18I1706

PFBA
F2:MRM of 1 channel,ES-
213.0 > 168.8
7.566e+004

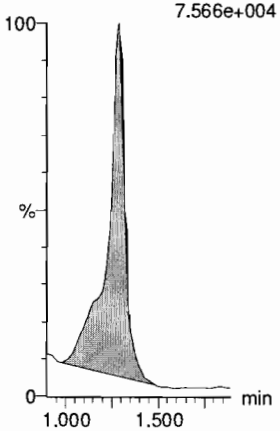

PFPeA
F5:MRM of 1 channel,ES-
263.1 > 218.9
2.038e+005

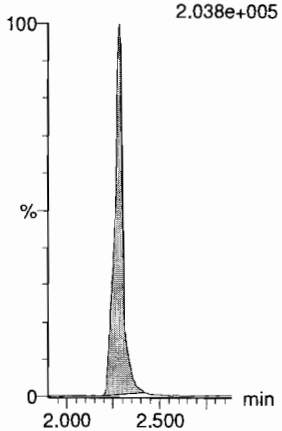

PFBS
F7:MRM of 2 channels,ES-
299.0 > 79.7
5.309e+004

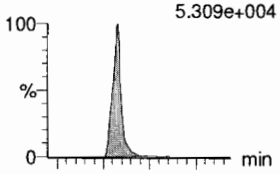

F7:MRM of 2 channels,ES-
299.0 > 99.0
1.817e+004

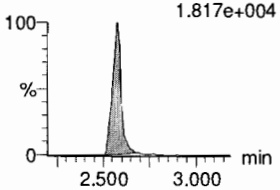

4:2 FTS
F12:MRM of 2 channels,ES-
327.2 > 307.2
6.773e+004

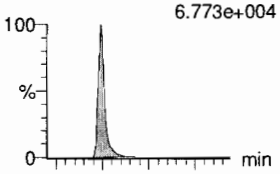

F12:MRM of 2 channels,ES-
327.2 > 81.1
3.232e+004

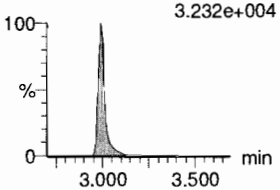

PFHxA
F9:MRM of 2 channels,ES-
313 > 269
3.298e+005

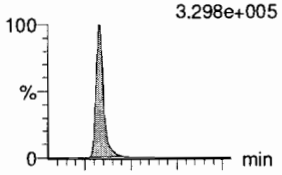

F9:MRM of 2 channels,ES-
313 > 118.9
2.219e+004

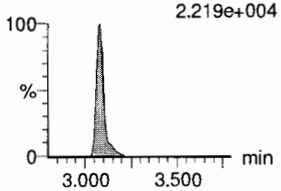

PFPeS
F15:MRM of 2 channels,ES-
349.1 > 80.1
4.658e+004

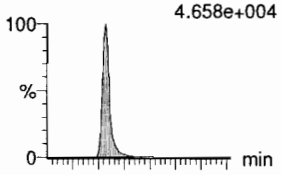

F15:MRM of 2 channels,ES-
349.1 > 99
3.507e+004

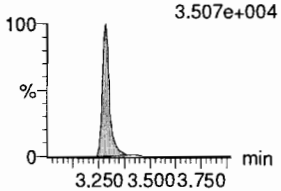

13C3-PFBA
F3:MRM of 1 channel,ES-
216.1 > 171.8
7.950e+004

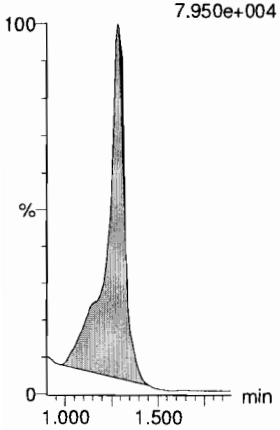

13C3-PFPeA
F6:MRM of 1 channel,ES-
266. > 221.8
2.483e+005

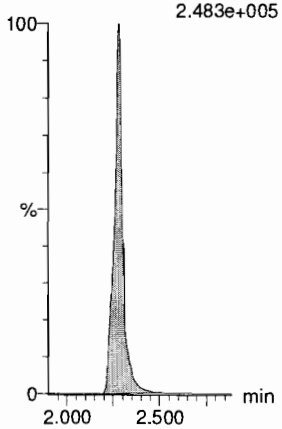

13C3-PFBS
F8:MRM of 1 channel,ES-
302. > 98.8
3.530e+004

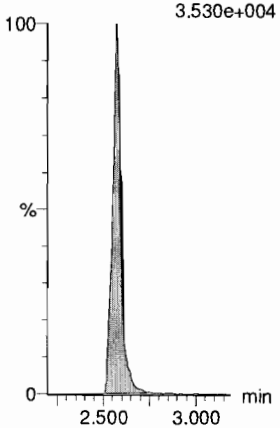

13C2-4:2 FTS
F13:MRM of 1 channel,ES-
329.2 > 308.9
8.726e+004

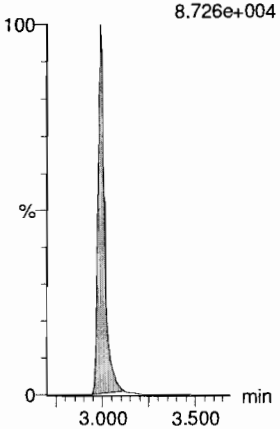

13C2-PFHxA
F10:MRM of 1 channel,ES-
315 > 270
1.691e+005

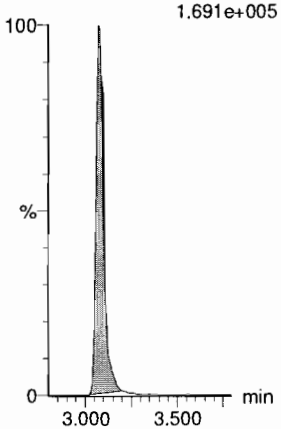

13C3-PFBS
F8:MRM of 1 channel,ES-
302. > 98.8
3.530e+004

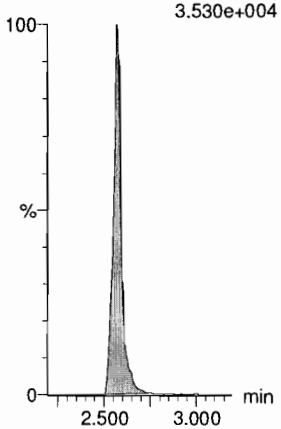

Dataset: F:\Projects\PFAS.PRO\Results\180928M1\180928M1-51.qld

Last Altered: Saturday, September 29, 2018 17:17:11 Pacific Daylight Time
Printed: Saturday, September 29, 2018 17:18:08 Pacific Daylight Time

Name: 180928M1_51, Date: 28-Sep-2018, Time: 20:15:51, ID: ST180928M1-4 PFC CS3 18I1706, Description: PFC CS3 18I1706

6:2 FTS
F24:MRM of 2 channels,ES-
427.1 > 407
8.418e+004

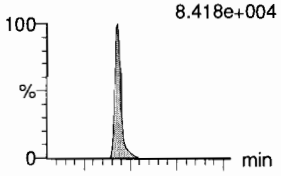

F24:MRM of 2 channels,ES-
427.1 > 80
2.741e+004

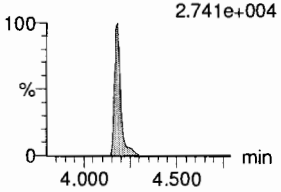

PFHpA
F16:MRM of 2 channels,ES-
363.0 > 318.9
2.873e+005

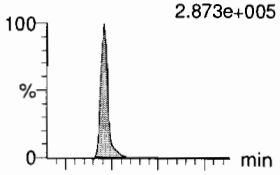

F16:MRM of 2 channels,ES-
363.0 > 169.0
1.573e+004

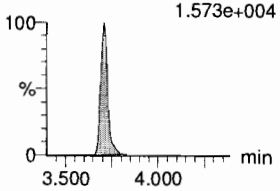

L-PFHxS
F18:MRM of 2 channels,ES-
398.9 > 79.6
4.809e+004

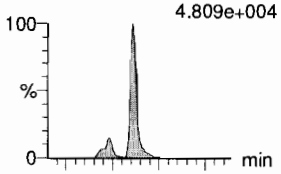

F18:MRM of 2 channels,ES-
398.9 > 99.0
2.562e+004

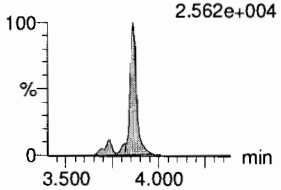

L-PFOA
F21:MRM of 2 channels,ES-
412.8 > 368.9
5.057e+005

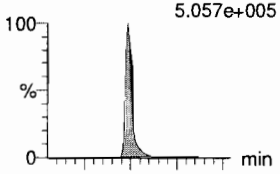

F21:MRM of 2 channels,ES-
412.8 > 169
1.439e+005

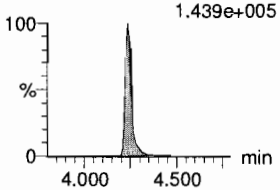

PFHpS
F26:MRM of 2 channels,ES-
449 > 80.0
5.291e+004

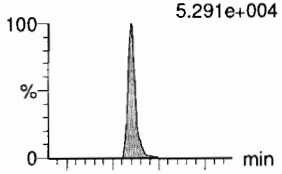

F26:MRM of 2 channels,ES-
449 > 98.7
2.949e+004

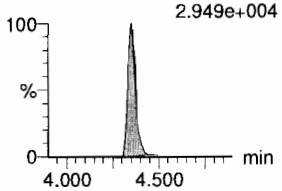

PFNA
F27:MRM of 2 channels,ES-
463.0 > 418.8
3.920e+005

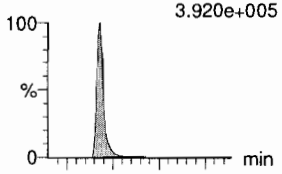

F27:MRM of 2 channels,ES-
463.0 > 219.0
8.178e+004

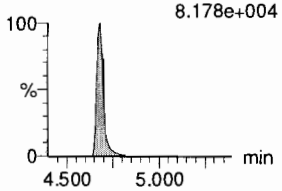

13C2-6:2 FTS
F25:MRM of 1 channel,ES-
429.1 > 408.9
9.200e+004

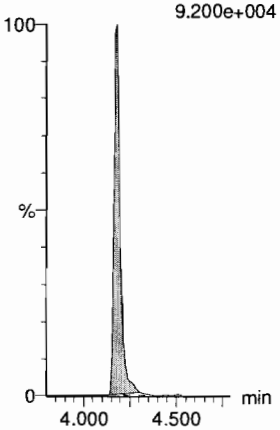

13C4-PFHpA
F17:MRM of 1 channel,ES-
367.2 > 321.8
2.815e+005

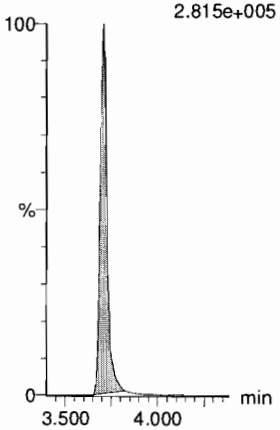

18O2-PFHxS
F20:MRM of 1 channel,ES-
403.0 > 102.6
3.818e+004

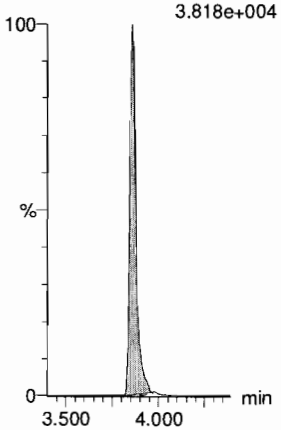

13C2-PFOA
F22:MRM of 1 channel,ES-
414.9 > 369.7
4.418e+005

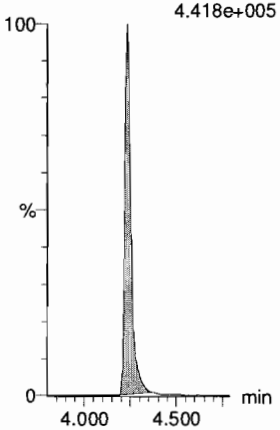

13C8-PFOS
F35:MRM of 1 channel,ES-
507.0 > 79.9
7.401e+004

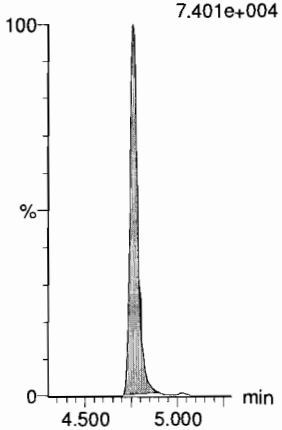

13C5-PFNA
F28:MRM of 1 channel,ES-
468.2 > 422.9
4.329e+005

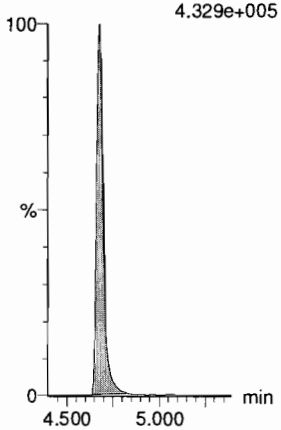

Dataset: F:\Projects\PFAS.PRO\Results\180928M1\180928M1-51.qld

Last Altered: Saturday, September 29, 2018 17:17:11 Pacific Daylight Time
Printed: Saturday, September 29, 2018 17:18:08 Pacific Daylight Time

Name: 180928M1_51, Date: 28-Sep-2018, Time: 20:15:51, ID: ST180928M1-4 PFC CS3 18I1706, Description: PFC CS3 18I1706

PFOSA
F30:MRM of 2 channels,ES-
497.9 > 77.9
1.190e+005

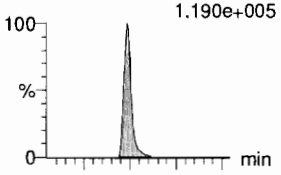

L-PFOS
F32:MRM of 2 channels,ES-
498.9 > 79.9
4.874e+004

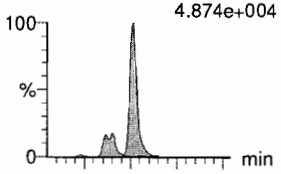

PFDA
F37:MRM of 2 channels,ES-
513 > 468.8
3.650e+005

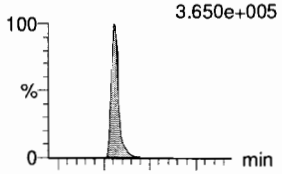

8:2 FTS
F42:MRM of 2 channels,ES-
527 > 506.9
7.636e+004

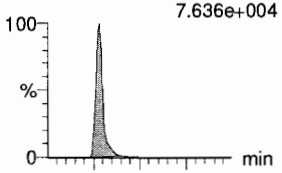

PFNS
F45:MRM of 2 channels,ES-
549.1 > 80.1
4.334e+004

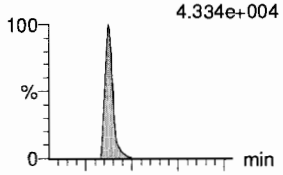

L-MeFOSAA
F48:MRM of 2 channels,ES-
570 > 419
1.388e+005

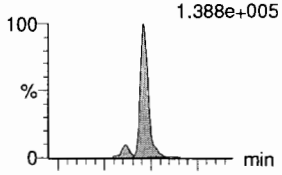

F30:MRM of 2 channels,ES-
497.9 > 169
4.947e+003

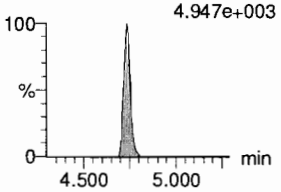

F32:MRM of 2 channels,ES-
498.9 > 99
2.710e+004

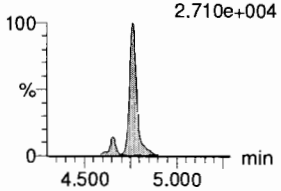

F37:MRM of 2 channels,ES-
513 > 219
6.660e+004

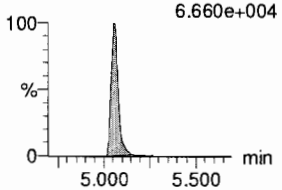

F42:MRM of 2 channels,ES-
527 > 80
2.852e+004

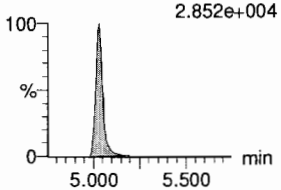

F45:MRM of 2 channels,ES-
549.1 > 99.1
2.782e+004

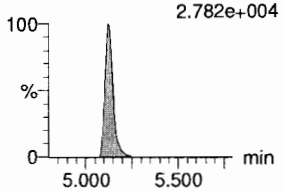

F48:MRM of 2 channels,ES-
570. > 512
5.110e+004

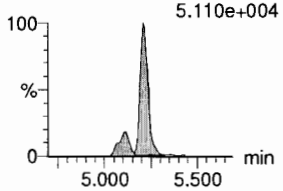

13C8-PFOSA
F34:MRM of 1 channel,ES-
506.1 > 77.7
1.447e+005

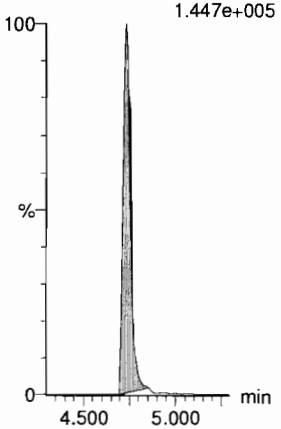

13C8-PFOS
F35:MRM of 1 channel,ES-
507.0 > 79.9
7.401e+004

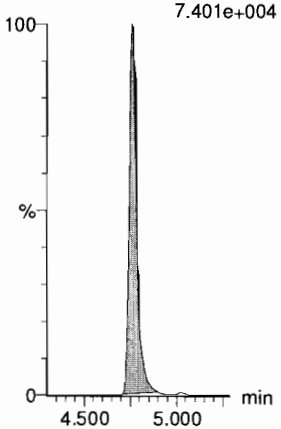

13C2-PFDA
F38:MRM of 1 channel,ES-
515.1 > 469.9
3.558e+005

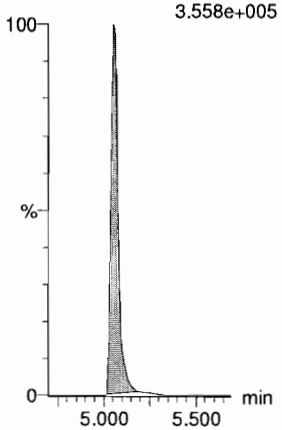

13C2-8:2 FTS
F43:MRM of 1 channel,ES-
529.1 > 508.7
5.981e+004

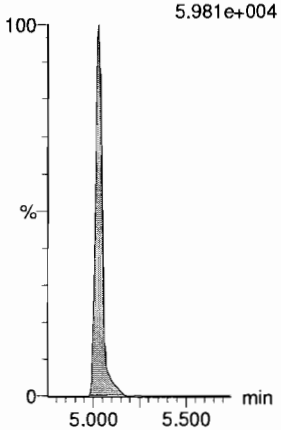

13C8-PFOS
F35:MRM of 1 channel,ES-
507.0 > 79.9
7.401e+004

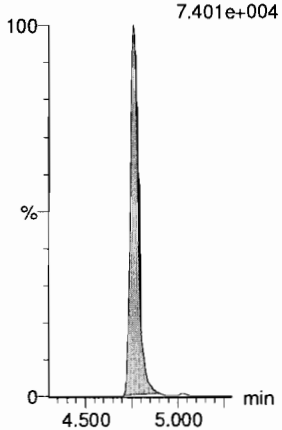

d3-N-MeFOSAA
F50:MRM of 1 channel,ES-
573.3 > 419
1.409e+005

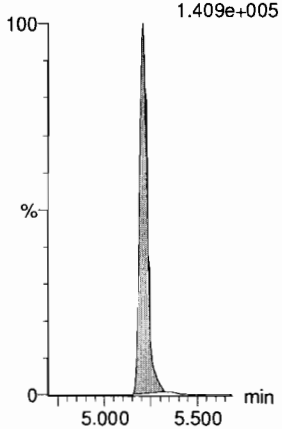

Vista Analytical Laboratory

Dataset: F:\Projects\PFAS.PRO\Results\180928M1\180928M1-51.qld

Last Altered: Saturday, September 29, 2018 17:17:11 Pacific Daylight Time
Printed: Saturday, September 29, 2018 17:18:08 Pacific Daylight Time

Name: 180928M1_51, Date: 28-Sep-2018, Time: 20:15:51, ID: ST180928M1-4 PFC CS3 18I1706, Description: PFC CS3 18I1706

L-EtFOSAA
F51:MRM of 2 channels,ES-
584.1 > 419
1.096e+005

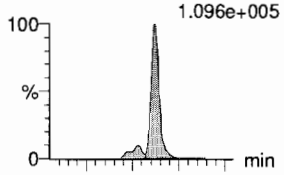

F51:MRM of 2 channels,ES-
584.1 > 526
6.941e+004

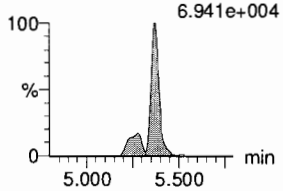

PFDoA
F54:MRM of 4 channels,ES-
612.9 > 569.0
4.826e+005

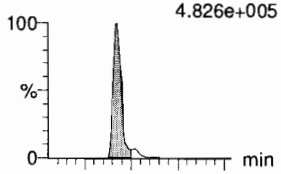

F54:MRM of 4 channels,ES-
612.9 > 318.8
5.143e+004

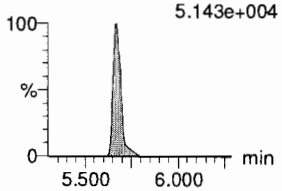

PFDS
F53:MRM of 2 channels,ES-
598.8 > 79.9
6.761e+004

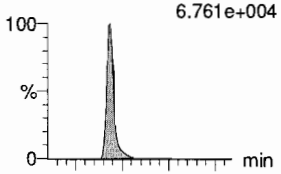

F53:MRM of 2 channels,ES-
598.8 > 98.9
4.080e+004

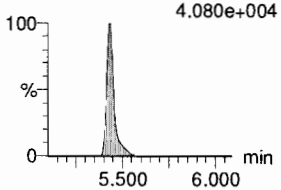

PFUdA
F46:MRM of 2 channels,ES-
563.0 > 518.9
3.698e+005

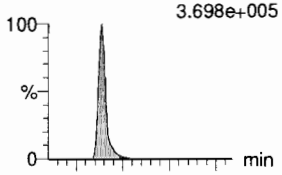

F46:MRM of 2 channels,ES-
563.0 > 269
2.934e+004

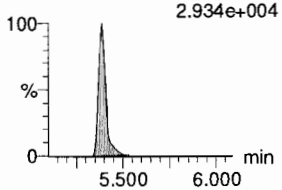

N-MeFOSA
F36:MRM of 2 channels,ES-
512.1 > 168.9
1.842e+005

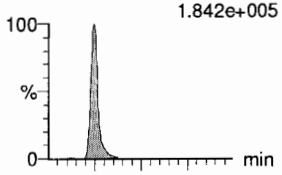

F36:MRM of 2 channels,ES-
512.1 > 219
1.240e+005

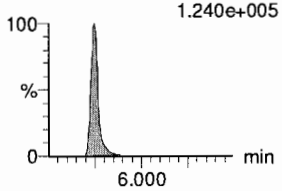

PFTrDA
F60:MRM of 2 channels,ES-
662.9 > 618.9
5.543e+005

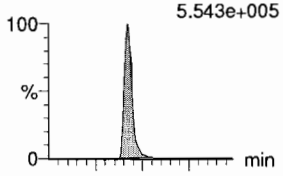

F60:MRM of 2 channels,ES-
662.9 > 319
1.746e+004

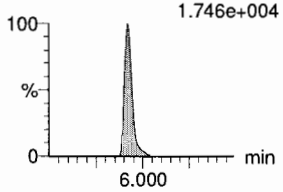

d5-N-EtFOSAA
F52:MRM of 1 channel,ES-
589.3 > 419
1.522e+005

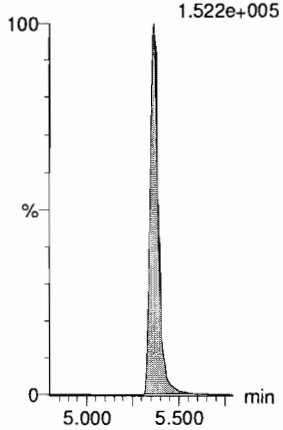

13C2-PFDoA
F55:MRM of 2 channels,ES-
615.0 > 569.7
4.339e+005

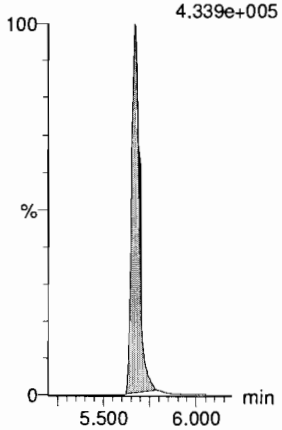

13C8-PFOS
F35:MRM of 1 channel,ES-
507.0 > 79.9
7.401e+004

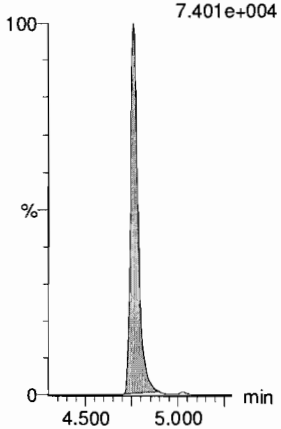

13C2-PFUdA
F47:MRM of 1 channel,ES-
565 > 519.8
4.460e+005

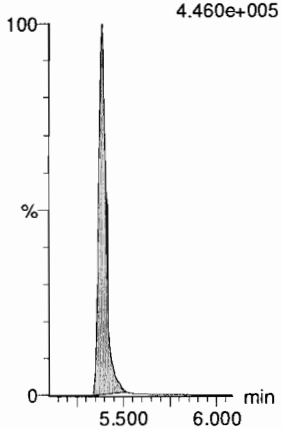

d3-N-MeFOSA
F39:MRM of 1 channel,ES-
515.2 > 168.9
5.656e+005

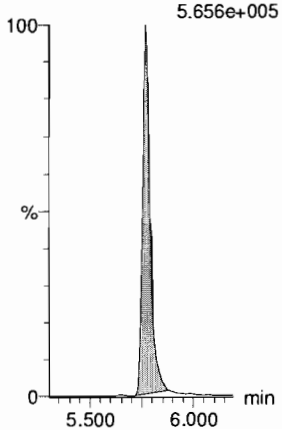

13C2-PFDoA
F55:MRM of 2 channels,ES-
615.0 > 569.7
4.339e+005

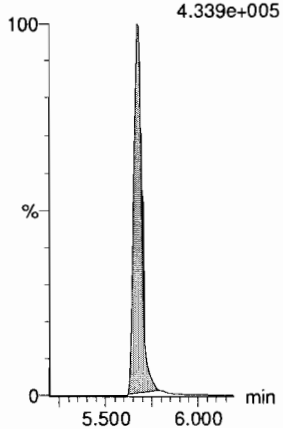

Dataset: F:\Projects\PFAS.PRO\Results\180928M1\180928M1-51.qld

Last Altered: Saturday, September 29, 2018 17:17:11 Pacific Daylight Time
Printed: Saturday, September 29, 2018 17:18:08 Pacific Daylight Time

Name: 180928M1_51, Date: 28-Sep-2018, Time: 20:15:51, ID: ST180928M1-4 PFC CS3 18I1706, Description: PFC CS3 18I1706

PFTeDA
F61:MRM of 2 channels,ES-
712.8 > 669.0
5.562e+005

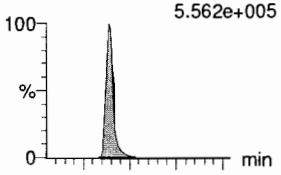

F61:MRM of 2 channels,ES-
712.8 > 368.9
4.177e+004

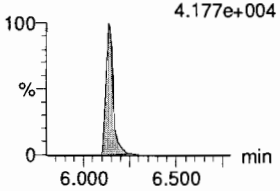

N-EtFOSA
F41:MRM of 2 channels,ES-
526.1 > 168.9
1.908e+005

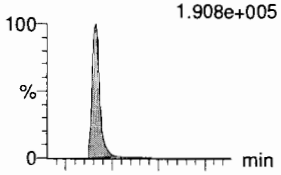

F41:MRM of 2 channels,ES-
526.1 > 219
1.281e+005

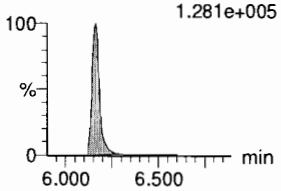

PFHxDA
F63:MRM of 2 channels,ES-
813.1 > 768.6
2.604e+005

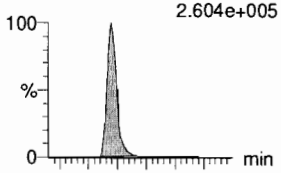

F63:MRM of 2 channels,ES-
813.1 > 219
7.899e+003

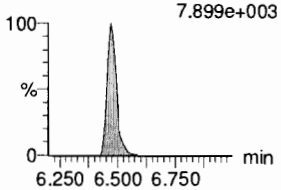

PFODA
F65:MRM of 1 channel,ES-
913.1 > 868.8
4.838e+005

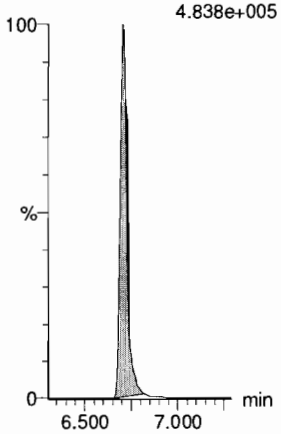

N-MeFOSE
F56:MRM of 1 channel,ES-
616.1 > 58.9
1.326e+005

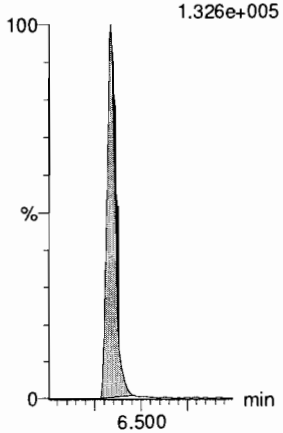

N-EtFOSE
F58:MRM of 1 channel,ES-
630.1 > 58.9
1.558e+005

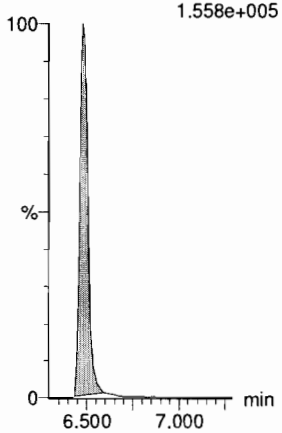

13C2-PFTeDA
F62:MRM of 2 channels,ES-
714.8 > 669.6
3.474e+005

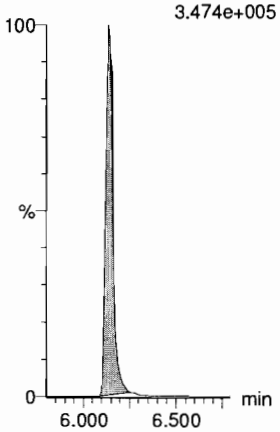

d5-N-ETFOSA
F44:MRM of 1 channel,ES-
531.1 > 168.9
6.302e+005

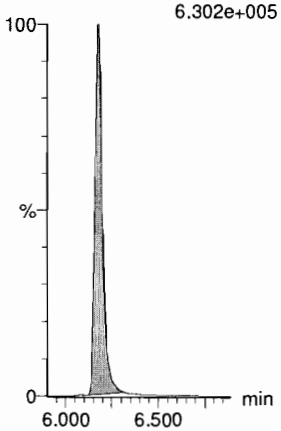

13C2-PFHxDA
F64:MRM of 1 channel,ES-
815 > 769.7
2.117e+005

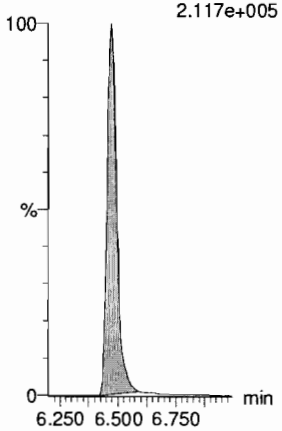

13C2-PFHxDA
F64:MRM of 1 channel,ES-
815 > 769.7
2.117e+005

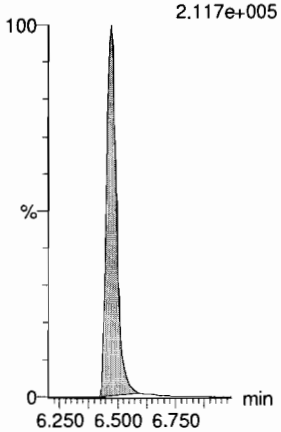

d7-N-MeFOSE
F57:MRM of 1 channel,ES-
623.1 > 58.9
4.191e+005

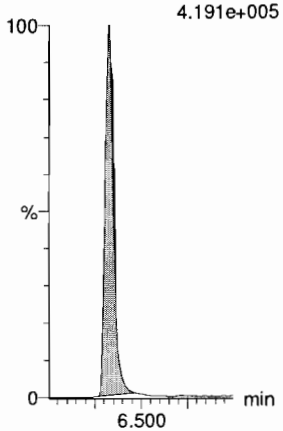

d9-N-EtFOSE
F59:MRM of 1 channel,ES-
639.2 > 58.8
4.530e+005

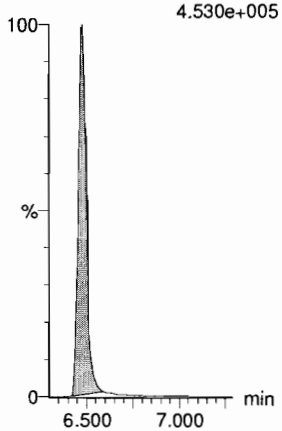

Dataset: F:\Projects\PFAS.PRO\Results\180928M1\180928M1-51.qld

Last Altered: Saturday, September 29, 2018 17:17:11 Pacific Daylight Time
Printed: Saturday, September 29, 2018 17:18:08 Pacific Daylight Time

Name: 180928M1_51, Date: 28-Sep-2018, Time: 20:15:51, ID: ST180928M1-4 PFC CS3 18I1706, Description: PFC CS3 18I1706

13C4-PFBA

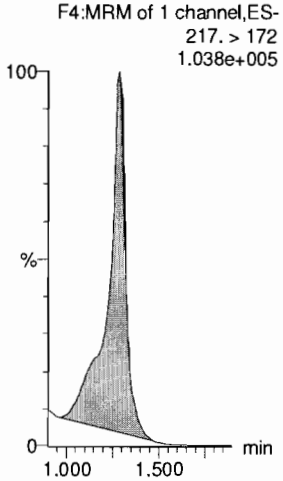

13C5-PFHxA

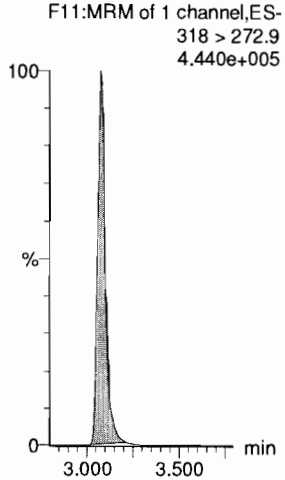

13C3-PFHxS

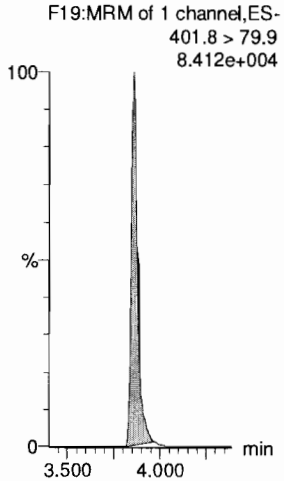

13C8-PFOA

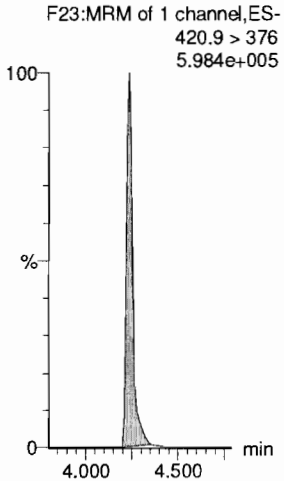

13C9-PFNA

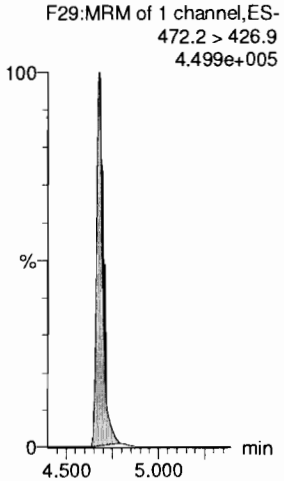

13C4-PFOS

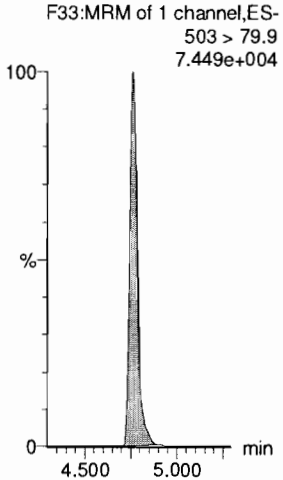

13C6-PFDA

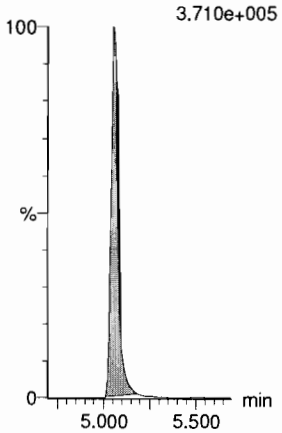

13C7-PFUdA

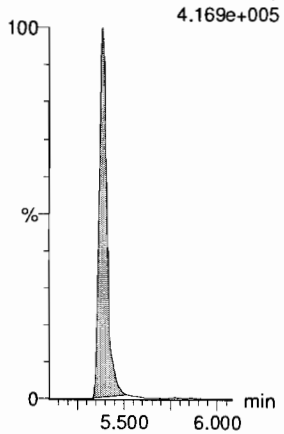

INITIAL CALIBRATION

Quantify Compound Summary Report **MassLynx MassLynx V4.1 SCN 945**
Vista Analytical Laboratory

low pt
no low pts dropped

high pt
4:2FTS =106
6:2FTS
8:2FTS

Dataset: Z:\Projects\PFAS.PRO\Results\180925M1\180925M1-CRV.qld

Last Altered: Wednesday, September 26, 2018 10:07:47 Pacific Daylight Time
Printed: Wednesday, September 26, 2018 10:29:13 Pacific Daylight Time

Method: Z:\Projects\PFAS.PRO\MethDB\PFAS_FULL_80C_092518.mdb 26 Sep 2018 09:51:35
Calibration: Z:\Projects\PFAS.PRO\CurveDB\C18_VAL-PFAS_Q4_09-25-18.cdb 26 Sep 2018 10:07:46

AD 9/26/18

Compound name: PFBA
Correlation coefficient: r = 0.999966, r^2 = 0.999931
Calibration curve: 1.14427 * x + -0.0314006
Response type: Internal Std (Ref 36), Area * (IS Conc. / IS Area)
Curve type: Linear, Origin: Exclude, Weighting: 1/x, Axis trans: None

	#	Name	Type	Std. Conc	RT	Area	IS Area	Response	Conc.	%Dev	Conc. Flag	CoD	CoD Flag	x=excluded
1	1	180925M1_2	Standard	0.250	1.50	211.961	10924.087	0.243	0.2	-4.2	NO	1.000	NO	MM
2	2	180925M1_3	Standard	0.500	1.50	449.373	11080.083	0.507	0.5	-5.9	NO	1.000	NO	MM
3	3	180925M1_4	Standard	1.000	1.48	1063.976	11757.066	1.131	1.0	1.6	NO	1.000	NO	MM
4	4	180925M1_5	Standard	2.000	1.46	2207.797	11730.012	2.353	2.1	4.2	NO	1.000	NO	bb
5	5	180925M1_6	Standard	5.000	1.46	5277.501	11642.954	5.666	5.0	-0.4	NO	1.000	NO	MM
6	6	180925M1_7	Standard	10.000	1.46	10963.149	11763.618	11.649	10.2	2.1	NO	1.000	NO	bb
7	7	180925M1_8	Standard	50.000	1.46	56291.254	12100.432	58.150	50.8	1.7	NO	1.000	NO	bb
8	8	180925M1_9	Standard	100.000	1.45	111293.820	11972.737	116.195	101.6	1.6	NO	1.000	NO	bb
9	9	180925M1_10	Standard	250.000	1.46	264506.875	11565.657	285.875	249.9	-0.1	NO	1.000	NO	bb
10	10	180925M1_11	Standard	500.000	1.45	508820.438	11173.688	569.217	497.5	-0.5	NO	1.000	NO	bb

9/26/18

Compound name: PFPeA
Coefficient of Determination: R^2 = 0.999968
Calibration curve: -4.72857e-005 * x^2 + 1.01029 * x + 0.0185843
Response type: Internal Std (Ref 37), Area * (IS Conc. / IS Area)
Curve type: 2nd Order, Origin: Exclude, Weighting: 1/x, Axis trans: None

	#	Name	Type	Std. Conc	RT	Area	IS Area	Response	Conc.	%Dev	Conc. Flag	CoD	CoD Flag	x=excluded
1	1	180925M1_2	Standard	0.250	2.49	301.305	12960.684	0.291	0.3	7.7	NO	1.000	NO	bb
2	2	180925M1_3	Standard	0.500	2.49	507.563	12399.469	0.512	0.5	-2.4	NO	1.000	NO	bb
3	3	180925M1_4	Standard	1.000	2.47	1122.621	13656.261	1.028	1.0	-0.1	NO	1.000	NO	bb
4	4	180925M1_5	Standard	2.000	2.46	2166.339	13051.423	2.075	2.0	1.8	NO	1.000	NO	bb
5	5	180925M1_6	Standard	5.000	2.46	5071.616	13257.374	4.782	4.7	-5.7	NO	1.000	NO	bb
6	6	180925M1_7	Standard	10.000	2.46	10436.083	13193.188	9.888	9.8	-2.3	NO	1.000	NO	bb
7	7	180925M1_8	Standard	50.000	2.45	54807.965	13464.043	50.884	50.5	0.9	NO	1.000	NO	MM
8	8	180925M1_9	Standard	100.000	2.45	105547.016	13108.177	100.650	100.1	0.1	NO	1.000	NO	bb
9	9	180925M1_10	Standard	250.000	2.45	243028.953	12170.757	249.603	250.0	-0.0	NO	1.000	NO	bb

Dataset: Z:\Projects\PFAS.PRO\Results\180925M1\180925M1-CRV.qld

Last Altered: Wednesday, September 26, 2018 10:07:47 Pacific Daylight Time
Printed: Wednesday, September 26, 2018 10:29:13 Pacific Daylight Time

Compound name: PFPeA

	#	Name	Type	Std. Conc	RT	Area	IS Area	Response	Conc.	%Dev	Conc. Flag	CoD	CoD Flag	x=excluded
10	10	180925M1_11	Standard	500.000	2.45	447266.313	11333.484	493.302	500.0	-0.0	NO	1.000	NO	bb

Compound name: PFBS
Coefficient of Determination: R^2 = 0.999938
Calibration curve: -2.47279e-005 * x^2 + 1.84961 * x + -0.0279465
Response type: Internal Std (Ref 38), Area * (IS Conc. / IS Area)
Curve type: 2nd Order, Origin: Exclude, Weighting: 1/x, Axis trans: None

	#	Name	Type	Std. Conc	RT	Area	IS Area	Response	Conc.	%Dev	Conc. Flag	CoD	CoD Flag	x=excluded
1	1	180925M1_2	Standard	0.250	2.77	68.426	1800.185	0.475	0.3	8.8	NO	1.000	NO	bb
2	2	180925M1_3	Standard	0.500	2.77	132.082	1808.152	0.913	0.5	1.8	NO	1.000	NO	bb
3	3	180925M1_4	Standard	1.000	2.75	268.148	1978.346	1.694	0.9	-6.9	NO	1.000	NO	bb
4	4	180925M1_5	Standard	2.000	2.74	566.369	1855.407	3.816	2.1	3.9	NO	1.000	NO	bb
5	5	180925M1_6	Standard	5.000	2.74	1281.397	1831.846	8.744	4.7	-5.1	NO	1.000	NO	bb
6	6	180925M1_7	Standard	10.000	2.74	2693.626	1894.940	17.769	9.6	-3.8	NO	1.000	NO	bb
7	7	180925M1_8	Standard	50.000	2.74	14292.683	1901.282	93.967	50.9	1.7	NO	1.000	NO	MM
8	8	180925M1_9	Standard	100.000	2.74	27428.998	1865.916	183.750	99.5	-0.5	NO	1.000	NO	bb
9	9	180925M1_10	Standard	250.000	2.74	60086.930	1626.971	461.647	250.4	0.2	NO	1.000	NO	bb
10	10	180925M1_11	Standard	500.000	2.74	109303.039	1487.955	918.232	499.8	-0.0	NO	1.000	NO	bb

Compound name: 4:2 FTS
Coefficient of Determination: R^2 = 0.999022
Calibration curve: -0.00210845 * x^2 + 1.26787 * x + 0.0334478
Response type: Internal Std (Ref 39), Area * (IS Conc. / IS Area)
Curve type: 2nd Order, Origin: Exclude, Weighting: 1/x, Axis trans: None

	#	Name	Type	Std. Conc	RT	Area	IS Area	Response	Conc.	%Dev	Conc. Flag	CoD	CoD Flag	x=excluded
1	1	180925M1_2	Standard	0.250	3.18	60.550	2600.949	0.291	0.2	-18.7	NO	0.999	NO	bb
2	2	180925M1_3	Standard	0.500	3.18	122.244	2383.233	0.641	0.5	-4.1	NO	0.999	NO	bb
3	3	180925M1_4	Standard	1.000	3.16	323.264	2920.695	1.384	1.1	6.7	NO	0.999	NO	bb
4	4	180925M1_5	Standard	2.000	3.15	669.694	3049.019	2.746	2.1	7.3	NO	0.999	NO	MM
5	5	180925M1_6	Standard	5.000	3.14	1660.030	2984.987	6.952	5.5	10.1	NO	0.999	NO	MM
6	6	180925M1_7	Standard	10.000	3.15	3299.288	3265.271	12.630	10.1	1.1	NO	0.999	NO	bb
7	7	180925M1_8	Standard	50.000	3.14	16373.033	3631.075	56.364	48.3	-3.4	NO	0.999	NO	bb

Dataset: Z:\Projects\PFAS.PRO\Results\180925M1\180925M1-CRV.qld

Last Altered: Wednesday, September 26, 2018 10:07:47 Pacific Daylight Time
Printed: Wednesday, September 26, 2018 10:29:13 Pacific Daylight Time

Compound name: 4:2 FTS

	#	Name	Type	Std. Conc	RT	Area	IS Area	Response	Conc.	%Dev	Conc. Flag	CoD	CoD Flag	x=excluded
8	8	180925M1_9	Standard	100.000	3.15	30969.885	3632.131	106.583	101.0	1.0	NO	0.999	NO	MM
9	9	180925M1_10	Standard	250.000	3.14	65375.973	4700.372	173.859	211.5	-15.4	NO	0.999	NO	bbX
10	10	180925M1_11	Standard	500.000	3.14	119931.102	6478.753	231.393			NO	0.999	NO	MMXI

Compound name: PFHxA
Coefficient of Determination: R^2 = 0.999724
Calibration curve: -9.54512e-005 * x^2 + 0.962148 * x + 0.0245451
Response type: Internal Std (Ref 40), Area * (IS Conc. / IS Area)
Curve type: 2nd Order, Origin: Include, Weighting: 1/x, Axis trans: None

	#	Name	Type	Std. Conc	RT	Area	IS Area	Response	Conc.	%Dev	Conc. Flag	CoD	CoD Flag	x=excluded
1	1	180925M1_2	Standard	0.250	3.27	495.971	8820.765	0.281	0.3	6.7	NO	1.000	NO	MM
2	2	180925M1_3	Standard	0.500	3.27	868.345	9395.471	0.462	0.5	-9.0	NO	1.000	NO	MM
3	3	180925M1_4	Standard	1.000	3.25	2027.809	9677.298	1.048	1.1	6.4	NO	1.000	NO	bb
4	4	180925M1_5	Standard	2.000	3.24	3763.982	9666.945	1.947	2.0	-0.1	NO	1.000	NO	MM
5	5	180925M1_6	Standard	5.000	3.24	9125.321	9441.928	4.832	5.0	-0.0	NO	1.000	NO	bb
6	6	180925M1_7	Standard	10.000	3.24	19227.715	9602.077	10.012	10.4	3.9	NO	1.000	NO	bb
7	7	180925M1_8	Standard	50.000	3.23	95756.789	9743.646	49.138	51.3	2.6	NO	1.000	NO	bb
8	8	180925M1_9	Standard	100.000	3.24	186081.813	9604.347	96.874	101.7	1.7	NO	1.000	NO	bb
9	9	180925M1_10	Standard	250.000	3.23	416055.688	9083.638	229.014	243.9	-2.4	NO	1.000	NO	bb
10	10	180925M1_11	Standard	500.000	3.23	769215.563	8368.732	459.577	502.7	0.5	NO	1.000	NO	bb

Compound name: PFPeS
Coefficient of Determination: R^2 = 0.999712
Calibration curve: -0.000163499 * x^2 + 1.5223 * x + -0.0823742
Response type: Internal Std (Ref 38), Area * (IS Conc. / IS Area)
Curve type: 2nd Order, Origin: Exclude, Weighting: 1/x, Axis trans: None

	#	Name	Type	Std. Conc	RT	Area	IS Area	Response	Conc.	%Dev	Conc. Flag	CoD	CoD Flag	x=excluded
1	1	180925M1_2	Standard	0.250	3.47	51.410	1800.185	0.357	0.3	15.4	NO	1.000	NO	bb
2	2	180925M1_3	Standard	0.500	3.47	89.785	1808.152	0.621	0.5	-7.6	NO	1.000	NO	bb
3	3	180925M1_4	Standard	1.000	3.44	225.735	1978.346	1.426	1.0	-0.9	NO	1.000	NO	bb
4	4	180925M1_5	Standard	2.000	3.44	450.827	1855.407	3.037	2.0	2.5	NO	1.000	NO	bb
5	5	180925M1_6	Standard	5.000	3.43	1040.111	1831.846	7.097	4.7	-5.6	NO	1.000	NO	MM

Dataset: Z:\Projects\PFAS.PRO\Results\180925M1\180925M1-CRV.qld

Last Altered: Wednesday, September 26, 2018 10:07:47 Pacific Daylight Time
Printed: Wednesday, September 26, 2018 10:29:13 Pacific Daylight Time

Compound name: PFPeS

	#	Name	Type	Std. Conc	RT	Area	IS Area	Response	Conc.	%Dev	Conc. Flag	CoD	CoD Flag	x=excluded
6	6	180925M1_7	Standard	10.000	3.43	2267.812	1894.940	14.960	9.9	-1.1	NO	1.000	NO	MM
7	7	180925M1_8	Standard	50.000	3.43	11142.179	1901.282	73.254	48.4	-3.1	NO	1.000	NO	bb
8	8	180925M1_9	Standard	100.000	3.43	22142.609	1865.916	148.336	98.5	-1.5	NO	1.000	NO	bb
9	9	180925M1_10	Standard	250.000	3.43	49338.527	1626.971	379.067	256.1	2.4	NO	1.000	NO	bb
10	10	180925M1_11	Standard	500.000	3.43	85286.953	1487.955	716.478	497.3	-0.5	NO	1.000	NO	bb

Compound name: PFHpA
Correlation coefficient: r = 0.999910, r^2 = 0.999821
Calibration curve: 1.15891 * x + 0.0330484
Response type: Internal Std (Ref 41), Area * (IS Conc. / IS Area)
Curve type: Linear, Origin: Exclude, Weighting: 1/x, Axis trans: None

	#	Name	Type	Std. Conc	RT	Area	IS Area	Response	Conc.	%Dev	Conc. Flag	CoD	CoD Flag	x=excluded
1	1	180925M1_2	Standard	0.250	3.90	330.394	12253.047	0.337	0.3	4.9	NO	1.000	NO	MM
2	2	180925M1_3	Standard	0.500	3.90	583.014	12413.354	0.587	0.5	-4.4	NO	1.000	NO	bb
3	3	180925M1_4	Standard	1.000	3.88	1127.554	13068.171	1.079	0.9	-9.8	NO	1.000	NO	MM
4	4	180925M1_5	Standard	2.000	3.87	2477.255	12817.613	2.416	2.1	2.8	NO	1.000	NO	MM
5	5	180925M1_6	Standard	5.000	3.86	5920.087	12862.163	5.753	4.9	-1.3	NO	1.000	NO	bb
6	6	180925M1_7	Standard	10.000	3.87	12395.951	12907.523	12.005	10.3	3.3	NO	1.000	NO	MM
7	7	180925M1_8	Standard	50.000	3.86	62195.074	12891.759	60.305	52.0	4.0	NO	1.000	NO	bb
8	8	180925M1_9	Standard	100.000	3.86	117753.195	12616.847	116.663	100.6	0.6	NO	1.000	NO	bb
9	9	180925M1_10	Standard	250.000	3.86	266476.813	11417.628	291.738	251.7	0.7	NO	1.000	NO	bb
10	10	180925M1_11	Standard	500.000	3.86	479015.625	10427.980	574.195	495.4	-0.9	NO	1.000	NO	bb

Dataset: Z:\Projects\PFAS.PRO\Results\180925M1\180925M1-CRV.qld

Last Altered: Wednesday, September 26, 2018 10:07:47 Pacific Daylight Time
Printed: Wednesday, September 26, 2018 10:29:13 Pacific Daylight Time

Compound name: L-PFHxS
Coefficient of Determination: R^2 = 0.999779
Calibration curve: 0.000119815 * x^2 + 1.78607 * x + 0.000196509
Response type: Internal Std (Ref 42), Area * (IS Conc. / IS Area)
Curve type: 2nd Order, Origin: Include, Weighting: 1/x, Axis trans: None

	#	Name	Type	Std. Conc	RT	Area	IS Area	Response	Conc.	%Dev	Conc. Flag	CoD	CoD Flag	x=excluded
1	1	180925M1_2	Standard	0.250	4.04	59.837	1501.764	0.498	0.3	11.5	NO	1.000	NO	MM
2	2	180925M1_3	Standard	0.500	4.04	101.492	1488.131	0.853	0.5	-4.6	NO	1.000	NO	MM
3	3	180925M1_4	Standard	1.000	4.02	209.782	1594.772	1.644	0.9	-8.0	NO	1.000	NO	MM
4	4	180925M1_5	Standard	2.000	4.01	455.508	1473.046	3.865	2.2	8.2	NO	1.000	NO	MM
5	5	180925M1_6	Standard	5.000	4.01	1135.367	1636.891	8.670	4.9	-2.9	NO	1.000	NO	MM
6	6	180925M1_7	Standard	10.000	4.01	2209.115	1639.717	16.841	9.4	-5.8	NO	1.000	NO	MM
7	7	180925M1_8	Standard	50.000	4.01	11562.475	1559.618	92.671	51.7	3.4	NO	1.000	NO	MM
8	8	180925M1_9	Standard	100.000	4.01	22124.494	1578.761	175.173	97.4	-2.6	NO	1.000	NO	MM
9	9	180925M1_10	Standard	250.000	4.01	50751.367	1384.773	458.120	252.2	0.9	NO	1.000	NO	MM
10	10	180925M1_11	Standard	500.000	4.01	91761.773	1244.635	921.573	499.3	-0.1	NO	1.000	NO	MM

Compound name: 6:2 FTS
Coefficient of Determination: R^2 = 0.997399
Calibration curve: -0.00344782 * x^2 + 1.43792 * x + 0.0379507
Response type: Internal Std (Ref 43), Area * (IS Conc. / IS Area)
Curve type: 2nd Order, Origin: Include, Weighting: 1/x, Axis trans: None

	#	Name	Type	Std. Conc	RT	Area	IS Area	Response	Conc.	%Dev	Conc. Flag	CoD	CoD Flag	x=excluded
1	1	180925M1_2	Standard	0.250	4.36	70.433	2700.192	0.326	0.2	-19.8	NO	0.997	NO	bb
2	2	180925M1_3	Standard	0.500	4.36	190.222	2768.715	0.859	0.6	14.3	NO	0.997	NO	bd
3	3	180925M1_4	Standard	1.000	4.35	408.724	3295.870	1.550	1.1	5.4	NO	0.997	NO	bb
4	4	180925M1_5	Standard	2.000	4.34	721.910	3217.464	2.805	1.9	-3.3	NO	0.997	NO	MM
5	5	180925M1_6	Standard	5.000	4.34	2018.806	3250.074	7.764	5.4	8.9	NO	0.997	NO	MM
6	6	180925M1_7	Standard	10.000	4.34	4073.368	3308.760	15.389	11.0	9.6	NO	0.997	NO	MM
7	7	180925M1_8	Standard	50.000	4.34	19322.533	4043.615	59.732	46.8	-6.5	NO	0.997	NO	bb
8	8	180925M1_9	Standard	100.000	4.34	36936.230	4160.203	110.981	102.2	2.2	NO	0.997	NO	bb
9	9	180925M1_10	Standard	250.000	4.34	80939.992	5508.836	183.659			NO	0.997	YES	bbXI
10	10	180925M1_11	Standard	500.000	4.33	144547.203	7361.761	245.436			NO	0.997	YES	bbXI

Dataset: Z:\Projects\PFAS.PRO\Results\180925M1\180925M1-CRV.qld

Last Altered: Wednesday, September 26, 2018 10:07:47 Pacific Daylight Time
Printed: Wednesday, September 26, 2018 10:29:13 Pacific Daylight Time

Compound name: L-PFOA
Coefficient of Determination: R^2 = 0.999882
Calibration curve: -0.000220449 * x^2 + 1.7024 * x + 0.0767136
Response type: Internal Std (Ref 44), Area * (IS Conc. / IS Area)
Curve type: 2nd Order, Origin: Exclude, Weighting: 1/x, Axis trans: None

	#	Name	Type	Std. Conc	RT	Area	IS Area	Response	Conc.	%Dev	Conc. Flag	CoD	CoD Flag	x=excluded
1	1	180925M1_2	Standard	0.250	4.41	679.345	18331.305	0.463	0.2	-9.2	NO	1.000	NO	MM
2	2	180925M1_3	Standard	0.500	4.42	1578.565	18917.395	1.043	0.6	13.5	NO	1.000	NO	bb
3	3	180925M1_4	Standard	1.000	4.40	2796.355	19909.936	1.756	1.0	-1.4	NO	1.000	NO	bb
4	4	180925M1_5	Standard	2.000	4.39	5112.620	19467.846	3.283	1.9	-5.8	NO	1.000	NO	bb
5	5	180925M1_6	Standard	5.000	4.39	12984.661	19563.840	8.296	4.8	-3.4	NO	1.000	NO	bb
6	6	180925M1_7	Standard	10.000	4.39	27178.047	18476.412	18.387	10.8	7.7	NO	1.000	NO	MM
7	7	180925M1_8	Standard	50.000	4.39	133692.781	20018.270	83.482	49.3	-1.4	NO	1.000	NO	bb
8	8	180925M1_9	Standard	100.000	4.39	253851.625	18957.873	167.379	99.6	-0.4	NO	1.000	NO	bb
9	9	180925M1_10	Standard	250.000	4.39	572067.813	17295.250	413.457	251.0	0.4	NO	1.000	NO	bb
10	10	180925M1_11	Standard	500.000	4.39	1043553.438	16395.223	795.623	499.6	-0.1	NO	1.000	NO	bb

Compound name: PFHpS
Coefficient of Determination: R^2 = 0.999917
Calibration curve: -2.94866e-005 * x^2 + 0.854814 * x + -0.0675202
Response type: Internal Std (Ref 47), Area * (IS Conc. / IS Area)
Curve type: 2nd Order, Origin: Exclude, Weighting: 1/x, Axis trans: None

	#	Name	Type	Std. Conc	RT	Area	IS Area	Response	Conc.	%Dev	Conc. Flag	CoD	CoD Flag	x=excluded
1	1	180925M1_2	Standard	0.250	4.52	52.440	3615.823	0.181	0.3	16.4	NO	1.000	NO	MM
2	2	180925M1_3	Standard	0.500	4.52	81.186	3886.922	0.261	0.4	-23.1	NO	1.000	NO	bd
3	3	180925M1_4	Standard	1.000	4.51	250.707	3795.640	0.826	1.0	4.5	NO	1.000	NO	MM
4	4	180925M1_5	Standard	2.000	4.50	530.005	3978.784	1.665	2.0	1.4	NO	1.000	NO	bb
5	5	180925M1_6	Standard	5.000	4.50	1173.630	3615.961	4.057	4.8	-3.5	NO	1.000	NO	MM
6	6	180925M1_7	Standard	10.000	4.50	2765.950	3880.836	8.909	10.5	5.0	NO	1.000	NO	bb
7	7	180925M1_8	Standard	50.000	4.49	13537.339	3984.790	42.466	49.8	-0.3	NO	1.000	NO	bb
8	8	180925M1_9	Standard	100.000	4.49	26694.164	3945.059	84.581	99.4	-0.6	NO	1.000	NO	bb
9	9	180925M1_10	Standard	250.000	4.49	59649.184	3511.285	212.348	250.7	0.3	NO	1.000	NO	bb
10	10	180925M1_11	Standard	500.000	4.49	107872.016	3211.977	419.804	499.8	-0.0	NO	1.000	NO	bb

Dataset: Z:\Projects\PFAS.PRO\Results\180925M1\180925M1-CRV.qld

Last Altered: Wednesday, September 26, 2018 10:07:47 Pacific Daylight Time
Printed: Wednesday, September 26, 2018 10:29:13 Pacific Daylight Time

Compound name: PFNA
Coefficient of Determination: R^2 = 0.999750
Calibration curve: -4.00617e-005 * x^2 + 1.03532 * x + 0.00482526
Response type: Internal Std (Ref 45), Area * (IS Conc. / IS Area)
Curve type: 2nd Order, Origin: Exclude, Weighting: 1/x, Axis trans: None

	#	Name	Type	Std. Conc	RT	Area	IS Area	Response	Conc.	%Dev	Conc. Flag	CoD	CoD Flag	x=excluded
1	1	180925M1_2	Standard	0.250	4.85	514.211	22545.424	0.285	0.3	8.3	NO	1.000	NO	bb
2	2	180925M1_3	Standard	0.500	4.85	832.790	22823.764	0.456	0.4	-12.8	NO	1.000	NO	MM
3	3	180925M1_4	Standard	1.000	4.83	2089.487	24645.912	1.060	1.0	1.9	NO	1.000	NO	bb
4	4	180925M1_5	Standard	2.000	4.83	4050.715	24905.529	2.033	2.0	-2.0	NO	1.000	NO	MM
5	5	180925M1_6	Standard	5.000	4.83	10171.449	23974.223	5.303	5.1	2.4	NO	1.000	NO	bb
6	6	180925M1_7	Standard	10.000	4.83	20310.600	24604.891	10.318	10.0	-0.3	NO	1.000	NO	bb
7	7	180925M1_8	Standard	50.000	4.82	100125.523	23690.184	52.831	51.1	2.2	NO	1.000	NO	bb
8	8	180925M1_9	Standard	100.000	4.82	192007.703	22771.334	105.400	102.2	2.2	NO	1.000	NO	bb
9	9	180925M1_10	Standard	250.000	4.82	433890.500	21644.061	250.583	244.3	-2.3	NO	1.000	NO	bb
10	10	180925M1_11	Standard	500.000	4.82	783877.688	19214.379	509.955	502.3	0.5	NO	1.000	NO	bb

Compound name: PFOSA
Coefficient of Determination: R^2 = 0.999620
Calibration curve: 3.04905e-005 * x^2 + 1.02536 * x + 0.03053
Response type: Internal Std (Ref 46), Area * (IS Conc. / IS Area)
Curve type: 2nd Order, Origin: Exclude, Weighting: 1/x, Axis trans: None

	#	Name	Type	Std. Conc	RT	Area	IS Area	Response	Conc.	%Dev	Conc. Flag	CoD	CoD Flag	x=excluded
1	1	180925M1_2	Standard	0.250	4.91	120.312	4939.453	0.304	0.3	6.9	NO	1.000	NO	bb
2	2	180925M1_3	Standard	0.500	4.91	223.966	5231.785	0.535	0.5	-1.6	NO	1.000	NO	bb
3	3	180925M1_4	Standard	1.000	4.89	461.398	6069.479	0.950	0.9	-10.3	NO	1.000	NO	bb
4	4	180925M1_5	Standard	2.000	4.88	1021.806	6195.678	2.062	2.0	-1.0	NO	1.000	NO	MM
5	5	180925M1_6	Standard	5.000	4.88	2537.635	6124.612	5.179	5.0	0.4	NO	1.000	NO	bb
6	6	180925M1_7	Standard	10.000	4.88	5108.902	6052.208	10.552	10.3	2.6	NO	1.000	NO	bb
7	7	180925M1_8	Standard	50.000	4.88	25694.086	6108.207	52.581	51.2	2.3	NO	1.000	NO	bb
8	8	180925M1_9	Standard	100.000	4.88	48304.898	5703.011	105.876	102.9	2.9	NO	1.000	NO	bb
9	9	180925M1_10	Standard	250.000	4.88	108212.836	5389.703	250.971	243.0	-2.8	NO	1.000	NO	bb
10	10	180925M1_11	Standard	500.000	4.88	197265.547	4712.402	523.262	502.8	0.6	NO	1.000	NO	bb

Dataset: Z:\Projects\PFAS.PRO\Results\180925M1\180925M1-CRV.qld

Last Altered: Wednesday, September 26, 2018 10:07:47 Pacific Daylight Time
Printed: Wednesday, September 26, 2018 10:29:13 Pacific Daylight Time

Compound name: L-PFOS
Coefficient of Determination: R^2 = 0.999906
Calibration curve: 6.92575e-005 * x^2 + 0.994626 * x + -0.036505
Response type: Internal Std (Ref 47), Area * (IS Conc. / IS Area)
Curve type: 2nd Order, Origin: Include, Weighting: 1/x, Axis trans: None

	#	Name	Type	Std. Conc	RT	Area	IS Area	Response	Conc.	%Dev	Conc. Flag	CoD	CoD Flag	x=excluded
1	1	180925M1_2	Standard	0.250	4.93	52.384	3615.823	0.181	0.2	-12.5	NO	1.000	NO	MM
2	2	180925M1_3	Standard	0.500	4.92	158.229	3886.922	0.509	0.5	9.7	NO	1.000	NO	MM
3	3	180925M1_4	Standard	1.000	4.92	301.333	3795.640	0.992	1.0	3.4	NO	1.000	NO	MM
4	4	180925M1_5	Standard	2.000	4.91	512.777	3978.784	1.611	1.7	-17.2	NO	1.000	NO	MM
5	5	180925M1_6	Standard	5.000	4.91	1451.853	3615.961	5.019	5.1	1.6	NO	1.000	NO	MM
6	6	180925M1_7	Standard	10.000	4.91	3097.098	3880.836	9.976	10.1	0.6	NO	1.000	NO	MM
7	7	180925M1_8	Standard	50.000	4.90	15883.589	3984.790	49.826	50.0	-0.1	NO	1.000	NO	MM
8	8	180925M1_9	Standard	100.000	4.91	31382.824	3945.059	99.437	99.3	-0.7	NO	1.000	NO	MM
9	9	180925M1_10	Standard	250.000	4.90	71467.188	3511.285	254.420	251.4	0.6	NO	1.000	NO	MM
10	10	180925M1_11	Standard	500.000	4.90	132075.313	3211.977	513.995	499.4	-0.1	NO	1.000	NO	MM

Compound name: PFDA
Coefficient of Determination: R^2 = 0.999839
Calibration curve: -0.000354116 * x^2 + 1.2565 * x + -0.0211368
Response type: Internal Std (Ref 48), Area * (IS Conc. / IS Area)
Curve type: 2nd Order, Origin: Exclude, Weighting: 1/x, Axis trans: None

	#	Name	Type	Std. Conc	RT	Area	IS Area	Response	Conc.	%Dev	Conc. Flag	CoD	CoD Flag	x=excluded
1	1	180925M1_2	Standard	0.250	5.22	525.057	21093.064	0.311	0.3	5.8	NO	1.000	NO	bb
2	2	180925M1_3	Standard	0.500	5.22	1083.204	21703.682	0.624	0.5	2.7	NO	1.000	NO	MM
3	3	180925M1_4	Standard	1.000	5.21	2127.580	21886.271	1.215	1.0	-1.6	NO	1.000	NO	bb
4	4	180925M1_5	Standard	2.000	5.20	4321.256	21720.432	2.487	2.0	-0.1	NO	1.000	NO	bb
5	5	180925M1_6	Standard	5.000	5.20	10261.508	21345.232	6.009	4.8	-3.9	NO	1.000	NO	bb
6	6	180925M1_7	Standard	10.000	5.20	21488.213	21622.488	12.422	9.9	-0.7	NO	1.000	NO	bb
7	7	180925M1_8	Standard	50.000	5.20	104783.180	21823.053	60.019	48.4	-3.1	NO	1.000	NO	bb
8	8	180925M1_9	Standard	100.000	5.20	206164.250	21181.777	121.664	99.6	-0.4	NO	1.000	NO	bb
9	9	180925M1_10	Standard	250.000	5.20	453801.281	19118.910	296.697	254.4	1.8	NO	1.000	NO	bb
10	10	180925M1_11	Standard	500.000	5.19	799150.563	18580.896	537.616	497.7	-0.5	NO	1.000	NO	bb

Dataset: Z:\Projects\PFAS.PRO\Results\180925M1\180925M1-CRV.qld

Last Altered: Wednesday, September 26, 2018 10:07:47 Pacific Daylight Time
Printed: Wednesday, September 26, 2018 10:29:13 Pacific Daylight Time

Compound name: 8:2 FTS
Coefficient of Determination: R^2 = 0.999584
Calibration curve: -0.00402535 * x^2 + 1.5634 * x + 0.125174
Response type: Internal Std (Ref 49), Area * (IS Conc. / IS Area)
Curve type: 2nd Order, Origin: Exclude, Weighting: 1/x, Axis trans: None

	#	Name	Type	Std. Conc	RT	Area	IS Area	Response	Conc.	%Dev	Conc. Flag	CoD	CoD Flag	x=excluded
1	1	180925M1_2	Standard	0.250	5.20	100.514	2169.667	0.579	0.3	16.2	NO	1.000	NO	bb
2	2	180925M1_3	Standard	0.500	5.20	147.164	2250.000	0.818	0.4	-11.3	NO	1.000	NO	bb
3	3	180925M1_4	Standard	1.000	5.18	371.549	2717.333	1.709	1.0	1.6	NO	1.000	NO	bb
4	4	180925M1_5	Standard	2.000	5.17	633.623	2594.151	3.053	1.9	-5.9	NO	1.000	NO	bb
5	5	180925M1_6	Standard	5.000	5.18	1559.658	2597.358	7.506	4.8	-4.4	NO	1.000	NO	bb
6	6	180925M1_7	Standard	10.000	5.18	3402.727	2668.359	15.940	10.4	3.9	NO	1.000	NO	MM
7	7	180925M1_8	Standard	50.000	5.17	16810.492	3082.121	68.177	50.0	-0.1	NO	1.000	NO	bb
8	8	180925M1_9	Standard	100.000	5.17	30306.031	3260.103	116.200	100.0	-0.0	NO	1.000	NO	bb
9	9	180925M1_10	Standard	250.000	5.17	65623.547	4319.706	189.896			NO	1.000	YES	bbXI
10	10	180925M1_11	Standard	500.000	5.17	111035.984	5927.780	234.143			NO	1.000	YES	bbXI

Compound name: PFNS
Coefficient of Determination: R^2 = 0.999888
Calibration curve: -5.99042e-005 * x^2 + 0.744036 * x + -0.0344202
Response type: Internal Std (Ref 47), Area * (IS Conc. / IS Area)
Curve type: 2nd Order, Origin: Exclude, Weighting: 1/x, Axis trans: None

	#	Name	Type	Std. Conc	RT	Area	IS Area	Response	Conc.	%Dev	Conc. Flag	CoD	CoD Flag	x=excluded
1	1	180925M1_2	Standard	0.250	5.29	43.522	3615.823	0.150	0.2	-0.6	NO	1.000	NO	bb
2	2	180925M1_3	Standard	0.500	5.28	89.717	3886.922	0.289	0.4	-13.2	NO	1.000	NO	bd
3	3	180925M1_4	Standard	1.000	5.26	218.249	3795.640	0.719	1.0	1.2	NO	1.000	NO	bb
4	4	180925M1_5	Standard	2.000	5.26	458.697	3978.784	1.441	2.0	-0.8	NO	1.000	NO	bb
5	5	180925M1_6	Standard	5.000	5.26	1145.017	3615.961	3.958	5.4	7.4	NO	1.000	NO	MM
6	6	180925M1_7	Standard	10.000	5.26	2442.660	3880.836	7.868	10.6	6.3	NO	1.000	NO	bb
7	7	180925M1_8	Standard	50.000	5.26	11916.482	3984.790	37.381	50.5	1.0	NO	1.000	NO	bb
8	8	180925M1_9	Standard	100.000	5.26	23077.996	3945.059	73.123	99.1	-0.9	NO	1.000	NO	bb
9	9	180925M1_10	Standard	250.000	5.26	50916.063	3511.285	181.259	248.6	-0.5	NO	1.000	NO	bb
10	10	180925M1_11	Standard	500.000	5.26	91881.648	3211.977	357.574	500.8	0.2	NO	1.000	NO	bb

Dataset: Z:\Projects\PFAS.PRO\Results\180925M1\180925M1-CRV.qld

Last Altered: Wednesday, September 26, 2018 10:07:47 Pacific Daylight Time
Printed: Wednesday, September 26, 2018 10:29:13 Pacific Daylight Time

Compound name: L-MeFOSAA
Coefficient of Determination: R^2 = 0.999393
Calibration curve: -0.000227345 * x^2 + 1.45748 * x + -0.0145695
Response type: Internal Std (Ref 50), Area * (IS Conc. / IS Area)
Curve type: 2nd Order, Origin: Include, Weighting: 1/x, Axis trans: None

	#	Name	Type	Std. Conc	RT	Area	IS Area	Response	Conc.	%Dev	Conc. Flag	CoD	CoD Flag	x=excluded
1	1	180925M1_2	Standard	0.250	5.38	173.823	6260.570	0.347	0.2	-0.7	NO	0.999	NO	MM
2	2	180925M1_3	Standard	0.500	5.37	355.451	6268.512	0.709	0.5	-0.7	NO	0.999	NO	MM
3	3	180925M1_4	Standard	1.000	5.35	772.266	6804.871	1.419	1.0	-1.7	NO	0.999	NO	MM
4	4	180925M1_5	Standard	2.000	5.35	1570.222	7140.165	2.749	1.9	-5.2	NO	0.999	NO	MM
5	5	180925M1_6	Standard	5.000	5.35	3840.583	6810.031	7.049	4.9	-3.0	NO	0.999	NO	MM
6	6	180925M1_7	Standard	10.000	5.35	8072.262	6666.405	15.136	10.4	4.1	NO	0.999	NO	MM
7	7	180925M1_8	Standard	50.000	5.35	40661.707	6898.736	73.676	51.0	1.9	NO	0.999	NO	MM
8	8	180925M1_9	Standard	100.000	5.35	79302.414	6644.516	149.188	104.1	4.1	NO	0.999	NO	MM
9	9	180925M1_10	Standard	250.000	5.35	175194.016	6476.962	338.110	241.1	-3.6	NO	0.999	NO	MM
10	10	180925M1_11	Standard	500.000	5.35	322398.563	5956.110	676.613	503.8	0.8	NO	0.999	NO	MM

Compound name: L-EtFOSAA
Coefficient of Determination: R^2 = 0.999821
Calibration curve: -0.000106435 * x^2 + 1.06425 * x + -0.028379
Response type: Internal Std (Ref 52), Area * (IS Conc. / IS Area)
Curve type: 2nd Order, Origin: Exclude, Weighting: 1/x, Axis trans: None

	#	Name	Type	Std. Conc	RT	Area	IS Area	Response	Conc.	%Dev	Conc. Flag	CoD	CoD Flag	x=excluded
1	1	180925M1_2	Standard	0.250	5.52	117.367	7567.659	0.194	0.2	-16.5	NO	1.000	NO	MM
2	2	180925M1_3	Standard	0.500	5.52	303.288	7235.407	0.524	0.5	3.8	NO	1.000	NO	MM
3	3	180925M1_4	Standard	1.000	5.51	719.363	7532.173	1.194	1.1	14.9	NO	1.000	NO	MM
4	4	180925M1_5	Standard	2.000	5.51	1325.749	8125.592	2.039	1.9	-2.8	NO	1.000	NO	MM
5	5	180925M1_6	Standard	5.000	5.51	3418.410	7875.962	5.425	5.1	2.5	NO	1.000	NO	MM
6	6	180925M1_7	Standard	10.000	5.50	6806.857	7938.996	10.717	10.1	1.1	NO	1.000	NO	MM
7	7	180925M1_8	Standard	50.000	5.50	33203.445	8134.131	51.025	48.2	-3.6	NO	1.000	NO	MM
8	8	180925M1_9	Standard	100.000	5.50	62729.480	7480.500	104.822	99.5	-0.5	NO	1.000	NO	MM
9	9	180925M1_10	Standard	250.000	5.50	139498.859	6631.065	262.965	253.5	1.4	NO	1.000	NO	MM
10	10	180925M1_11	Standard	500.000	5.50	243774.297	6046.215	503.981	498.4	-0.3	NO	1.000	NO	MM

Dataset: Z:\Projects\PFAS.PRO\Results\180925M1\180925M1-CRV.qld

Last Altered: Wednesday, September 26, 2018 10:07:47 Pacific Daylight Time
Printed: Wednesday, September 26, 2018 10:29:32 Pacific Daylight Time

Compound name: PFDS

	#	Name	Type	Std. Conc	RT	Area	IS Area	Response	Conc.	%Dev	Conc. Flag	CoD	CoD Flag	x=excluded
10	10	180925M1_11	Standard	500.000	5.56	129358.172	3211.977	503.421	501.1	0.2	NO	1.000	NO	bb

Compound name: PFDoA
Coefficient of Determination: R^2 = 0.999641
Calibration curve: -0.000243511 * x^2 + 1.25832 * x + 0.149787
Response type: Internal Std (Ref 53), Area * (IS Conc. / IS Area)
Curve type: 2nd Order, Origin: Exclude, Weighting: 1/x, Axis trans: None

	#	Name	Type	Std. Conc	RT	Area	IS Area	Response	Conc.	%Dev	Conc. Flag	CoD	CoD Flag	x=excluded
1	1	180925M1_2	Standard	0.250	5.83	722.457	24346.439	0.371	0.2	-29.7	NO	1.000	NO	MM
2	2	180925M1_3	Standard	0.500	5.82	1322.432	25609.914	0.645	0.4	-21.2	NO	1.000	NO	bd
3	3	180925M1_4	Standard	1.000	5.81	3618.694	26817.289	1.687	1.2	22.2	NO	1.000	NO	MM
4	4	180925M1_5	Standard	2.000	5.80	6501.333	25940.236	3.133	2.4	18.6	NO	1.000	NO	bb
5	5	180925M1_6	Standard	5.000	5.80	14276.706	26083.939	6.842	5.3	6.5	NO	1.000	NO	bb
6	6	180925M1_7	Standard	10.000	5.80	28069.996	26582.010	13.200	10.4	3.9	NO	1.000	NO	bb
7	7	180925M1_8	Standard	50.000	5.80	135848.016	26584.186	63.876	51.2	2.3	NO	1.000	NO	bb
8	8	180925M1_9	Standard	100.000	5.80	250933.188	26020.029	120.548	97.5	-2.5	NO	1.000	NO	bb
9	9	180925M1_10	Standard	250.000	5.80	562610.750	23524.166	298.954	249.5	-0.2	NO	1.000	NO	bb
10	10	180925M1_11	Standard	500.000	5.80	997579.875	21909.256	569.154	500.7	0.1	NO	1.000	NO	bb

Compound name: N-MeFOSA
Coefficient of Determination: R^2 = 0.999828
Calibration curve: -6.94019e-005 * x^2 + 0.928888 * x + 0.13323
Response type: Internal Std (Ref 54), Area * (IS Conc. / IS Area)
Curve type: 2nd Order, Origin: Include, Weighting: 1/x, Axis trans: None

	#	Name	Type	Std. Conc	RT	Area	IS Area	Response	Conc.	%Dev	Conc. Flag	CoD	CoD Flag	x=excluded
1	1	180925M1_2	Standard	1.250	5.84	123.145	14595.650	1.266	1.2	-2.5	NO	1.000	NO	bb
2	2	180925M1_3	Standard	2.500	5.84	239.881	14571.269	2.469	2.5	0.6	NO	1.000	NO	MM
3	3	180925M1_4	Standard	5.000	5.82	550.725	17594.391	4.695	4.9	-1.7	NO	1.000	NO	MM
4	4	180925M1_5	Standard	10.000	5.81	1171.062	17527.191	10.022	10.7	6.5	NO	1.000	NO	bd
5	5	180925M1_6	Standard	25.000	5.81	2796.460	17860.063	23.486	25.2	0.8	NO	1.000	NO	bb
6	6	180925M1_7	Standard	50.000	5.81	5878.969	17739.947	49.710	53.6	7.2	NO	1.000	NO	bb
7	7	180925M1_8	Standard	250.000	5.81	28102.939	18166.750	232.042	254.5	1.8	NO	1.000	NO	bb

Dataset: Z:\Projects\PFAS.PRO\Results\180925M1\180925M1-CRV.qld

Last Altered: Wednesday, September 26, 2018 10:07:47 Pacific Daylight Time
Printed: Wednesday, September 26, 2018 10:29:32 Pacific Daylight Time

Compound name: N-MeFOSA

	#	Name	Type	Std. Conc	RT	Area	IS Area	Response	Conc.	%Dev	Conc. Flag	CoD	CoD Flag	x=excluded
8	8	180925M1_9	Standard	500.000	5.81	53280.766	17900.135	446.483	499.1	-0.2	NO	1.000	NO	bb
9	9	180925M1_10	Standard	1250.000	5.81	116566.086	16830.129	1038.905	1231.6	-1.5	NO	1.000	NO	bb
10	10	180925M1_11	Standard	2500.000	5.81	202928.234	16061.091	1895.216	2511.4	0.5	NO	1.000	NO	bb

Compound name: PFTrDA
Coefficient of Determination: R^2 = 0.999962
Calibration curve: -0.000176753 * x^2 + 1.30324 * x + 0.0376366
Response type: Internal Std (Ref 53), Area * (IS Conc. / IS Area)
Curve type: 2nd Order, Origin: Exclude, Weighting: 1/x, Axis trans: None

	#	Name	Type	Std. Conc	RT	Area	IS Area	Response	Conc.	%Dev	Conc. Flag	CoD	CoD Flag	x=excluded
1	1	180925M1_2	Standard	0.250	6.06	681.874	24346.439	0.350	0.2	-4.1	NO	1.000	NO	MM
2	2	180925M1_3	Standard	0.500	6.06	1412.129	25609.914	0.689	0.5	0.0	NO	1.000	NO	bb
3	3	180925M1_4	Standard	1.000	6.06	2878.387	26817.289	1.342	1.0	0.1	NO	1.000	NO	bb
4	4	180925M1_5	Standard	2.000	6.05	5714.994	25940.236	2.754	2.1	4.2	NO	1.000	NO	bb
5	5	180925M1_6	Standard	5.000	6.05	13751.338	26083.939	6.590	5.0	0.6	NO	1.000	NO	bb
6	6	180925M1_7	Standard	10.000	6.05	27176.066	26582.010	12.779	9.8	-2.1	NO	1.000	NO	bb
7	7	180925M1_8	Standard	50.000	6.05	140338.000	26584.186	65.988	51.0	1.9	NO	1.000	NO	bb
8	8	180925M1_9	Standard	100.000	6.05	266716.281	26020.029	128.130	99.6	-0.4	NO	1.000	NO	bb
9	9	180925M1_10	Standard	250.000	6.05	590150.563	23524.166	313.587	249.0	-0.4	NO	1.000	NO	bb
10	10	180925M1_11	Standard	500.000	6.04	1065752.375	21909.256	608.049	500.5	0.1	NO	1.000	NO	bb

Compound name: PFTeDA
Coefficient of Determination: R^2 = 0.999774
Calibration curve: -0.000601205 * x^2 + 1.77243 * x + 0.159782
Response type: Internal Std (Ref 55), Area * (IS Conc. / IS Area)
Curve type: 2nd Order, Origin: Exclude, Weighting: 1/x, Axis trans: None

	#	Name	Type	Std. Conc	RT	Area	IS Area	Response	Conc.	%Dev	Conc. Flag	CoD	CoD Flag	x=excluded
1	1	180925M1_2	Standard	0.250	6.27	673.775	14197.536	0.593	0.2	-2.2	NO	1.000	NO	bb
2	2	180925M1_3	Standard	0.500	6.27	1289.027	15556.188	1.036	0.5	-1.1	NO	1.000	NO	bb
3	3	180925M1_4	Standard	1.000	6.27	2674.363	17614.535	1.898	1.0	-1.9	NO	1.000	NO	bb
4	4	180925M1_5	Standard	2.000	6.26	5159.348	17095.582	3.772	2.0	2.0	NO	1.000	NO	bb
5	5	180925M1_6	Standard	5.000	6.26	12145.529	17601.492	8.625	4.8	-4.3	NO	1.000	NO	bb

Dataset: Z:\Projects\PFAS.PRO\Results\180925M1\180925M1-CRV.qld

Last Altered: Wednesday, September 26, 2018 10:07:47 Pacific Daylight Time
Printed: Wednesday, September 26, 2018 10:29:32 Pacific Daylight Time

Compound name: PFTeDA

	#	Name	Type	Std. Conc	RT	Area	IS Area	Response	Conc.	%Dev	Conc. Flag	CoD	CoD Flag	x=excluded
6	6	180925M1_7	Standard	10.000	6.26	25337.949	16891.232	18.751	10.5	5.3	NO	1.000	NO	bb
7	7	180925M1_8	Standard	50.000	6.26	126855.594	17524.770	90.483	51.9	3.7	NO	1.000	NO	bb
8	8	180925M1_9	Standard	100.000	6.26	249748.156	18256.369	171.001	99.8	-0.2	NO	1.000	NO	bb
9	9	180925M1_10	Standard	250.000	6.26	560853.688	17550.725	399.452	245.8	-1.7	NO	1.000	NO	bb
10	10	180925M1_11	Standard	500.000	6.25	1016163.188	17189.668	738.935	502.4	0.5	NO	1.000	NO	bb

Compound name: N-EtFOSA
Coefficient of Determination: R^2 = 0.999905
Calibration curve: -3.90408e-005 * x^2 + 0.878828 * x + 0.044453
Response type: Internal Std (Ref 56), Area * (IS Conc. / IS Area)
Curve type: 2nd Order, Origin: Exclude, Weighting: 1/x, Axis trans: None

	#	Name	Type	Std. Conc	RT	Area	IS Area	Response	Conc.	%Dev	Conc. Flag	CoD	CoD Flag	x=excluded
1	1	180925M1_2	Standard	1.250	6.21	113.152	16428.164	1.033	1.1	-10.0	NO	1.000	NO	bb
2	2	180925M1_3	Standard	2.500	6.22	272.816	16468.330	2.485	2.8	11.1	NO	1.000	NO	bb
3	3	180925M1_4	Standard	5.000	6.20	593.836	19535.498	4.560	5.1	2.8	NO	1.000	NO	MM
4	4	180925M1_5	Standard	10.000	6.20	1224.278	19787.176	9.281	10.5	5.1	NO	1.000	NO	bb
5	5	180925M1_6	Standard	25.000	6.20	2752.697	20374.098	20.266	23.0	-7.9	NO	1.000	NO	bb
6	6	180925M1_7	Standard	50.000	6.20	6103.072	20919.082	43.762	49.9	-0.3	NO	1.000	NO	bb
7	7	180925M1_8	Standard	250.000	6.20	29690.879	20885.818	213.237	245.3	-1.9	NO	1.000	NO	bb
8	8	180925M1_9	Standard	500.000	6.20	55902.051	19390.375	432.447	503.3	0.7	NO	1.000	NO	bb
9	9	180925M1_10	Standard	1250.000	6.20	124564.391	17918.383	1042.765	1256.6	0.5	NO	1.000	NO	bb
10	10	180925M1_11	Standard	2500.000	6.20	214393.609	16488.508	1950.391	2496.0	-0.2	NO	1.000	NO	bb

Dataset: Z:\Projects\PFAS.PRO\Results\180925M1\180925M1-CRV.qld

Last Altered: Wednesday, September 26, 2018 10:07:47 Pacific Daylight Time
Printed: Wednesday, September 26, 2018 10:29:32 Pacific Daylight Time

Compound name: PFHxDA
Coefficient of Determination: R^2 = 0.999895
Calibration curve: -0.000169352 * x^2 + 0.572477 * x + 0.0692663
Response type: Internal Std (Ref 57), Area * (IS Conc. / IS Area)
Curve type: 2nd Order, Origin: Exclude, Weighting: 1/x, Axis trans: None

	#	Name	Type	Std. Conc	RT	Area	IS Area	Response	Conc.	%Dev	Conc. Flag	CoD	CoD Flag	x=excluded
1	1	180925M1_2	Standard	0.250	6.58	372.962	9279.982	0.201	0.2	-8.0	NO	1.000	NO	MM
2	2	180925M1_3	Standard	0.500	6.58	653.677	9376.514	0.349	0.5	-2.4	NO	1.000	NO	MM
3	3	180925M1_4	Standard	1.000	6.58	1357.893	10080.205	0.674	1.1	5.6	NO	1.000	NO	MM
4	4	180925M1_5	Standard	2.000	6.57	2470.157	9962.339	1.240	2.0	2.3	NO	1.000	NO	bb
5	5	180925M1_6	Standard	5.000	6.57	5727.037	10002.696	2.863	4.9	-2.3	NO	1.000	NO	MM
6	6	180925M1_7	Standard	10.000	6.57	12363.314	10256.782	6.027	10.4	4.4	NO	1.000	NO	bb
7	7	180925M1_8	Standard	50.000	6.57	60373.715	10668.905	28.294	50.0	0.1	NO	1.000	NO	bb
8	8	180925M1_9	Standard	100.000	6.57	117717.844	10450.785	56.320	101.3	1.3	NO	1.000	NO	bb
9	9	180925M1_10	Standard	250.000	6.57	263823.125	10069.250	131.004	246.7	-1.3	NO	1.000	NO	bb
10	10	180925M1_11	Standard	500.000	6.56	498196.781	10182.932	244.623	501.6	0.3	NO	1.000	NO	bb

Compound name: PFODA
Coefficient of Determination: R^2 = 0.999898
Calibration curve: -0.0002424 * x^2 + 0.776126 * x + 0.0116969
Response type: Internal Std (Ref 57), Area * (IS Conc. / IS Area)
Curve type: 2nd Order, Origin: Include, Weighting: 1/x, Axis trans: None

	#	Name	Type	Std. Conc	RT	Area	IS Area	Response	Conc.	%Dev	Conc. Flag	CoD	CoD Flag	x=excluded
1	1	180925M1_2	Standard	0.250	6.80	397.933	9279.982	0.214	0.3	4.5	NO	1.000	NO	MM
2	2	180925M1_3	Standard	0.500	6.80	736.472	9376.514	0.393	0.5	-1.8	NO	1.000	NO	MM
3	3	180925M1_4	Standard	1.000	6.80	1648.578	10080.205	0.818	1.0	3.9	NO	1.000	NO	bb
4	4	180925M1_5	Standard	2.000	6.79	3133.840	9962.339	1.573	2.0	0.6	NO	1.000	NO	bb
5	5	180925M1_6	Standard	5.000	6.79	7987.964	10002.696	3.993	5.1	2.8	NO	1.000	NO	bb
6	6	180925M1_7	Standard	10.000	6.79	15569.025	10256.782	7.590	9.8	-2.1	NO	1.000	NO	bb
7	7	180925M1_8	Standard	50.000	6.79	79596.266	10668.905	37.303	48.8	-2.4	NO	1.000	NO	bb
8	8	180925M1_9	Standard	100.000	6.79	156534.078	10450.785	74.891	99.6	-0.4	NO	1.000	NO	bb
9	9	180925M1_10	Standard	250.000	6.79	364591.156	10069.250	181.042	253.3	1.3	NO	1.000	NO	bb
10	10	180925M1_11	Standard	500.000	6.79	665058.250	10182.932	326.555	498.3	-0.3	NO	1.000	NO	bb

Dataset: Z:\Projects\PFAS.PRO\Results\180925M1\180925M1-CRV.qld

Last Altered: Wednesday, September 26, 2018 10:07:47 Pacific Daylight Time
Printed: Wednesday, September 26, 2018 10:29:32 Pacific Daylight Time

Compound name: N-MeFOSE
Coefficient of Determination: R^2 = 0.999888
Calibration curve: 2.72956e-006 * x^2 + 0.904227 * x + 0.0877047
Response type: Internal Std (Ref 58), Area * (IS Conc. / IS Area)
Curve type: 2nd Order, Origin: Exclude, Weighting: 1/x, Axis trans: None

	#	Name	Type	Std. Conc	RT	Area	IS Area	Response	Conc.	%Dev	Conc. Flag	CoD	CoD Flag	x=excluded
1	1	180925M1_2	Standard	1.250	6.34	69.069	11069.695	0.936	0.9	-25.0	NO	1.000	NO	MM
2	2	180925M1_3	Standard	2.500	6.34	209.566	11381.281	2.762	3.0	18.3	NO	1.000	NO	MM
3	3	180925M1_4	Standard	5.000	6.34	421.684	13933.662	4.540	4.9	-1.5	NO	1.000	NO	bb
4	4	180925M1_5	Standard	10.000	6.34	857.853	14227.839	9.044	9.9	-1.0	NO	1.000	NO	bb
5	5	180925M1_6	Standard	25.000	6.33	2229.497	14166.613	23.607	26.0	4.0	NO	1.000	NO	bb
6	6	180925M1_7	Standard	50.000	6.34	4699.464	14718.704	47.893	52.9	5.7	NO	1.000	NO	MM
7	7	180925M1_8	Standard	250.000	6.33	22947.439	15082.547	228.218	252.1	0.8	NO	1.000	NO	bb
8	8	180925M1_9	Standard	500.000	6.33	44350.125	14925.830	445.705	492.1	-1.6	NO	1.000	NO	bb
9	9	180925M1_10	Standard	1250.000	6.33	109832.688	14504.246	1135.868	1251.4	0.1	NO	1.000	NO	bb
10	10	180925M1_11	Standard	2500.000	6.34	217196.531	14300.012	2278.283	2500.6	0.0	NO	1.000	NO	bb

Compound name: N-EtFOSE
Coefficient of Determination: R^2 = 0.999984
Calibration curve: -2.25191e-005 * x^2 + 1.07221 * x + 0.0840283
Response type: Internal Std (Ref 59), Area * (IS Conc. / IS Area)
Curve type: 2nd Order, Origin: Exclude, Weighting: 1/x, Axis trans: None

	#	Name	Type	Std. Conc	RT	Area	IS Area	Response	Conc.	%Dev	Conc. Flag	CoD	CoD Flag	x=excluded
1	1	180925M1_2	Standard	1.250	6.50	114.708	11090.633	1.551	1.4	9.5	NO	1.000	NO	MM
2	2	180925M1_3	Standard	2.500	6.50	203.297	11485.377	2.655	2.4	-4.1	NO	1.000	NO	bb
3	3	180925M1_4	Standard	5.000	6.49	492.588	14179.972	5.211	4.8	-4.4	NO	1.000	NO	MM
4	4	180925M1_5	Standard	10.000	6.49	1015.574	14297.758	10.655	9.9	-1.4	NO	1.000	NO	bb
5	5	180925M1_6	Standard	25.000	6.48	2493.739	14110.390	26.510	24.7	-1.4	NO	1.000	NO	bb
6	6	180925M1_7	Standard	50.000	6.49	5281.625	14460.173	54.788	51.1	2.1	NO	1.000	NO	bb
7	7	180925M1_8	Standard	250.000	6.48	27279.568	15406.801	265.593	248.9	-0.4	NO	1.000	NO	bb
8	8	180925M1_9	Standard	500.000	6.49	52453.813	14856.906	529.590	499.1	-0.2	NO	1.000	NO	bb
9	9	180925M1_10	Standard	1250.000	6.49	127341.633	14603.955	1307.950	1252.7	0.2	NO	1.000	NO	bb
10	10	180925M1_11	Standard	2500.000	6.49	249098.875	14717.789	2538.753	2498.8	-0.0	NO	1.000	NO	bb

Dataset: Z:\Projects\PFAS.PRO\Results\180925M1\180925M1-CRV.qld

Last Altered: Wednesday, September 26, 2018 10:07:47 Pacific Daylight Time
Printed: Wednesday, September 26, 2018 10:29:32 Pacific Daylight Time

Compound name: 13C3-PFBA
Response Factor: 0.739396
RRF SD: 0.00685916, Relative SD: 0.927671
Response type: Internal Std (Ref 60), Area * (IS Conc. / IS Area)
Curve type: RF

	#	Name	Type	Std. Conc	RT	Area	IS Area	Response	Conc.	%Dev	Conc. Flag	CoD	CoD Flag	x=excluded
1	1	180925M1_2	Standard	12.500	1.50	10924.087	14722.623	9.275	12.5	0.4	NO		NO	bb
2	2	180925M1_3	Standard	12.500	1.50	11080.083	14882.491	9.306	12.6	0.7	NO		NO	bb
3	3	180925M1_4	Standard	12.500	1.48	11757.066	15890.384	9.249	12.5	0.1	NO		NO	bb
4	4	180925M1_5	Standard	12.500	1.46	11730.012	15808.664	9.275	12.5	0.4	NO		NO	bb
5	5	180925M1_6	Standard	12.500	1.45	11642.954	15554.885	9.356	12.7	1.2	NO		NO	bb
6	6	180925M1_7	Standard	12.500	1.46	11763.618	16259.325	9.044	12.2	-2.1	NO		NO	bb
7	7	180925M1_8	Standard	12.500	1.46	12100.432	16501.814	9.166	12.4	-0.8	NO		NO	bb
8	8	180925M1_9	Standard	12.500	1.45	11972.737	16192.452	9.243	12.5	0.0	NO		NO	bb
9	9	180925M1_10	Standard	12.500	1.46	11565.657	15577.205	9.281	12.6	0.4	NO		NO	bb
10	10	180925M1_11	Standard	12.500	1.45	11173.688	15132.063	9.230	12.5	-0.1	NO		NO	bb

Compound name: 13C3-PFPeA
Response Factor: 0.548924
RRF SD: 0.0122381, Relative SD: 2.22947
Response type: Internal Std (Ref 61), Area * (IS Conc. / IS Area)
Curve type: RF

	#	Name	Type	Std. Conc	RT	Area	IS Area	Response	Conc.	%Dev	Conc. Flag	CoD	CoD Flag	x=excluded
1	1	180925M1_2	Standard	12.500	2.49	12960.684	23452.268	6.908	12.6	0.7	NO		NO	bb
2	2	180925M1_3	Standard	12.500	2.49	12399.469	23354.326	6.637	12.1	-3.3	NO		NO	bb
3	3	180925M1_4	Standard	12.500	2.47	13656.261	24982.643	6.833	12.4	-0.4	NO		NO	bb
4	4	180925M1_5	Standard	12.500	2.46	13051.423	24051.020	6.783	12.4	-1.1	NO		NO	bb
5	5	180925M1_6	Standard	12.500	2.45	13257.374	24243.816	6.835	12.5	-0.4	NO		NO	bb
6	6	180925M1_7	Standard	12.500	2.45	13193.188	24746.693	6.664	12.1	-2.9	NO		NO	bb
7	7	180925M1_8	Standard	12.500	2.45	13464.043	24350.445	6.912	12.6	0.7	NO		NO	bb
8	8	180925M1_9	Standard	12.500	2.45	13108.177	23618.811	6.937	12.6	1.1	NO		NO	bb
9	9	180925M1_10	Standard	12.500	2.45	12170.757	21947.883	6.932	12.6	1.0	NO		NO	bb
10	10	180925M1_11	Standard	12.500	2.45	11333.484	19745.543	7.175	13.1	4.6	NO		NO	bb

Dataset: Z:\Projects\PFAS.PRO\Results\180925M1\180925M1-CRV.qld

Last Altered: Wednesday, September 26, 2018 10:07:47 Pacific Daylight Time
Printed: Wednesday, September 26, 2018 10:29:32 Pacific Daylight Time

Compound name: 13C3-PFBS
Response Factor: 0.522208
RRF SD: 0.0169584, Relative SD: 3.24745
Response type: Internal Std (Ref 62), Area * (IS Conc. / IS Area)
Curve type: RF

	#	Name	Type	Std. Conc	RT	Area	IS Area	Response	Conc.	%Dev	Conc. Flag	CoD	CoD Flag	x=excluded
1	1	180925M1_2	Standard	12.500	2.77	1800.185	3432.881	6.555	12.6	0.4	NO		NO	bb
2	2	180925M1_3	Standard	12.500	2.77	1808.152	3407.506	6.633	12.7	1.6	NO		NO	bb
3	3	180925M1_4	Standard	12.500	2.75	1978.346	3579.278	6.909	13.2	5.8	NO		NO	MM
4	4	180925M1_5	Standard	12.500	2.74	1855.407	3507.257	6.613	12.7	1.3	NO		NO	bb
5	5	180925M1_6	Standard	12.500	2.74	1831.846	3553.386	6.444	12.3	-1.3	NO		NO	bb
6	6	180925M1_7	Standard	12.500	2.74	1894.940	3502.868	6.762	12.9	3.6	NO		NO	MM
7	7	180925M1_8	Standard	12.500	2.74	1901.282	3665.438	6.484	12.4	-0.7	NO		NO	bb
8	8	180925M1_9	Standard	12.500	2.74	1865.916	3661.039	6.371	12.2	-2.4	NO		NO	bb
9	9	180925M1_10	Standard	12.500	2.74	1626.971	3245.812	6.266	12.0	-4.0	NO		NO	bb
10	10	180925M1_11	Standard	12.500	2.74	1487.955	2980.715	6.240	11.9	-4.4	NO		NO	MM

Compound name: 13C2-4:2 FTS
Response Factor: 0.862169
RRF SD: 0.105811, Relative SD: 12.2726
Response type: Internal Std (Ref 62), Area * (IS Conc. / IS Area)
Curve type: RF

	#	Name	Type	Std. Conc	RT	Area	IS Area	Response	Conc.	%Dev	Conc. Flag	CoD	CoD Flag	x=excluded
1	1	180925M1_2	Standard	12.500	3.18	2600.949	3432.881	9.471	11.0	-12.1	NO		NO	bb
2	2	180925M1_3	Standard	12.500	3.18	2383.233	3407.506	8.743	10.1	-18.9	NO		NO	bb
3	3	180925M1_4	Standard	12.500	3.15	2920.695	3579.278	10.200	11.8	-5.4	NO		NO	MM
4	4	180925M1_5	Standard	12.500	3.15	3049.019	3507.257	10.867	12.6	0.8	NO		NO	MM
5	5	180925M1_6	Standard	12.500	3.14	2984.987	3553.386	10.501	12.2	-2.6	NO		NO	bb
6	6	180925M1_7	Standard	12.500	3.14	3265.271	3502.868	11.652	13.5	8.1	NO		NO	bb
7	7	180925M1_8	Standard	12.500	3.14	3631.075	3665.438	12.383	14.4	14.9	NO		NO	MM
8	8	180925M1_9	Standard	12.500	3.14	3632.131	3661.039	12.401	14.4	15.1	NO		NO	MM
9	9	180925M1_10	Standard	12.500	3.14	4700.372	3245.812	18.102	21.0	68.0	NO		NO	bbX
10	10	180925M1_11	Standard	12.500	3.14	6478.753	2980.715	27.169	31.5	152.1	NO		NO	MMX

Dataset: Z:\Projects\PFAS.PRO\Results\180925M1\180925M1-CRV.qld

Last Altered: Wednesday, September 26, 2018 10:07:47 Pacific Daylight Time
Printed: Wednesday, September 26, 2018 10:29:32 Pacific Daylight Time

Compound name: 13C2-PFHxA
Response Factor: 0.997417
RRF SD: 0.035235, Relative SD: 3.53262
Response type: Internal Std (Ref 61), Area * (IS Conc. / IS Area)
Curve type: RF

	#	Name	Type	Std. Conc	RT	Area	IS Area	Response	Conc.	%Dev	Conc. Flag	CoD	CoD Flag	x=excluded
1	1	180925M1_2	Standard	5.000	3.27	8820.765	23452.268	4.701	4.7	-5.7	NO		NO	bb
2	2	180925M1_3	Standard	5.000	3.27	9395.471	23354.326	5.029	5.0	0.8	NO		NO	bb
3	3	180925M1_4	Standard	5.000	3.25	9677.298	24982.643	4.842	4.9	-2.9	NO		NO	bb
4	4	180925M1_5	Standard	5.000	3.24	9666.945	24051.020	5.024	5.0	0.7	NO		NO	bb
5	5	180925M1_6	Standard	5.000	3.24	9441.928	24243.816	4.868	4.9	-2.4	NO		NO	bb
6	6	180925M1_7	Standard	5.000	3.24	9602.077	24746.693	4.850	4.9	-2.7	NO		NO	bb
7	7	180925M1_8	Standard	5.000	3.23	9743.646	24350.445	5.002	5.0	0.3	NO		NO	bb
8	8	180925M1_9	Standard	5.000	3.24	9604.347	23618.811	5.083	5.1	1.9	NO		NO	bb
9	9	180925M1_10	Standard	5.000	3.23	9083.638	21947.883	5.173	5.2	3.7	NO		NO	MM
10	10	180925M1_11	Standard	5.000	3.23	8368.732	19745.543	5.298	5.3	6.2	NO		NO	bb

Compound name: 13C4-PFHpA
Response Factor: 0.527408
RRF SD: 0.00512563, Relative SD: 0.971853
Response type: Internal Std (Ref 61), Area * (IS Conc. / IS Area)
Curve type: RF

	#	Name	Type	Std. Conc	RT	Area	IS Area	Response	Conc.	%Dev	Conc. Flag	CoD	CoD Flag	x=excluded
1	1	180925M1_2	Standard	12.500	3.90	12253.047	23452.268	6.531	12.4	-0.9	NO		NO	bb
2	2	180925M1_3	Standard	12.500	3.90	12413.354	23354.326	6.644	12.6	0.8	NO		NO	bb
3	3	180925M1_4	Standard	12.500	3.88	13068.171	24982.643	6.539	12.4	-0.8	NO		NO	MM
4	4	180925M1_5	Standard	12.500	3.87	12817.613	24051.020	6.662	12.6	1.0	NO		NO	bb
5	5	180925M1_6	Standard	12.500	3.86	12862.163	24243.816	6.632	12.6	0.6	NO		NO	bb
6	6	180925M1_7	Standard	12.500	3.86	12907.523	24746.693	6.520	12.4	-1.1	NO		NO	bb
7	7	180925M1_8	Standard	12.500	3.86	12891.759	24350.445	6.618	12.5	0.4	NO		NO	bb
8	8	180925M1_9	Standard	12.500	3.86	12616.847	23618.811	6.677	12.7	1.3	NO		NO	bb
9	9	180925M1_10	Standard	12.500	3.86	11417.628	21947.883	6.503	12.3	-1.4	NO		NO	bb
10	10	180925M1_11	Standard	12.500	3.86	10427.980	19745.543	6.601	12.5	0.1	NO		NO	MM

Dataset: Z:\Projects\PFAS.PRO\Results\180925M1\180925M1-CRV.qld

Last Altered: Wednesday, September 26, 2018 10:07:47 Pacific Daylight Time
Printed: Wednesday, September 26, 2018 10:29:32 Pacific Daylight Time

Compound name: 18O2-PFHxS
Response Factor: 0.436943
RRF SD: 0.0168019, Relative SD: 3.84533
Response type: Internal Std (Ref 62), Area * (IS Conc. / IS Area)
Curve type: RF

	#	Name	Type	Std. Conc	RT	Area	IS Area	Response	Conc.	%Dev	Conc. Flag	CoD	CoD Flag	x=excluded
1	1	180925M1_2	Standard	12.500	4.04	1501.764	3432.881	5.468	12.5	0.1	NO		NO	bb
2	2	180925M1_3	Standard	12.500	4.04	1488.131	3407.506	5.459	12.5	-0.1	NO		NO	bd
3	3	180925M1_4	Standard	12.500	4.02	1594.772	3579.278	5.569	12.7	2.0	NO		NO	bb
4	4	180925M1_5	Standard	12.500	4.01	1473.046	3507.257	5.250	12.0	-3.9	NO		NO	bb
5	5	180925M1_6	Standard	12.500	4.01	1636.891	3553.386	5.758	13.2	5.4	NO		NO	bb
6	6	180925M1_7	Standard	12.500	4.01	1639.717	3502.868	5.851	13.4	7.1	NO		NO	bb
7	7	180925M1_8	Standard	12.500	4.01	1559.618	3665.438	5.319	12.2	-2.6	NO		NO	MM
8	8	180925M1_9	Standard	12.500	4.01	1578.761	3661.039	5.390	12.3	-1.3	NO		NO	bb
9	9	180925M1_10	Standard	12.500	4.01	1384.773	3245.812	5.333	12.2	-2.4	NO		NO	MM
10	10	180925M1_11	Standard	12.500	4.01	1244.635	2980.715	5.220	11.9	-4.4	NO		NO	MM

Compound name: 13C2-6:2 FTS
Response Factor: 0.91405
RRF SD: 0.129286, Relative SD: 14.1443
Response type: Internal Std (Ref 65), Area * (IS Conc. / IS Area)
Curve type: RF

	#	Name	Type	Std. Conc	RT	Area	IS Area	Response	Conc.	%Dev	Conc. Flag	CoD	CoD Flag	x=excluded
1	1	180925M1_2	Standard	12.500	4.36	2700.192	3518.944	9.592	10.5	-16.1	NO		NO	MM
2	2	180925M1_3	Standard	12.500	4.36	2768.715	3629.875	9.534	10.4	-16.6	NO		NO	MM
3	3	180925M1_4	Standard	12.500	4.35	3295.870	3703.301	11.125	12.2	-2.6	NO		NO	MM
4	4	180925M1_5	Standard	12.500	4.34	3217.464	3738.686	10.757	11.8	-5.8	NO		NO	bb
5	5	180925M1_6	Standard	12.500	4.34	3250.074	3593.480	11.305	12.4	-1.1	NO		NO	MM
6	6	180925M1_7	Standard	12.500	4.34	3308.760	3562.901	11.608	12.7	1.6	NO		NO	bb
7	7	180925M1_8	Standard	12.500	4.34	4043.615	3645.640	13.865	15.2	21.3	NO		NO	bb
8	8	180925M1_9	Standard	12.500	4.34	4160.203	3818.538	13.618	14.9	19.2	NO		NO	bb
9	9	180925M1_10	Standard	12.500	4.34	5508.836	3323.422	20.720	22.7	81.3	NO		NO	MMX
10	10	180925M1_11	Standard	12.500	4.33	7361.761	3007.443	30.598	33.5	167.8	NO		NO	MMX

Dataset: Z:\Projects\PFAS.PRO\Results\180925M1\180925M1-CRV.qld

Last Altered: Wednesday, September 26, 2018 10:07:47 Pacific Daylight Time
Printed: Wednesday, September 26, 2018 10:29:32 Pacific Daylight Time

Compound name: 13C2-PFOA
Response Factor: 0.565374
RRF SD: 0.0161079, Relative SD: 2.84906
Response type: Internal Std (Ref 63), Area * (IS Conc. / IS Area)
Curve type: RF

	#	Name	Type	Std. Conc	RT	Area	IS Area	Response	Conc.	%Dev	Conc. Flag	CoD	CoD Flag	x=excluded
1	1	180925M1_2	Standard	12.500	4.42	18331.305	32950.398	6.954	12.3	-1.6	NO		NO	bb
2	2	180925M1_3	Standard	12.500	4.42	18917.395	33580.969	7.042	12.5	-0.4	NO		NO	bb
3	3	180925M1_4	Standard	12.500	4.40	19909.936	35178.238	7.075	12.5	0.1	NO		NO	bb
4	4	180925M1_5	Standard	12.500	4.39	19467.846	33447.805	7.275	12.9	2.9	NO		NO	bb
5	5	180925M1_6	Standard	12.500	4.39	19563.840	34772.707	7.033	12.4	-0.5	NO		NO	bb
6	6	180925M1_7	Standard	12.500	4.39	18476.412	35109.031	6.578	11.6	-6.9	NO		NO	bb
7	7	180925M1_8	Standard	12.500	4.39	20018.270	34791.715	7.192	12.7	1.8	NO		NO	MM
8	8	180925M1_9	Standard	12.500	4.39	18957.873	33197.816	7.138	12.6	1.0	NO		NO	bb
9	9	180925M1_10	Standard	12.500	4.39	17295.250	30435.252	7.103	12.6	0.5	NO		NO	bb
10	10	180925M1_11	Standard	12.500	4.39	16395.223	28146.838	7.281	12.9	3.0	NO		NO	bb

Compound name: 13C5-PFNA
Response Factor: 0.989699
RRF SD: 0.025496, Relative SD: 2.57614
Response type: Internal Std (Ref 64), Area * (IS Conc. / IS Area)
Curve type: RF

	#	Name	Type	Std. Conc	RT	Area	IS Area	Response	Conc.	%Dev	Conc. Flag	CoD	CoD Flag	x=excluded
1	1	180925M1_2	Standard	12.500	4.85	22545.424	23938.818	11.772	11.9	-4.8	NO		NO	bb
2	2	180925M1_3	Standard	12.500	4.85	22823.764	22767.215	12.531	12.7	1.3	NO		NO	MM
3	3	180925M1_4	Standard	12.500	4.83	24645.912	25171.443	12.239	12.4	-1.1	NO		NO	bb
4	4	180925M1_5	Standard	12.500	4.83	24905.529	24436.516	12.740	12.9	3.0	NO		NO	MM
5	5	180925M1_6	Standard	12.500	4.83	23974.223	24106.369	12.431	12.6	0.5	NO		NO	bb
6	6	180925M1_7	Standard	12.500	4.83	24604.891	24973.260	12.316	12.4	-0.4	NO		NO	bb
7	7	180925M1_8	Standard	12.500	4.82	23690.184	23369.863	12.671	12.8	2.4	NO		NO	bb
8	8	180925M1_9	Standard	12.500	4.82	22771.334	23829.104	11.945	12.1	-3.4	NO		NO	bb
9	9	180925M1_10	Standard	12.500	4.82	21644.061	21329.221	12.685	12.8	2.5	NO		NO	bb
10	10	180925M1_11	Standard	12.500	4.82	19214.379	19397.568	12.382	12.5	0.1	NO		NO	MM

Dataset: Z:\Projects\PFAS.PRO\Results\180925M1\180925M1-CRV.qld

Last Altered: Wednesday, September 26, 2018 10:07:47 Pacific Daylight Time
Printed: Wednesday, September 26, 2018 10:29:32 Pacific Daylight Time

Compound name: 13C8-PFOSA
Response Factor: 0.209856
RRF SD: 0.0146913, Relative SD: 7.00067
Response type: Internal Std (Ref 67), Area * (IS Conc. / IS Area)
Curve type: RF

	#	Name	Type	Std. Conc	RT	Area	IS Area	Response	Conc.	%Dev	Conc. Flag	CoD	CoD Flag	x=excluded
1	1	180925M1_2	Standard	12.500	4.91	4939.453	26605.699	2.321	11.1	-11.5	NO		NO	bb
2	2	180925M1_3	Standard	12.500	4.90	5231.785	28229.088	2.317	11.0	-11.7	NO		NO	MM
3	3	180925M1_4	Standard	12.500	4.89	6069.479	29959.775	2.532	12.1	-3.5	NO		NO	MM
4	4	180925M1_5	Standard	12.500	4.88	6195.678	29145.195	2.657	12.7	1.3	NO		NO	MM
5	5	180925M1_6	Standard	12.500	4.88	6124.612	28658.422	2.671	12.7	1.8	NO		NO	bb
6	6	180925M1_7	Standard	12.500	4.88	6052.208	28146.080	2.688	12.8	2.5	NO		NO	bb
7	7	180925M1_8	Standard	12.500	4.88	6108.207	27558.730	2.771	13.2	5.6	NO		NO	bb
8	8	180925M1_9	Standard	12.500	4.88	5703.011	26954.252	2.645	12.6	0.8	NO		NO	bb
9	9	180925M1_10	Standard	12.500	4.88	5389.703	23468.258	2.871	13.7	9.4	NO		NO	bb
10	10	180925M1_11	Standard	12.500	4.88	4712.402	21343.758	2.760	13.2	5.2	NO		NO	bb

Compound name: 13C8-PFOS
Response Factor: 1.05337
RRF SD: 0.0290802, Relative SD: 2.76069
Response type: Internal Std (Ref 65), Area * (IS Conc. / IS Area)
Curve type: RF

	#	Name	Type	Std. Conc	RT	Area	IS Area	Response	Conc.	%Dev	Conc. Flag	CoD	CoD Flag	x=excluded
1	1	180925M1_2	Standard	12.500	4.93	3615.823	3518.944	12.844	12.2	-2.5	NO		NO	bb
2	2	180925M1_3	Standard	12.500	4.92	3886.922	3629.875	13.385	12.7	1.7	NO		NO	bb
3	3	180925M1_4	Standard	12.500	4.91	3795.640	3703.301	12.812	12.2	-2.7	NO		NO	bb
4	4	180925M1_5	Standard	12.500	4.91	3978.784	3738.686	13.303	12.6	1.0	NO		NO	bb
5	5	180925M1_6	Standard	12.500	4.91	3615.961	3593.480	12.578	11.9	-4.5	NO		NO	bb
6	6	180925M1_7	Standard	12.500	4.91	3880.836	3562.901	13.615	12.9	3.4	NO		NO	bb
7	7	180925M1_8	Standard	12.500	4.90	3984.790	3645.640	13.663	13.0	3.8	NO		NO	bb
8	8	180925M1_9	Standard	12.500	4.90	3945.059	3818.538	12.914	12.3	-1.9	NO		NO	MM
9	9	180925M1_10	Standard	12.500	4.90	3511.285	3323.422	13.207	12.5	0.3	NO		NO	bb
10	10	180925M1_11	Standard	12.500	4.90	3211.977	3007.443	13.350	12.7	1.4	NO		NO	bb

Dataset: Z:\Projects\PFAS.PRO\Results\180925M1\180925M1-CRV.qld

Last Altered: Wednesday, September 26, 2018 10:07:47 Pacific Daylight Time
Printed: Wednesday, September 26, 2018 10:29:32 Pacific Daylight Time

Compound name: 13C2-PFDA
Response Factor: 1.06861
RRF SD: 0.0410986, Relative SD: 3.846
Response type: Internal Std (Ref 66), Area * (IS Conc. / IS Area)
Curve type: RF

	#	Name	Type	Std. Conc	RT	Area	IS Area	Response	Conc.	%Dev	Conc. Flag	CoD	CoD Flag	x=excluded
1	1	180925M1_2	Standard	12.500	5.22	21093.064	18917.885	13.937	13.0	4.3	NO		NO	bb
2	2	180925M1_3	Standard	12.500	5.22	21703.682	19078.213	14.220	13.3	6.5	NO		NO	bb
3	3	180925M1_4	Standard	12.500	5.21	21886.271	21698.746	12.608	11.8	-5.6	NO		NO	bb
4	4	180925M1_5	Standard	12.500	5.20	21720.432	20737.412	13.093	12.3	-2.0	NO		NO	bb
5	5	180925M1_6	Standard	12.500	5.20	21345.232	20090.701	13.281	12.4	-0.6	NO		NO	bb
6	6	180925M1_7	Standard	12.500	5.20	21622.488	20516.281	13.174	12.3	-1.4	NO		NO	bb
7	7	180925M1_8	Standard	12.500	5.20	21823.053	20777.994	13.129	12.3	-1.7	NO		NO	bb
8	8	180925M1_9	Standard	12.500	5.20	21181.777	20506.902	12.911	12.1	-3.3	NO		NO	bb
9	9	180925M1_10	Standard	12.500	5.20	19118.910	18018.871	13.263	12.4	-0.7	NO		NO	bb
10	10	180925M1_11	Standard	12.500	5.19	18580.896	16637.500	13.960	13.1	4.5	NO		NO	bb

Compound name: 13C2-8:2 FTS
Response Factor: 0.72937
RRF SD: 0.0889337, Relative SD: 12.1932
Response type: Internal Std (Ref 65), Area * (IS Conc. / IS Area)
Curve type: RF

	#	Name	Type	Std. Conc	RT	Area	IS Area	Response	Conc.	%Dev	Conc. Flag	CoD	CoD Flag	x=excluded
1	1	180925M1_2	Standard	12.500	5.20	2169.667	3518.944	7.707	10.6	-15.5	NO		NO	MM
2	2	180925M1_3	Standard	12.500	5.19	2250.000	3629.875	7.748	10.6	-15.0	NO		NO	bb
3	3	180925M1_4	Standard	12.500	5.18	2717.333	3703.301	9.172	12.6	0.6	NO		NO	bb
4	4	180925M1_5	Standard	12.500	5.17	2594.151	3738.686	8.673	11.9	-4.9	NO		NO	bb
5	5	180925M1_6	Standard	12.500	5.18	2597.358	3593.480	9.035	12.4	-0.9	NO		NO	bb
6	6	180925M1_7	Standard	12.500	5.18	2668.359	3562.901	9.362	12.8	2.7	NO		NO	MM
7	7	180925M1_8	Standard	12.500	5.17	3082.121	3645.640	10.568	14.5	15.9	NO		NO	bb
8	8	180925M1_9	Standard	12.500	5.17	3260.103	3818.538	10.672	14.6	17.1	NO		NO	bb
9	9	180925M1_10	Standard	12.500	5.17	4319.706	3323.422	16.247	22.3	78.2	NO		NO	MMX
10	10	180925M1_11	Standard	12.500	5.17	5927.780	3007.443	24.638	33.8	170.2	NO		NO	MMX

Dataset: Z:\Projects\PFAS.PRO\Results\180925M1\180925M1-CRV.qld

Last Altered: Wednesday, September 26, 2018 10:07:47 Pacific Daylight Time
Printed: Wednesday, September 26, 2018 10:29:32 Pacific Daylight Time

Compound name: d3-N-MeFOSAA
Response Factor: 0.245585
RRF SD: 0.0188784, Relative SD: 7.68712
Response type: Internal Std (Ref 67), Area * (IS Conc. / IS Area)
Curve type: RF

	#	Name	Type	Std. Conc	RT	Area	IS Area	Response	Conc.	%Dev	Conc. Flag	CoD	CoD Flag	x=excluded
1	1	180925M1_2	Standard	12.500	5.37	6260.570	26605.699	2.941	12.0	-4.2	NO		NO	bb
2	2	180925M1_3	Standard	12.500	5.36	6268.512	28229.088	2.776	11.3	-9.6	NO		NO	MM
3	3	180925M1_4	Standard	12.500	5.35	6804.871	29959.775	2.839	11.6	-7.5	NO		NO	bb
4	4	180925M1_5	Standard	12.500	5.35	7140.165	29145.195	3.062	12.5	-0.2	NO		NO	MM
5	5	180925M1_6	Standard	12.500	5.35	6810.031	28658.422	2.970	12.1	-3.2	NO		NO	bb
6	6	180925M1_7	Standard	12.500	5.35	6666.405	28146.080	2.961	12.1	-3.6	NO		NO	bb
7	7	180925M1_8	Standard	12.500	5.34	6898.736	27558.730	3.129	12.7	1.9	NO		NO	MM
8	8	180925M1_9	Standard	12.500	5.34	6644.516	26954.252	3.081	12.5	0.4	NO		NO	bb
9	9	180925M1_10	Standard	12.500	5.34	6476.962	23468.258	3.450	14.0	12.4	NO		NO	MM
10	10	180925M1_11	Standard	12.500	5.34	5956.110	21343.758	3.488	14.2	13.6	NO		NO	bb

Compound name: 13C2-PFUdA
Response Factor: 0.965972
RRF SD: 0.0324848, Relative SD: 3.36291
Response type: Internal Std (Ref 67), Area * (IS Conc. / IS Area)
Curve type: RF

	#	Name	Type	Std. Conc	RT	Area	IS Area	Response	Conc.	%Dev	Conc. Flag	CoD	CoD Flag	x=excluded
1	1	180925M1_2	Standard	12.500	5.54	25714.271	26605.699	12.081	12.5	0.1	NO		NO	bb
2	2	180925M1_3	Standard	12.500	5.54	26640.896	28229.088	11.797	12.2	-2.3	NO		NO	bb
3	3	180925M1_4	Standard	12.500	5.53	28362.523	29959.775	11.834	12.3	-2.0	NO		NO	bb
4	4	180925M1_5	Standard	12.500	5.53	27081.896	29145.195	11.615	12.0	-3.8	NO		NO	bb
5	5	180925M1_6	Standard	12.500	5.52	26291.580	28658.422	11.468	11.9	-5.0	NO		NO	bb
6	6	180925M1_7	Standard	12.500	5.52	27930.572	28146.080	12.404	12.8	2.7	NO		NO	bb
7	7	180925M1_8	Standard	12.500	5.52	26939.629	27558.730	12.219	12.6	1.2	NO		NO	bb
8	8	180925M1_9	Standard	12.500	5.52	26352.943	26954.252	12.221	12.7	1.2	NO		NO	bb
9	9	180925M1_10	Standard	12.500	5.52	23040.553	23468.258	12.272	12.7	1.6	NO		NO	bb
10	10	180925M1_11	Standard	12.500	5.52	21916.613	21343.758	12.835	13.3	6.3	NO		NO	bb

Dataset: Z:\Projects\PFAS.PRO\Results\180925M1\180925M1-CRV.qld

Last Altered: Wednesday, September 26, 2018 10:07:47 Pacific Daylight Time
Printed: Wednesday, September 26, 2018 10:29:32 Pacific Daylight Time

Compound name: d5-N-EtFOSAA
Response Factor: 0.276635
RRF SD: 0.0132108, Relative SD: 4.77553
Response type: Internal Std (Ref 67), Area * (IS Conc. / IS Area)
Curve type: RF

	#	Name	Type	Std. Conc	RT	Area	IS Area	Response	Conc.	%Dev	Conc. Flag	CoD	CoD Flag	x=excluded
1	1	180925M1_2	Standard	12.500	5.52	7567.659	26605.699	3.555	12.9	2.8	NO		NO	bb
2	2	180925M1_3	Standard	12.500	5.52	7235.407	28229.088	3.204	11.6	-7.3	NO		NO	bb
3	3	180925M1_4	Standard	12.500	5.51	7532.173	29959.775	3.143	11.4	-9.1	NO		NO	bb
4	4	180925M1_5	Standard	12.500	5.50	8125.592	29145.195	3.485	12.6	0.8	NO		NO	bb
5	5	180925M1_6	Standard	12.500	5.50	7875.962	28658.422	3.435	12.4	-0.7	NO		NO	bb
6	6	180925M1_7	Standard	12.500	5.50	7938.996	28146.080	3.526	12.7	2.0	NO		NO	bb
7	7	180925M1_8	Standard	12.500	5.50	8134.131	27558.730	3.689	13.3	6.7	NO		NO	bb
8	8	180925M1_9	Standard	12.500	5.50	7480.500	26954.252	3.469	12.5	0.3	NO		NO	bb
9	9	180925M1_10	Standard	12.500	5.50	6631.065	23468.258	3.532	12.8	2.1	NO		NO	bb
10	10	180925M1_11	Standard	12.500	5.50	6046.215	21343.758	3.541	12.8	2.4	NO		NO	bb

Compound name: 13C2-PFDoA
Response Factor: 1.28807
RRF SD: 0.0312593, Relative SD: 2.42682
Response type: Internal Std (Ref 66), Area * (IS Conc. / IS Area)
Curve type: RF

	#	Name	Type	Std. Conc	RT	Area	IS Area	Response	Conc.	%Dev	Conc. Flag	CoD	CoD Flag	x=excluded
1	1	180925M1_2	Standard	12.500	5.82	24346.439	18917.885	16.087	12.5	-0.1	NO		NO	bb
2	2	180925M1_3	Standard	12.500	5.82	25609.914	19078.213	16.780	13.0	4.2	NO		NO	bb
3	3	180925M1_4	Standard	12.500	5.81	26817.289	21698.746	15.449	12.0	-4.1	NO		NO	bb
4	4	180925M1_5	Standard	12.500	5.80	25940.236	20737.412	15.636	12.1	-2.9	NO		NO	bb
5	5	180925M1_6	Standard	12.500	5.80	26083.939	20090.701	16.229	12.6	0.8	NO		NO	bb
6	6	180925M1_7	Standard	12.500	5.80	26582.010	20516.281	16.196	12.6	0.6	NO		NO	bb
7	7	180925M1_8	Standard	12.500	5.80	26584.186	20777.994	15.993	12.4	-0.7	NO		NO	bb
8	8	180925M1_9	Standard	12.500	5.80	26020.029	20506.902	15.861	12.3	-1.5	NO		NO	bb
9	9	180925M1_10	Standard	12.500	5.80	23524.166	18018.871	16.319	12.7	1.4	NO		NO	bb
10	10	180925M1_11	Standard	12.500	5.80	21909.256	16637.500	16.461	12.8	2.2	NO		NO	bb

Dataset: Z:\Projects\PFAS.PRO\Results\180925M1\180925M1-CRV.qld

Last Altered: Wednesday, September 26, 2018 10:07:47 Pacific Daylight Time
Printed: Wednesday, September 26, 2018 10:29:32 Pacific Daylight Time

Compound name: d3-N-MeFOSA
Response Factor: 0.0524986
RRF SD: 0.00601495, Relative SD: 11.4573
Response type: Internal Std (Ref 67), Area * (IS Conc. / IS Area)
Curve type: RF

	#	Name	Type	Std. Conc	RT	Area	IS Area	Response	Conc.	%Dev	Conc. Flag	CoD	CoD Flag	x=excluded
1	1	180925M1_2	Standard	150.000	5.86	14595.650	26605.699	6.857	130.6	-12.9	NO		NO	bb
2	2	180925M1_3	Standard	150.000	5.86	14571.269	28229.088	6.452	122.9	-18.1	NO		NO	bb
3	3	180925M1_4	Standard	150.000	5.84	17594.391	29959.775	7.341	139.8	-6.8	NO		NO	bb
4	4	180925M1_5	Standard	150.000	5.84	17527.191	29145.195	7.517	143.2	-4.5	NO		NO	bb
5	5	180925M1_6	Standard	150.000	5.83	17860.063	28658.422	7.790	148.4	-1.1	NO		NO	bb
6	6	180925M1_7	Standard	150.000	5.83	17739.947	28146.080	7.879	150.1	0.0	NO		NO	bb
7	7	180925M1_8	Standard	150.000	5.83	18166.750	27558.730	8.240	157.0	4.6	NO		NO	bb
8	8	180925M1_9	Standard	150.000	5.83	17900.135	26954.252	8.301	158.1	5.4	NO		NO	bb
9	9	180925M1_10	Standard	150.000	5.83	16830.129	23468.258	8.964	170.8	13.8	NO		NO	bb
10	10	180925M1_11	Standard	150.000	5.84	16061.091	21343.758	9.406	179.2	19.4	NO		NO	bb

Compound name: 13C2-PFTeDA
Response Factor: 0.633995
RRF SD: 0.0863283, Relative SD: 13.6166
Response type: Internal Std (Ref 67), Area * (IS Conc. / IS Area)
Curve type: RF

	#	Name	Type	Std. Conc	RT	Area	IS Area	Response	Conc.	%Dev	Conc. Flag	CoD	CoD Flag	x=excluded
1	1	180925M1_2	Standard	12.500	6.27	14197.536	26605.699	6.670	10.5	-15.8	NO		NO	bb
2	2	180925M1_3	Standard	12.500	6.27	15556.188	28229.088	6.888	10.9	-13.1	NO		NO	bb
3	3	180925M1_4	Standard	12.500	6.26	17614.535	29959.775	7.349	11.6	-7.3	NO		NO	bb
4	4	180925M1_5	Standard	12.500	6.26	17095.582	29145.195	7.332	11.6	-7.5	NO		NO	bb
5	5	180925M1_6	Standard	12.500	6.26	17601.492	28658.422	7.677	12.1	-3.1	NO		NO	MM
6	6	180925M1_7	Standard	12.500	6.26	16891.232	28146.080	7.502	11.8	-5.3	NO		NO	bb
7	7	180925M1_8	Standard	12.500	6.26	17524.770	27558.730	7.949	12.5	0.3	NO		NO	bb
8	8	180925M1_9	Standard	12.500	6.26	18256.369	26954.252	8.466	13.4	6.8	NO		NO	bb
9	9	180925M1_10	Standard	12.500	6.26	17550.725	23468.258	9.348	14.7	18.0	NO		NO	bb
10	10	180925M1_11	Standard	12.500	6.25	17189.668	21343.758	10.067	15.9	27.0	NO		NO	bb

Dataset: Z:\Projects\PFAS.PRO\Results\180925M1\180925M1-CRV.qld

Last Altered: Wednesday, September 26, 2018 10:07:47 Pacific Daylight Time
Printed: Wednesday, September 26, 2018 10:29:32 Pacific Daylight Time

Compound name: d5-N-ETFOSA
Response Factor: 0.0583272
RRF SD: 0.00542631, Relative SD: 9.30321
Response type: Internal Std (Ref 67), Area * (IS Conc. / IS Area)
Curve type: RF

	#	Name	Type	Std. Conc	RT	Area	IS Area	Response	Conc.	%Dev	Conc. Flag	CoD	CoD Flag	x=excluded
1	1	180925M1_2	Standard	150.000	6.23	16428.164	26605.699	7.718	132.3	-11.8	NO		NO	bb
2	2	180925M1_3	Standard	150.000	6.23	16468.330	28229.088	7.292	125.0	-16.7	NO		NO	bb
3	3	180925M1_4	Standard	150.000	6.21	19535.498	29959.775	8.151	139.7	-6.8	NO		NO	bb
4	4	180925M1_5	Standard	150.000	6.21	19787.176	29145.195	8.486	145.5	-3.0	NO		NO	bb
5	5	180925M1_6	Standard	150.000	6.21	20374.098	28658.422	8.887	152.4	1.6	NO		NO	bb
6	6	180925M1_7	Standard	150.000	6.21	20919.082	28146.080	9.290	159.3	6.2	NO		NO	bb
7	7	180925M1_8	Standard	150.000	6.21	20885.818	27558.730	9.473	162.4	8.3	NO		NO	bb
8	8	180925M1_9	Standard	150.000	6.21	19390.375	26954.252	8.992	154.2	2.8	NO		NO	bb
9	9	180925M1_10	Standard	150.000	6.21	17918.383	23468.258	9.544	163.6	9.1	NO		NO	bb
10	10	180925M1_11	Standard	150.000	6.21	16488.508	21343.758	9.657	165.6	10.4	NO		NO	bb

Compound name: 13C2-PFHxDA
Response Factor: 0.93842
RRF SD: 0.116511, Relative SD: 12.4157
Response type: Internal Std (Ref 67), Area * (IS Conc. / IS Area)
Curve type: RF

	#	Name	Type	Std. Conc	RT	Area	IS Area	Response	Conc.	%Dev	Conc. Flag	CoD	CoD Flag	x=excluded
1	1	180925M1_2	Standard	5.000	6.58	9279.982	26605.699	4.360	4.6	-7.1	NO		NO	bb
2	2	180925M1_3	Standard	5.000	6.58	9376.514	28229.088	4.152	4.4	-11.5	NO		NO	bb
3	3	180925M1_4	Standard	5.000	6.58	10080.205	29959.775	4.206	4.5	-10.4	NO		NO	bb
4	4	180925M1_5	Standard	5.000	6.57	9962.339	29145.195	4.273	4.6	-8.9	NO		NO	bb
5	5	180925M1_6	Standard	5.000	6.57	10002.696	28658.422	4.363	4.6	-7.0	NO		NO	bb
6	6	180925M1_7	Standard	5.000	6.57	10256.782	28146.080	4.555	4.9	-2.9	NO		NO	bb
7	7	180925M1_8	Standard	5.000	6.57	10668.905	27558.730	4.839	5.2	3.1	NO		NO	bb
8	8	180925M1_9	Standard	5.000	6.57	10450.785	26954.252	4.847	5.2	3.3	NO		NO	bb
9	9	180925M1_10	Standard	5.000	6.57	10069.250	23468.258	5.363	5.7	14.3	NO		NO	bb
10	10	180925M1_11	Standard	5.000	6.56	10182.932	21343.758	5.964	6.4	27.1	NO		NO	bb

Dataset: Z:\Projects\PFAS.PRO\Results\180925M1\180925M1-CRV.qld

Last Altered: Wednesday, September 26, 2018 10:07:47 Pacific Daylight Time
Printed: Wednesday, September 26, 2018 10:29:32 Pacific Daylight Time

Compound name: d7-N-MeFOSE
Response Factor: 0.0431568
RRF SD: 0.00697732, Relative SD: 16.1674
Response type: Internal Std (Ref 67), Area * (IS Conc. / IS Area)
Curve type: RF

	#	Name	Type	Std. Conc	RT	Area	IS Area	Response	Conc.	%Dev	Conc. Flag	CoD	CoD Flag	x=excluded
1	1	180925M1_2	Standard	150.000	6.33	11069.695	26605.699	5.201	120.5	-19.7	NO		NO	bb
2	2	180925M1_3	Standard	150.000	6.33	11381.281	28229.088	5.040	116.8	-22.1	NO		NO	bb
3	3	180925M1_4	Standard	150.000	6.33	13933.662	29959.775	5.813	134.7	-10.2	NO		NO	bb
4	4	180925M1_5	Standard	150.000	6.32	14227.839	29145.195	6.102	141.4	-5.7	NO		NO	bb
5	5	180925M1_6	Standard	150.000	6.33	14166.613	28658.422	6.179	143.2	-4.5	NO		NO	bb
6	6	180925M1_7	Standard	150.000	6.33	14718.704	28146.080	6.537	151.5	1.0	NO		NO	bb
7	7	180925M1_8	Standard	150.000	6.33	15082.547	27558.730	6.841	158.5	5.7	NO		NO	bb
8	8	180925M1_9	Standard	150.000	6.33	14925.830	26954.252	6.922	160.4	6.9	NO		NO	bb
9	9	180925M1_10	Standard	150.000	6.33	14504.246	23468.258	7.725	179.0	19.3	NO		NO	bb
10	10	180925M1_11	Standard	150.000	6.33	14300.012	21343.758	8.375	194.1	29.4	NO		NO	bb

Compound name: d9-N-EtFOSE
Response Factor: 0.0434649
RRF SD: 0.0072953, Relative SD: 16.7843
Response type: Internal Std (Ref 67), Area * (IS Conc. / IS Area)
Curve type: RF

	#	Name	Type	Std. Conc	RT	Area	IS Area	Response	Conc.	%Dev	Conc. Flag	CoD	CoD Flag	x=excluded
1	1	180925M1_2	Standard	150.000	6.48	11090.633	26605.699	5.211	119.9	-20.1	NO		NO	bb
2	2	180925M1_3	Standard	150.000	6.48	11485.377	28229.088	5.086	117.0	-22.0	NO		NO	bb
3	3	180925M1_4	Standard	150.000	6.48	14179.972	29959.775	5.916	136.1	-9.3	NO		NO	bb
4	4	180925M1_5	Standard	150.000	6.48	14297.758	29145.195	6.132	141.1	-5.9	NO		NO	bb
5	5	180925M1_6	Standard	150.000	6.48	14110.390	28658.422	6.155	141.6	-5.6	NO		NO	bb
6	6	180925M1_7	Standard	150.000	6.48	14460.173	28146.080	6.422	147.7	-1.5	NO		NO	bb
7	7	180925M1_8	Standard	150.000	6.48	15406.801	27558.730	6.988	160.8	7.2	NO		NO	bb
8	8	180925M1_9	Standard	150.000	6.48	14856.906	26954.252	6.890	158.5	5.7	NO		NO	bb
9	9	180925M1_10	Standard	150.000	6.48	14603.955	23468.258	7.779	179.0	19.3	NO		NO	bb
10	10	180925M1_11	Standard	150.000	6.48	14717.789	21343.758	8.619	198.3	32.2	NO		NO	bb

Dataset: Z:\Projects\PFAS.PRO\Results\180925M1\180925M1-CRV.qld

Last Altered: Wednesday, September 26, 2018 10:07:47 Pacific Daylight Time
Printed: Wednesday, September 26, 2018 10:29:32 Pacific Daylight Time

Compound name: 13C4-PFBA
Response Factor: 1
RRF SD: 8.27511e-017, Relative SD: 8.27511e-015
Response type: Internal Std (Ref 60), Area * (IS Conc. / IS Area)
Curve type: RF

	#	Name	Type	Std. Conc	RT	Area	IS Area	Response	Conc.	%Dev	Conc. Flag	CoD	CoD Flag	x=excluded
1	1	180925M1_2	Standard	12.500	1.50	14722.623	14722.623	12.500	12.5	0.0	NO		NO	bb
2	2	180925M1_3	Standard	12.500	1.50	14882.491	14882.491	12.500	12.5	0.0	NO		NO	bb
3	3	180925M1_4	Standard	12.500	1.48	15890.384	15890.384	12.500	12.5	0.0	NO		NO	bb
4	4	180925M1_5	Standard	12.500	1.46	15808.664	15808.664	12.500	12.5	0.0	NO		NO	bb
5	5	180925M1_6	Standard	12.500	1.46	15554.885	15554.885	12.500	12.5	0.0	NO		NO	bb
6	6	180925M1_7	Standard	12.500	1.46	16259.325	16259.325	12.500	12.5	0.0	NO		NO	bb
7	7	180925M1_8	Standard	12.500	1.46	16501.814	16501.814	12.500	12.5	0.0	NO		NO	bb
8	8	180925M1_9	Standard	12.500	1.46	16192.452	16192.452	12.500	12.5	0.0	NO		NO	bb
9	9	180925M1_10	Standard	12.500	1.46	15577.205	15577.205	12.500	12.5	0.0	NO		NO	bb
10	10	180925M1_11	Standard	12.500	1.46	15132.063	15132.063	12.500	12.5	0.0	NO		NO	bb

Compound name: 13C5-PFHxA
Response Factor: 1
RRF SD: 0, Relative SD: 0
Response type: Internal Std (Ref 61), Area * (IS Conc. / IS Area)
Curve type: RF

	#	Name	Type	Std. Conc	RT	Area	IS Area	Response	Conc.	%Dev	Conc. Flag	CoD	CoD Flag	x=excluded
1	1	180925M1_2	Standard	12.500	3.27	23452.268	23452.268	12.500	12.5	0.0	NO		NO	bb
2	2	180925M1_3	Standard	12.500	3.27	23354.326	23354.326	12.500	12.5	0.0	NO		NO	bb
3	3	180925M1_4	Standard	12.500	3.25	24982.643	24982.643	12.500	12.5	0.0	NO		NO	bb
4	4	180925M1_5	Standard	12.500	3.24	24051.020	24051.020	12.500	12.5	0.0	NO		NO	bb
5	5	180925M1_6	Standard	12.500	3.24	24243.816	24243.816	12.500	12.5	0.0	NO		NO	bb
6	6	180925M1_7	Standard	12.500	3.23	24746.693	24746.693	12.500	12.5	0.0	NO		NO	bb
7	7	180925M1_8	Standard	12.500	3.23	24350.445	24350.445	12.500	12.5	0.0	NO		NO	bb
8	8	180925M1_9	Standard	12.500	3.23	23618.811	23618.811	12.500	12.5	0.0	NO		NO	bb
9	9	180925M1_10	Standard	12.500	3.23	21947.883	21947.883	12.500	12.5	0.0	NO		NO	bb
10	10	180925M1_11	Standard	12.500	3.23	19745.543	19745.543	12.500	12.5	0.0	NO		NO	bb

Dataset: Z:\Projects\PFAS.PRO\Results\180925M1\180925M1-CRV.qld

Last Altered: Wednesday, September 26, 2018 10:07:47 Pacific Daylight Time
Printed: Wednesday, September 26, 2018 10:29:32 Pacific Daylight Time

Compound name: 13C3-PFHxS
Response Factor: 1
RRF SD: 8.27511e-017, Relative SD: 8.27511e-015
Response type: Internal Std (Ref 62), Area * (IS Conc. / IS Area)
Curve type: RF

	#	Name	Type	Std. Conc	RT	Area	IS Area	Response	Conc.	%Dev	Conc. Flag	CoD	CoD Flag	x=excluded
1	1	180925M1_2	Standard	12.500	4.04	3432.881	3432.881	12.500	12.5	0.0	NO		NO	MM
2	2	180925M1_3	Standard	12.500	4.04	3407.506	3407.506	12.500	12.5	0.0	NO		NO	bb
3	3	180925M1_4	Standard	12.500	4.02	3579.278	3579.278	12.500	12.5	0.0	NO		NO	bb
4	4	180925M1_5	Standard	12.500	4.01	3507.257	3507.257	12.500	12.5	0.0	NO		NO	bb
5	5	180925M1_6	Standard	12.500	4.01	3553.386	3553.386	12.500	12.5	0.0	NO		NO	bb
6	6	180925M1_7	Standard	12.500	4.01	3502.868	3502.868	12.500	12.5	0.0	NO		NO	bb
7	7	180925M1_8	Standard	12.500	4.01	3665.438	3665.438	12.500	12.5	0.0	NO		NO	MM
8	8	180925M1_9	Standard	12.500	4.01	3661.039	3661.039	12.500	12.5	0.0	NO		NO	bb
9	9	180925M1_10	Standard	12.500	4.01	3245.812	3245.812	12.500	12.5	0.0	NO		NO	bb
10	10	180925M1_11	Standard	12.500	4.01	2980.715	2980.715	12.500	12.5	0.0	NO		NO	bb

Compound name: 13C8-PFOA
Response Factor: 1
RRF SD: 6.40988e-017, Relative SD: 6.40988e-015
Response type: Internal Std (Ref 63), Area * (IS Conc. / IS Area)
Curve type: RF

	#	Name	Type	Std. Conc	RT	Area	IS Area	Response	Conc.	%Dev	Conc. Flag	CoD	CoD Flag	x=excluded
1	1	180925M1_2	Standard	12.500	4.42	32950.398	32950.398	12.500	12.5	0.0	NO		NO	bb
2	2	180925M1_3	Standard	12.500	4.42	33580.969	33580.969	12.500	12.5	0.0	NO		NO	bb
3	3	180925M1_4	Standard	12.500	4.40	35178.238	35178.238	12.500	12.5	0.0	NO		NO	bb
4	4	180925M1_5	Standard	12.500	4.39	33447.805	33447.805	12.500	12.5	0.0	NO		NO	bb
5	5	180925M1_6	Standard	12.500	4.39	34772.707	34772.707	12.500	12.5	0.0	NO		NO	MM
6	6	180925M1_7	Standard	12.500	4.39	35109.031	35109.031	12.500	12.5	0.0	NO		NO	bb
7	7	180925M1_8	Standard	12.500	4.39	34791.715	34791.715	12.500	12.5	0.0	NO		NO	bb
8	8	180925M1_9	Standard	12.500	4.39	33197.816	33197.816	12.500	12.5	0.0	NO		NO	bb
9	9	180925M1_10	Standard	12.500	4.39	30435.252	30435.252	12.500	12.5	0.0	NO		NO	bb
10	10	180925M1_11	Standard	12.500	4.39	28146.838	28146.838	12.500	12.5	0.0	NO		NO	bb

Dataset: Z:\Projects\PFAS.PRO\Results\180925M1\180925M1-CRV.qld

Last Altered: Wednesday, September 26, 2018 10:07:47 Pacific Daylight Time
Printed: Wednesday, September 26, 2018 10:29:32 Pacific Daylight Time

Compound name: 13C9-PFNA
Response Factor: 1
RRF SD: 0, Relative SD: 0
Response type: Internal Std (Ref 64), Area * (IS Conc. / IS Area)
Curve type: RF

	#	Name	Type	Std. Conc	RT	Area	IS Area	Response	Conc.	%Dev	Conc. Flag	CoD	CoD Flag	x=excluded
1	1	180925M1_2	Standard	12.500	4.85	23938.818	23938.818	12.500	12.5	0.0	NO		NO	bb
2	2	180925M1_3	Standard	12.500	4.85	22767.215	22767.215	12.500	12.5	0.0	NO		NO	bb
3	3	180925M1_4	Standard	12.500	4.83	25171.443	25171.443	12.500	12.5	0.0	NO		NO	bb
4	4	180925M1_5	Standard	12.500	4.83	24436.516	24436.516	12.500	12.5	0.0	NO		NO	bb
5	5	180925M1_6	Standard	12.500	4.82	24106.369	24106.369	12.500	12.5	0.0	NO		NO	bb
6	6	180925M1_7	Standard	12.500	4.82	24973.260	24973.260	12.500	12.5	0.0	NO		NO	bb
7	7	180925M1_8	Standard	12.500	4.82	23369.863	23369.863	12.500	12.5	0.0	NO		NO	bb
8	8	180925M1_9	Standard	12.500	4.82	23829.104	23829.104	12.500	12.5	0.0	NO		NO	bb
9	9	180925M1_10	Standard	12.500	4.82	21329.221	21329.221	12.500	12.5	0.0	NO		NO	bb
10	10	180925M1_11	Standard	12.500	4.82	19397.568	19397.568	12.500	12.5	0.0	NO		NO	MM

Compound name: 13C4-PFOS
Response Factor: 1
RRF SD: 9.79125e-017, Relative SD: 9.79125e-015
Response type: Internal Std (Ref 65), Area * (IS Conc. / IS Area)
Curve type: RF

	#	Name	Type	Std. Conc	RT	Area	IS Area	Response	Conc.	%Dev	Conc. Flag	CoD	CoD Flag	x=excluded
1	1	180925M1_2	Standard	12.500	4.93	3518.944	3518.944	12.500	12.5	0.0	NO		NO	MM
2	2	180925M1_3	Standard	12.500	4.93	3629.875	3629.875	12.500	12.5	0.0	NO		NO	bb
3	3	180925M1_4	Standard	12.500	4.91	3703.301	3703.301	12.500	12.5	0.0	NO		NO	bb
4	4	180925M1_5	Standard	12.500	4.91	3738.686	3738.686	12.500	12.5	0.0	NO		NO	bb
5	5	180925M1_6	Standard	12.500	4.91	3593.480	3593.480	12.500	12.5	0.0	NO		NO	bb
6	6	180925M1_7	Standard	12.500	4.91	3562.901	3562.901	12.500	12.5	0.0	NO		NO	bb
7	7	180925M1_8	Standard	12.500	4.90	3645.640	3645.640	12.500	12.5	0.0	NO		NO	bb
8	8	180925M1_9	Standard	12.500	4.91	3818.538	3818.538	12.500	12.5	0.0	NO		NO	MM
9	9	180925M1_10	Standard	12.500	4.90	3323.422	3323.422	12.500	12.5	0.0	NO		NO	bb
10	10	180925M1_11	Standard	12.500	4.90	3007.443	3007.443	12.500	12.5	0.0	NO		NO	bb

Dataset: Z:\Projects\PFAS.PRO\Results\180925M1\180925M1-CRV.qld

Last Altered: Wednesday, September 26, 2018 10:07:47 Pacific Daylight Time
Printed: Wednesday, September 26, 2018 10:29:32 Pacific Daylight Time

Compound name: 13C6-PFDA
Response Factor: 1
RRF SD: 0, Relative SD: 0
Response type: Internal Std (Ref 66), Area * (IS Conc. / IS Area)
Curve type: RF

	#	Name	Type	Std. Conc	RT	Area	IS Area	Response	Conc.	%Dev	Conc. Flag	CoD	CoD Flag	x=excluded
1	1	180925M1_2	Standard	12.500	5.22	18917.885	18917.885	12.500	12.5	0.0	NO		NO	bb
2	2	180925M1_3	Standard	12.500	5.22	19078.213	19078.213	12.500	12.5	0.0	NO		NO	bb
3	3	180925M1_4	Standard	12.500	5.21	21698.746	21698.746	12.500	12.5	0.0	NO		NO	bb
4	4	180925M1_5	Standard	12.500	5.20	20737.412	20737.412	12.500	12.5	0.0	NO		NO	bb
5	5	180925M1_6	Standard	12.500	5.20	20090.701	20090.701	12.500	12.5	0.0	NO		NO	bb
6	6	180925M1_7	Standard	12.500	5.20	20516.281	20516.281	12.500	12.5	0.0	NO		NO	bb
7	7	180925M1_8	Standard	12.500	5.20	20777.994	20777.994	12.500	12.5	0.0	NO		NO	bb
8	8	180925M1_9	Standard	12.500	5.20	20506.902	20506.902	12.500	12.5	0.0	NO		NO	bb
9	9	180925M1_10	Standard	12.500	5.20	18018.871	18018.871	12.500	12.5	0.0	NO		NO	bb
10	10	180925M1_11	Standard	12.500	5.19	16637.500	16637.500	12.500	12.5	0.0	NO		NO	bb

Compound name: 13C7-PFUdA
Response Factor: 1
RRF SD: 1.33432e-016, Relative SD: 1.33432e-014
Response type: Internal Std (Ref 67), Area * (IS Conc. / IS Area)
Curve type: RF

	#	Name	Type	Std. Conc	RT	Area	IS Area	Response	Conc.	%Dev	Conc. Flag	CoD	CoD Flag	x=excluded
1	1	180925M1_2	Standard	12.500	5.54	26605.699	26605.699	12.500	12.5	0.0	NO		NO	bb
2	2	180925M1_3	Standard	12.500	5.54	28229.088	28229.088	12.500	12.5	0.0	NO		NO	bb
3	3	180925M1_4	Standard	12.500	5.53	29959.775	29959.775	12.500	12.5	0.0	NO		NO	bb
4	4	180925M1_5	Standard	12.500	5.52	29145.195	29145.195	12.500	12.5	0.0	NO		NO	bb
5	5	180925M1_6	Standard	12.500	5.52	28658.422	28658.422	12.500	12.5	0.0	NO		NO	bb
6	6	180925M1_7	Standard	12.500	5.52	28146.080	28146.080	12.500	12.5	0.0	NO		NO	bb
7	7	180925M1_8	Standard	12.500	5.52	27558.730	27558.730	12.500	12.5	0.0	NO		NO	bb
8	8	180925M1_9	Standard	12.500	5.52	26954.252	26954.252	12.500	12.5	0.0	NO		NO	bb
9	9	180925M1_10	Standard	12.500	5.52	23468.258	23468.258	12.500	12.5	0.0	NO		NO	bb
10	10	180925M1_11	Standard	12.500	5.52	21343.758	21343.758	12.500	12.5	0.0	NO		NO	bb

Vista Analytical Laboratory

Dataset: Z:\Projects\PFAS.PRO\Results\180925M1\180925M1-CRV.qld

Last Altered: Wednesday, September 26, 2018 10:07:47 Pacific Daylight Time
Printed: Wednesday, September 26, 2018 10:30:20 Pacific Daylight Time

Method: Z:\Projects\PFAS.PRO\MethDB\PFAS_FULL_80C_092518.mdb 26 Sep 2018 09:51:35
Calibration: Z:\Projects\PFAS.PRO\CurveDB\C18_VAL-PFAS_Q4_09-25-18.cdb 26 Sep 2018 10:07:46

Name: 180925M1_2, Date: 25-Sep-2018, Time: 13:07:06, ID: ST180925M1-1 PFC CS-2 18I1701, Description: PFC CS-2 18I1701

	#	Name	IS#	CoD	CoD Flag	%RSD
1	1	PFBA	36	0.9999	NO	
2	2	PFPeA	37	1.0000	NO	
3	3	PFBS	38	0.9999	NO	
4	4	4:2 FTS	39	0.9990	NO	
5	5	PFHxA	40	0.9997	NO	
6	6	PFPeS	38	0.9997	NO	
7	7	PFHpA	41	0.9998	NO	
8	8	L-PFHxS	42	0.9998	NO	
9	10	6:2 FTS	43	0.9974	NO	
10	11	L-PFOA	44	0.9999	NO	
11	13	PFHpS	47	0.9999	NO	
12	14	PFNA	45	0.9998	NO	
13	15	PFOSA	46	0.9996	NO	
14	16	L-PFOS	47	0.9999	NO	
15	18	PFDA	48	0.9998	NO	
16	19	8:2 FTS	49	0.9996	NO	
17	20	PFNS	47	0.9999	NO	
18	21	L-MeFOSAA	50	0.9994	NO	
19	23	L-EtFOSAA	52	0.9998	NO	

Dataset: Z:\Projects\PFAS.PRO\Results\180925M1\180925M1-CRV.qld

Last Altered: Wednesday, September 26, 2018 10:07:47 Pacific Daylight Time
Printed: Wednesday, September 26, 2018 10:30:27 Pacific Daylight Time

Method: Z:\Projects\PFAS.PRO\MethDB\PFAS_FULL_80C_092518.mdb 26 Sep 2018 09:51:35
Calibration: Z:\Projects\PFAS.PRO\CurveDB\C18_VAL-PFAS_Q4_09-25-18.cdb 26 Sep 2018 10:07:46

Name: 180925M1_2, Date: 25-Sep-2018, Time: 13:07:06, ID: ST180925M1-1 PFC CS-2 18I1701, Description: PFC CS-2 18I1701

	#	Name	IS#	CoD	CoD Flag	%RSD
1	25	PFUdA	51	0.9999	NO	
2	26	PFDS	47	0.9996	NO	
3	27	PFDoA	53	0.9996	NO	
4	28	N-MeFOSA	54	0.9998	NO	
5	29	PFTrDA	53	1.0000	NO	
6	30	PFTeDA	55	0.9998	NO	
7	31	N-EtFOSA	56	0.9999	NO	
8	32	PFHxDA	57	0.9999	NO	
9	33	PFODA	57	0.9999	NO	
10	34	N-MeFOSE	58	0.9999	NO	
11	35	N-EtFOSE	59	1.0000	NO	
12	36	13C3-PFBA	60		NO	0.928
13	37	13C3-PFPeA	61		NO	2.229
14	38	13C3-PFBS	62		NO	3.247
15	39	13C2-4:2 FTS	62		NO	12.273
16	40	13C2-PFHxA	61		NO	3.533
17	41	13C4-PFHpA	61		NO	0.972
18	42	18O2-PFHxS	62		NO	3.845
19	43	13C2-6:2 FTS	65		NO	14.144
20	44	13C2-PFOA	63		NO	2.849
21	45	13C5-PFNA	64		NO	2.576
22	46	13C8-PFOSA	67		NO	7.001
23	47	13C8-PFOS	65		NO	2.761
24	48	13C2-PFDA	66		NO	3.846
25	49	13C2-8:2 FTS	65		NO	12.193
26	50	d3-N-MeFOSAA	67		NO	7.687
27	51	13C2-PFUdA	67		NO	3.363
28	52	d5-N-EtFOSAA	67		NO	4.776
29	53	13C2-PFDoA	66		NO	2.427
30	54	d3-N-MeFOSA	67		NO	11.457
31	55	13C2-PFTeDA	67		NO	13.617

Dataset: Z:\Projects\PFAS.PRO\Results\180925M1\180925M1-CRV.qld

Last Altered: Wednesday, September 26, 2018 10:07:47 Pacific Daylight Time
Printed: Wednesday, September 26, 2018 10:30:27 Pacific Daylight Time

Name: 180925M1_2, Date: 25-Sep-2018, Time: 13:07:06, ID: ST180925M1-1 PFC CS-2 18I1701, Description: PFC CS-2 18I1701

	#	Name	IS#	CoD	CoD Flag	%RSD
32	56	d5-N-ETFOSA	67		NO	9.303
33	57	13C2-PFHxDA	67		NO	12.416
34	58	d7-N-MeFOSE	67		NO	16.167
35	59	d9-N-EtFOSE	67		NO	16.784
36	60	13C4-PFBA	60		NO	0.000
37	61	13C5-PFHxA	61		NO	0.000
38	62	13C3-PFHxS	62		NO	0.000
39	63	13C8-PFOA	63		NO	0.000
40	64	13C9-PFNA	64		NO	0.000
41	65	13C4-PFOS	65		NO	0.000
42	66	13C6-PFDA	66		NO	0.000
43	67	13C7-PFUdA	67		NO	0.000

Vista Analytical Laboratory

Dataset: Z:\Projects\PFAS.PRO\Results\180925M1\180925M1-CRV.qld

Last Altered: Wednesday, September 26, 2018 10:07:47 Pacific Daylight Time
Printed: Wednesday, September 26, 2018 10:31:07 Pacific Daylight Time

Method: Z:\Projects\PFAS.PRO\MethDB\PFAS_FULL_80C_092518.mdb 26 Sep 2018 09:51:35
Calibration: Z:\Projects\PFAS.PRO\CurveDB\C18_VAL-PFAS_Q4_09-25-18.cdb 26 Sep 2018 10:07:46

Name: 180925M1_7, Date: 25-Sep-2018, Time: 14:00:06, ID: ST180925M1-6 PFC CS3 18I1706, Description: PFC CS3 18I1706

	Name	Ion Ratio	Ratio out?
1	PFBA		
2	PFPeA		
3	PFBS	2.533	NO
4	4:2 FTS	2.010	NO
5	PFHxA	15.410	NO
6	PFPeS	1.449	NO
7	PFHpA	10.516	NO
8	L-PFHxS	1.589	NO
9	6:2 FTS	3.493	NO
10	L-PFOA	3.271	NO
11	PFHpS	2.011	NO
12	PFNA	3.807	NO
13	PFOSA	37.501	NO
14	L-PFOS	1.841	NO
15	PFDA	5.087	NO
16	8:2 FTS	2.354	NO
17	PFNS	1.586	NO
18	L-MeFOSAA	2.664	NO
19	L-EtFOSAA	1.407	NO

Dataset: Z:\Projects\PFAS.PRO\Results\180925M1\180925M1-CRV.qld

Last Altered: Wednesday, September 26, 2018 10:07:47 Pacific Daylight Time
Printed: Wednesday, September 26, 2018 10:31:16 Pacific Daylight Time

Method: Z:\Projects\PFAS.PRO\MethDB\PFAS_FULL_80C_092518.mdb 26 Sep 2018 09:51:35
Calibration: Z:\Projects\PFAS.PRO\CurveDB\C18_VAL-PFAS_Q4_09-25-18.cdb 26 Sep 2018 10:07:46

Name: 180925M1_7, Date: 25-Sep-2018, Time: 14:00:06, ID: ST180925M1-6 PFC CS3 18I1706, Description: PFC CS3 18I1706

	Name	Ion Ratio	Ratio out?
1	PFUdA	9.360	NO
2	PFDS	1.569	NO
3	PFDoA	10.488	NO
4	N-MeFOSA	1.539	NO
5	PFTrDA	23.822	NO
6	PFTeDA	14.948	NO
7	N-EtFOSA	1.507	NO
8	PFHxDA	21.772	NO
9	PFODA		
10	N-MeFOSE		
11	N-EtFOSE		

Quantify Compound Summary Report **MassLynx MassLynx V4.1 SCN 945**
Vista Analytical Laboratory

Dataset: Untitled

Last Altered: Wednesday, September 26, 2018 10:32:25 Pacific Daylight Time
Printed: Wednesday, September 26, 2018 10:32:36 Pacific Daylight Time

Method: Z:\Projects\PFAS.PRO\MethDB\PFAS_FULL_80C_092518.mdb 26 Sep 2018 09:51:35
Calibration: Z:\Projects\PFAS.PRO\CurveDB\C18_VAL-PFAS_Q4_09-25-18.cdb 26 Sep 2018 10:07:46

Compound name: PFBA

	#	Name	ID	Acq.Date	Acq.Time
1	1	180925M1_1	IPA	25-Sep-18	12:56:33
2	2	180925M1_2	ST180925M1-1 PFC CS-2 18I1701	25-Sep-18	13:07:06
3	3	180925M1_3	ST180925M1-2 PFC CS-1 18I1702	25-Sep-18	13:17:44
4	4	180925M1_4	ST180925M1-3 PFC CS0 18I1703	25-Sep-18	13:28:16
5	5	180925M1_5	ST180925M1-4 PFC CS1 18I1704	25-Sep-18	13:38:54
6	6	180925M1_6	ST180925M1-5 PFC CS2 18I1705	25-Sep-18	13:49:27
7	7	180925M1_7	ST180925M1-6 PFC CS3 18I1706	25-Sep-18	14:00:06
8	8	180925M1_8	ST180925M1-7 PFC CS4 18I1707	25-Sep-18	14:10:44
9	9	180925M1_9	ST180925M1-8 PFC CS5 18I1708	25-Sep-18	14:21:17
10	10	180925M1_10	ST180925M1-9 PFC CS6 18I1709	25-Sep-18	14:31:55
11	11	180925M1_11	ST180925M1-10 PFC CS7 18I1710	25-Sep-18	14:42:27
12	12	180925M1_12	IPA	25-Sep-18	14:53:05
13	13	180925M1_13	ICV180925M1-1 PFC ICV 18I1711	25-Sep-18	15:03:38
14	14	180925M1_14	IPA	25-Sep-18	15:14:17

Vista Analytical Laboratory Q1

Dataset: Z:\Projects\PFAS.PRO\Results\180925M1\180925M1-CRV.qld

Last Altered: Wednesday, September 26, 2018 10:07:47 Pacific Daylight Time
Printed: Wednesday, September 26, 2018 10:24:15 Pacific Daylight Time

Method: Z:\Projects\PFAS.PRO\MethDB\PFAS_FULL_80C_092518.mdb 26 Sep 2018 09:51:35
Calibration: Z:\Projects\PFAS.PRO\CurveDB\C18_VAL-PFAS_Q4_09-25-18.cdb 26 Sep 2018 10:07:46

Compound name: PFBA
Correlation coefficient: r = 0.999966, r^2 = 0.999931
Calibration curve: 1.14427 * x + -0.0314006
Response type: Internal Std (Ref 36), Area * (IS Conc. / IS Area)
Curve type: Linear, Origin: Exclude, Weighting: 1/x, Axis trans: None

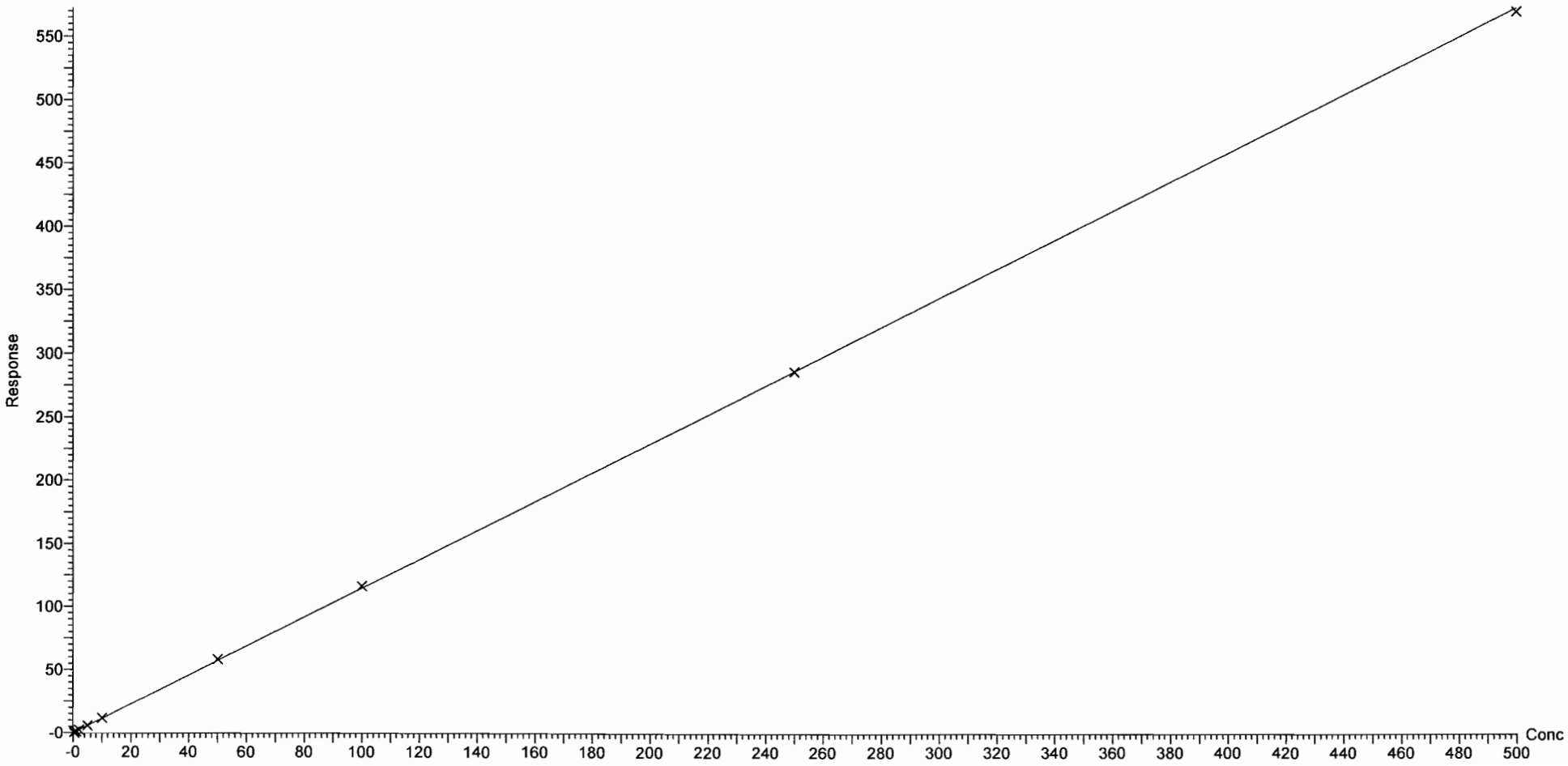

Dataset: Z:\Projects\PFAS.PRO\Results\180925M1\180925M1-CRV.qld

Last Altered: Wednesday, September 26, 2018 10:07:47 Pacific Daylight Time
Printed: Wednesday, September 26, 2018 10:24:15 Pacific Daylight Time

Compound name: PFPeA
Coefficient of Determination: R^2 = 0.999968
Calibration curve: -4.72857e-005 * x^2 + 1.01029 * x + 0.0185843
Response type: Internal Std (Ref 37), Area * (IS Conc. / IS Area)
Curve type: 2nd Order, Origin: Exclude, Weighting: 1/x, Axis trans: None

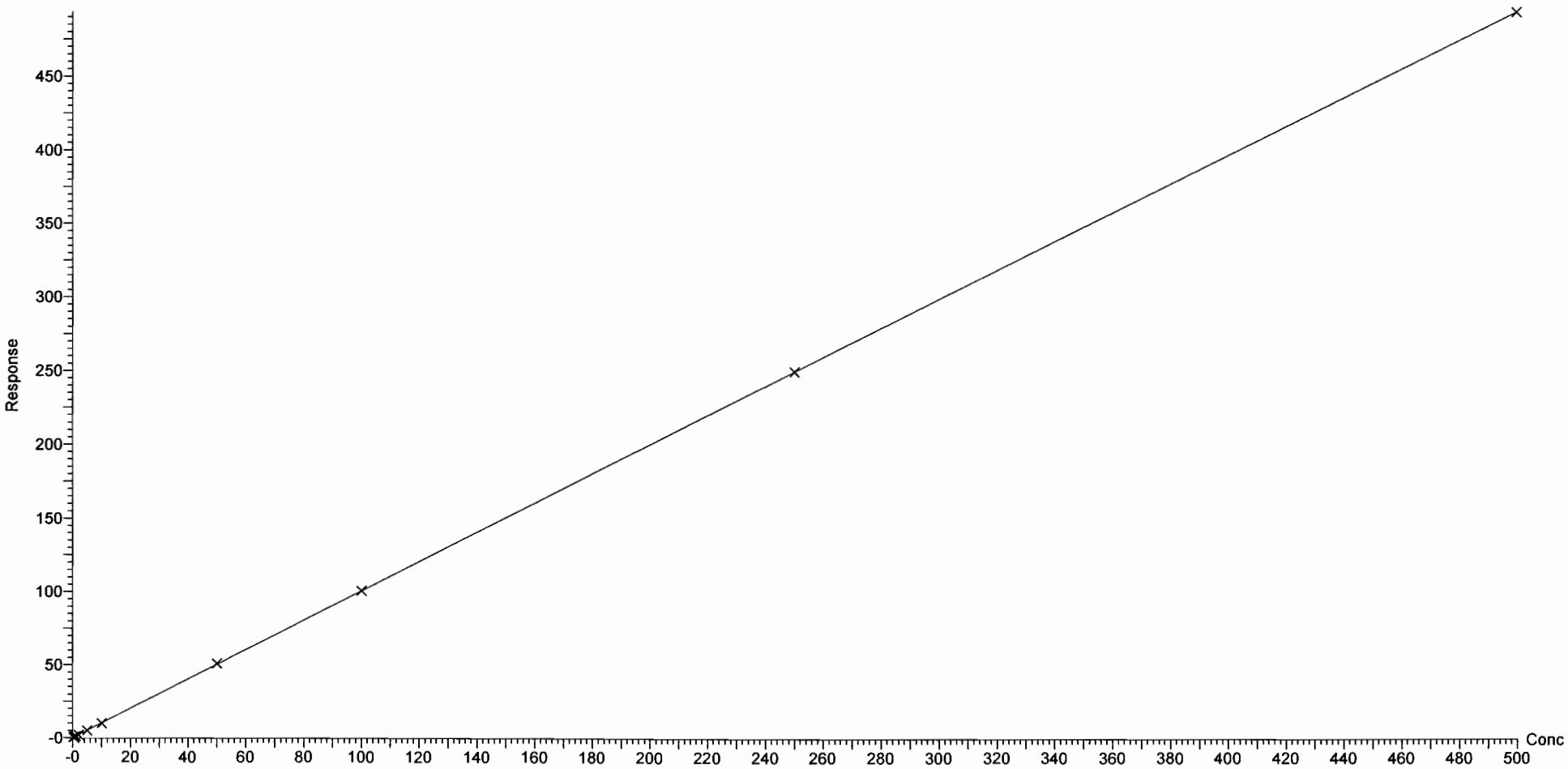

Dataset: Z:\Projects\PFAS.PRO\Results\180925M1\180925M1-CRV.qld

Last Altered: Wednesday, September 26, 2018 10:07:47 Pacific Daylight Time
Printed: Wednesday, September 26, 2018 10:24:15 Pacific Daylight Time

Compound name: PFBS
Coefficient of Determination: R^2 = 0.999938
Calibration curve: -2.47279e-005 * x^2 + 1.84961 * x + -0.0279465
Response type: Internal Std (Ref 38), Area * (IS Conc. / IS Area)
Curve type: 2nd Order, Origin: Exclude, Weighting: 1/x, Axis trans: None

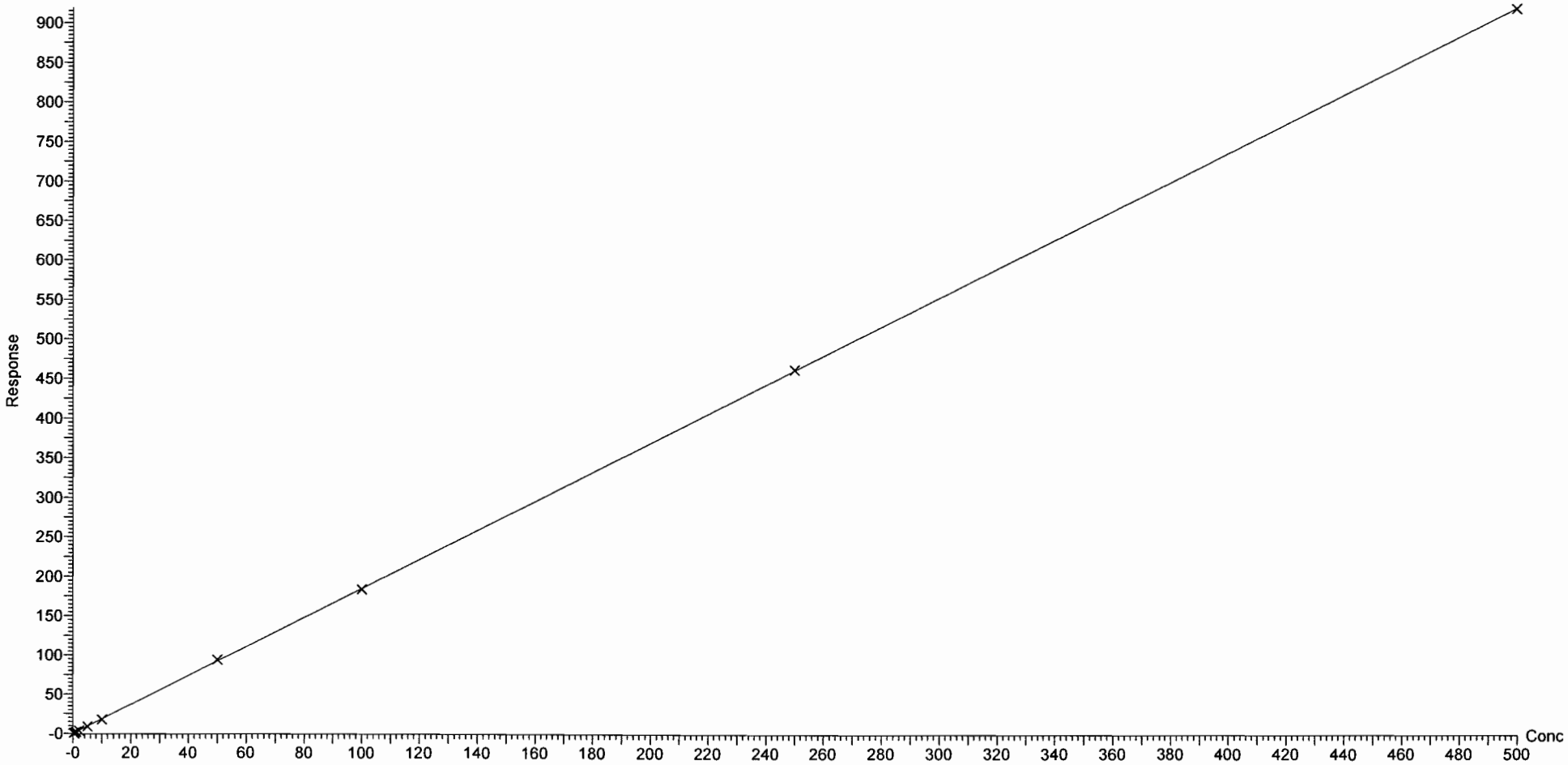

Vista Analytical Laboratory Q1

Dataset: Z:\Projects\PFAS.PRO\Results\180925M1\180925M1-CRV.qld

Last Altered: Wednesday, September 26, 2018 10:07:47 Pacific Daylight Time
Printed: Wednesday, September 26, 2018 10:24:15 Pacific Daylight Time

Compound name: 4:2 FTS
Coefficient of Determination: R^2 = 0.999022
Calibration curve: -0.00210845 * x^2 + 1.26787 * x + 0.0334478
Response type: Internal Std (Ref 39), Area * (IS Conc. / IS Area)
Curve type: 2nd Order, Origin: Exclude, Weighting: 1/x, Axis trans: None

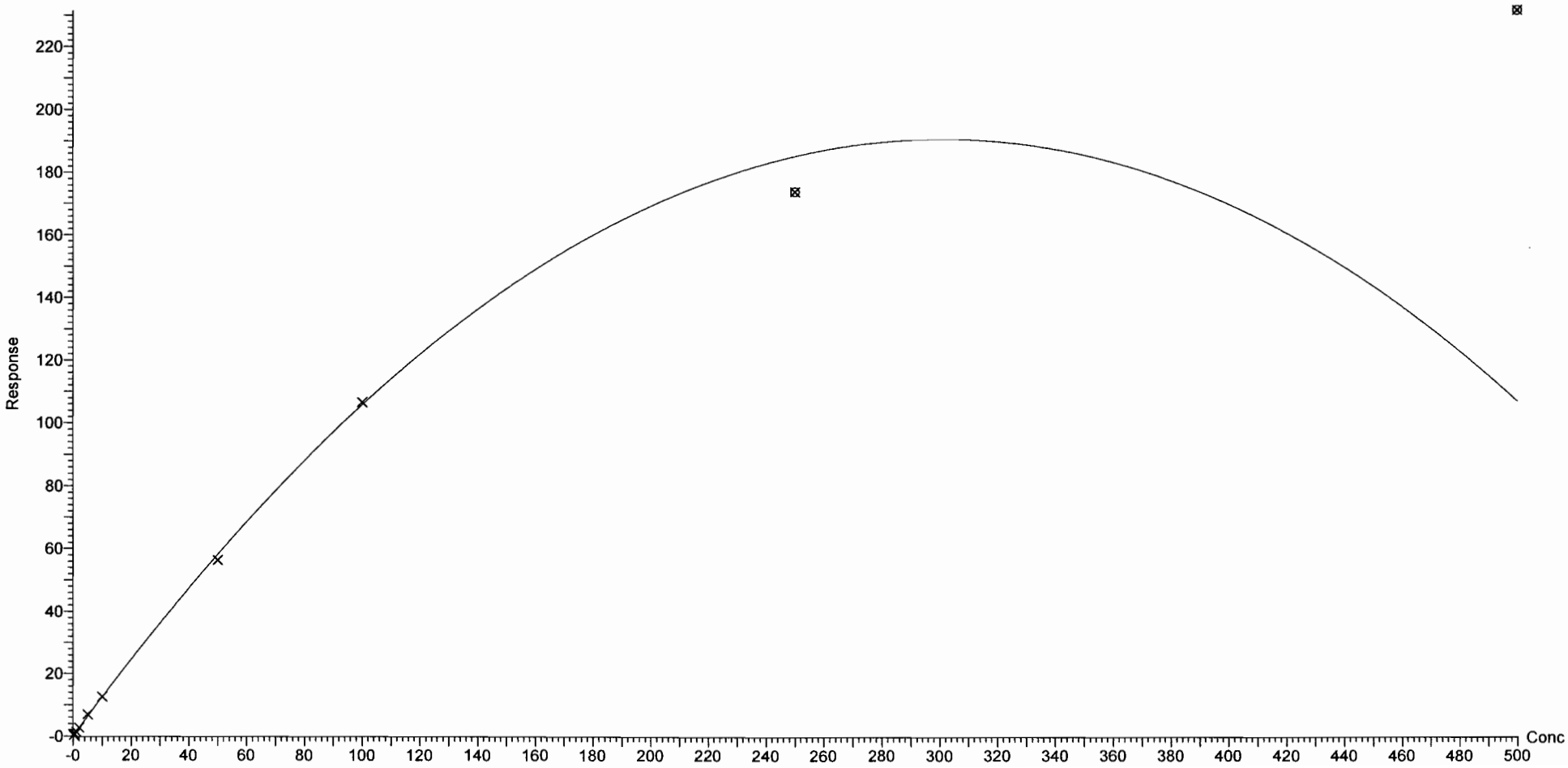

Dataset: Z:\Projects\PFAS.PRO\Results\180925M1\180925M1-CRV.qld

Last Altered: Wednesday, September 26, 2018 10:07:47 Pacific Daylight Time
Printed: Wednesday, September 26, 2018 10:24:15 Pacific Daylight Time

Compound name: PFHxA
Coefficient of Determination: R^2 = 0.999724
Calibration curve: -9.54512e-005 * x^2 + 0.962148 * x + 0.0245451
Response type: Internal Std (Ref 40), Area * (IS Conc. / IS Area)
Curve type: 2nd Order, Origin: Include, Weighting: 1/x, Axis trans: None

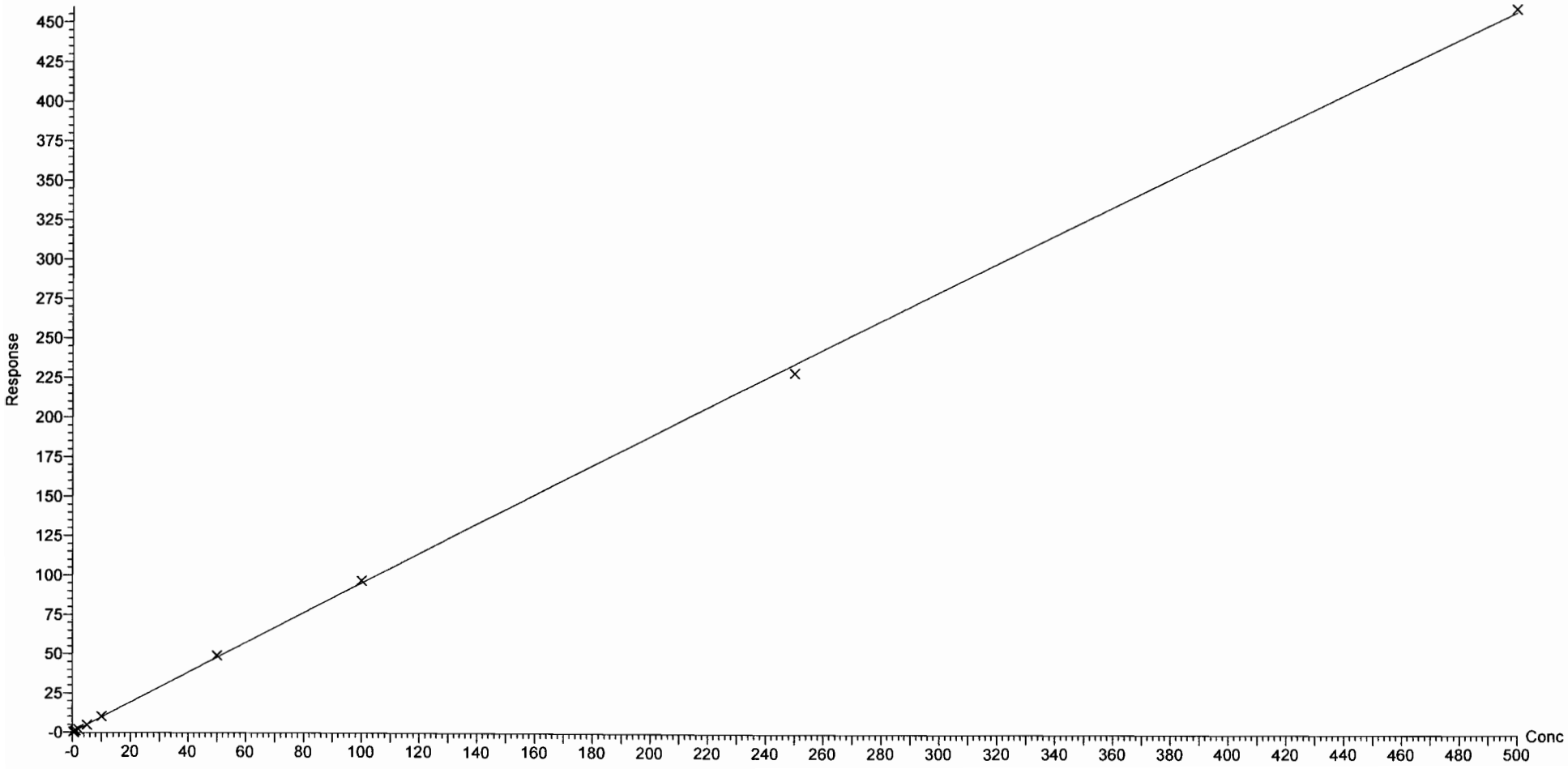

Dataset: Z:\Projects\PFAS.PRO\Results\180925M1\180925M1-CRV.qld

Last Altered: Wednesday, September 26, 2018 10:07:47 Pacific Daylight Time
Printed: Wednesday, September 26, 2018 10:24:15 Pacific Daylight Time

Compound name: PFPeS
Coefficient of Determination: R^2 = 0.999712
Calibration curve: -0.000163499 * x^2 + 1.5223 * x + -0.0823742
Response type: Internal Std (Ref 38), Area * (IS Conc. / IS Area)
Curve type: 2nd Order, Origin: Exclude, Weighting: 1/x, Axis trans: None

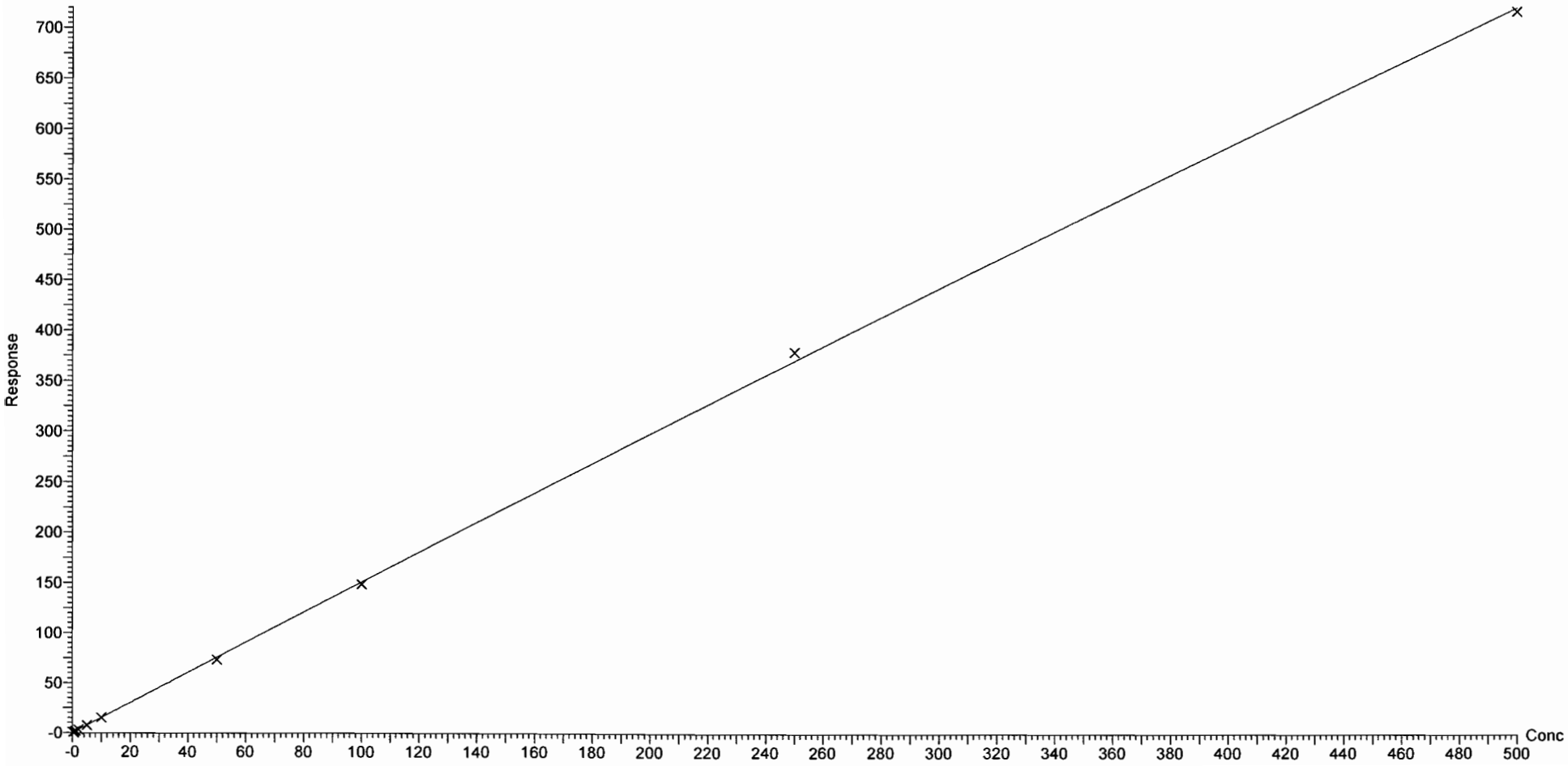

Dataset: Z:\Projects\PFAS.PRO\Results\180925M1\180925M1-CRV.qld

Last Altered: Wednesday, September 26, 2018 10:07:47 Pacific Daylight Time
Printed: Wednesday, September 26, 2018 10:24:15 Pacific Daylight Time

Compound name: PFHpA
Correlation coefficient: r = 0.999910, r^2 = 0.999821
Calibration curve: 1.15891 * x + 0.0330484
Response type: Internal Std (Ref 41), Area * (IS Conc. / IS Area)
Curve type: Linear, Origin: Exclude, Weighting: 1/x, Axis trans: None

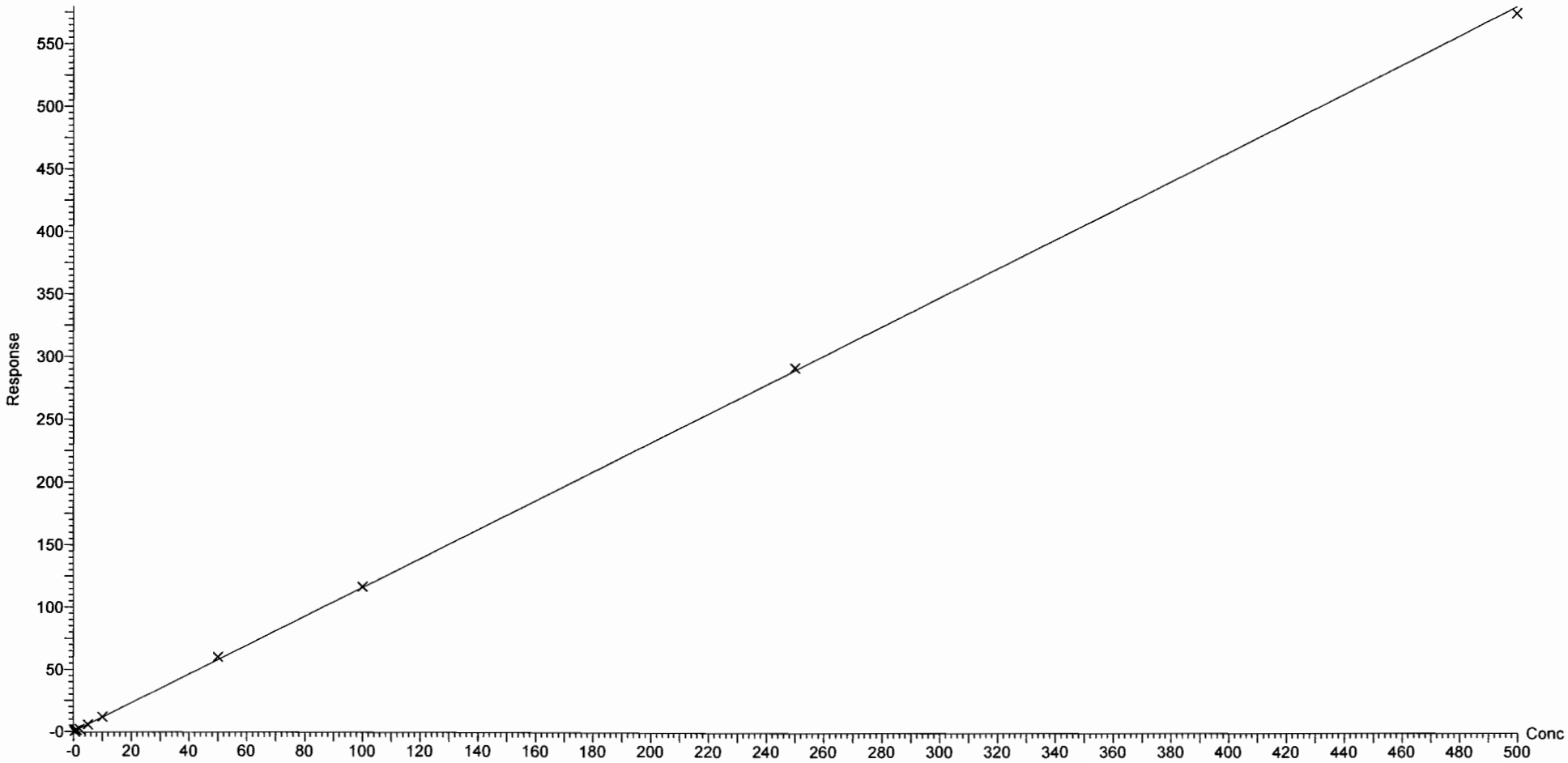

Dataset: Z:\Projects\PFAS.PRO\Results\180925M1\180925M1-CRV.qld

Last Altered: Wednesday, September 26, 2018 10:07:47 Pacific Daylight Time
Printed: Wednesday, September 26, 2018 10:24:15 Pacific Daylight Time

Compound name: L-PFHxS
Coefficient of Determination: R^2 = 0.999779
Calibration curve: 0.000119815 * x^2 + 1.78607 * x + 0.000196509
Response type: Internal Std (Ref 42), Area * (IS Conc. / IS Area)
Curve type: 2nd Order, Origin: Include, Weighting: 1/x, Axis trans: None

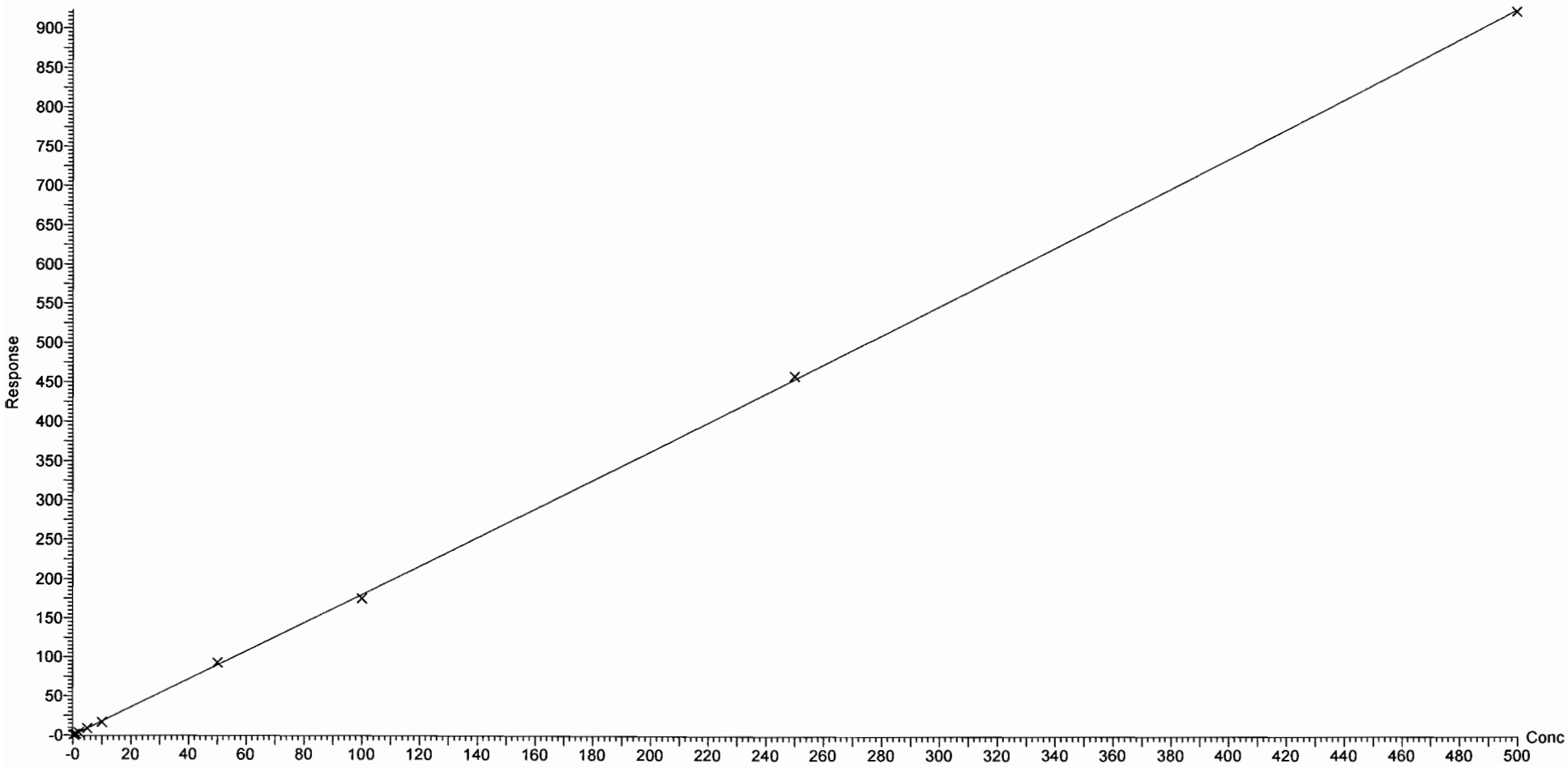

Dataset: Z:\Projects\PFAS.PRO\Results\180925M1\180925M1-CRV.qld

Last Altered: Wednesday, September 26, 2018 10:07:47 Pacific Daylight Time
Printed: Wednesday, September 26, 2018 10:24:15 Pacific Daylight Time

Compound name: 6:2 FTS
Coefficient of Determination: R^2 = 0.997399
Calibration curve: -0.00344782 * x^2 + 1.43792 * x + 0.0379507
Response type: Internal Std (Ref 43), Area * (IS Conc. / IS Area)
Curve type: 2nd Order, Origin: Include, Weighting: 1/x, Axis trans: None

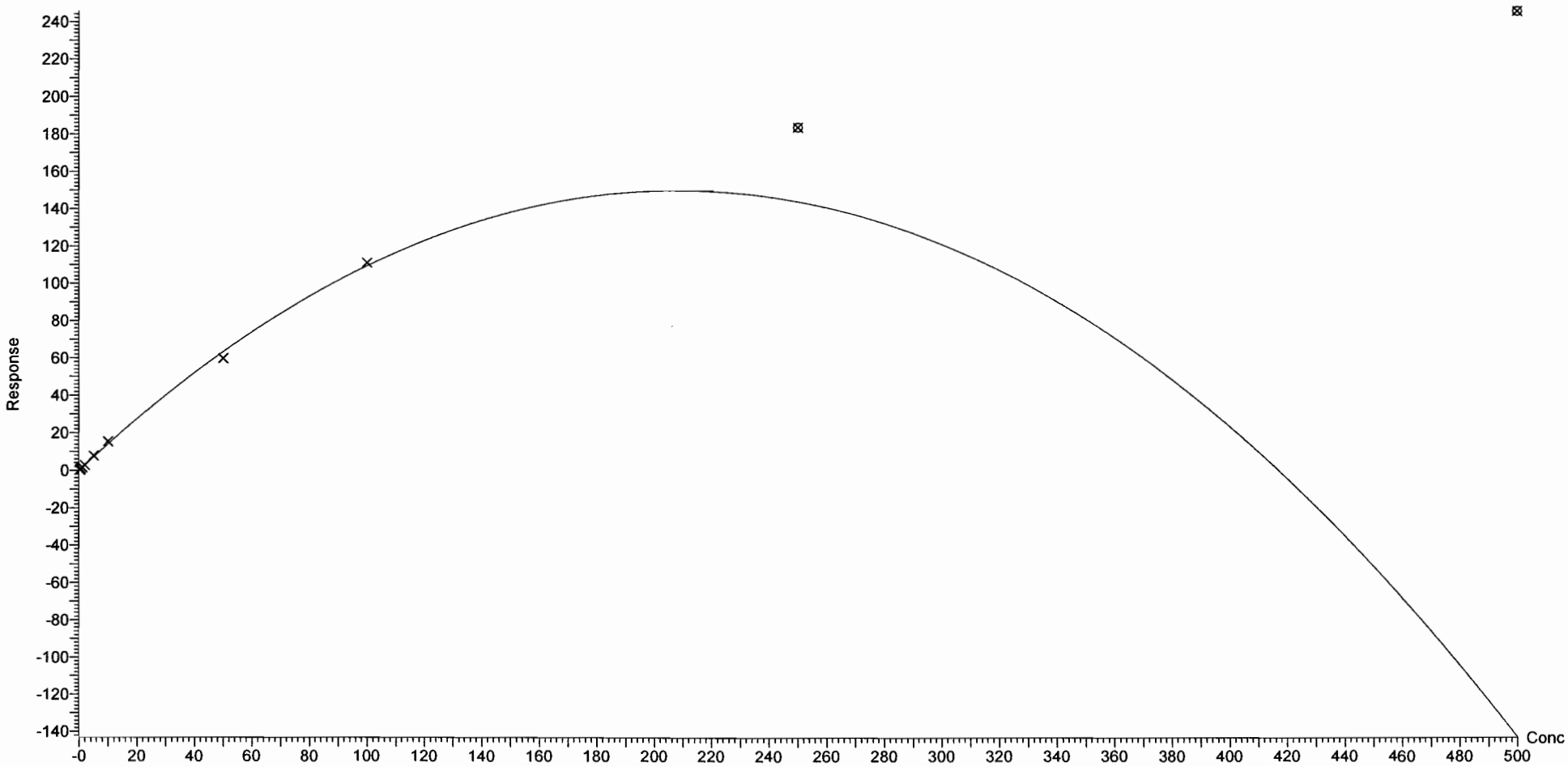

Dataset: Z:\Projects\PFAS.PRO\Results\180925M1\180925M1-CRV.qld

Last Altered: Wednesday, September 26, 2018 10:07:47 Pacific Daylight Time
Printed: Wednesday, September 26, 2018 10:24:15 Pacific Daylight Time

Compound name: L-PFOA
Coefficient of Determination: R^2 = 0.999882
Calibration curve: -0.000220449 * x^2 + 1.7024 * x + 0.0767136
Response type: Internal Std (Ref 44), Area * (IS Conc. / IS Area)
Curve type: 2nd Order, Origin: Exclude, Weighting: 1/x, Axis trans: None

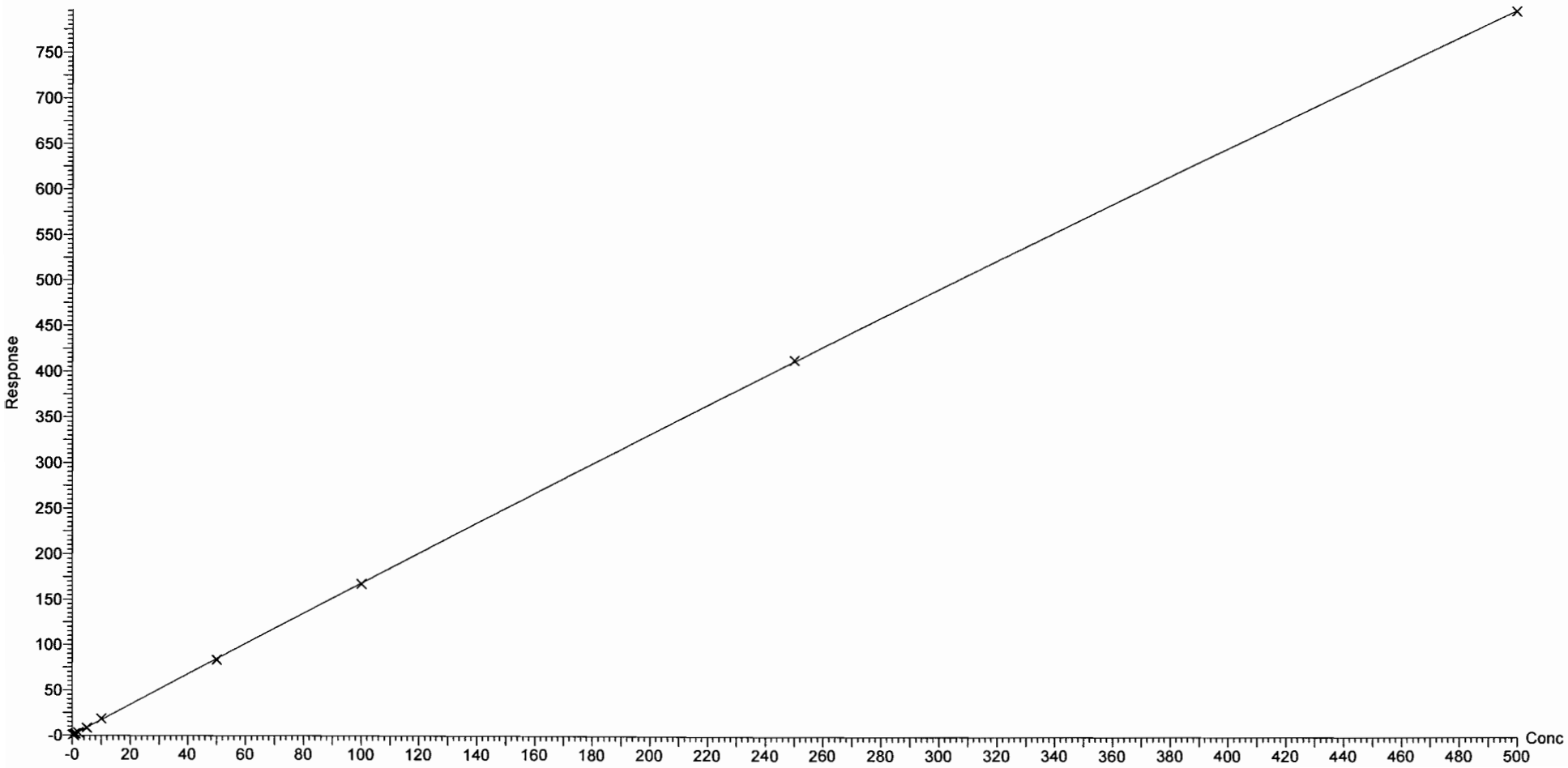

Dataset: Z:\Projects\PFAS.PRO\Results\180925M1\180925M1-CRV.qld

Last Altered: Wednesday, September 26, 2018 10:07:47 Pacific Daylight Time
Printed: Wednesday, September 26, 2018 10:24:15 Pacific Daylight Time

Compound name: PFHpS
Coefficient of Determination: R^2 = 0.999917
Calibration curve: -2.94866e-005 * x^2 + 0.854814 * x + -0.0675202
Response type: Internal Std (Ref 47), Area * (IS Conc. / IS Area)
Curve type: 2nd Order, Origin: Exclude, Weighting: 1/x, Axis trans: None

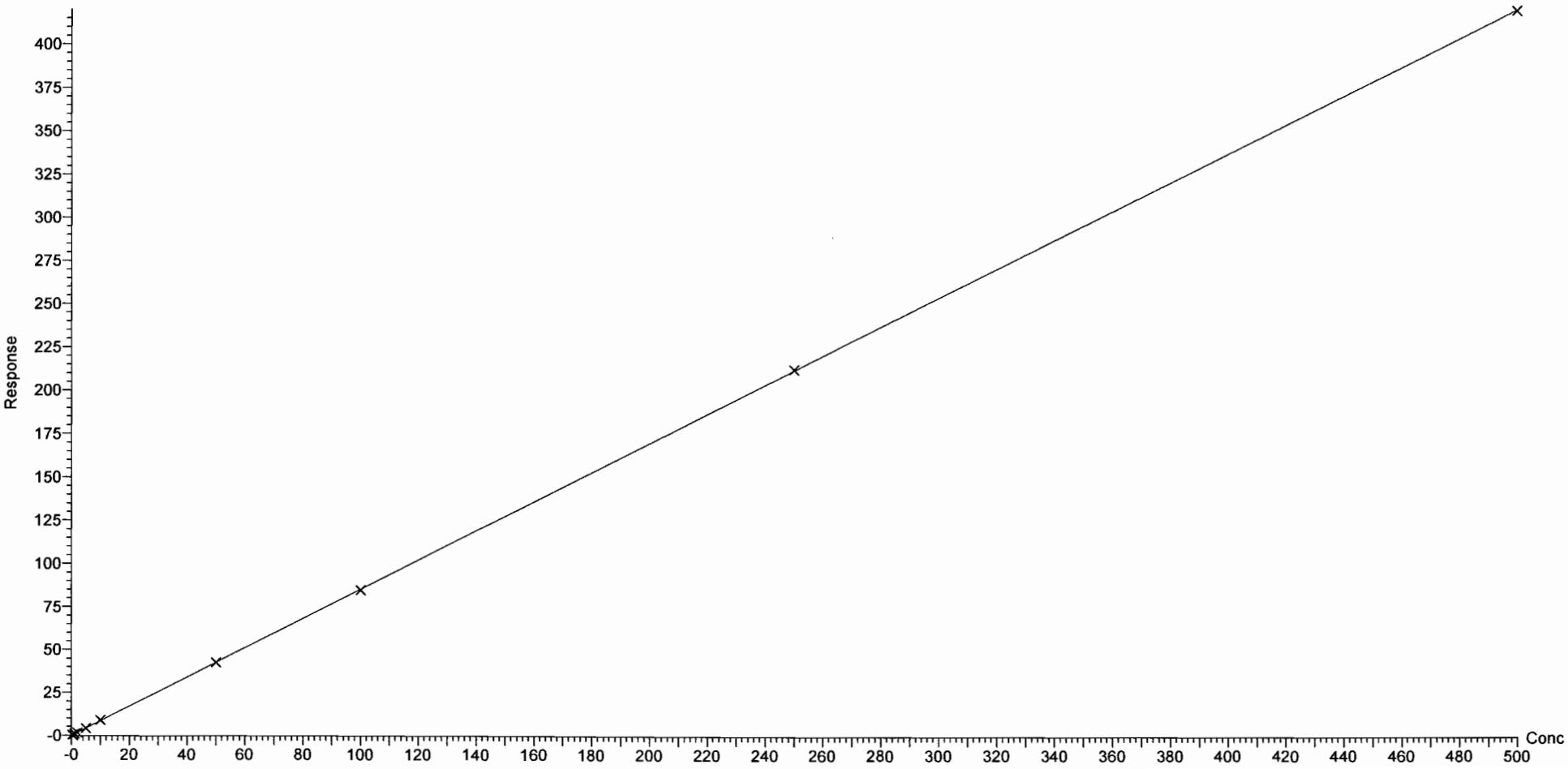

Dataset: Z:\Projects\PFAS.PRO\Results\180925M1\180925M1-CRV.qld

Last Altered: Wednesday, September 26, 2018 10:07:47 Pacific Daylight Time
Printed: Wednesday, September 26, 2018 10:24:15 Pacific Daylight Time

Compound name: PFNA
Coefficient of Determination: R^2 = 0.999750
Calibration curve: -4.00617e-005 * x^2 + 1.03532 * x + 0.00482526
Response type: Internal Std (Ref 45), Area * (IS Conc. / IS Area)
Curve type: 2nd Order, Origin: Exclude, Weighting: 1/x, Axis trans: None

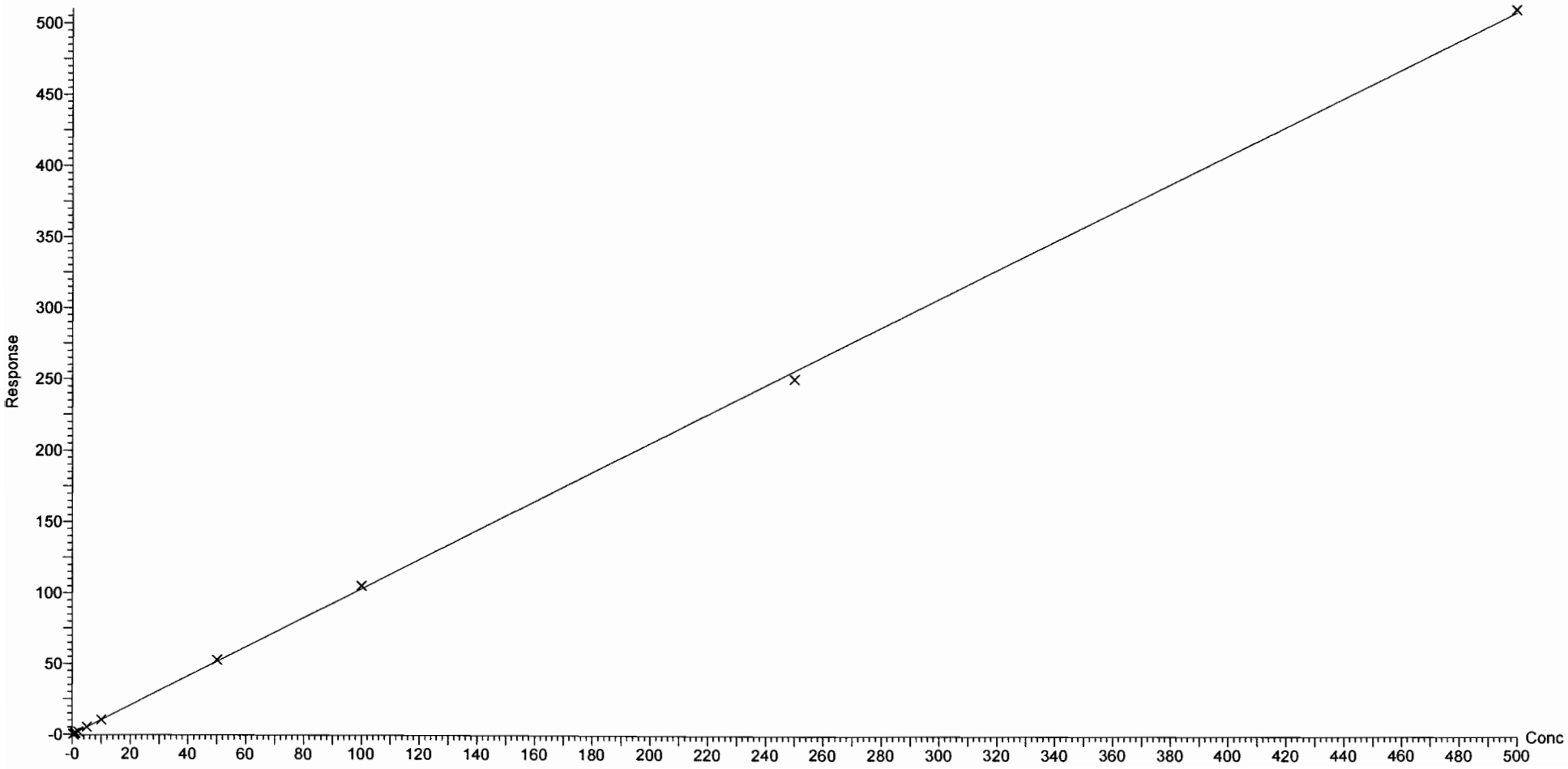

Dataset: Z:\Projects\PFAS.PRO\Results\180925M1\180925M1-CRV.qld

Last Altered: Wednesday, September 26, 2018 10:07:47 Pacific Daylight Time
Printed: Wednesday, September 26, 2018 10:24:15 Pacific Daylight Time

Compound name: PFOSA
Coefficient of Determination: R^2 = 0.999620
Calibration curve: 3.04905e-005 * x^2 + 1.02536 * x + 0.03053
Response type: Internal Std (Ref 46), Area * (IS Conc. / IS Area)
Curve type: 2nd Order, Origin: Exclude, Weighting: 1/x, Axis trans: None

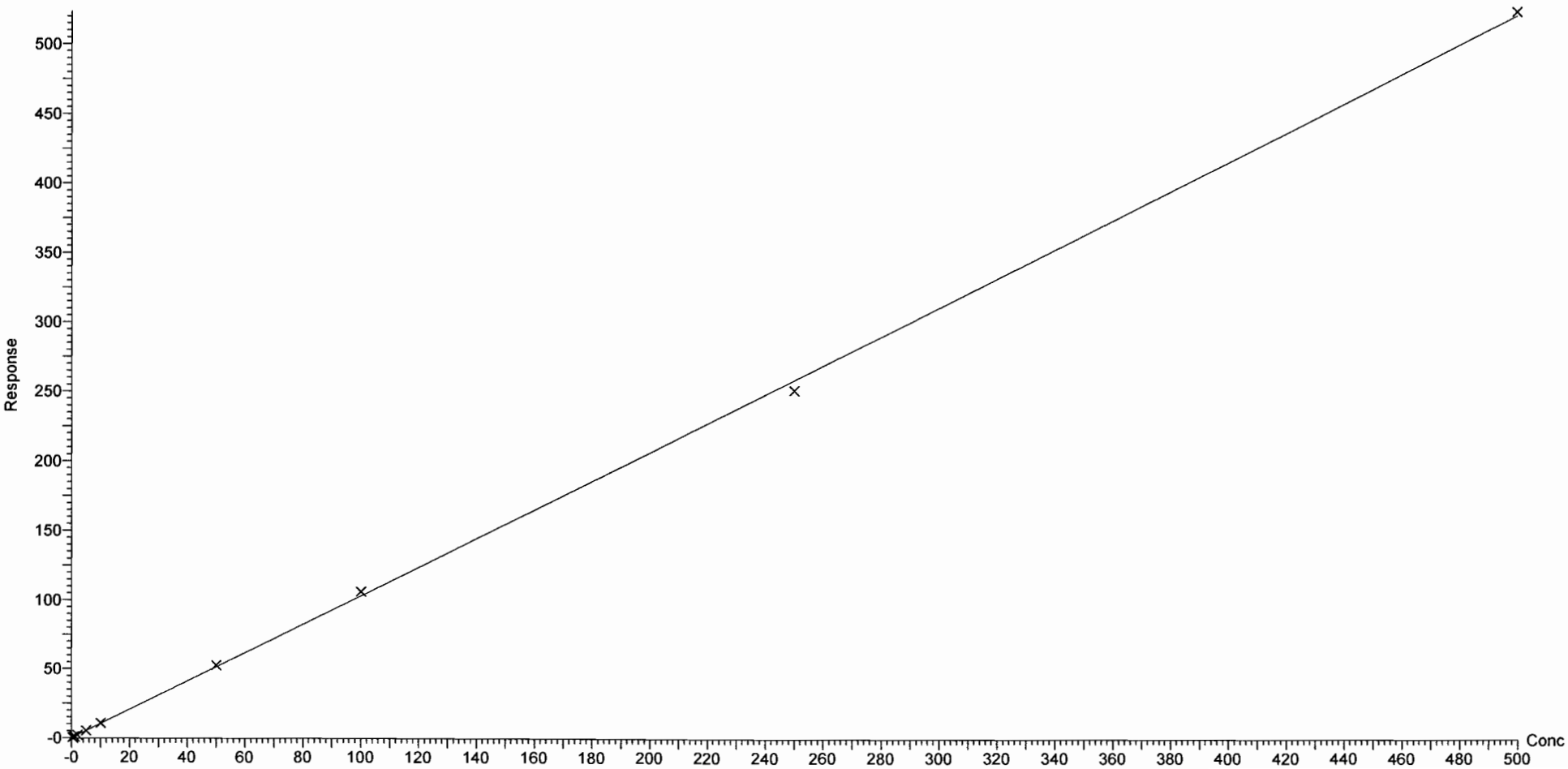

Dataset: Z:\Projects\PFAS.PRO\Results\180925M1\180925M1-CRV.qld

Last Altered: Wednesday, September 26, 2018 10:07:47 Pacific Daylight Time
Printed: Wednesday, September 26, 2018 10:24:15 Pacific Daylight Time

Compound name: L-PFOS
Coefficient of Determination: R^2 = 0.999906
Calibration curve: 6.92575e-005 * x^2 + 0.994626 * x + -0.036505
Response type: Internal Std (Ref 47), Area * (IS Conc. / IS Area)
Curve type: 2nd Order, Origin: Include, Weighting: 1/x, Axis trans: None

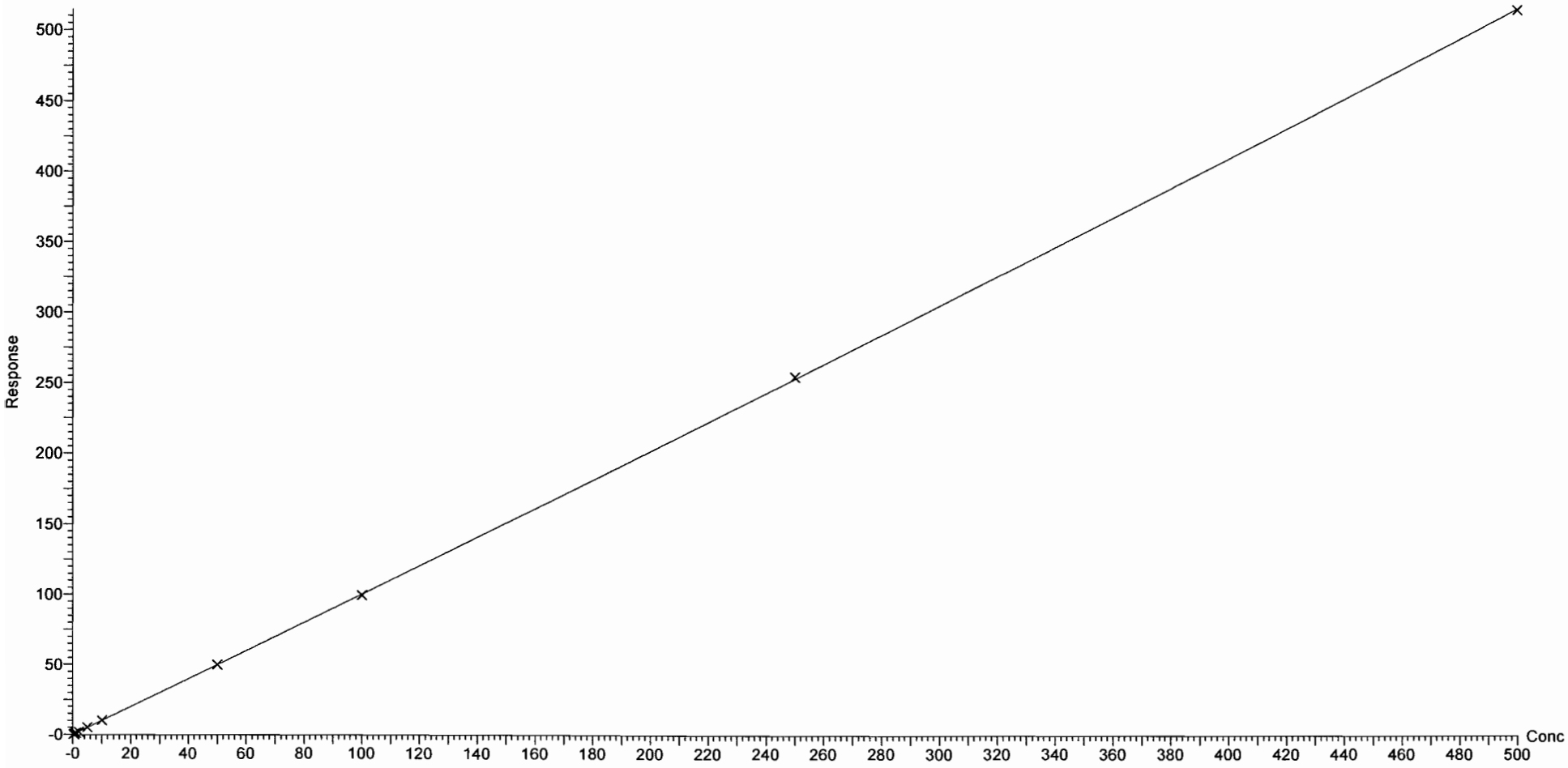

Dataset: Z:\Projects\PFAS.PRO\Results\180925M1\180925M1-CRV.qld

Last Altered: Wednesday, September 26, 2018 10:07:47 Pacific Daylight Time
Printed: Wednesday, September 26, 2018 10:24:15 Pacific Daylight Time

Compound name: PFDA
Coefficient of Determination: R^2 = 0.999839
Calibration curve: -0.000354116 * x^2 + 1.2565 * x + -0.0211368
Response type: Internal Std (Ref 48), Area * (IS Conc. / IS Area)
Curve type: 2nd Order, Origin: Exclude, Weighting: 1/x, Axis trans: None

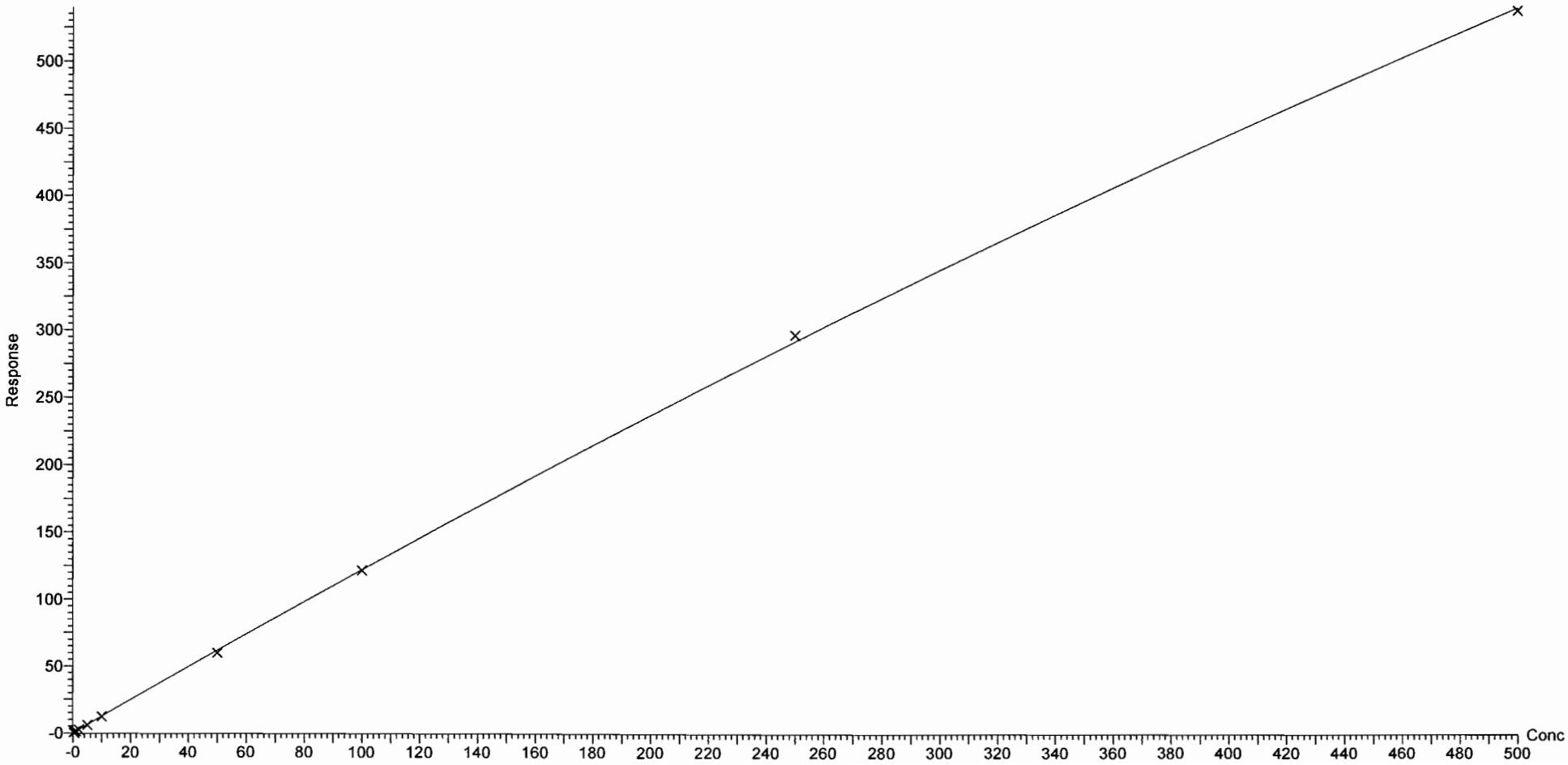

Dataset: Z:\Projects\PFAS.PRO\Results\180925M1\180925M1-CRV.qld

Last Altered: Wednesday, September 26, 2018 10:07:47 Pacific Daylight Time
Printed: Wednesday, September 26, 2018 10:24:15 Pacific Daylight Time

Compound name: 8:2 FTS
Coefficient of Determination: R^2 = 0.999584
Calibration curve: -0.00402535 * x^2 + 1.5634 * x + 0.125174
Response type: Internal Std (Ref 49), Area * (IS Conc. / IS Area)
Curve type: 2nd Order, Origin: Exclude, Weighting: 1/x, Axis trans: None

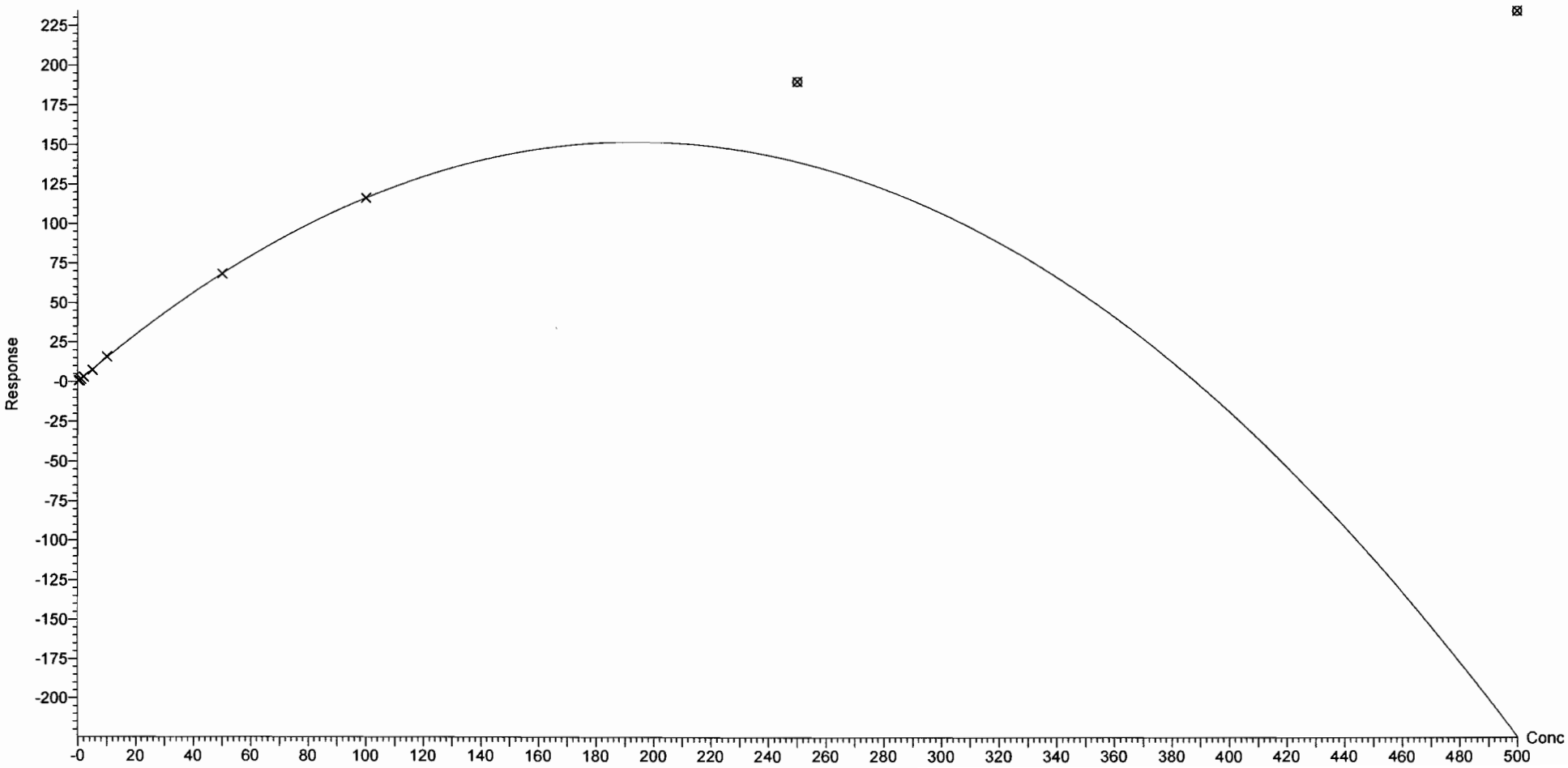

Dataset: Z:\Projects\PFAS.PRO\Results\180925M1\180925M1-CRV.qld

Last Altered: Wednesday, September 26, 2018 10:07:47 Pacific Daylight Time
Printed: Wednesday, September 26, 2018 10:24:15 Pacific Daylight Time

Compound name: PFNS
Coefficient of Determination: R^2 = 0.999888
Calibration curve: -5.99042e-005 * x^2 + 0.744036 * x + -0.0344202
Response type: Internal Std (Ref 47), Area * (IS Conc. / IS Area)
Curve type: 2nd Order, Origin: Exclude, Weighting: 1/x, Axis trans: None

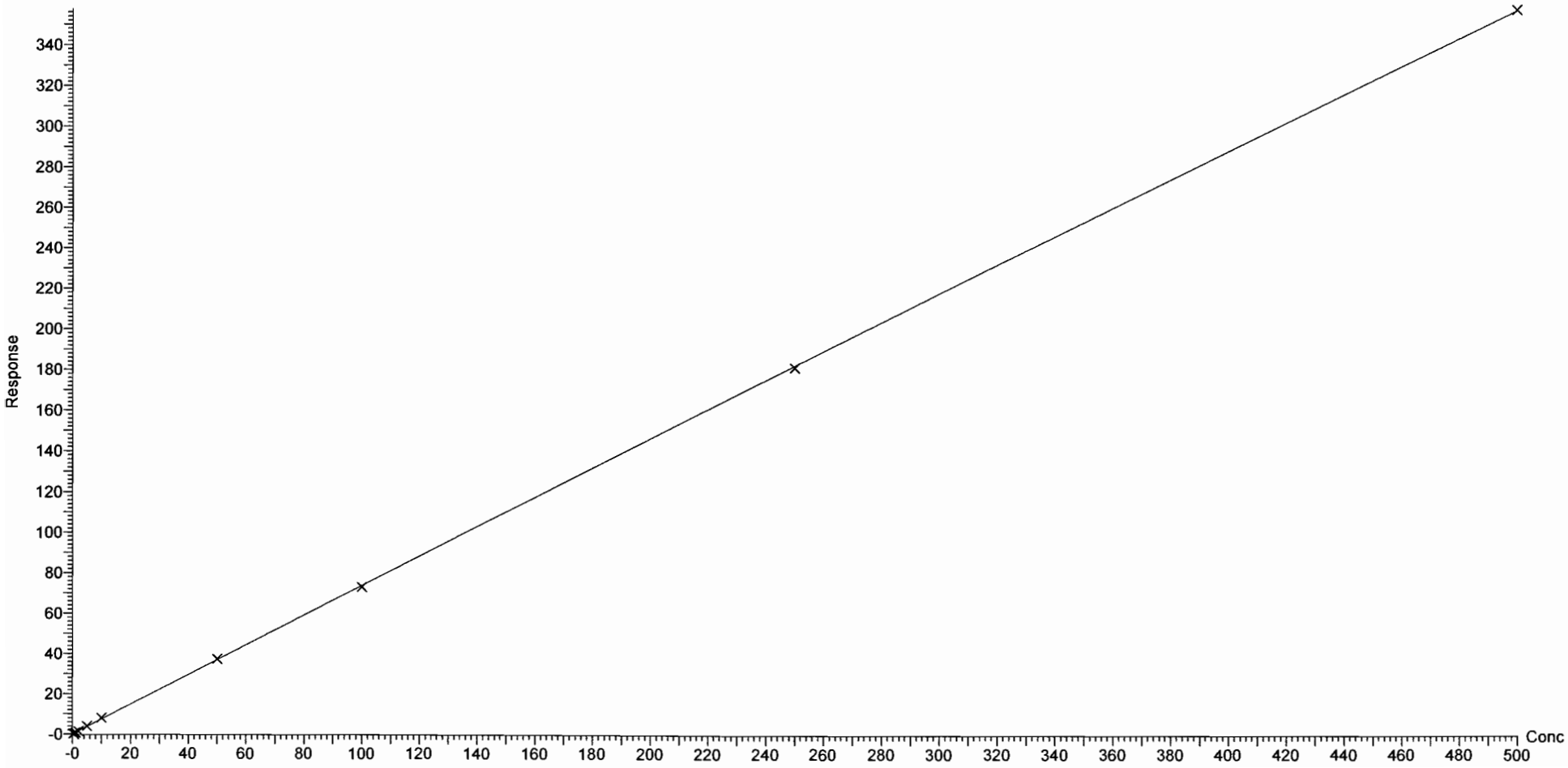

Dataset: Z:\Projects\PFAS.PRO\Results\180925M1\180925M1-CRV.qld

Last Altered: Wednesday, September 26, 2018 10:07:47 Pacific Daylight Time
Printed: Wednesday, September 26, 2018 10:24:15 Pacific Daylight Time

Compound name: L-MeFOSAA
Coefficient of Determination: R^2 = 0.999393
Calibration curve: -0.000227345 * x^2 + 1.45748 * x + -0.0145695
Response type: Internal Std (Ref 50), Area * (IS Conc. / IS Area)
Curve type: 2nd Order, Origin: Include, Weighting: 1/x, Axis trans: None

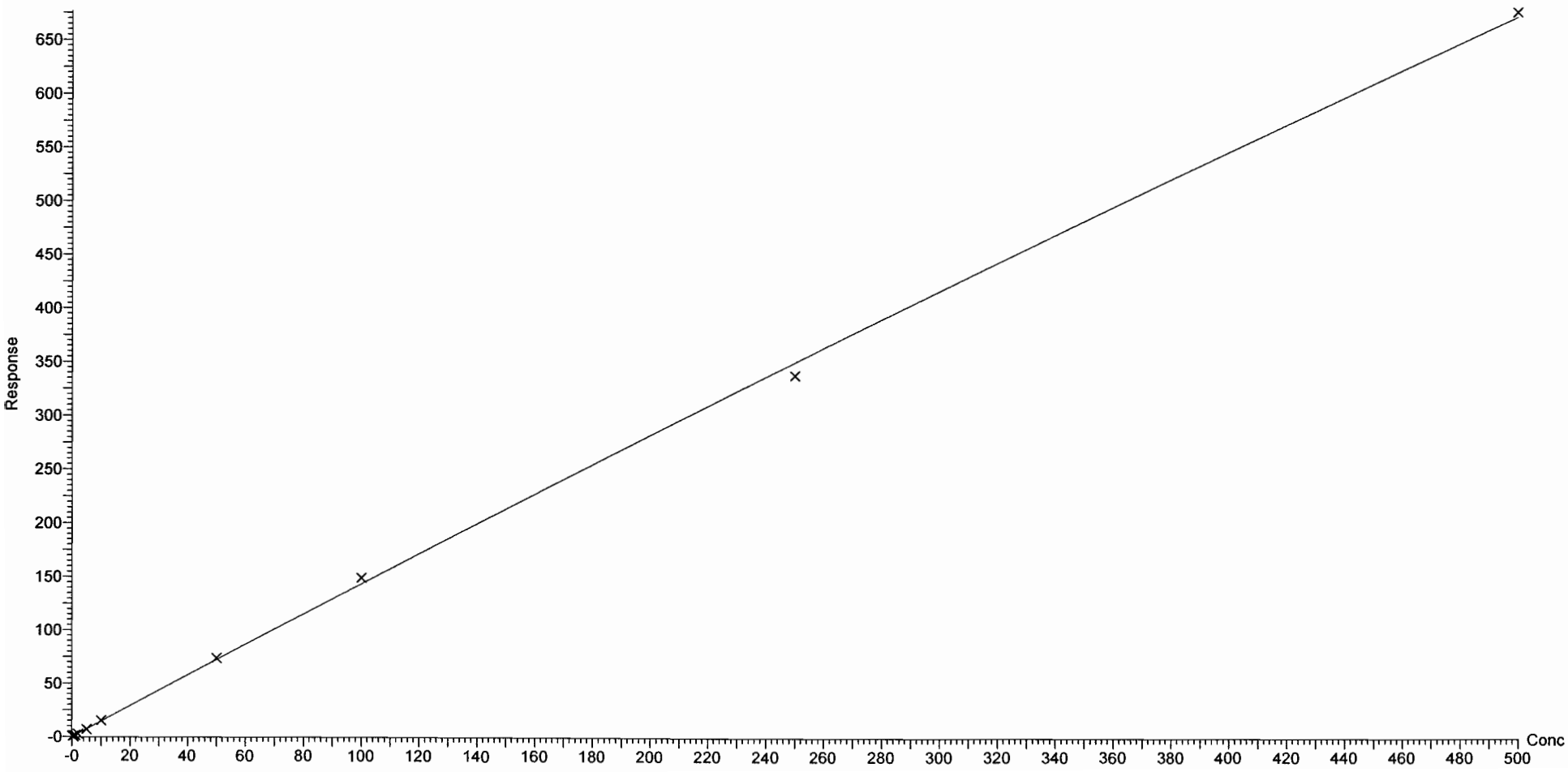

Dataset: Z:\Projects\PFAS.PRO\Results\180925M1\180925M1-CRV.qld

Last Altered: Wednesday, September 26, 2018 10:07:47 Pacific Daylight Time
Printed: Wednesday, September 26, 2018 10:24:15 Pacific Daylight Time

Compound name: L-EtFOSAA
Coefficient of Determination: R^2 = 0.999821
Calibration curve: -0.000106435 * x^2 + 1.06425 * x + -0.028379
Response type: Internal Std (Ref 52), Area * (IS Conc. / IS Area)
Curve type: 2nd Order, Origin: Exclude, Weighting: 1/x, Axis trans: None

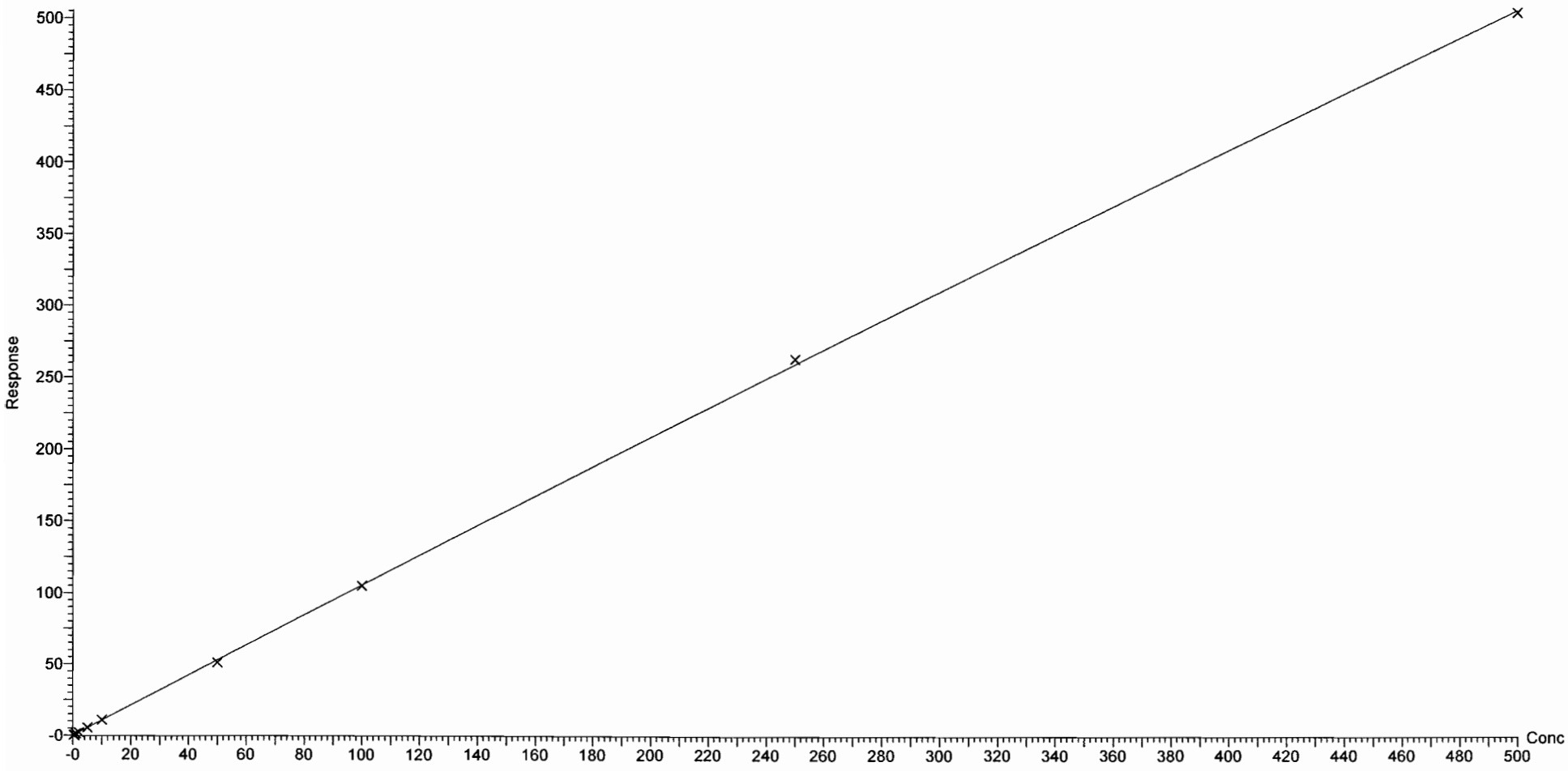

Dataset: Z:\Projects\PFAS.PRO\Results\180925M1\180925M1-CRV.qld

Last Altered: Wednesday, September 26, 2018 10:07:47 Pacific Daylight Time
Printed: Wednesday, September 26, 2018 10:24:43 Pacific Daylight Time

Method: Z:\Projects\PFAS.PRO\MethDB\PFAS_FULL_80C_092518.mdb 26 Sep 2018 09:51:35
Calibration: Z:\Projects\PFAS.PRO\CurveDB\C18_VAL-PFAS_Q4_09-25-18.cdb 26 Sep 2018 10:07:46

Compound name: PFUdA
Coefficient of Determination: R^2 = 0.999898
Calibration curve: -0.000243787 * x^2 + 1.0043 * x + 0.0267282
Response type: Internal Std (Ref 51), Area * (IS Conc. / IS Area)
Curve type: 2nd Order, Origin: Exclude, Weighting: 1/x, Axis trans: None

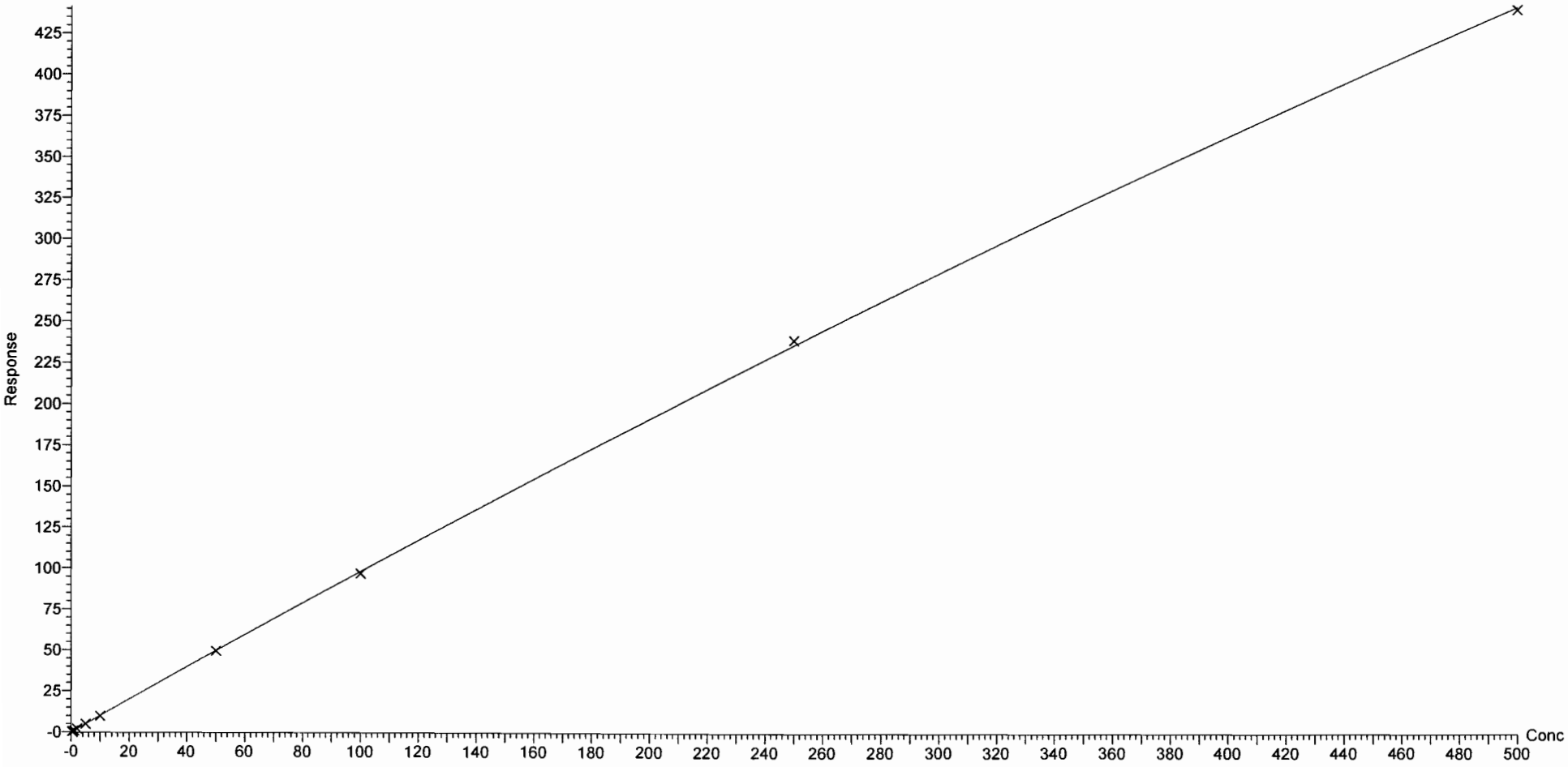

Dataset: Z:\Projects\PFAS.PRO\Results\180925M1\180925M1-CRV.qld

Last Altered: Wednesday, September 26, 2018 10:07:47 Pacific Daylight Time
Printed: Wednesday, September 26, 2018 10:24:43 Pacific Daylight Time

Compound name: PFDS
Coefficient of Determination: R^2 = 0.999646
Calibration curve: -2.62966e-005 * x^2 + 1.01765 * x + 0.0300941
Response type: Internal Std (Ref 47), Area * (IS Conc. / IS Area)
Curve type: 2nd Order, Origin: Exclude, Weighting: 1/x, Axis trans: None

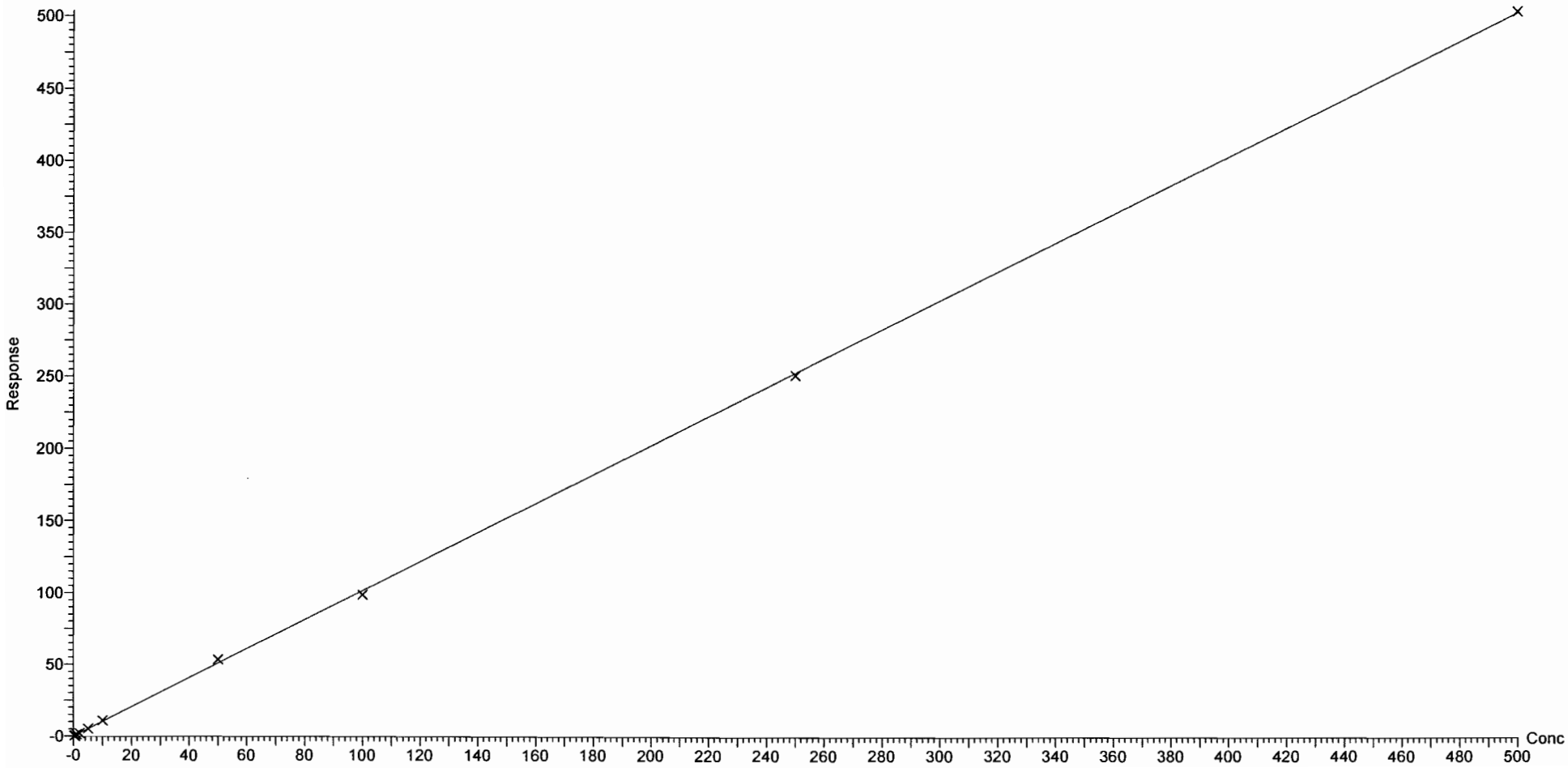

Vista Analytical Laboratory Q1

Dataset: Z:\Projects\PFAS.PRO\Results\180925M1\180925M1-CRV.qld

Last Altered: Wednesday, September 26, 2018 10:07:47 Pacific Daylight Time
Printed: Wednesday, September 26, 2018 10:24:43 Pacific Daylight Time

Compound name: PFDoA
Coefficient of Determination: R^2 = 0.999641
Calibration curve: -0.000243511 * x^2 + 1.25832 * x + 0.149787
Response type: Internal Std (Ref 53), Area * (IS Conc. / IS Area)
Curve type: 2nd Order, Origin: Exclude, Weighting: 1/x, Axis trans: None

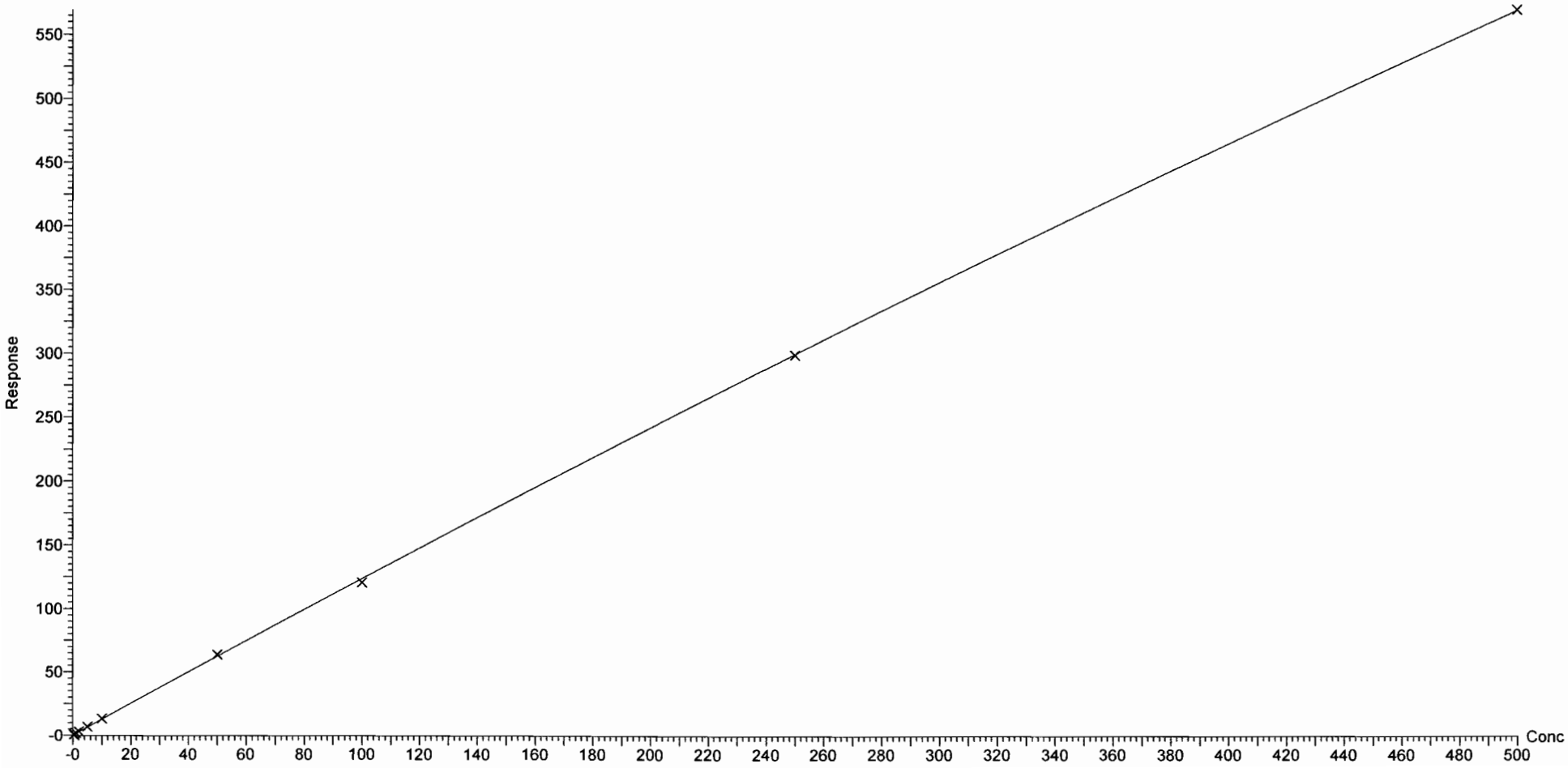

Vista Analytical Laboratory Q1

Dataset: Z:\Projects\PFAS.PRO\Results\180925M1\180925M1-CRV.qld

Last Altered: Wednesday, September 26, 2018 10:07:47 Pacific Daylight Time
Printed: Wednesday, September 26, 2018 10:24:43 Pacific Daylight Time

Compound name: N-MeFOSA
Coefficient of Determination: R^2 = 0.999828
Calibration curve: -6.94019e-005 * x^2 + 0.928888 * x + 0.13323
Response type: Internal Std (Ref 54), Area * (IS Conc. / IS Area)
Curve type: 2nd Order, Origin: Include, Weighting: 1/x, Axis trans: None

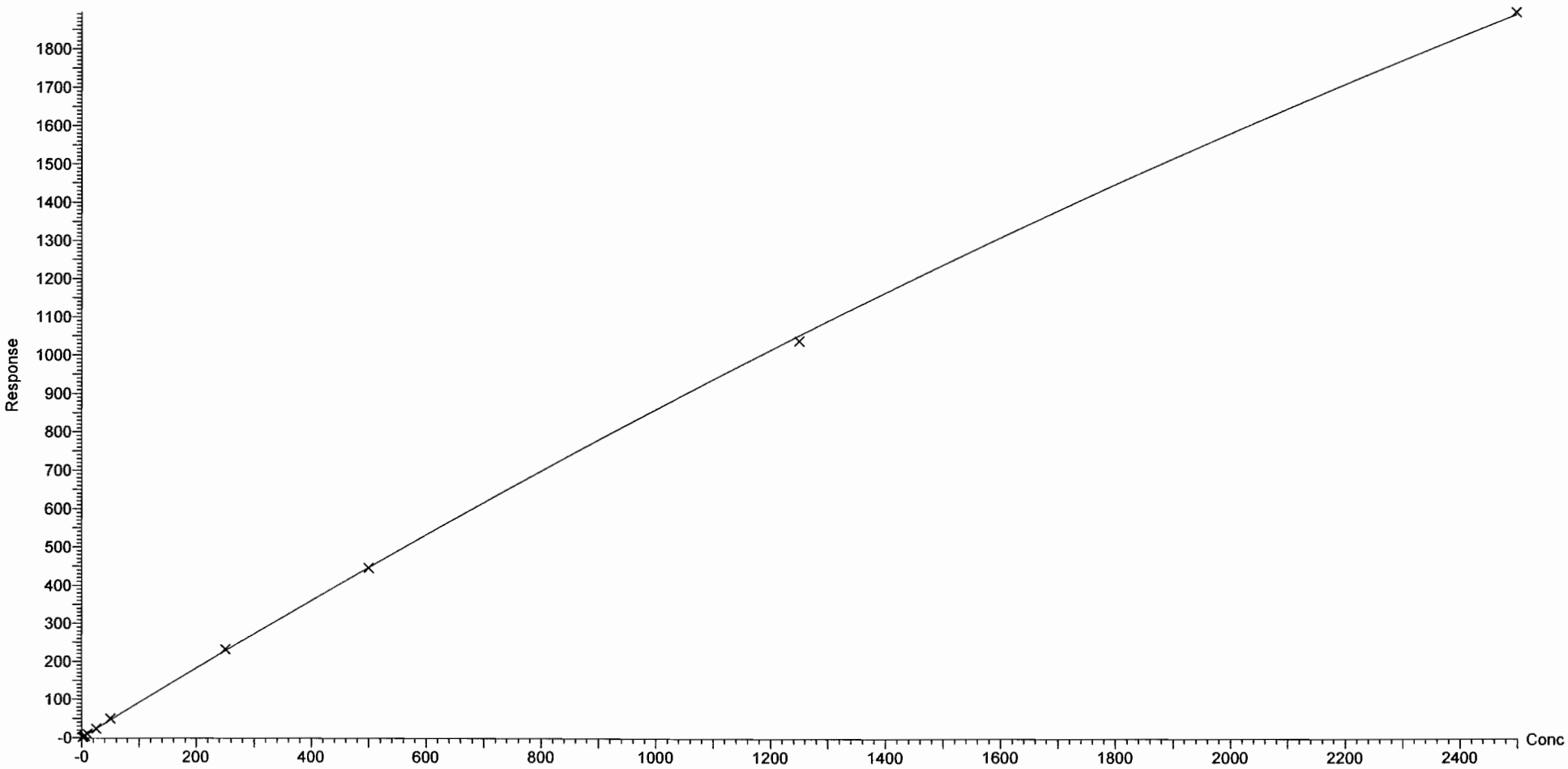

Vista Analytical Laboratory Q1

Dataset: Z:\Projects\PFAS.PRO\Results\180925M1\180925M1-CRV.qld

Last Altered: Wednesday, September 26, 2018 10:07:47 Pacific Daylight Time
Printed: Wednesday, September 26, 2018 10:24:43 Pacific Daylight Time

Compound name: PFTrDA
Coefficient of Determination: R^2 = 0.999962
Calibration curve: -0.000176753 * x^2 + 1.30324 * x + 0.0376366
Response type: Internal Std (Ref 53), Area * (IS Conc. / IS Area)
Curve type: 2nd Order, Origin: Exclude, Weighting: 1/x, Axis trans: None

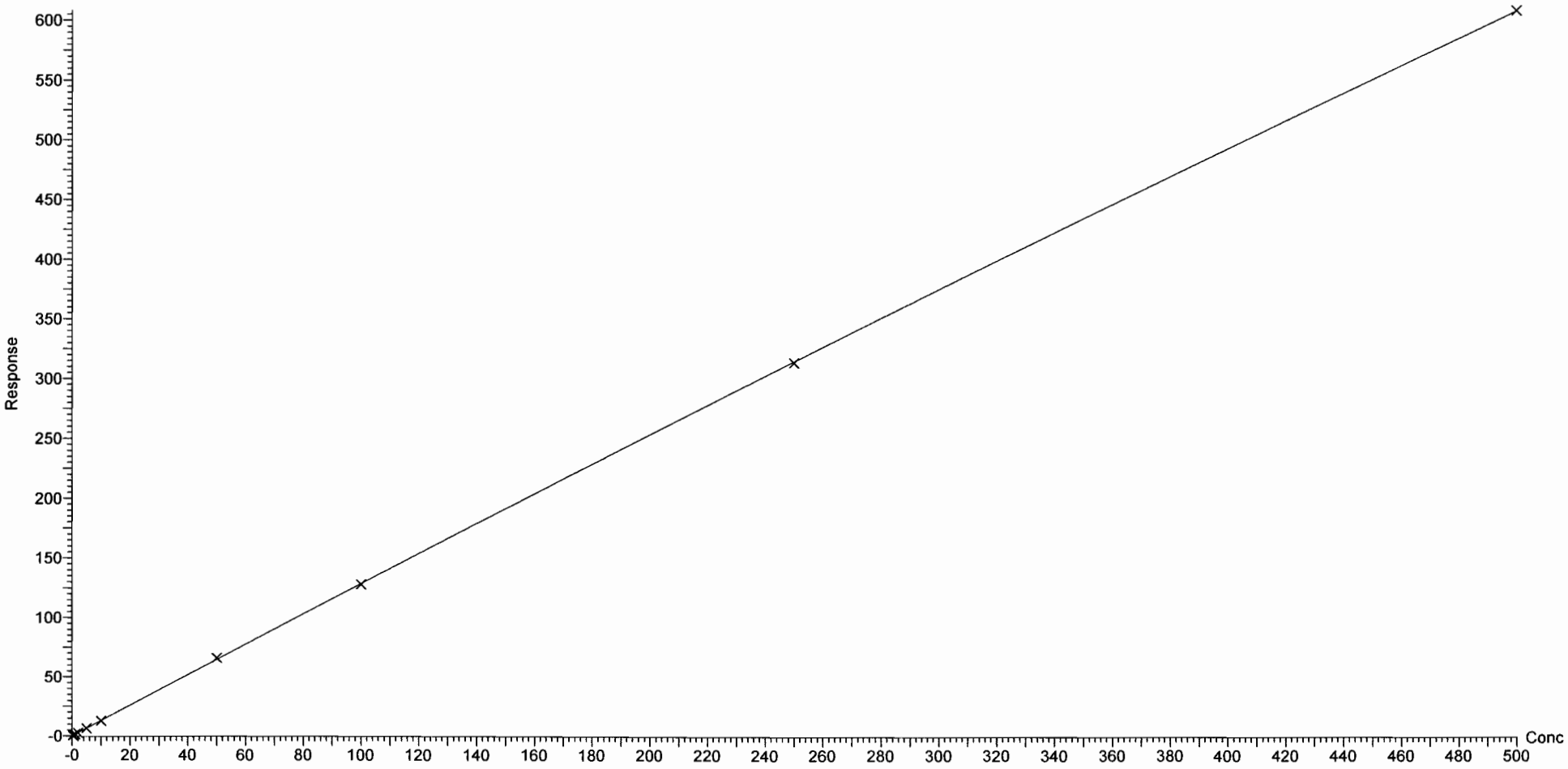

Dataset: Z:\Projects\PFAS.PRO\Results\180925M1\180925M1-CRV.qld

Last Altered: Wednesday, September 26, 2018 10:07:47 Pacific Daylight Time
Printed: Wednesday, September 26, 2018 10:24:43 Pacific Daylight Time

Compound name: PFTeDA
Coefficient of Determination: R^2 = 0.999774
Calibration curve: -0.000601205 * x^2 + 1.77243 * x + 0.159782
Response type: Internal Std (Ref 55), Area * (IS Conc. / IS Area)
Curve type: 2nd Order, Origin: Exclude, Weighting: 1/x, Axis trans: None

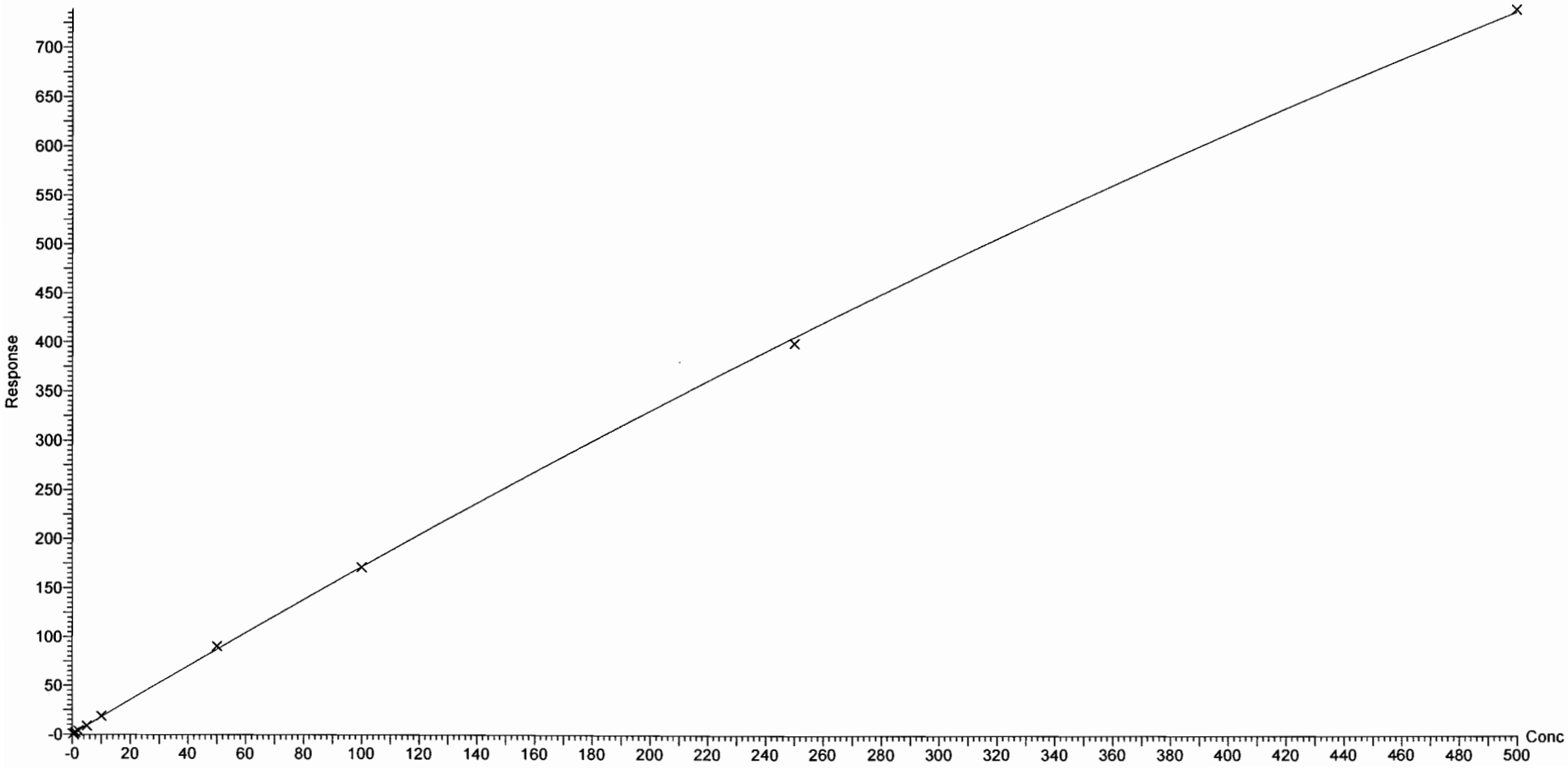

Dataset: Z:\Projects\PFAS.PRO\Results\180925M1\180925M1-CRV.qld

Last Altered: Wednesday, September 26, 2018 10:07:47 Pacific Daylight Time
Printed: Wednesday, September 26, 2018 10:24:43 Pacific Daylight Time

Compound name: N-EtFOSA
Coefficient of Determination: R^2 = 0.999905
Calibration curve: -3.90408e-005 * x^2 + 0.878828 * x + 0.044453
Response type: Internal Std (Ref 56), Area * (IS Conc. / IS Area)
Curve type: 2nd Order, Origin: Exclude, Weighting: 1/x, Axis trans: None

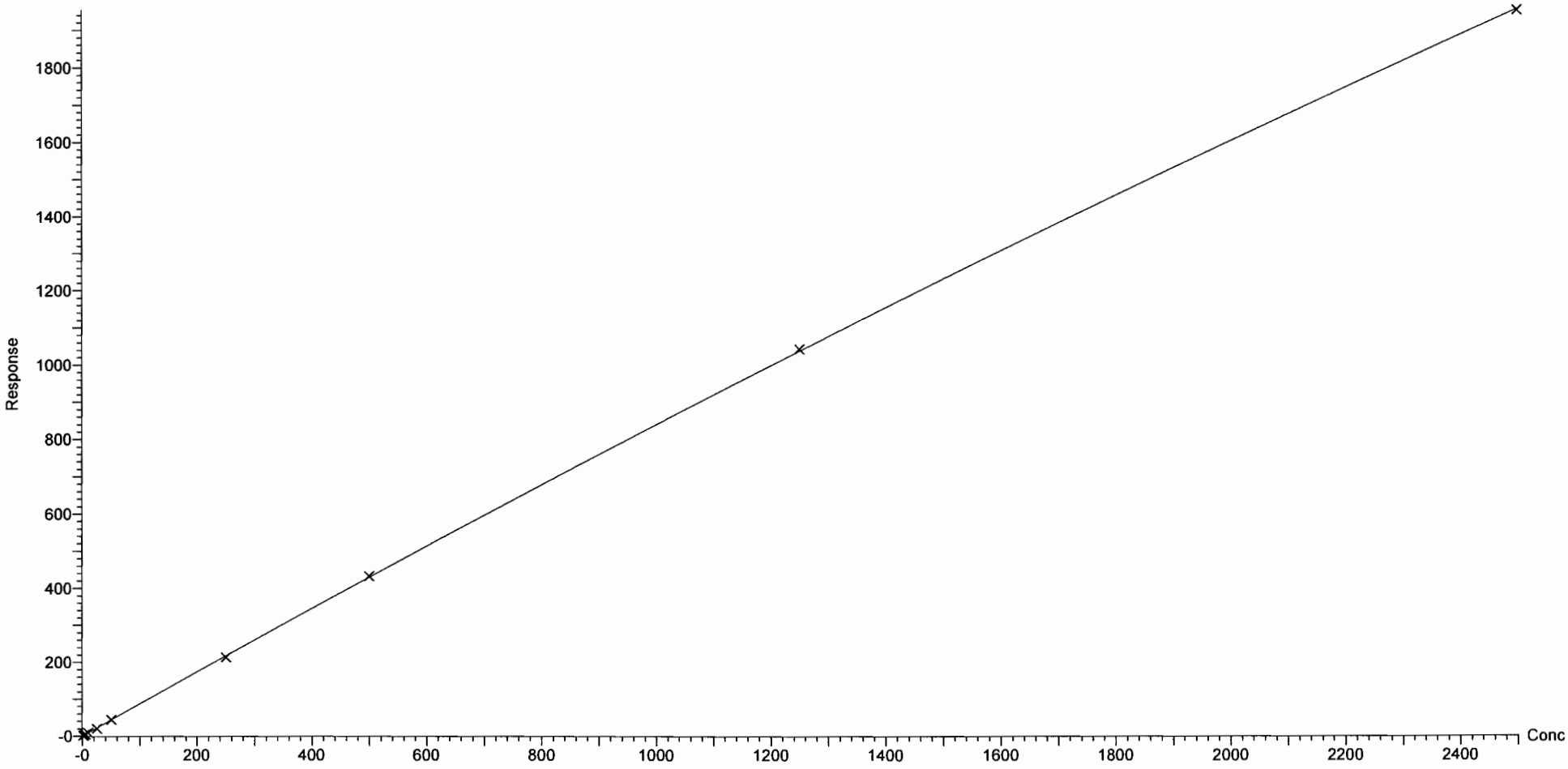

Dataset: Z:\Projects\PFAS.PRO\Results\180925M1\180925M1-CRV.qld

Last Altered: Wednesday, September 26, 2018 10:07:47 Pacific Daylight Time
Printed: Wednesday, September 26, 2018 10:24:43 Pacific Daylight Time

Compound name: PFHxDA
Coefficient of Determination: R^2 = 0.999895
Calibration curve: -0.000169352 * x^2 + 0.572477 * x + 0.0692663
Response type: Internal Std (Ref 57), Area * (IS Conc. / IS Area)
Curve type: 2nd Order, Origin: Exclude, Weighting: 1/x, Axis trans: None

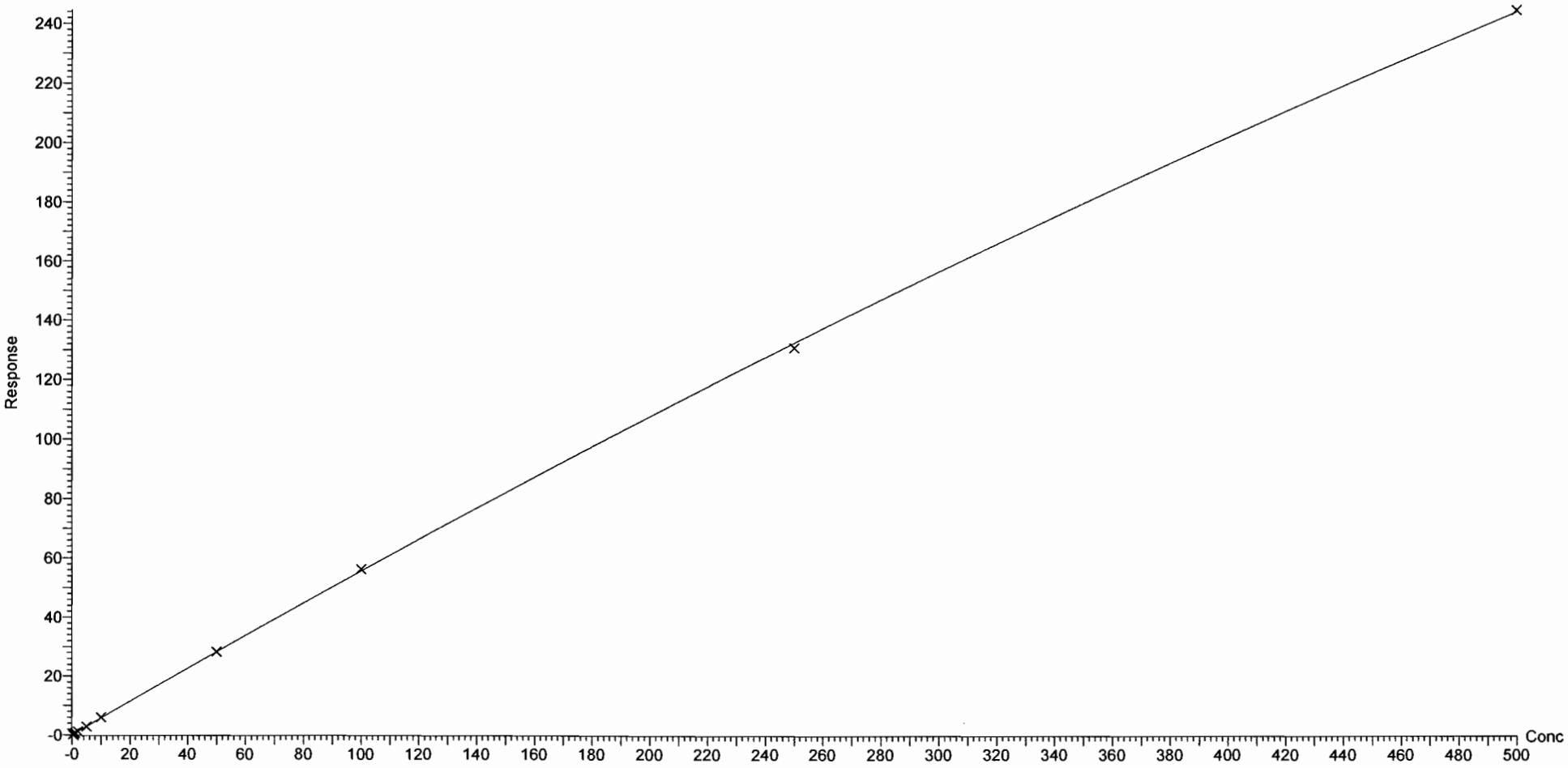

Dataset: Z:\Projects\PFAS.PRO\Results\180925M1\180925M1-CRV.qld

Last Altered: Wednesday, September 26, 2018 10:07:47 Pacific Daylight Time
Printed: Wednesday, September 26, 2018 10:24:43 Pacific Daylight Time

Compound name: PFODA
Coefficient of Determination: R^2 = 0.999898
Calibration curve: -0.0002424 * x^2 + 0.776126 * x + 0.0116969
Response type: Internal Std (Ref 57), Area * (IS Conc. / IS Area)
Curve type: 2nd Order, Origin: Include, Weighting: 1/x, Axis trans: None

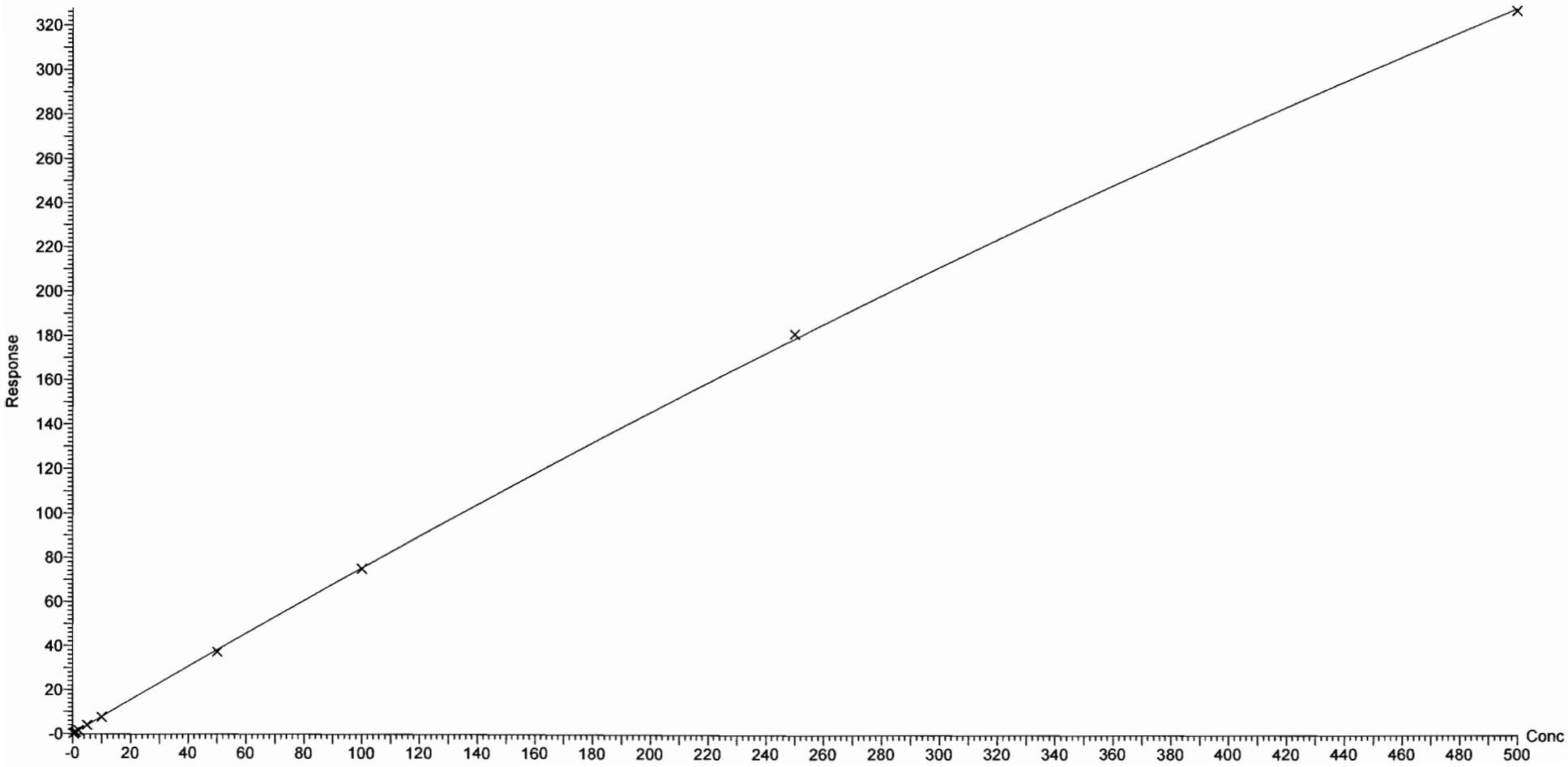

Dataset: Z:\Projects\PFAS.PRO\Results\180925M1\180925M1-CRV.qld

Last Altered: Wednesday, September 26, 2018 10:07:47 Pacific Daylight Time
Printed: Wednesday, September 26, 2018 10:24:43 Pacific Daylight Time

Compound name: N-MeFOSE
Coefficient of Determination: R^2 = 0.999888
Calibration curve: 2.72956e-006 * x^2 + 0.904227 * x + 0.0877047
Response type: Internal Std (Ref 58), Area * (IS Conc. / IS Area)
Curve type: 2nd Order, Origin: Exclude, Weighting: 1/x, Axis trans: None

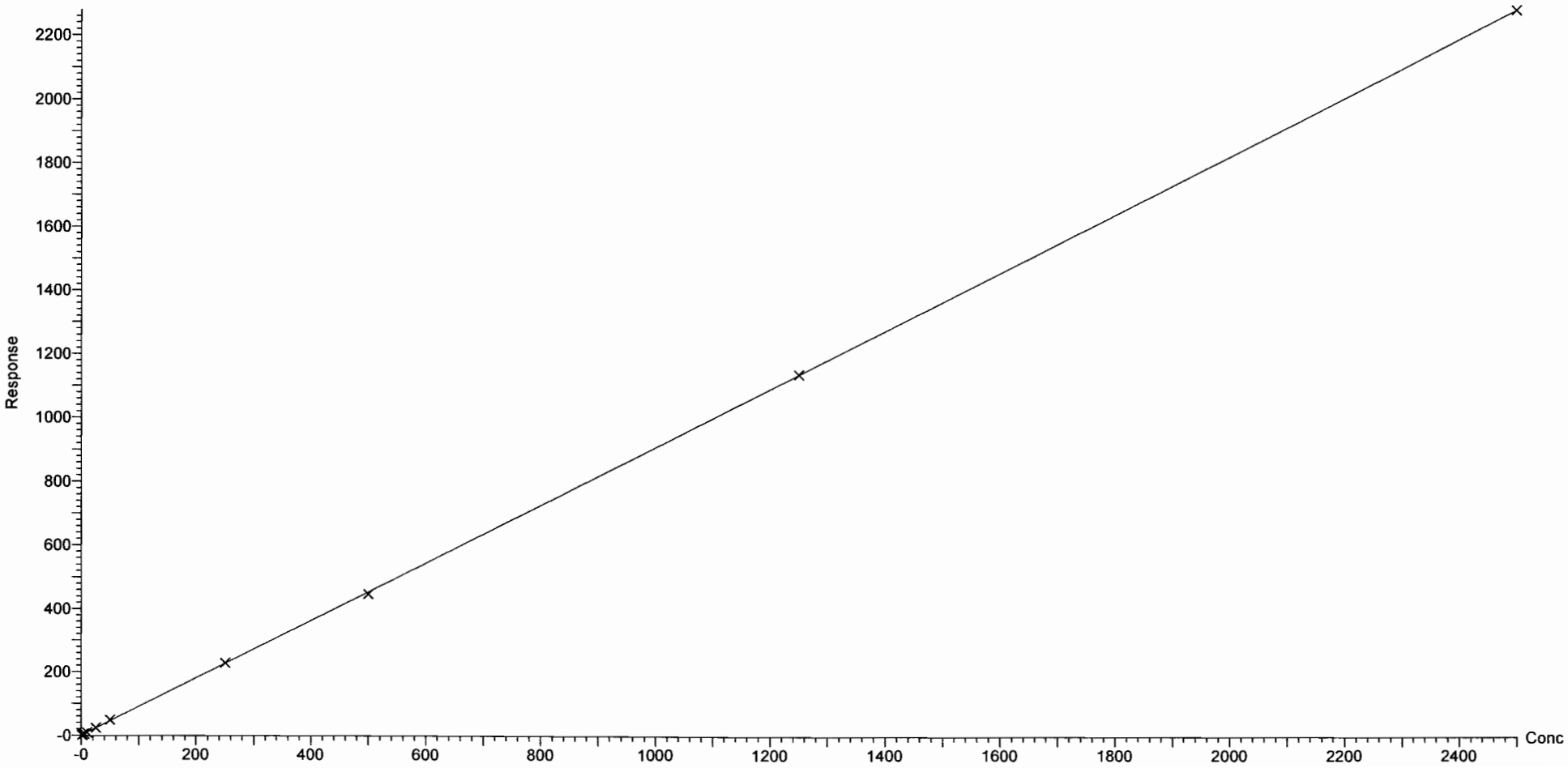

Vista Analytical Laboratory Q1

Dataset: Z:\Projects\PFAS.PRO\Results\180925M1\180925M1-CRV.qld

Last Altered: Wednesday, September 26, 2018 10:07:47 Pacific Daylight Time
Printed: Wednesday, September 26, 2018 10:24:43 Pacific Daylight Time

Compound name: N-EtFOSE
Coefficient of Determination: R^2 = 0.999984
Calibration curve: -2.25191e-005 * x^2 + 1.07221 * x + 0.0840283
Response type: Internal Std (Ref 59), Area * (IS Conc. / IS Area)
Curve type: 2nd Order, Origin: Exclude, Weighting: 1/x, Axis trans: None

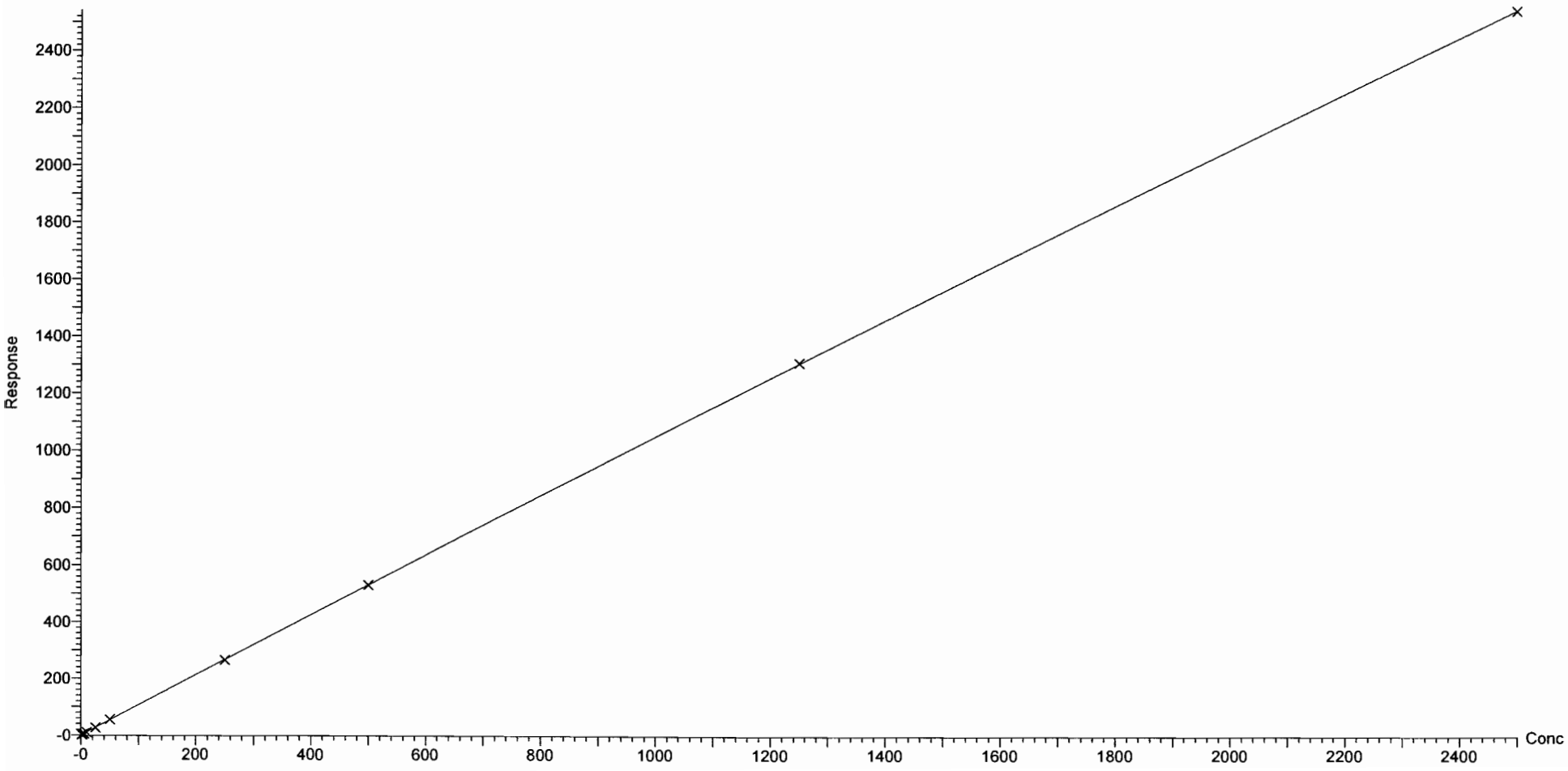

Vista Analytical Laboratory

Dataset: Z:\Projects\PFAS.PRO\Results\180925M1\180925M1-CRV.qld

Last Altered: Wednesday, September 26, 2018 09:58:44 Pacific Daylight Time
Printed: Wednesday, September 26, 2018 09:58:57 Pacific Daylight Time

Method: Z:\Projects\PFAS.PRO\MethDB\PFAS_FULL_80C_092518.mdb 26 Sep 2018 09:51:35
Calibration: 26 Sep 2018 09:58:44

Name: 180925M1_2, Date: 25-Sep-2018, Time: 13:07:06, ID: ST180925M1-1 PFC CS-2 18I1701, Description: PFC CS-2 18I1701

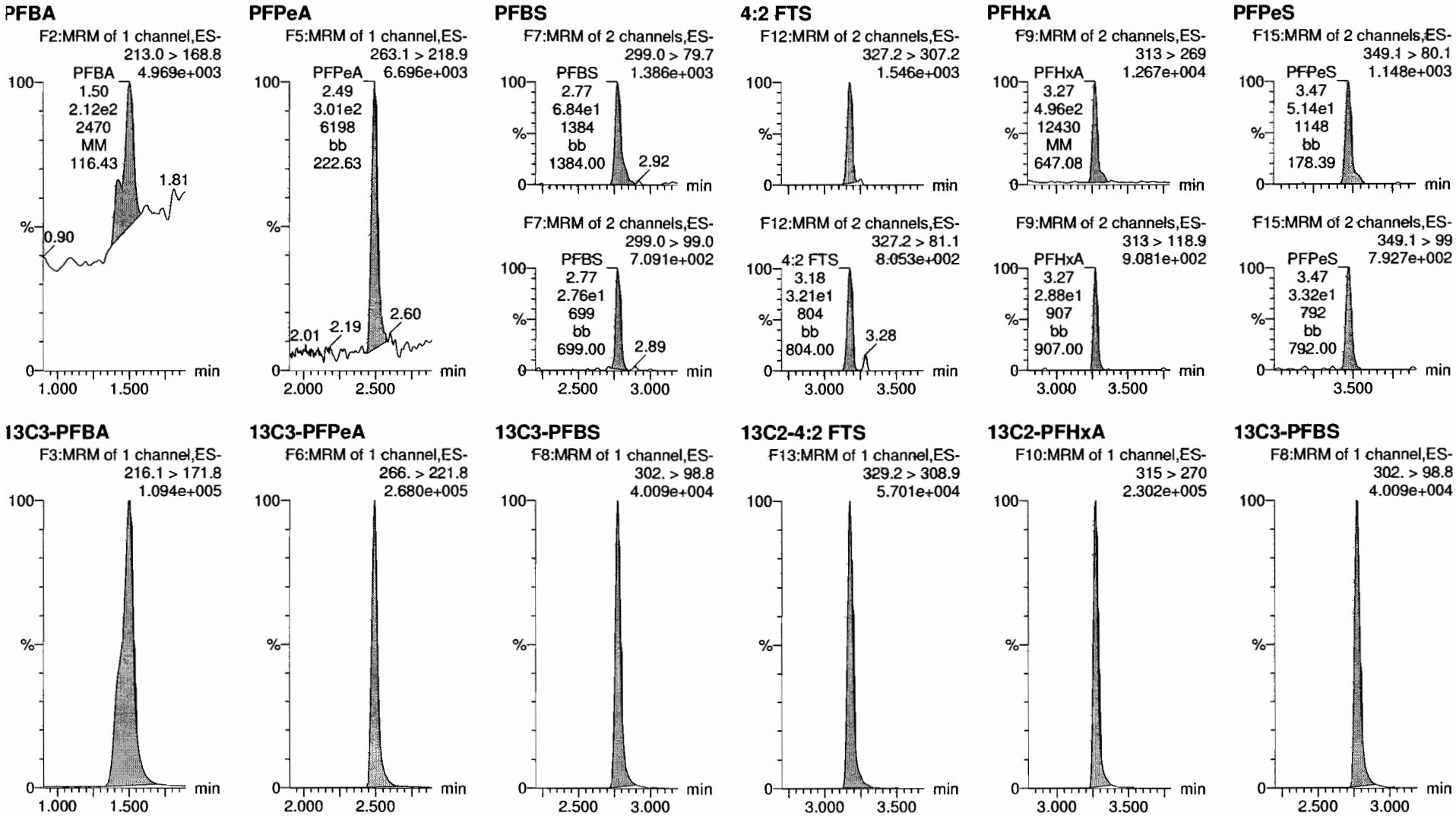

Vista Analytical Laboratory

Dataset: Z:\Projects\PFAS.PRO\Results\180925M1\180925M1-CRV.qld

Last Altered: Wednesday, September 26, 2018 09:58:44 Pacific Daylight Time
Printed: Wednesday, September 26, 2018 09:58:57 Pacific Daylight Time

Name: 180925M1_2, Date: 25-Sep-2018, Time: 13:07:06, ID: ST180925M1-1 PFC CS-2 18I1701, Description: PFC CS-2 18I1701

6:2 FTS

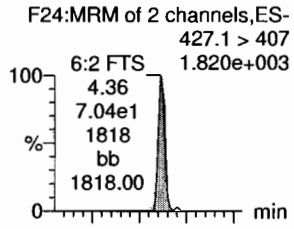

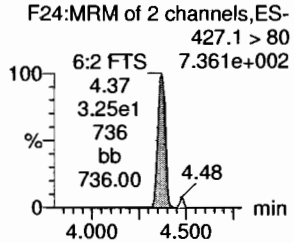

PFHpA

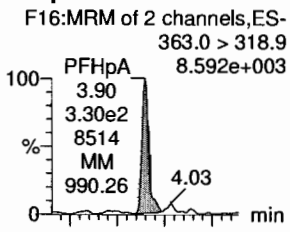

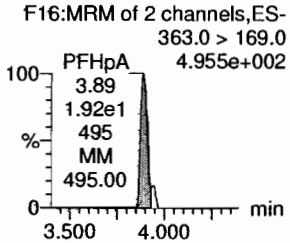

L-PFHxS

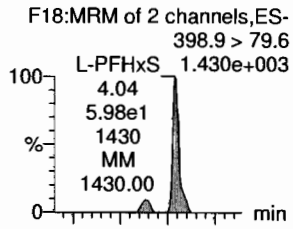

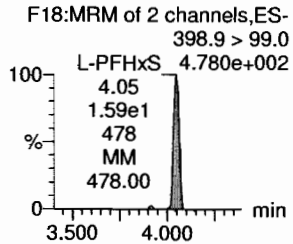

L-PFOA

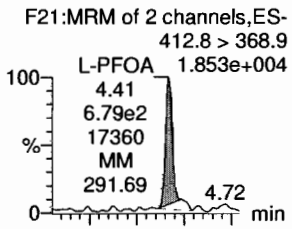

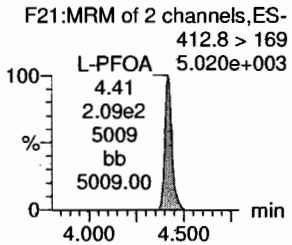

PFHpS

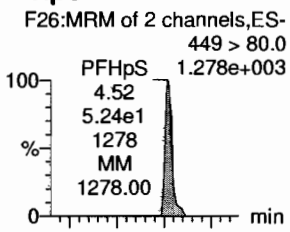

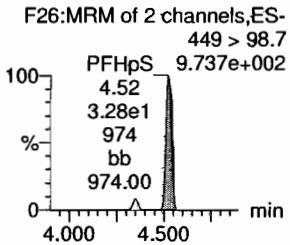

PFNA

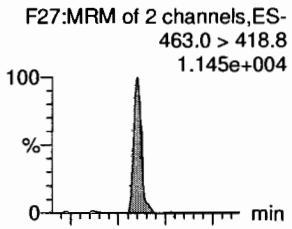

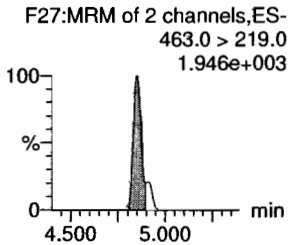

13C2-6:2 FTS

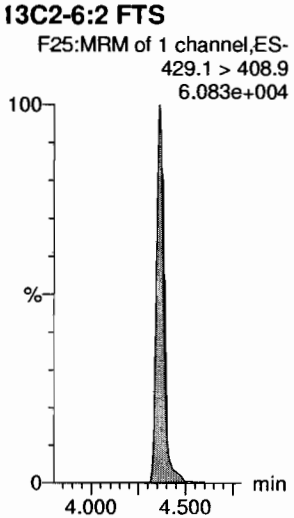

13C4-PFHpA



18O2-PFHxS



13C2-PFOA

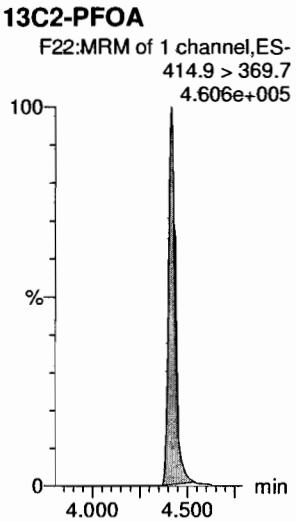

13C8-PFOS

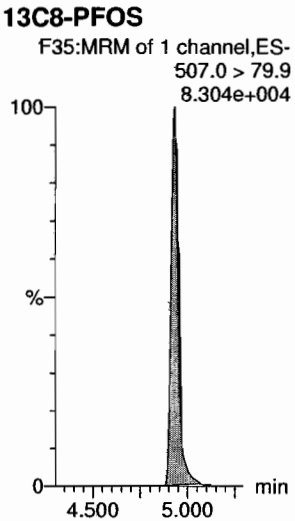

13C5-PFNA



Vista Analytical Laboratory

Dataset: Z:\Projects\PFAS.PRO\Results\180925M1\180925M1-CRV.qld

Last Altered: Wednesday, September 26, 2018 09:58:44 Pacific Daylight Time
Printed: Wednesday, September 26, 2018 09:58:57 Pacific Daylight Time

Name: 180925M1_2, Date: 25-Sep-2018, Time: 13:07:06, ID: ST180925M1-1 PFC CS-2 18I1701, Description: PFC CS-2 18I1701

PFOSA

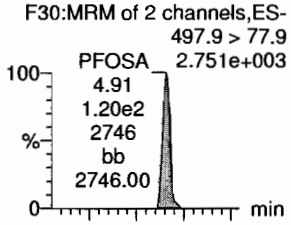

L-PFOS

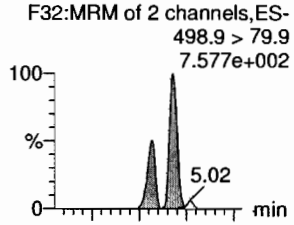

PFDA

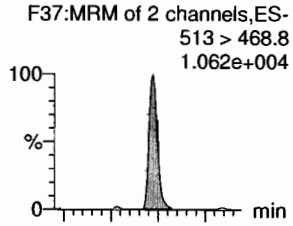

8:2 FTS

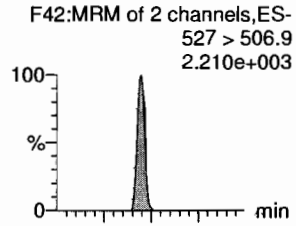

PFNS

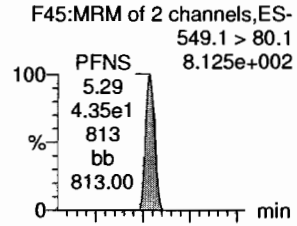

L-MeFOSAA

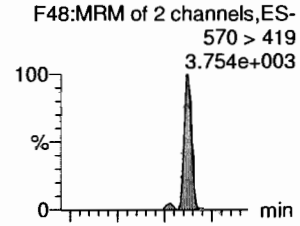

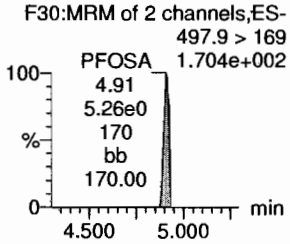

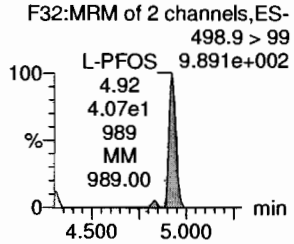

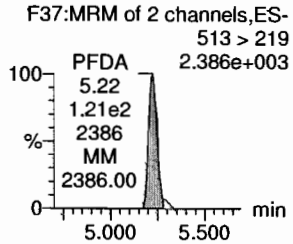

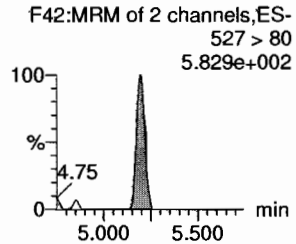

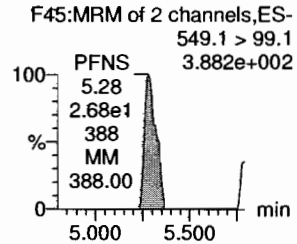

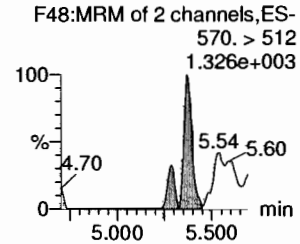

13C8-PFOSA

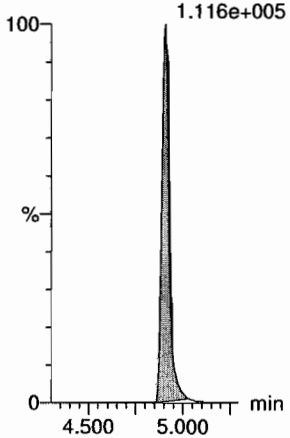

13C8-PFOS

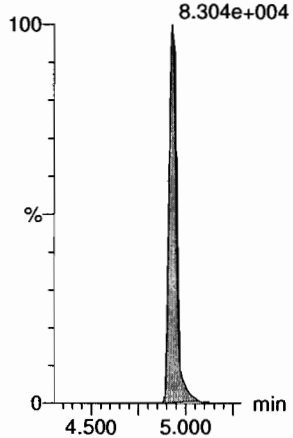

13C2-PFDA

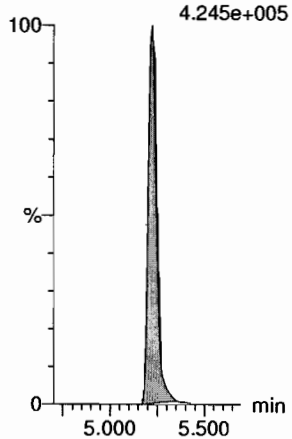

13C2-8:2 FTS

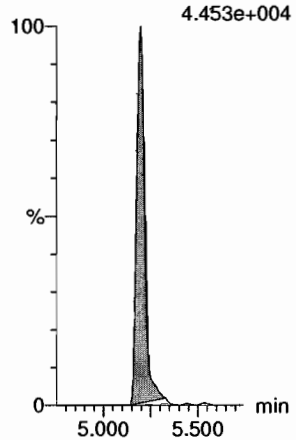

13C8-PFOS

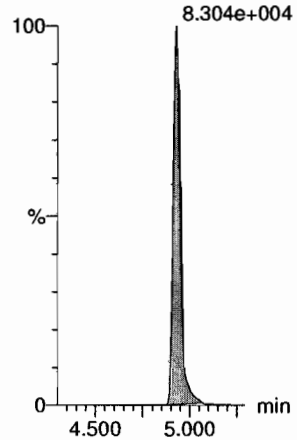

d3-N-MeFOSAA

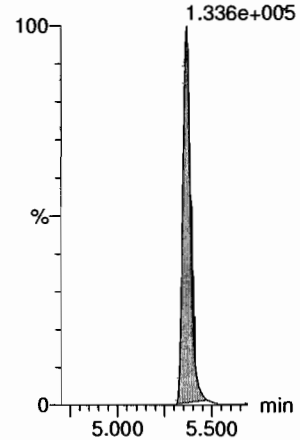

Dataset: Z:\Projects\PFAS.PRO\Results\180925M1\180925M1-CRV.qld

Last Altered: Wednesday, September 26, 2018 09:58:44 Pacific Daylight Time
Printed: Wednesday, September 26, 2018 09:58:57 Pacific Daylight Time

Name: 180925M1_2, Date: 25-Sep-2018, Time: 13:07:06, ID: ST180925M1-1 PFC CS-2 18I1701, Description: PFC CS-2 18I1701

L-EtFOSAA

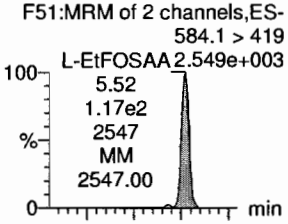

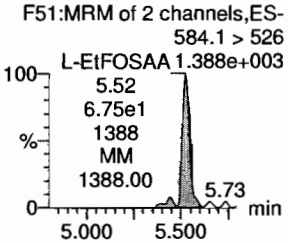

PFDoA

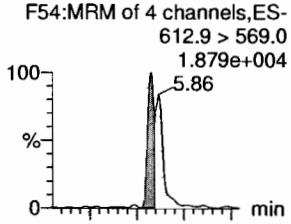

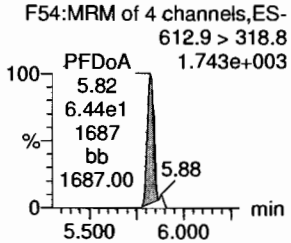

PFDS

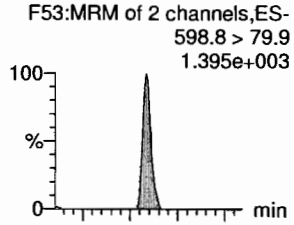

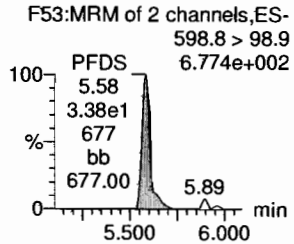

PFUdA

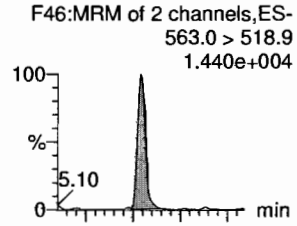

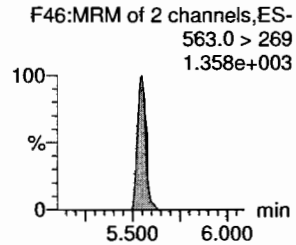

N-MeFOSA

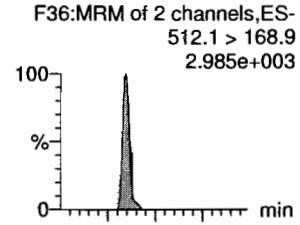

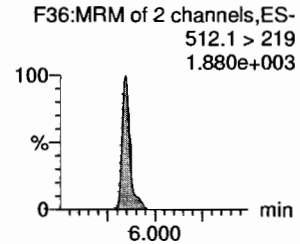

PFTrDA

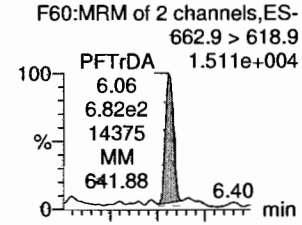

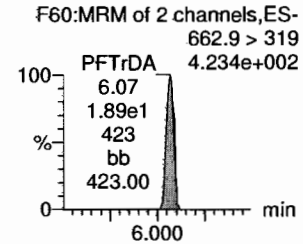

d5-N-EtFOSAA

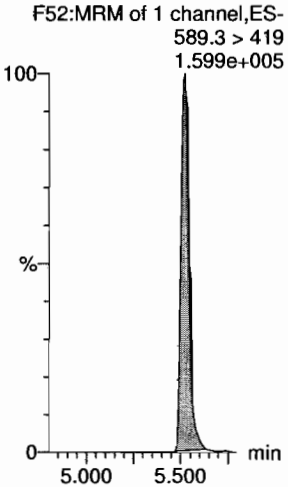

13C2-PFDoA

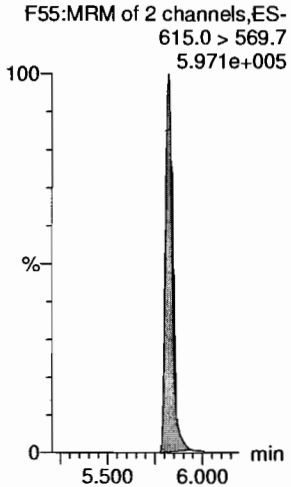

13C8-PFOS

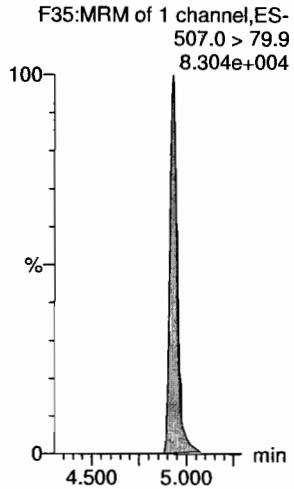

13C2-PFUdA

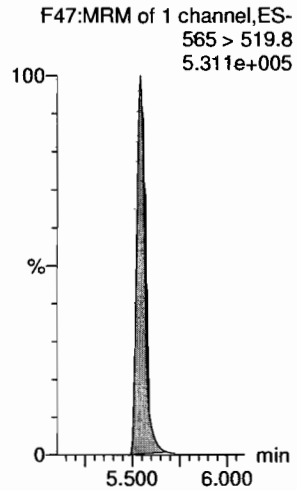

d3-N-MeFOSA

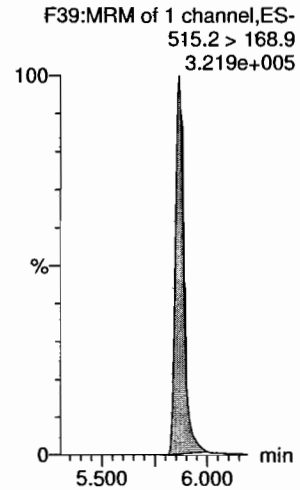

13C2-PFDoA

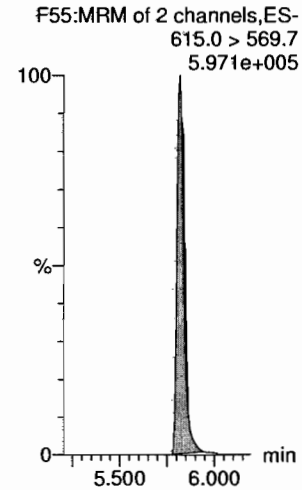

Vista Analytical Laboratory

Dataset: Z:\Projects\PFAS.PRO\Results\180925M1\180925M1-CRV.qld

Last Altered: Wednesday, September 26, 2018 09:58:44 Pacific Daylight Time
Printed: Wednesday, September 26, 2018 09:58:57 Pacific Daylight Time

Name: 180925M1_2, Date: 25-Sep-2018, Time: 13:07:06, ID: ST180925M1-1 PFC CS-2 18I1701, Description: PFC CS-2 18I1701

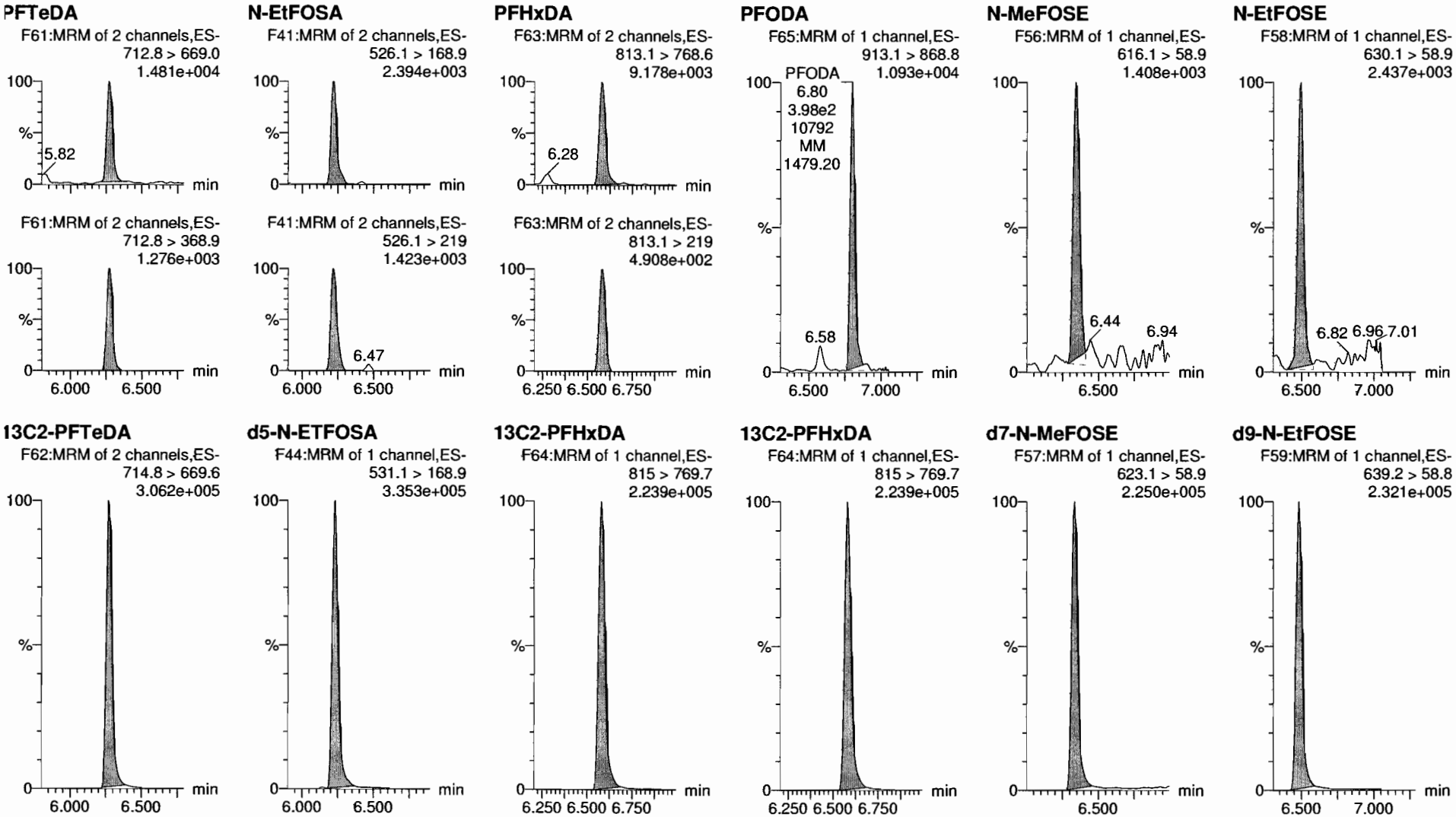

Vista Analytical Laboratory

Dataset: Z:\Projects\PFAS.PRO\Results\180925M1\180925M1-CRV.qld

Last Altered: Wednesday, September 26, 2018 09:58:44 Pacific Daylight Time
Printed: Wednesday, September 26, 2018 09:58:57 Pacific Daylight Time

Name: 180925M1_2, Date: 25-Sep-2018, Time: 13:07:06, ID: ST180925M1-1 PFC CS-2 18I1701, Description: PFC CS-2 18I1701

13C4-PFBA
F4:MRM of 1 channel,ES-
217. > 172
1.474e+005

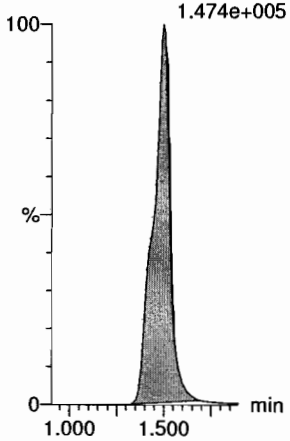

13C5-PFHxA
F11:MRM of 1 channel,ES-
318 > 272.9
5.990e+005

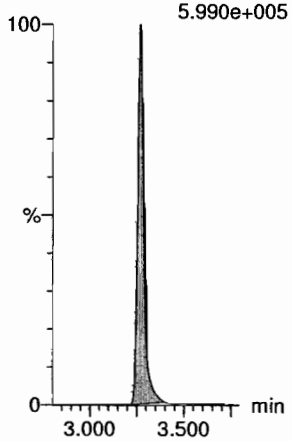

13C3-PFHxS
F19:MRM of 1 channel,ES-
401.8 > 79.9
8.894e+004

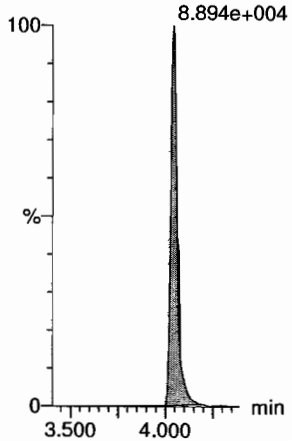

13C8-PFOA
F23:MRM of 1 channel,ES-
420.9 > 376
8.340e+005

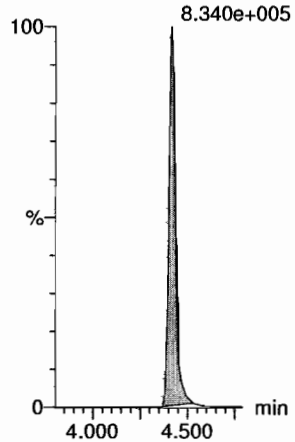

13C9-PFNA
F29:MRM of 1 channel,ES-
472.2 > 426.9
5.190e+005

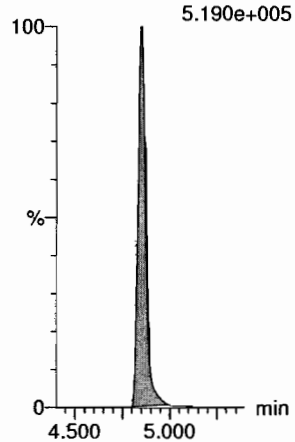

13C4-PFOS
F33:MRM of 1 channel,ES-
503 > 79.9
8.013e+004

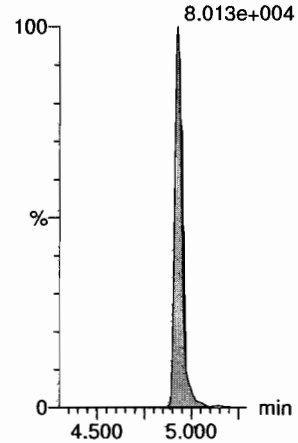

13C6-PFDA
F40:MRM of 1 channel,ES-
519.1 > 473.7
3.845e+005

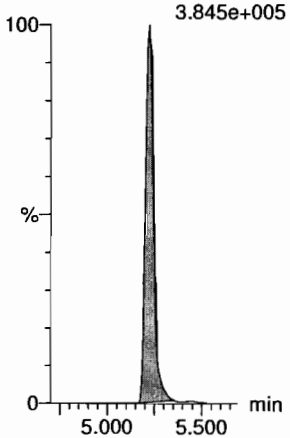

13C7-PFUdA
F49:MRM of 1 channel,ES-
570.1 > 524.8
5.533e+005

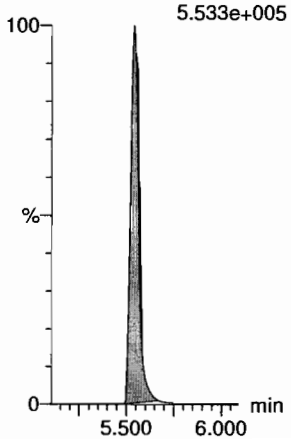

Vista Analytical Laboratory

Dataset: Z:\Projects\PFAS.PRO\Results\180925M1\180925M1-CRV.qld

Last Altered: Wednesday, September 26, 2018 09:51:37 Pacific Daylight Time
Printed: Wednesday, September 26, 2018 09:51:48 Pacific Daylight Time

Name: 180925M1_3, Date: 25-Sep-2018, Time: 13:17:44, ID: ST180925M1-2 PFC CS-1 18I1702, Description: PFC CS-1 18I1702

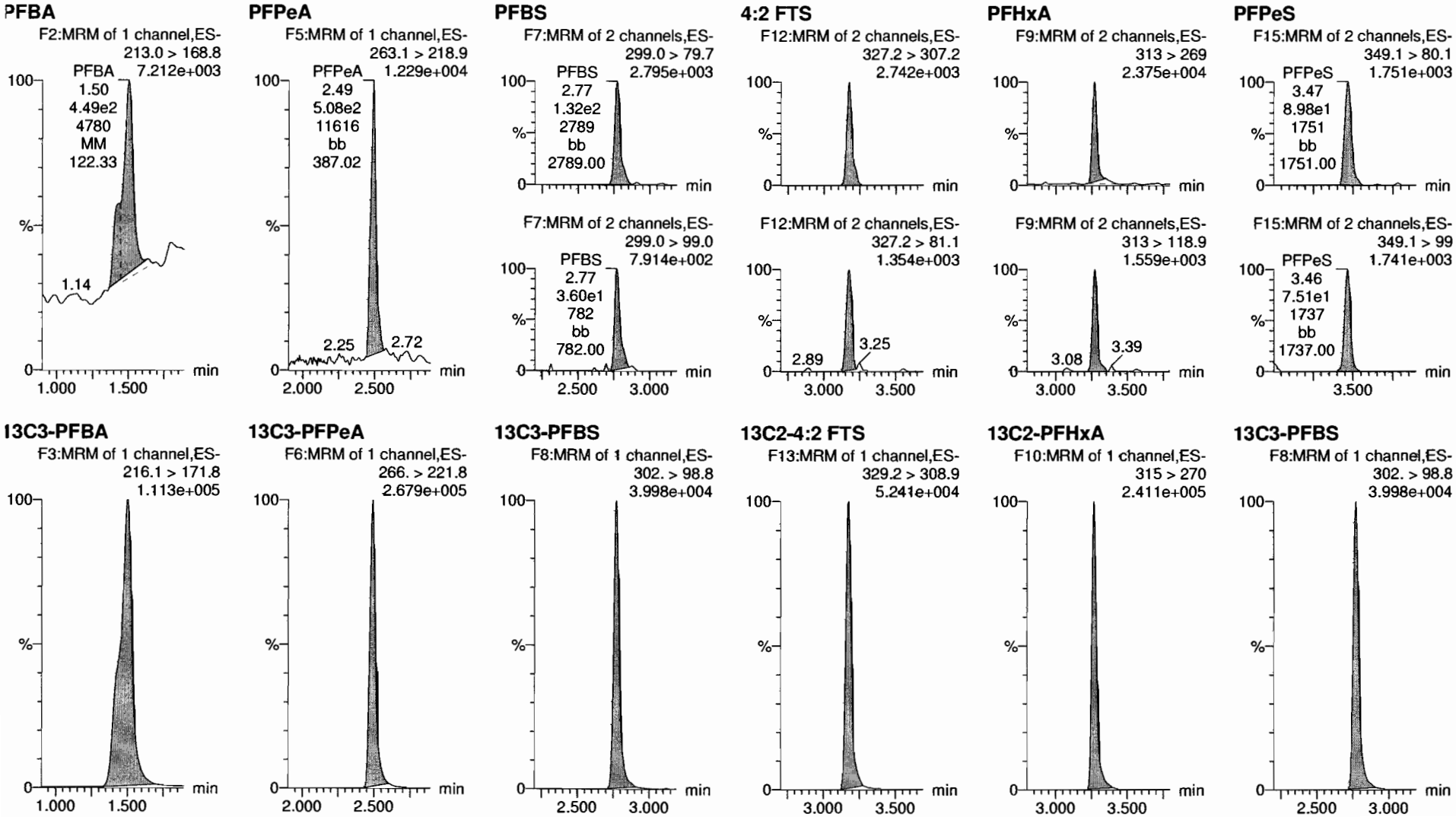

Vista Analytical Laboratory

Dataset: Z:\Projects\PFAS.PRO\Results\180925M1\180925M1-CRV.qld

Last Altered: Wednesday, September 26, 2018 09:51:37 Pacific Daylight Time
Printed: Wednesday, September 26, 2018 09:51:48 Pacific Daylight Time

Name: 180925M1_3, Date: 25-Sep-2018, Time: 13:17:44, ID: ST180925M1-2 PFC CS-1 18I1702, Description: PFC CS-1 18I1702

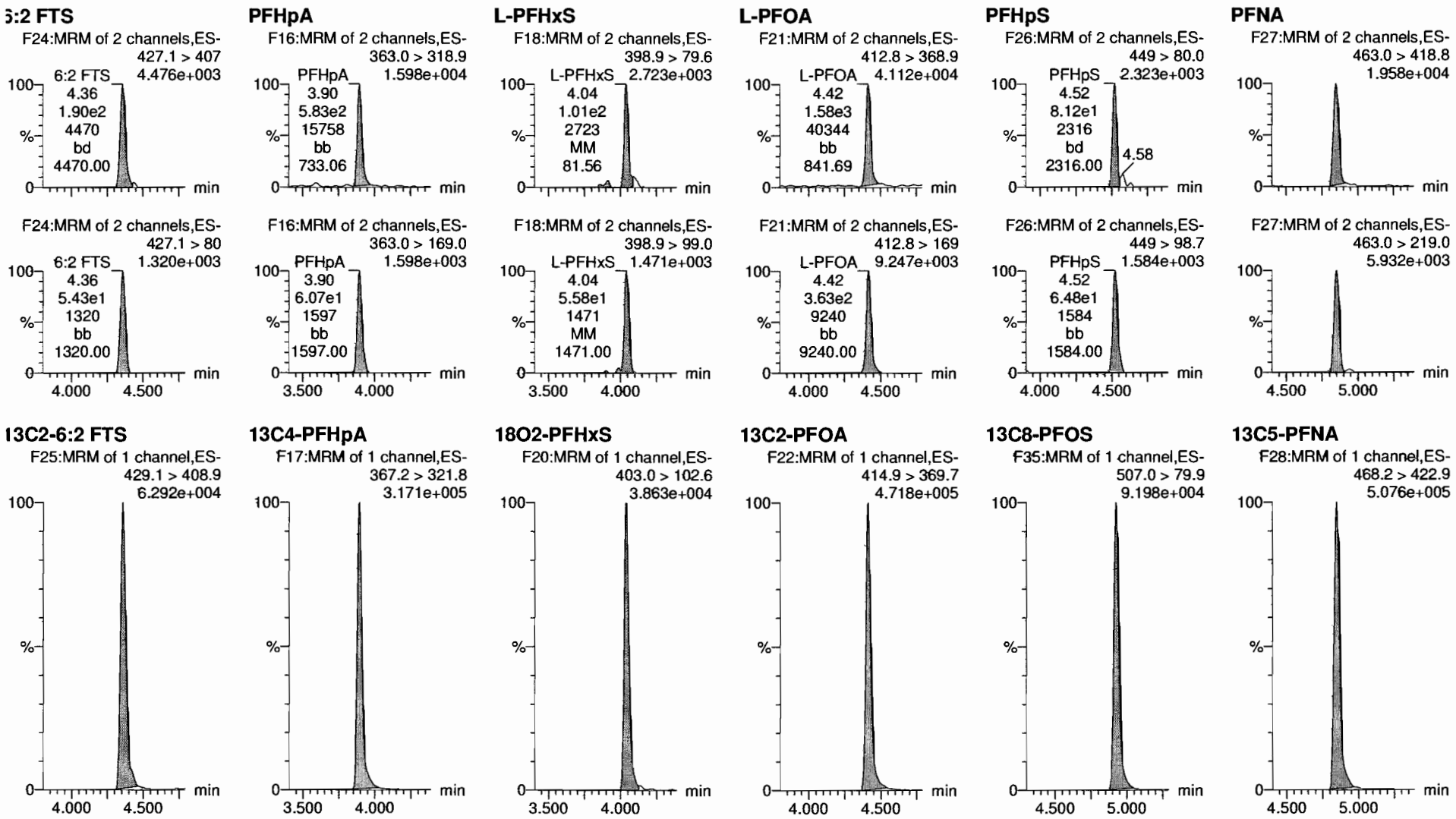

Dataset: Z:\Projects\PFAS.PRO\Results\180925M1\180925M1-CRV.qld

Last Altered: Wednesday, September 26, 2018 09:51:37 Pacific Daylight Time
Printed: Wednesday, September 26, 2018 09:51:48 Pacific Daylight Time

Name: 180925M1_3, Date: 25-Sep-2018, Time: 13:17:44, ID: ST180925M1-2 PFC CS-1 18I1702, Description: PFC CS-1 18I1702

PFOSA

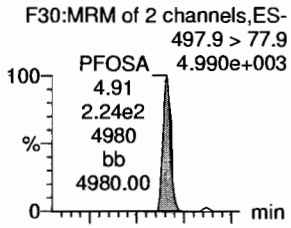

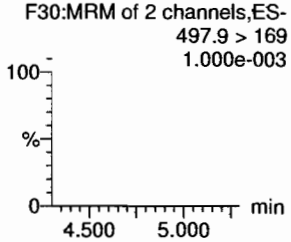

L-PFOS

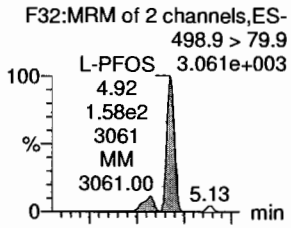

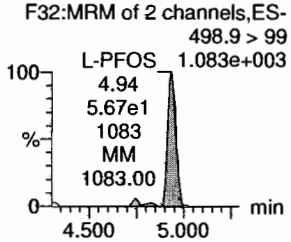

PFDA

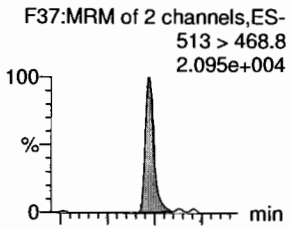

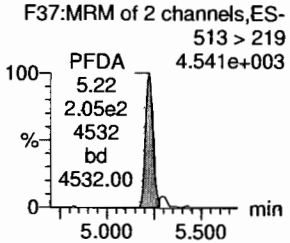

8:2 FTS

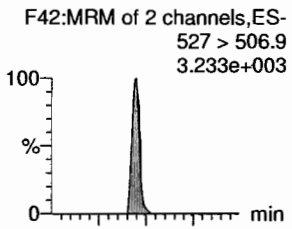

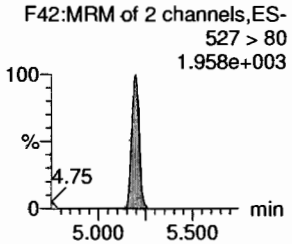

PFNS

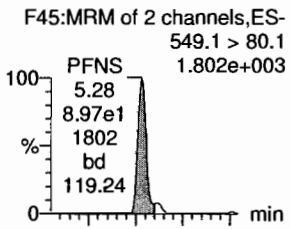

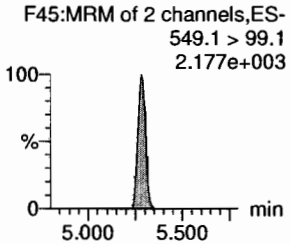

L-MeFOSAA

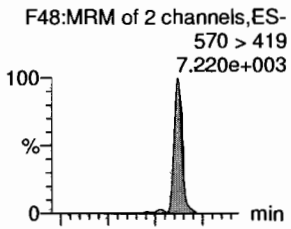

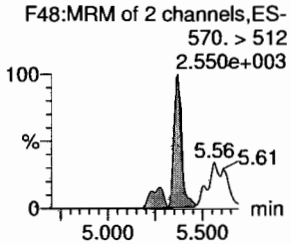

13C8-PFOSA

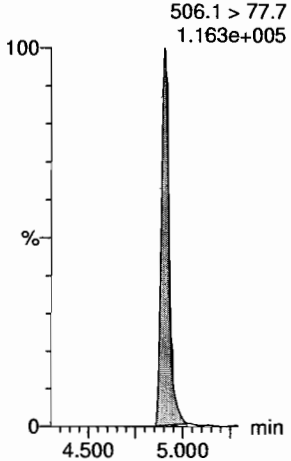

13C8-PFOS

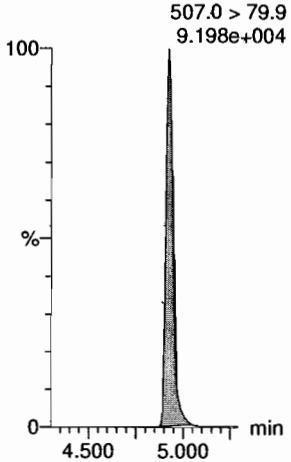

13C2-PFDA

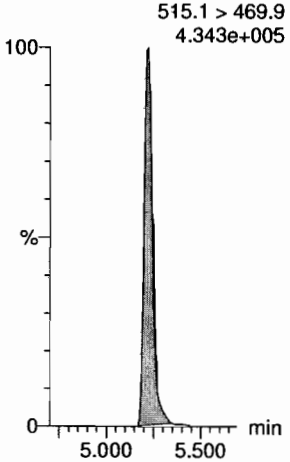

13C2-8:2 FTS

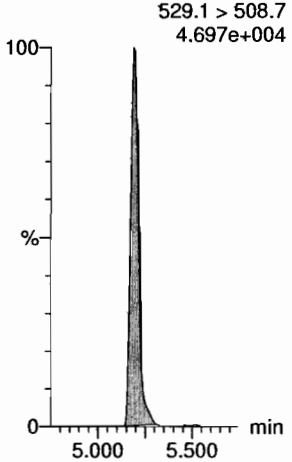

13C8-PFOS

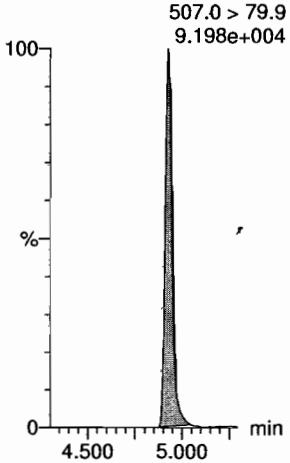

d3-N-MeFOSAA

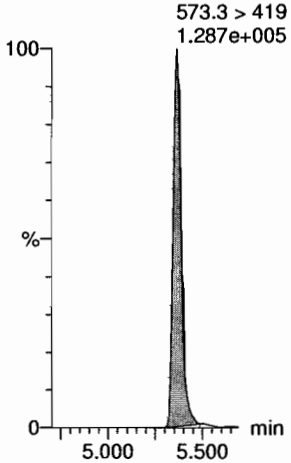

Dataset: Z:\Projects\PFAS.PRO\Results\180925M1\180925M1-CRV.qld

Last Altered: Wednesday, September 26, 2018 09:51:37 Pacific Daylight Time
Printed: Wednesday, September 26, 2018 09:51:48 Pacific Daylight Time

Name: 180925M1_3, Date: 25-Sep-2018, Time: 13:17:44, ID: ST180925M1-2 PFC CS-1 18I1702, Description: PFC CS-1 18I1702

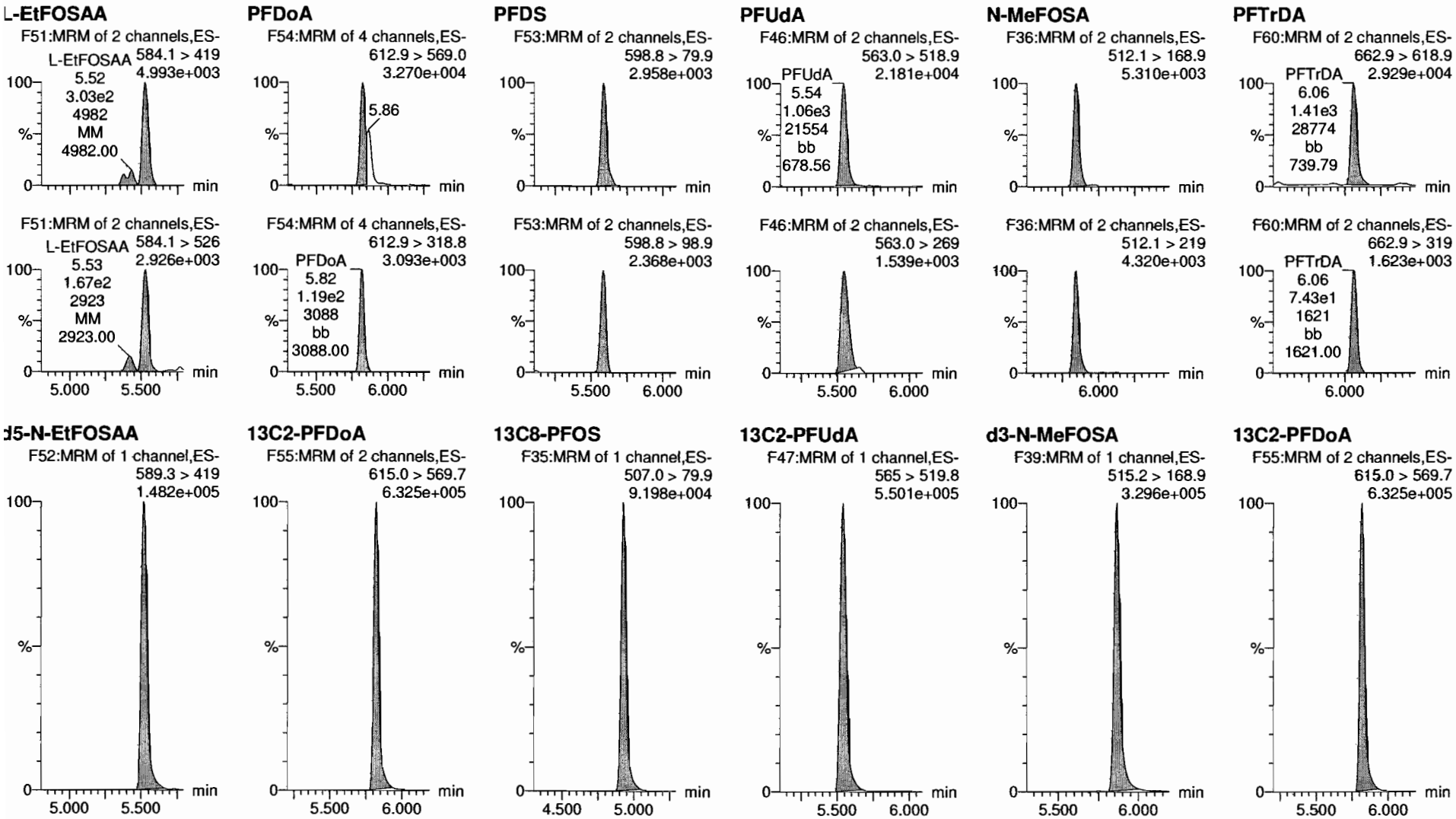

Dataset: Z:\Projects\PFAS.PRO\Results\180925M1\180925M1-CRV.qld

Last Altered: Wednesday, September 26, 2018 09:51:37 Pacific Daylight Time
Printed: Wednesday, September 26, 2018 09:51:48 Pacific Daylight Time

Name: 180925M1_3, Date: 25-Sep-2018, Time: 13:17:44, ID: ST180925M1-2 PFC CS-1 18I1702, Description: PFC CS-1 18I1702

PFTeDA
F61:MRM of 2 channels,ES-
712.8 > 669.0
2.822e+004

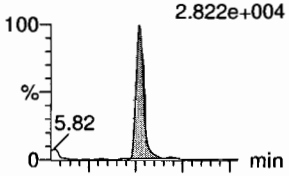

F61:MRM of 2 channels,ES-
712.8 > 368.9
2.062e+003

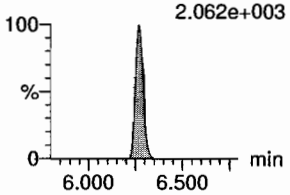

N-EtFOSA
F41:MRM of 2 channels,ES-
526.1 > 168.9
5.394e+003

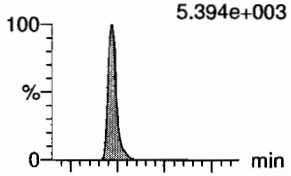

F41:MRM of 2 channels,ES-
526.1 > 219
2.685e+003

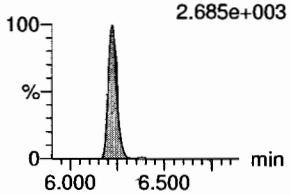

PFHxDA
F63:MRM of 2 channels,ES-
813.1 > 768.6
1.663e+004

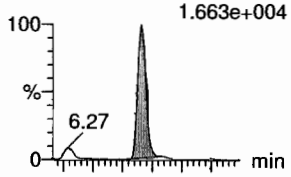

F63:MRM of 2 channels,ES-
813.1 > 219
5.099e+002

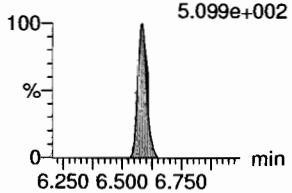

PFODA
F65:MRM of 1 channel,ES-
913.1 > 868.8
1.958e+004

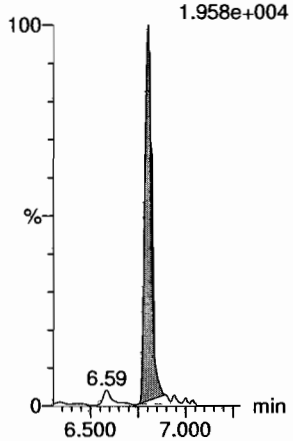

N-MeFOSE
F56:MRM of 1 channel,ES-
616.1 > 58.9
4.126e+003

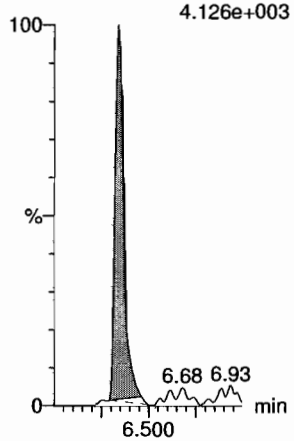

N-EtFOSE
F58:MRM of 1 channel,ES-
630.1 > 58.9
4.192e+003

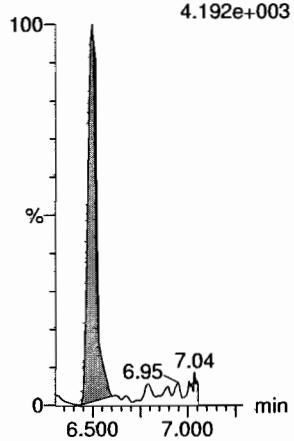

13C2-PFTeDA
F62:MRM of 2 channels,ES-
714.8 > 669.6
3.405e+005

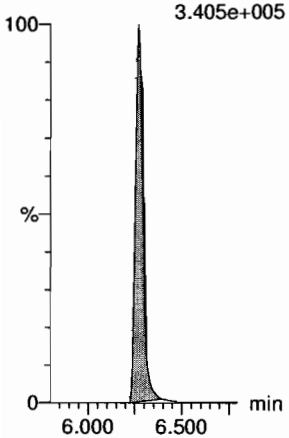

d5-N-ETFOSA
F44:MRM of 1 channel,ES-
531.1 > 168.9
3.393e+005

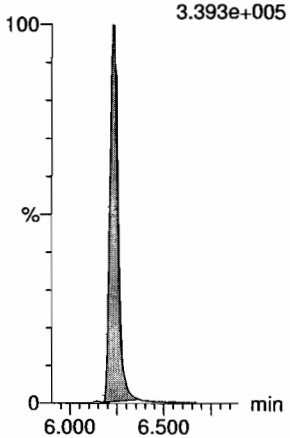

13C2-PFHxDA
F64:MRM of 1 channel,ES-
815 > 769.7
2.285e+005

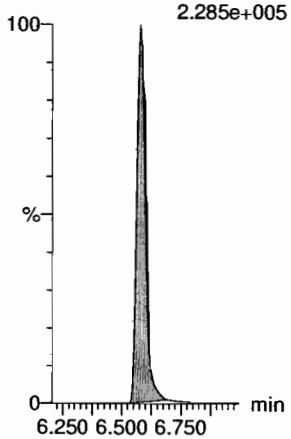

13C2-PFHxDA
F64:MRM of 1 channel,ES-
815 > 769.7
2.285e+005

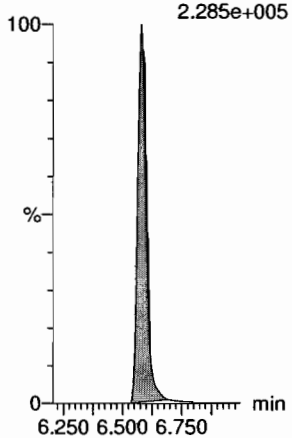

d7-N-MeFOSE
F57:MRM of 1 channel,ES-
623.1 > 58.9
2.299e+005

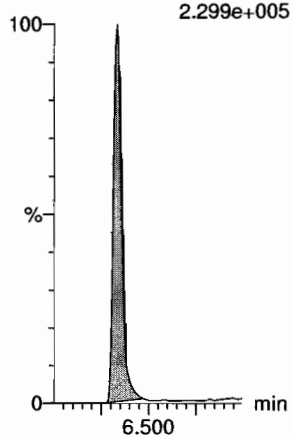

d9-N-EtFOSE
F59:MRM of 1 channel,ES-
639.2 > 58.8
2.414e+005

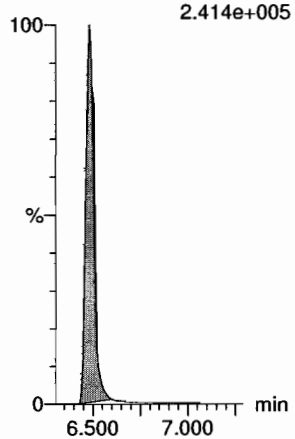

Vista Analytical Laboratory

Dataset: Z:\Projects\PFAS.PRO\Results\180925M1\180925M1-CRV.qld

Last Altered: Wednesday, September 26, 2018 09:51:37 Pacific Daylight Time
Printed: Wednesday, September 26, 2018 09:51:48 Pacific Daylight Time

Name: 180925M1_3, Date: 25-Sep-2018, Time: 13:17:44, ID: ST180925M1-2 PFC CS-1 18I1702, Description: PFC CS-1 18I1702

13C4-PFBA

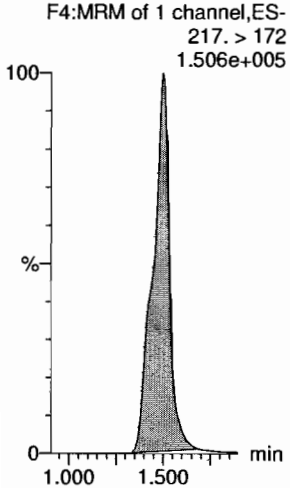

13C5-PFHxA

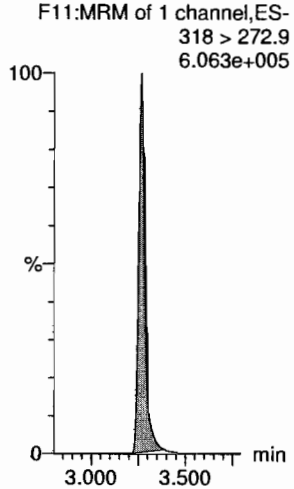

13C3-PFHxS

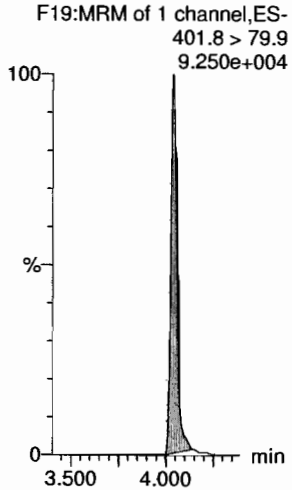

13C8-PFOA

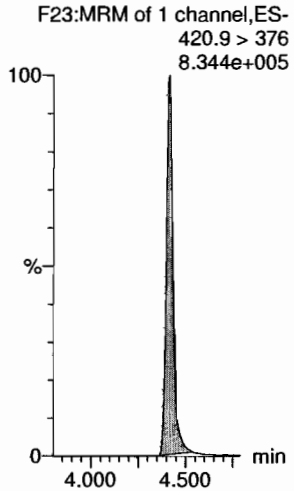

13C9-PFNA

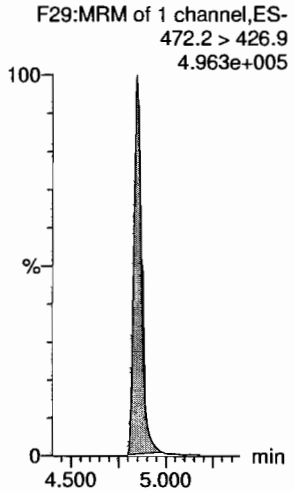

13C4-PFOS

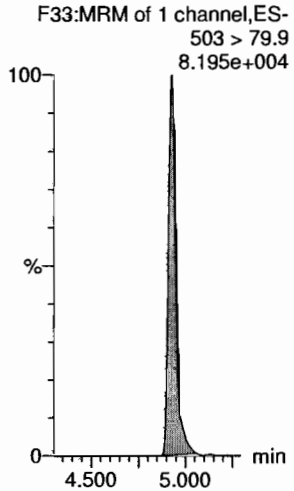

13C6-PFDA

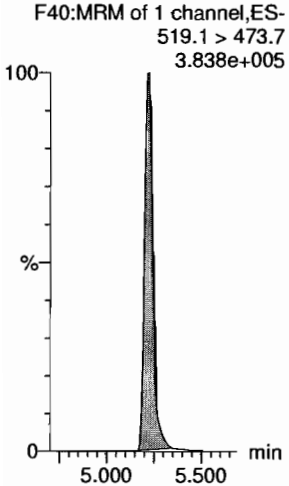

13C7-PFUdA

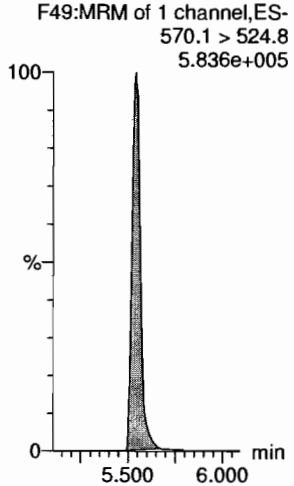

Vista Analytical Laboratory

Dataset: Z:\Projects\PFAS.PRO\Results\180925M1\180925M1-CRV.qld

Last Altered: Wednesday, September 26, 2018 09:51:37 Pacific Daylight Time
Printed: Wednesday, September 26, 2018 09:51:48 Pacific Daylight Time

Name: 180925M1_4, Date: 25-Sep-2018, Time: 13:28:16, ID: ST180925M1-3 PFC CS0 18I1703, Description: PFC CS0 18I1703

PFBA

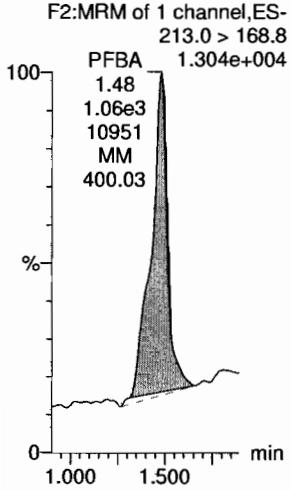

PFPeA

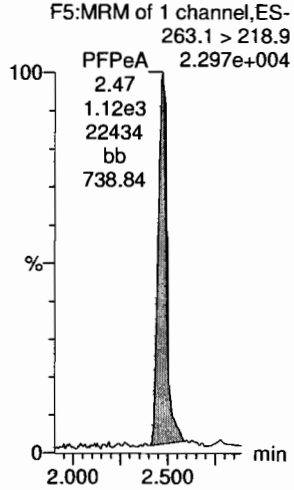

PFBS

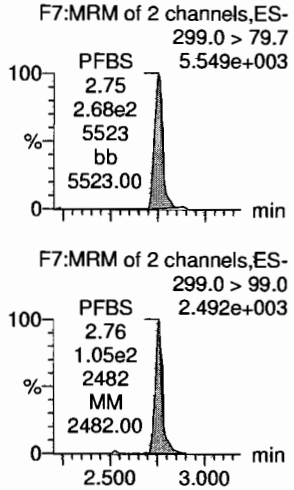

4:2 FTS

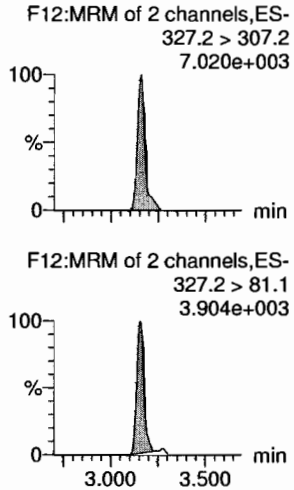

PFHxA

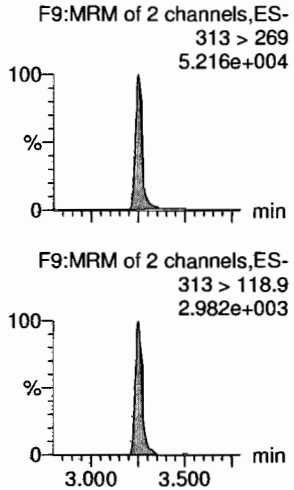

PFPeS

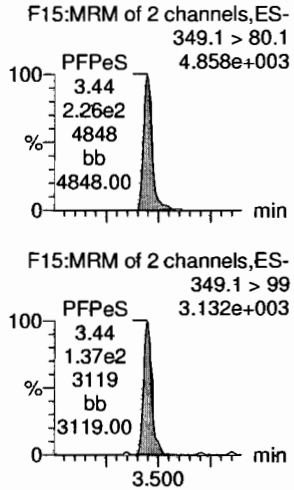

13C3-PFBA

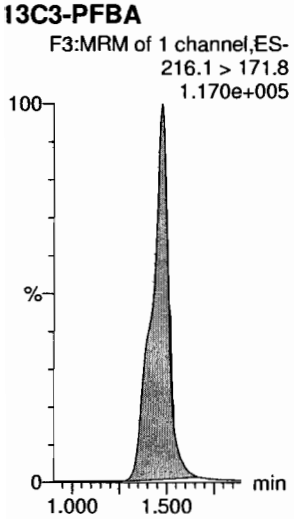

13C3-PFPeA



13C3-PFBS

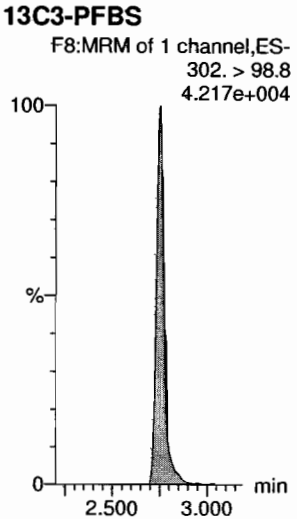

13C2-4:2 FTS

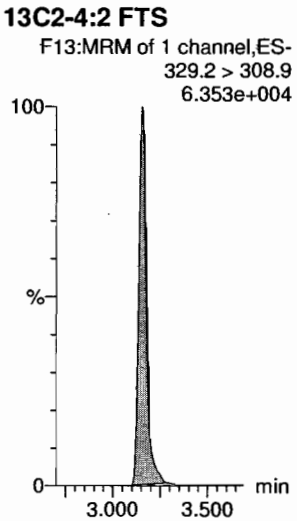

13C2-PFHxA

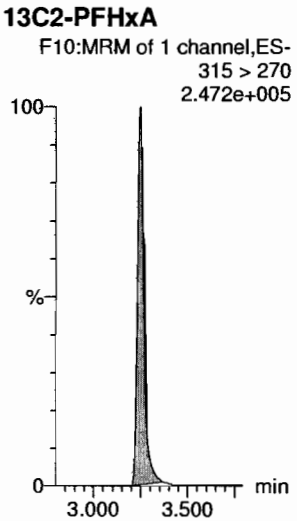

13C3-PFBS

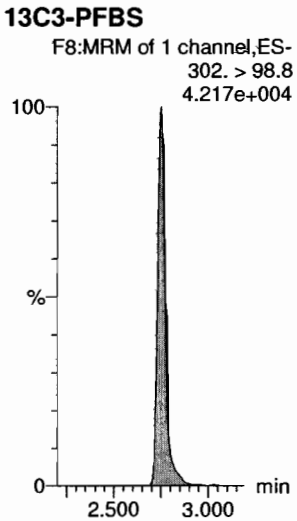

Vista Analytical Laboratory

Dataset: Z:\Projects\PFAS.PRO\Results\180925M1\180925M1-CRV.qld

Last Altered: Wednesday, September 26, 2018 09:51:37 Pacific Daylight Time
Printed: Wednesday, September 26, 2018 09:51:48 Pacific Daylight Time

Name: 180925M1_4, Date: 25-Sep-2018, Time: 13:28:16, ID: ST180925M1-3 PFC CS0 18I1703, Description: PFC CS0 18I1703

6:2 FTS

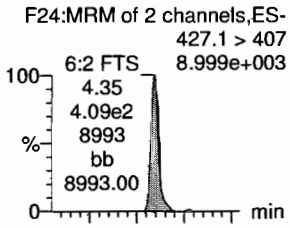

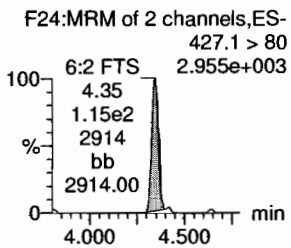

PFHpA

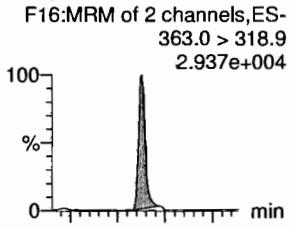

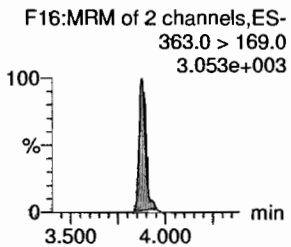

L-PFHxS

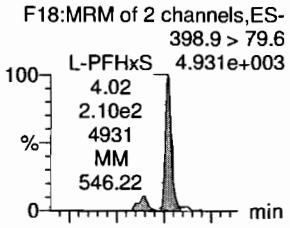

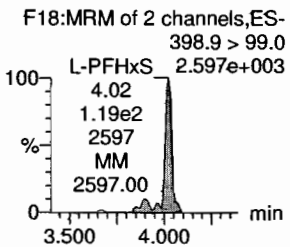

L-PFOA

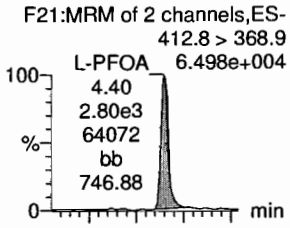

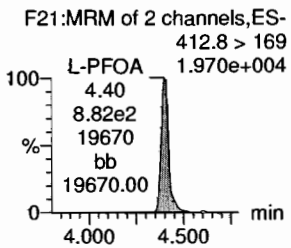

PFHpS

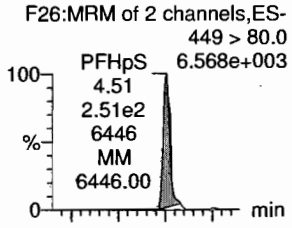

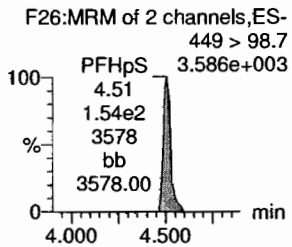

PFNA

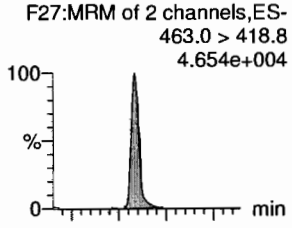

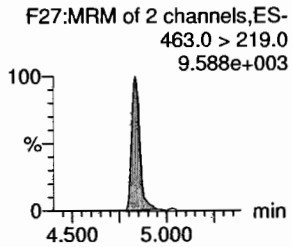

13C2-6:2 FTS

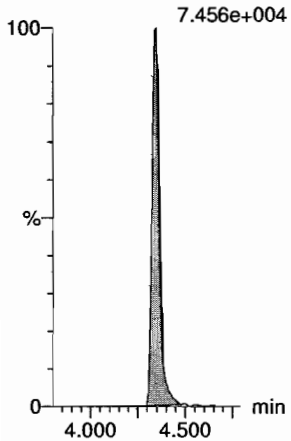

13C4-PFHpA

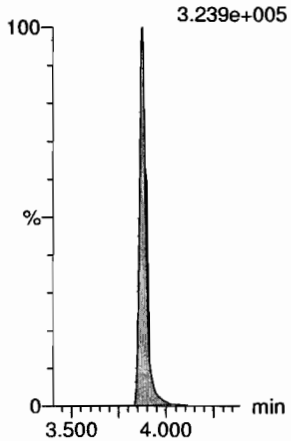

18O2-PFHxS

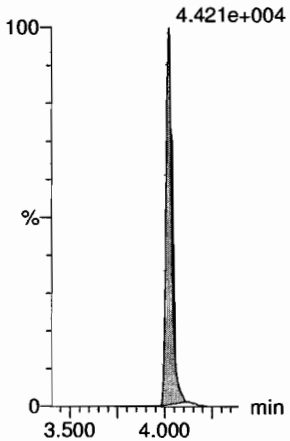

13C2-PFOA

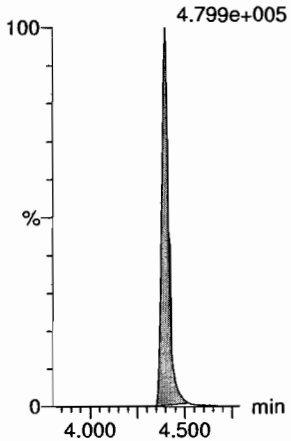

13C8-PFOS

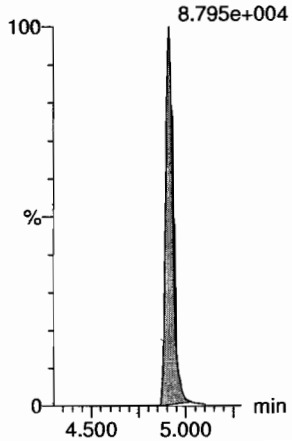

13C5-PFNA

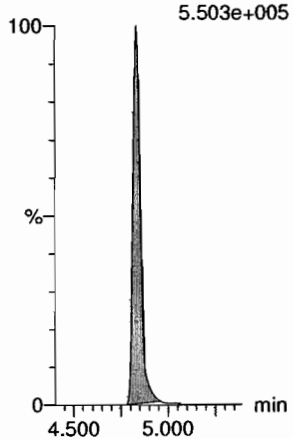

Dataset: Z:\Projects\PFAS.PRO\Results\180925M1\180925M1-CRV.qld

Last Altered: Wednesday, September 26, 2018 09:51:37 Pacific Daylight Time
Printed: Wednesday, September 26, 2018 09:51:48 Pacific Daylight Time

Name: 180925M1_4, Date: 25-Sep-2018, Time: 13:28:16, ID: ST180925M1-3 PFC CS0 18I1703, Description: PFC CS0 18I1703

PFOSA

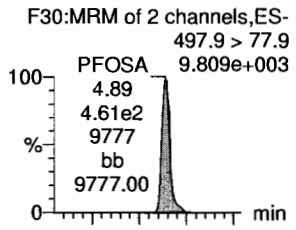

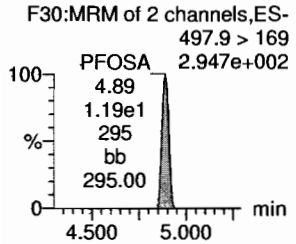

L-PFOS

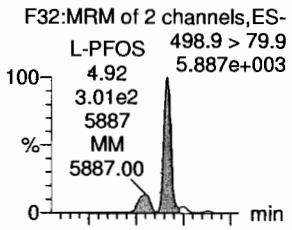

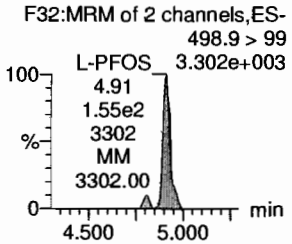

PFDA

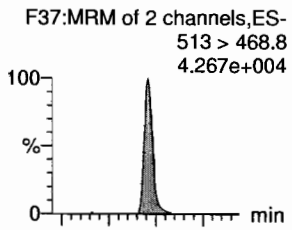

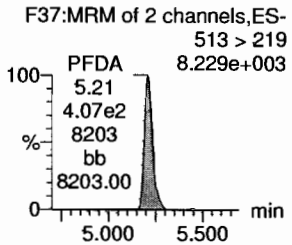

8:2 FTS

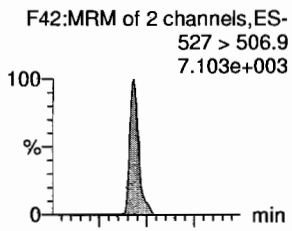

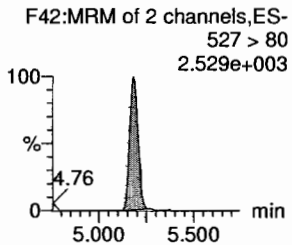

PFNS

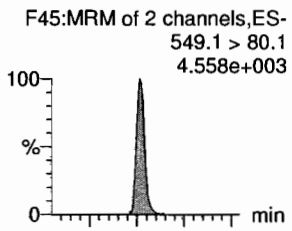

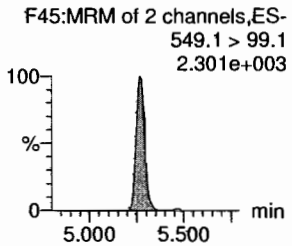

L-MeFOSAA

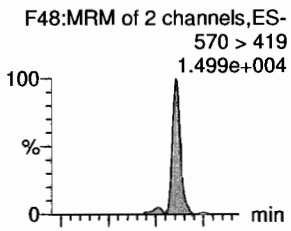

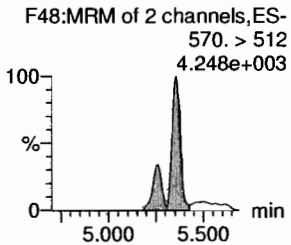

13C8-PFOSA

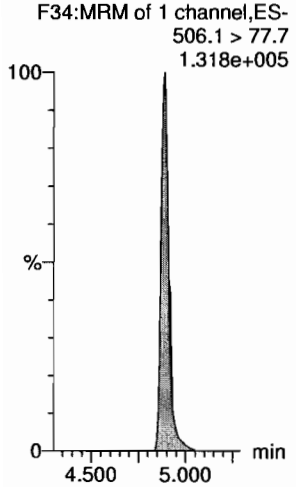

13C8-PFOS

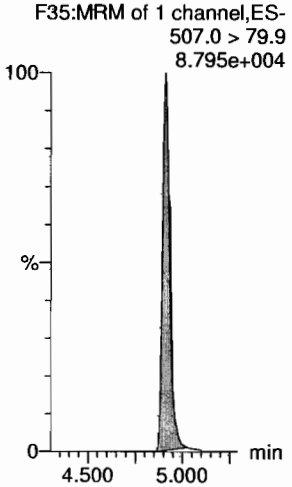

13C2-PFDA

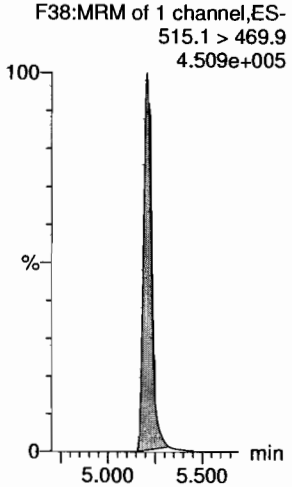

13C2-8:2 FTS

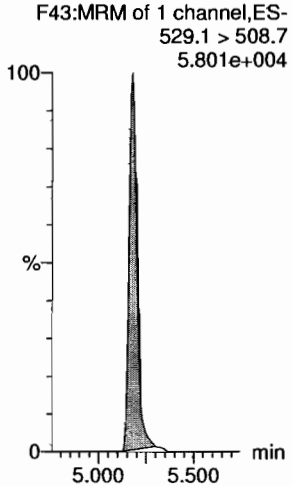

13C8-PFOS

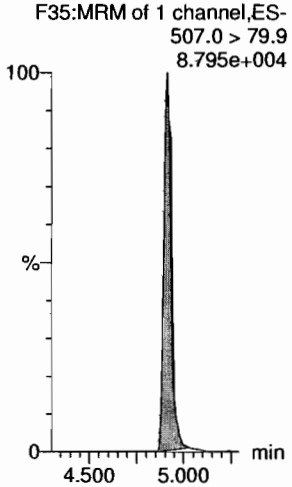

d3-N-MeFOSAA

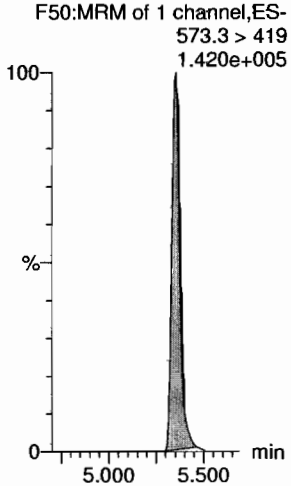

Vista Analytical Laboratory

Dataset: Z:\Projects\PFAS.PRO\Results\180925M1\180925M1-CRV.qld

Last Altered: Wednesday, September 26, 2018 09:51:37 Pacific Daylight Time
Printed: Wednesday, September 26, 2018 09:51:48 Pacific Daylight Time

Name: 180925M1_4, Date: 25-Sep-2018, Time: 13:28:16, ID: ST180925M1-3 PFC CS0 18I1703, Description: PFC CS0 18I1703

L-EtFOSAA

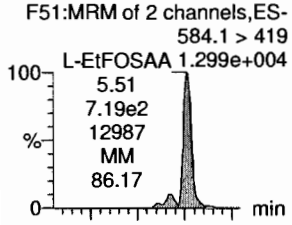

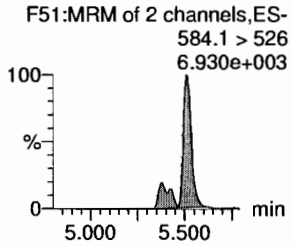

PFDoA

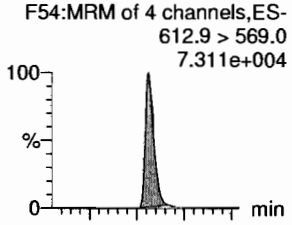

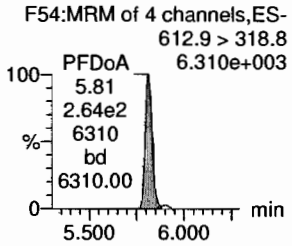

PFDS

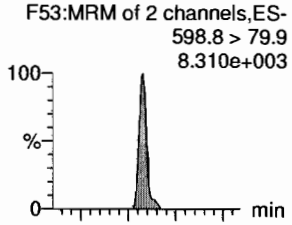

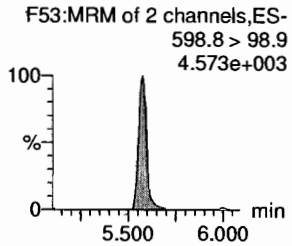

PFUdA

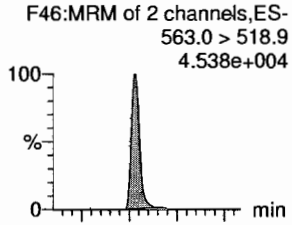

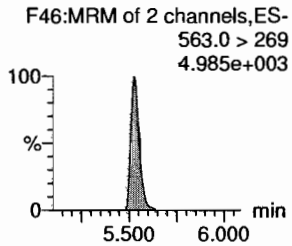

N-MeFOSA

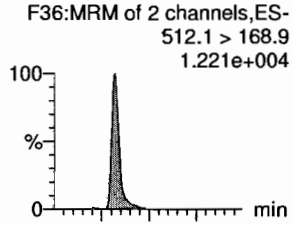

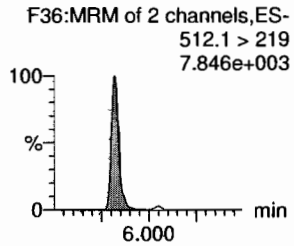

PFTrDA

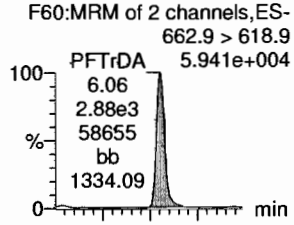

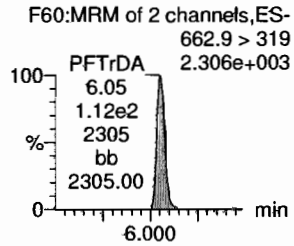

d5-N-EtFOSAA

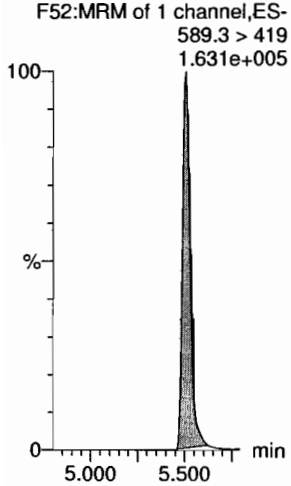

13C2-PFDoA

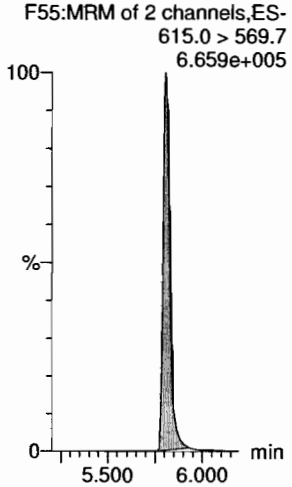

13C8-PFOS

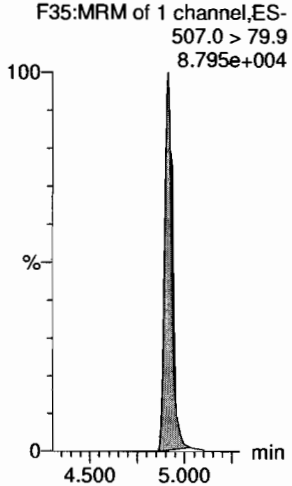

13C2-PFUdA

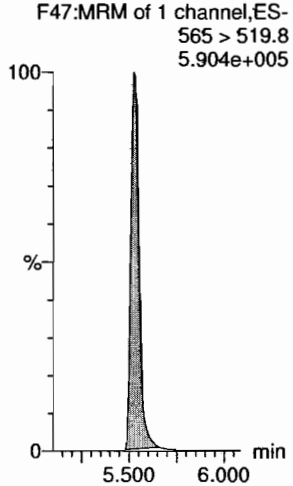

d3-N-MeFOSA

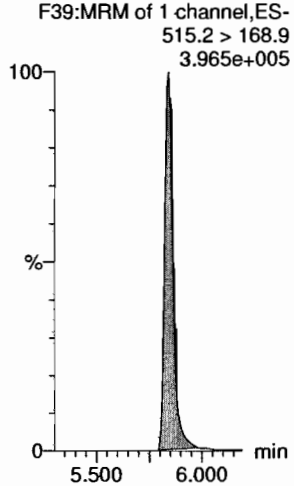

13C2-PFDoA

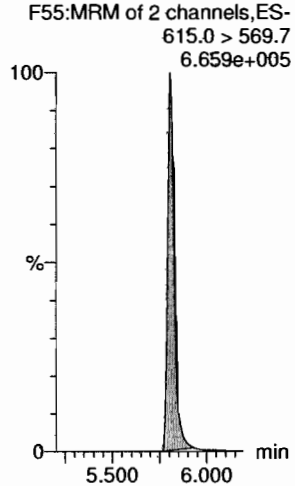

Vista Analytical Laboratory

Dataset: Z:\Projects\PFAS.PRO\Results\180925M1\180925M1-CRV.qld

Last Altered: Wednesday, September 26, 2018 09:51:37 Pacific Daylight Time
Printed: Wednesday, September 26, 2018 09:51:48 Pacific Daylight Time

Name: 180925M1_4, Date: 25-Sep-2018, Time: 13:28:16, ID: ST180925M1-3 PFC CS0 18I1703, Description: PFC CS0 18I1703

PFTeDA

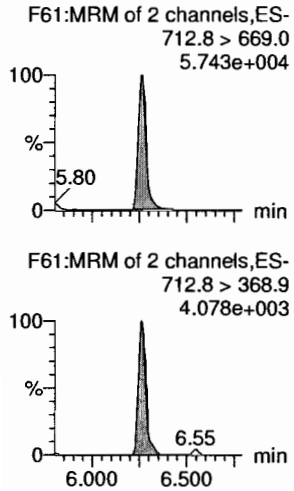

N-EtFOSA

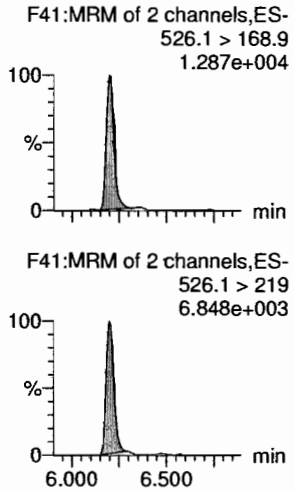

PFHxDA

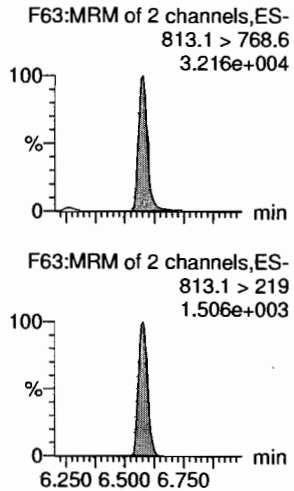

PFODA

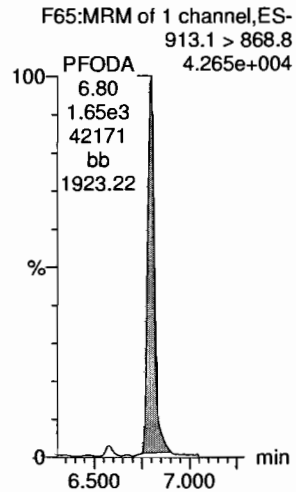

N-MeFOSE

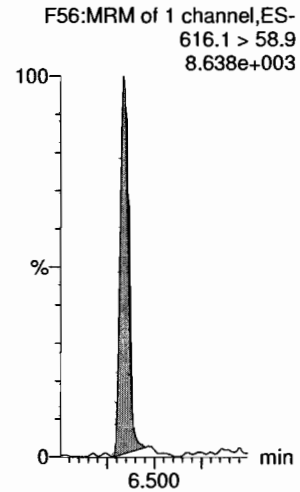

N-EtFOSE

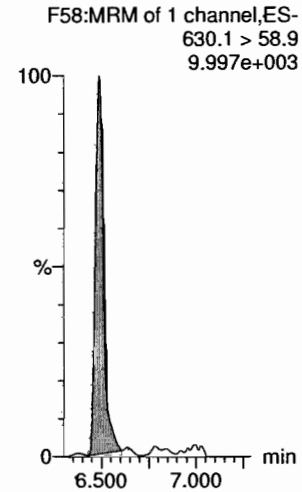

13C2-PFTeDA

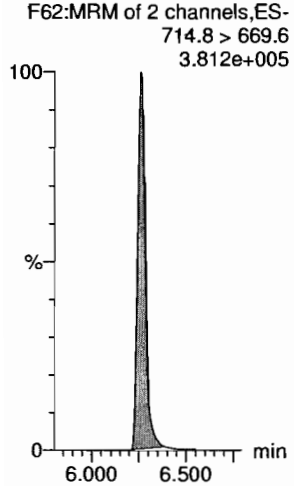

d5-N-ETFOSA

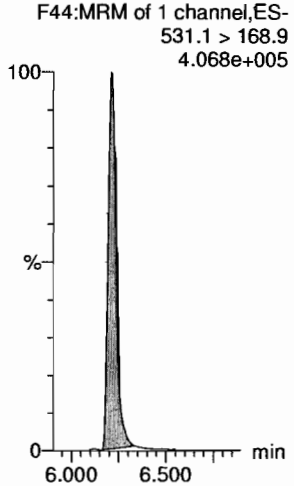

13C2-PFHxDA

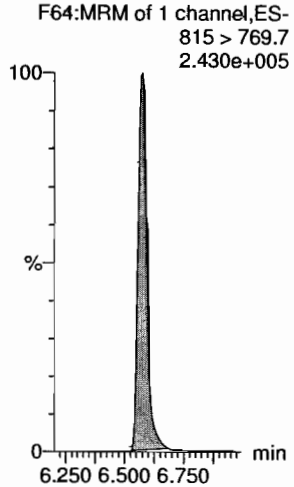

13C2-PFHxDA

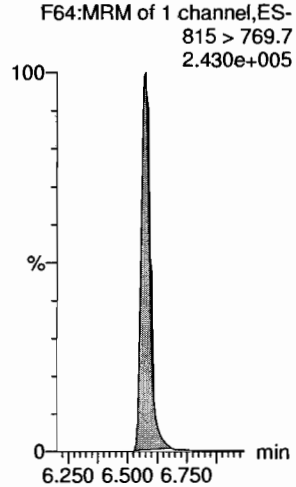

d7-N-MeFOSE

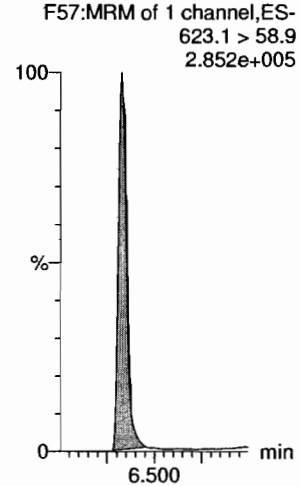

d9-N-EtFOSE

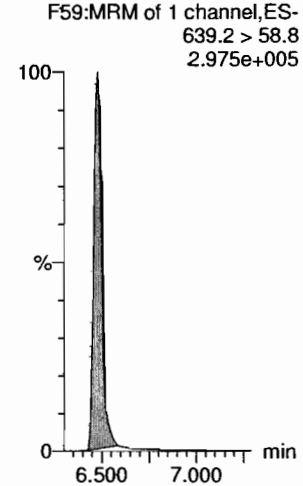

Vista Analytical Laboratory

Dataset: Z:\Projects\PFAS.PRO\Results\180925M1\180925M1-CRV.qld

Last Altered: Wednesday, September 26, 2018 09:51:37 Pacific Daylight Time
Printed: Wednesday, September 26, 2018 09:51:48 Pacific Daylight Time

Name: 180925M1_4, Date: 25-Sep-2018, Time: 13:28:16, ID: ST180925M1-3 PFC CS0 18I1703, Description: PFC CS0 18I1703

13C4-PFBA

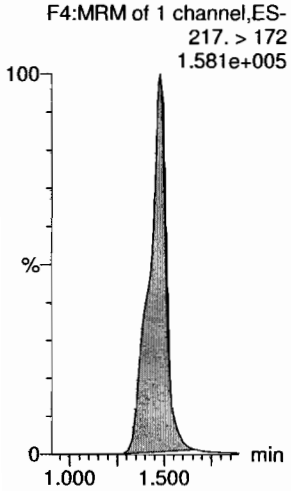

13C5-PFHxA

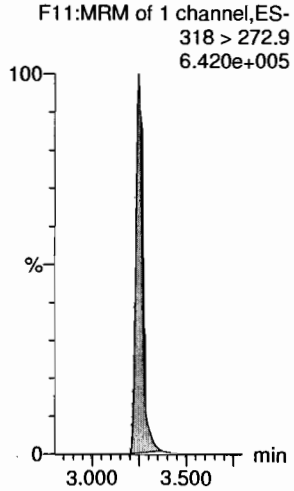

13C3-PFHxS

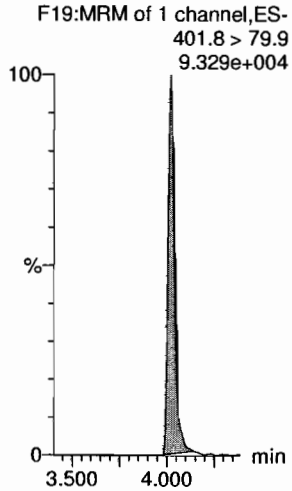

13C8-PFOA

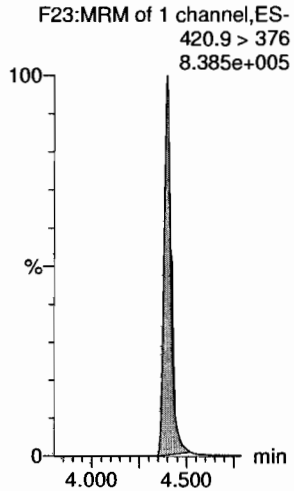

13C9-PFNA

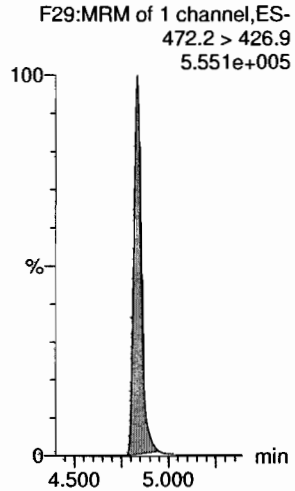

13C4-PFOS

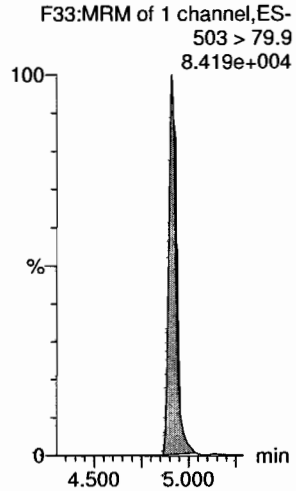

13C6-PFDA

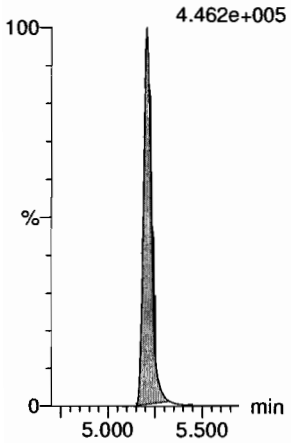

13C7-PFUdA

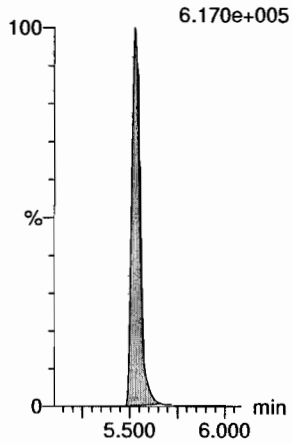

Dataset: Z:\Projects\PFAS.PRO\Results\180925M1\180925M1-CRV.qld

Last Altered: Wednesday, September 26, 2018 09:51:37 Pacific Daylight Time
Printed: Wednesday, September 26, 2018 09:51:48 Pacific Daylight Time

Name: 180925M1_5, Date: 25-Sep-2018, Time: 13:38:54, ID: ST180925M1-4 PFC CS1 18I1704, Description: PFC CS1 18I1704

PFBA

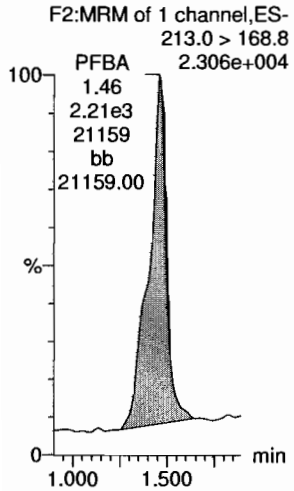

PFPeA



PFBS

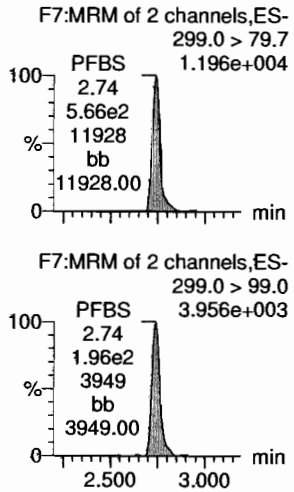

4:2 FTS

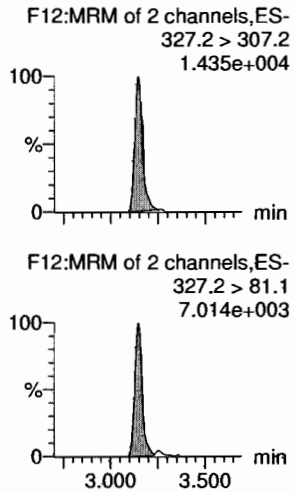

PFHxA

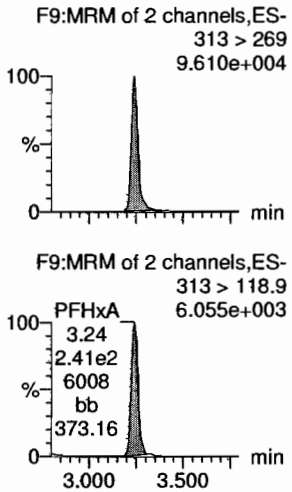

PFPeS

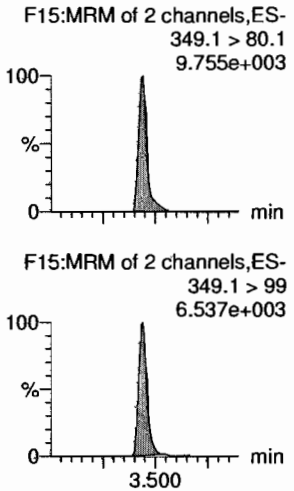

13C3-PFBA

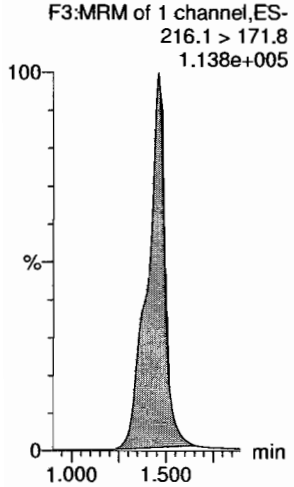

13C3-PFPeA

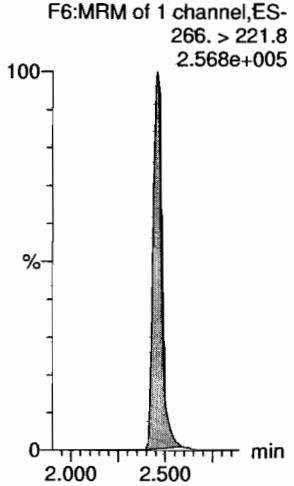

13C3-PFBS

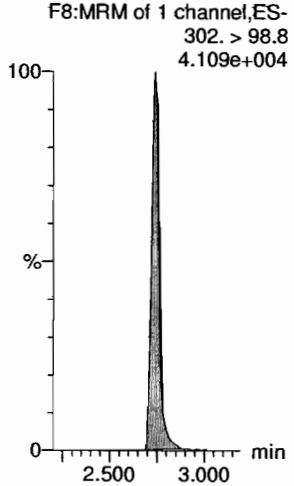

13C2-4:2 FTS

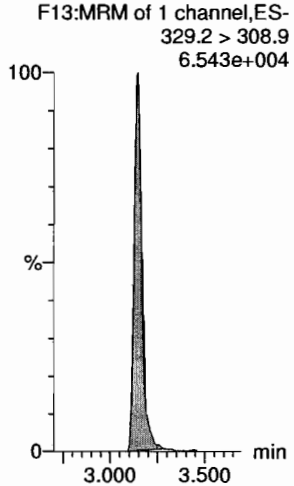

13C2-PFHxA

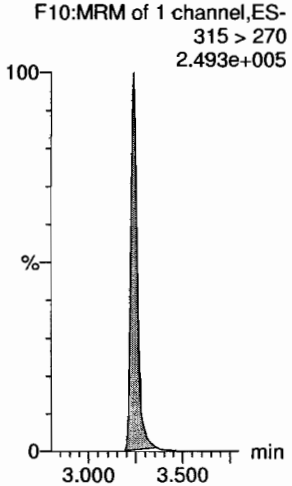

13C3-PFBS

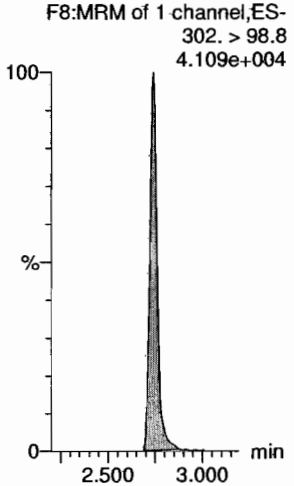

Vista Analytical Laboratory

Dataset: Z:\Projects\PFAS.PRO\Results\180925M1\180925M1-CRV.qld

Last Altered: Wednesday, September 26, 2018 09:51:37 Pacific Daylight Time
Printed: Wednesday, September 26, 2018 09:51:48 Pacific Daylight Time

Name: 180925M1_5, Date: 25-Sep-2018, Time: 13:38:54, ID: ST180925M1-4 PFC CS1 18I1704, Description: PFC CS1 18I1704

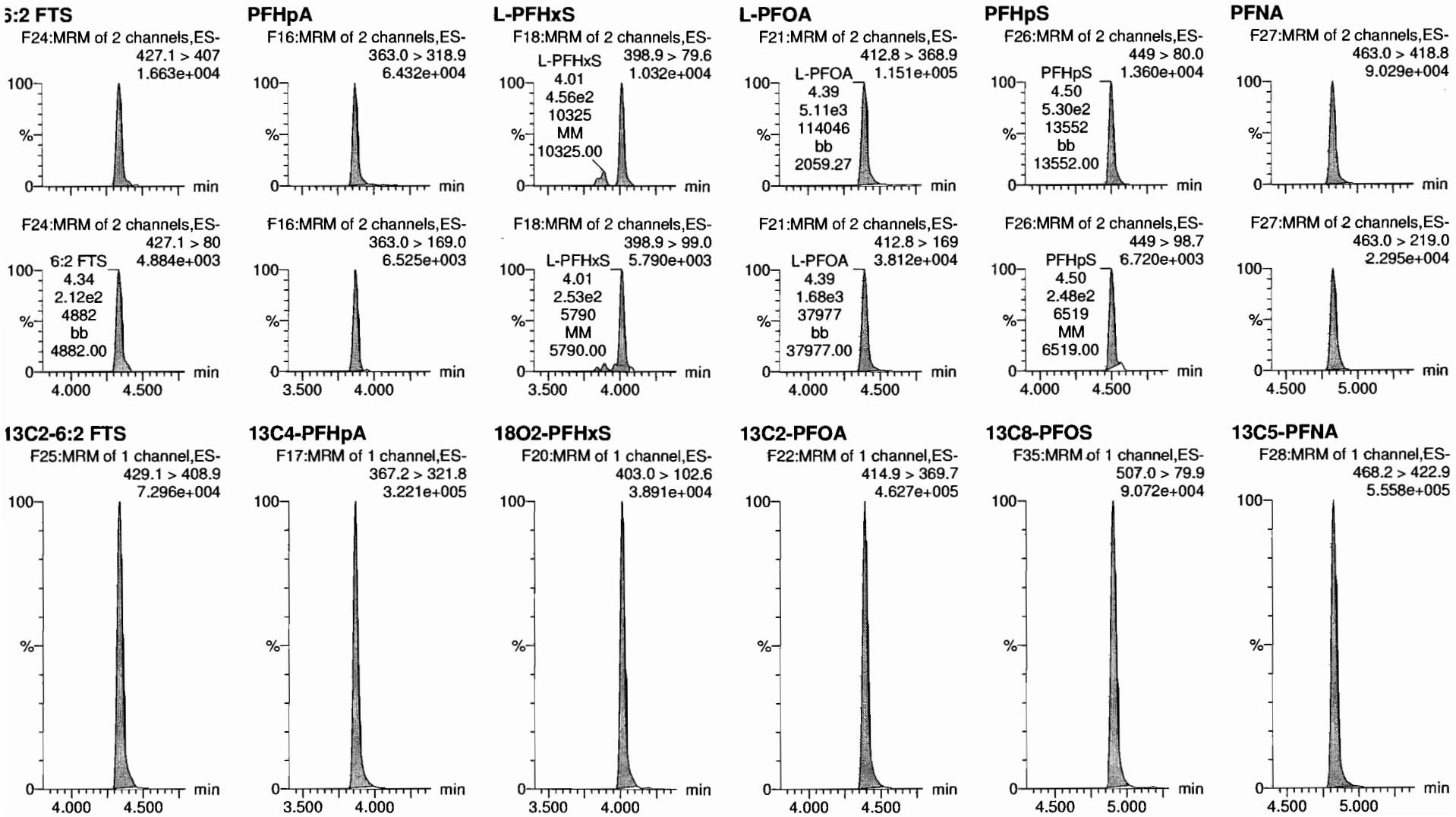

Vista Analytical Laboratory

Dataset: Z:\Projects\PFAS.PRO\Results\180925M1\180925M1-CRV.qld

Last Altered: Wednesday, September 26, 2018 09:51:37 Pacific Daylight Time
Printed: Wednesday, September 26, 2018 09:51:48 Pacific Daylight Time

Name: 180925M1_5, Date: 25-Sep-2018, Time: 13:38:54, ID: ST180925M1-4 PFC CS1 18I1704, Description: PFC CS1 18I1704

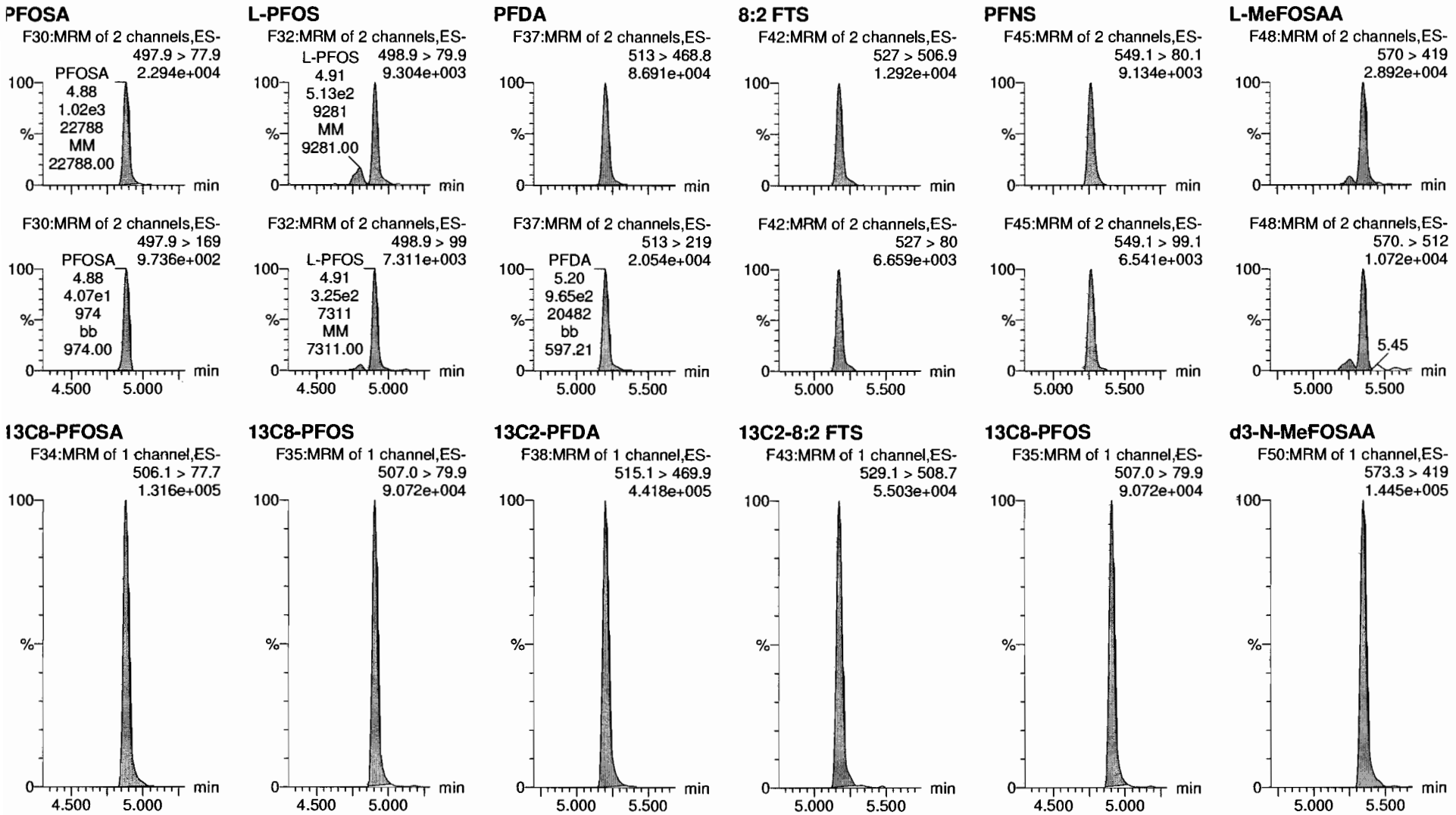

Dataset: Z:\Projects\PFAS.PRO\Results\180925M1\180925M1-CRV.qld

Last Altered: Wednesday, September 26, 2018 09:51:37 Pacific Daylight Time
Printed: Wednesday, September 26, 2018 09:51:48 Pacific Daylight Time

Name: 180925M1_5, Date: 25-Sep-2018, Time: 13:38:54, ID: ST180925M1-4 PFC CS1 18I1704, Description: PFC CS1 18I1704

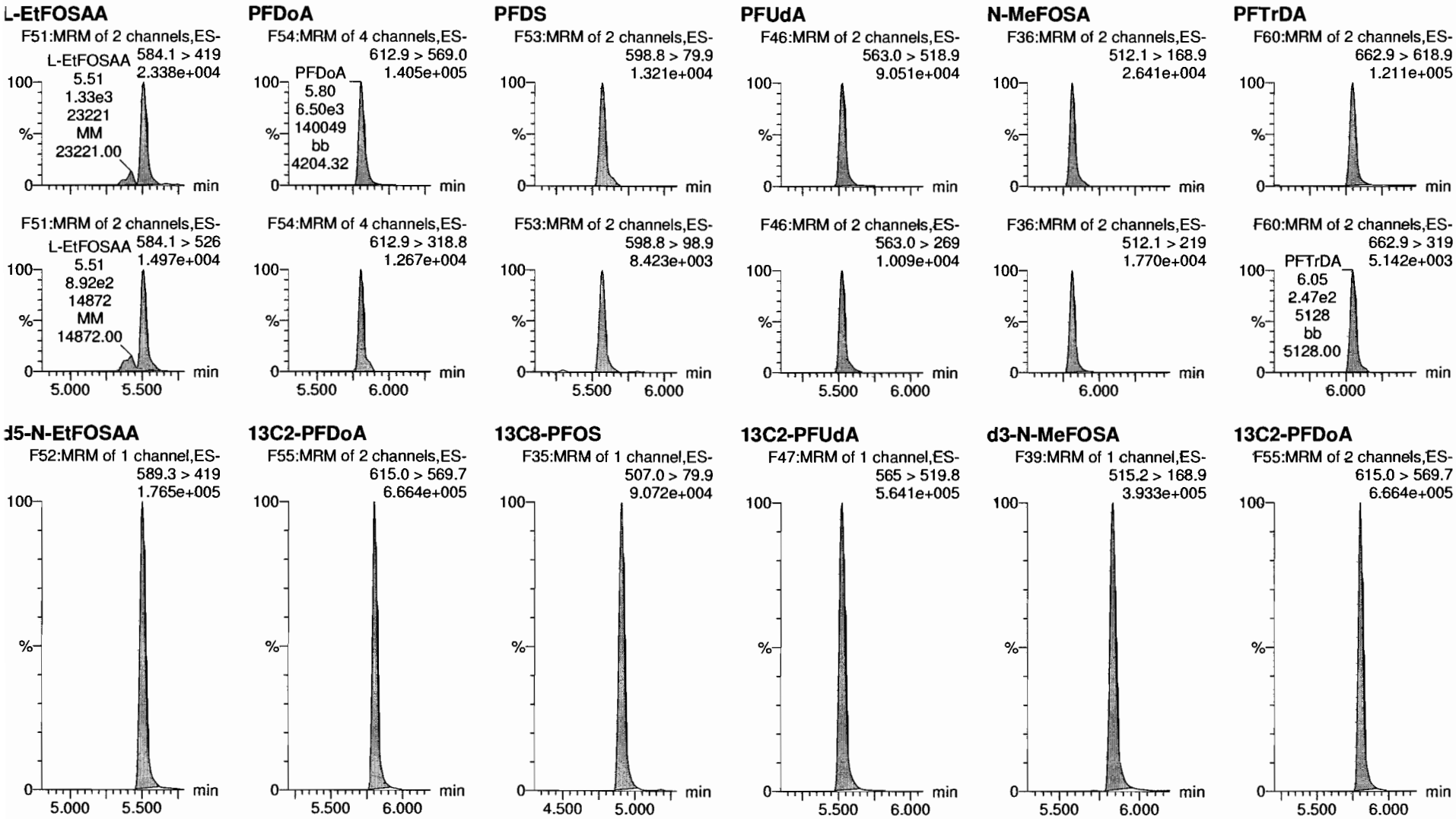

Vista Analytical Laboratory

Dataset: Z:\Projects\PFAS.PRO\Results\180925M1\180925M1-CRV.qld

Last Altered: Wednesday, September 26, 2018 09:51:37 Pacific Daylight Time
Printed: Wednesday, September 26, 2018 09:51:48 Pacific Daylight Time

Name: 180925M1_5, Date: 25-Sep-2018, Time: 13:38:54, ID: ST180925M1-4 PFC CS1 18I1704, Description: PFC CS1 18I1704

PFTeDA
F61:MRM of 2 channels,ES-
712.8 > 669.0
1.117e+005

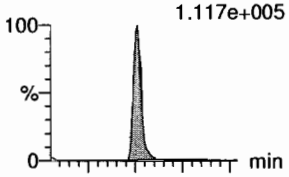

F61:MRM of 2 channels,ES-
712.8 > 368.9
6.486e+003

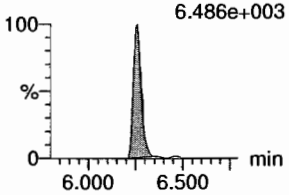

N-EtFOSA
F41:MRM of 2 channels,ES-
526.1 > 168.9
2.539e+004

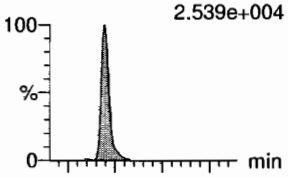

F41:MRM of 2 channels,ES-
526.1 > 219
1.647e+004

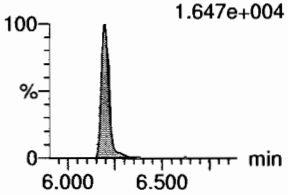

PFHxDA
F63:MRM of 2 channels,ES-
813.1 > 768.6
6.009e+004

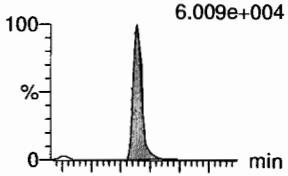

F63:MRM of 2 channels,ES-
813.1 > 219
2.811e+003

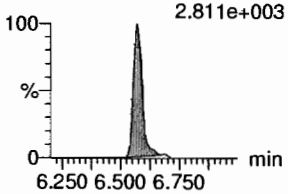

PFODA
F65:MRM of 1 channel,ES-
913.1 > 868.8
7.805e+004



N-MeFOSE
F56:MRM of 1 channel,ES-
616.1 > 58.9
1.718e+004

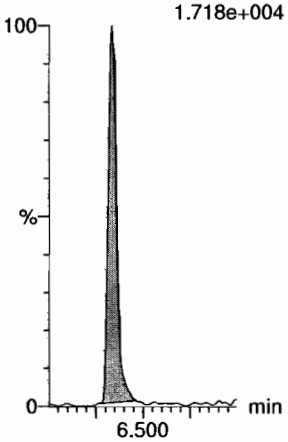

N-EtFOSE
F58:MRM of 1 channel,ES-
630.1 > 58.9
2.181e+004

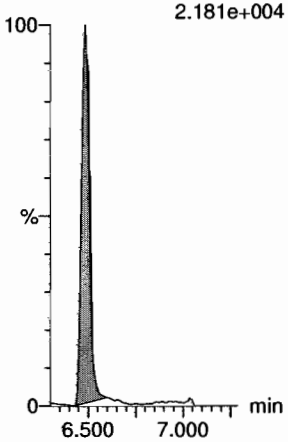

13C2-PFTeDA
F62:MRM of 2 channels,ES-
714.8 > 669.6
3.730e+005

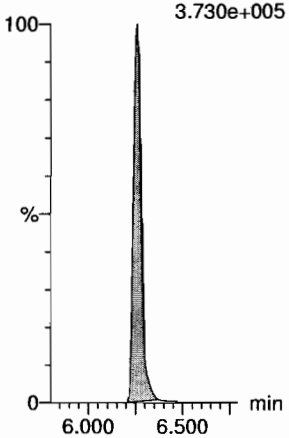

d5-N-ETFOSA
F44:MRM of 1 channel,ES-
531.1 > 168.9
4.153e+005

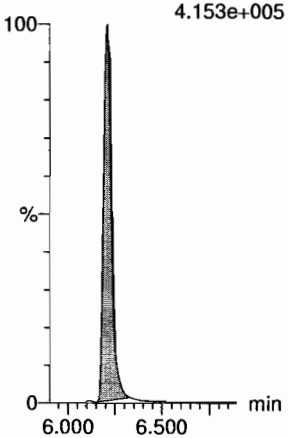

13C2-PFHxDA
F64:MRM of 1 channel,ES-
815 > 769.7
2.406e+005

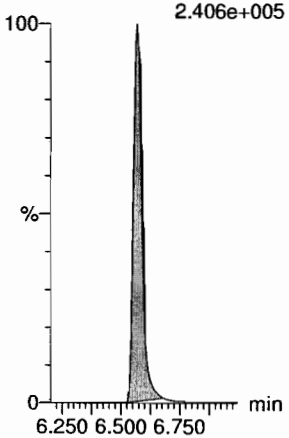

13C2-PFHxDA
F64:MRM of 1 channel,ES-
815 > 769.7
2.406e+005

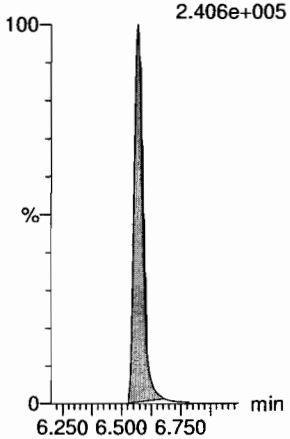

d7-N-MeFOSE
F57:MRM of 1 channel,ES-
623.1 > 58.9
2.876e+005

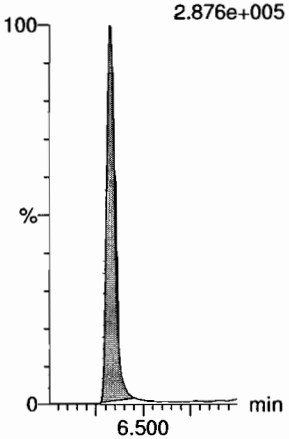

d9-N-EtFOSE
F59:MRM of 1 channel,ES-
639.2 > 58.8
2.935e+005

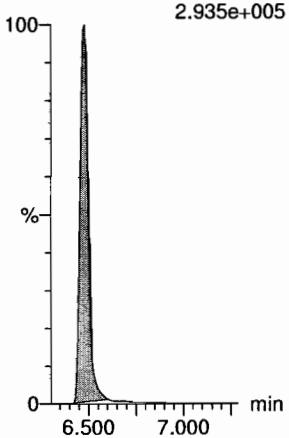

Vista Analytical Laboratory

Dataset: Z:\Projects\PFAS.PRO\Results\180925M1\180925M1-CRV.qld

Last Altered: Wednesday, September 26, 2018 09:51:37 Pacific Daylight Time
Printed: Wednesday, September 26, 2018 09:51:48 Pacific Daylight Time

Name: 180925M1_5, Date: 25-Sep-2018, Time: 13:38:54, ID: ST180925M1-4 PFC CS1 18I1704, Description: PFC CS1 18I1704

13C4-PFBA

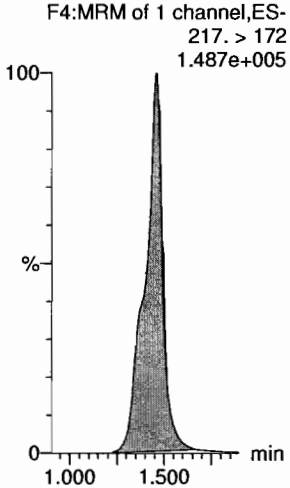

13C5-PFHxA

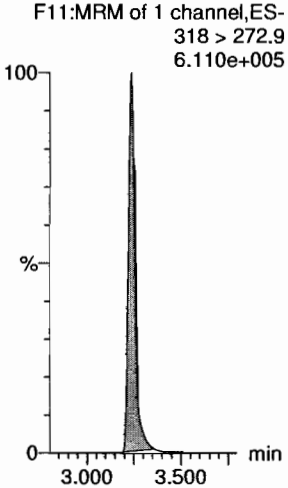

13C3-PFHxS

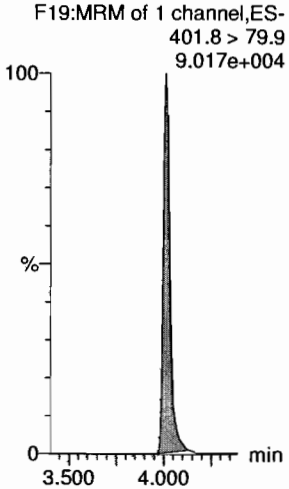

13C8-PFOA

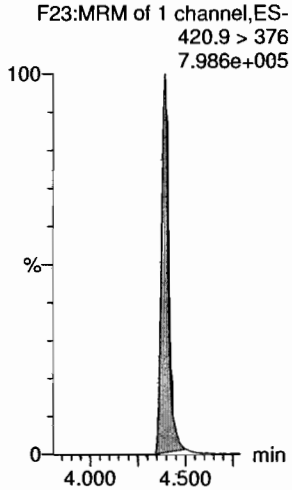

13C9-PFNA

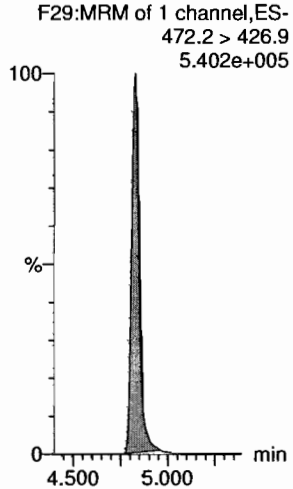

13C4-PFOS

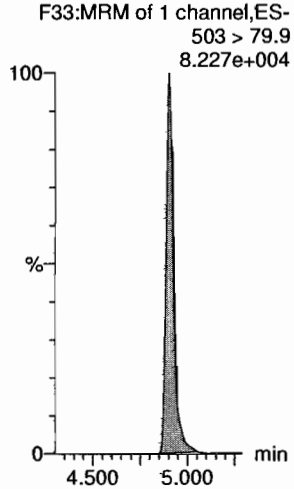

13C6-PFDA

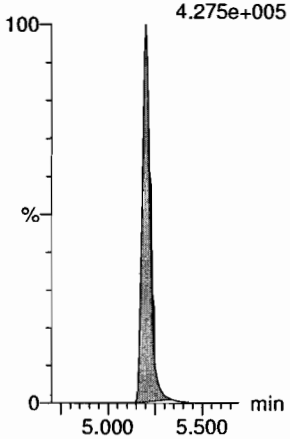

13C7-PFUdA

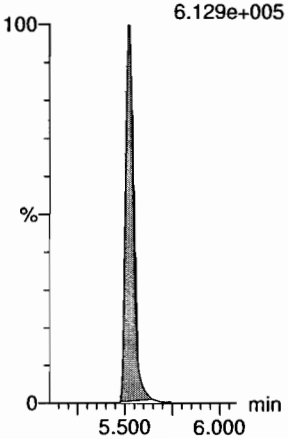

Dataset: Z:\Projects\PFAS.PRO\Results\180925M1\180925M1-CRV.qld

Last Altered: Wednesday, September 26, 2018 09:51:37 Pacific Daylight Time
Printed: Wednesday, September 26, 2018 09:51:48 Pacific Daylight Time

Name: 180925M1_6, Date: 25-Sep-2018, Time: 13:49:27, ID: ST180925M1-5 PFC CS2 18I1705, Description: PFC CS2 18I1705

PFBA

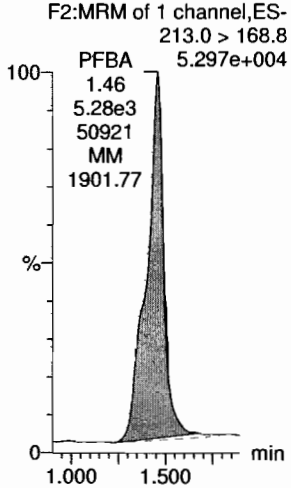

PFPeA

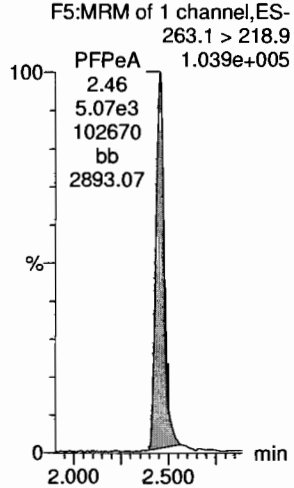

PFBS

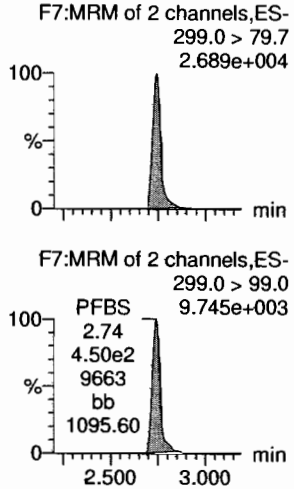

4:2 FTS

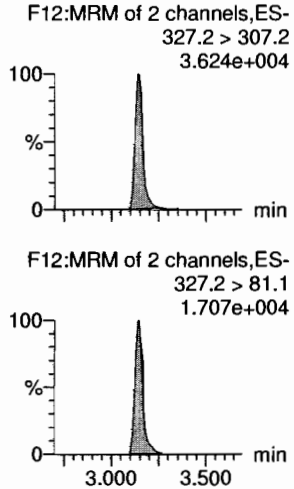

PFHxA

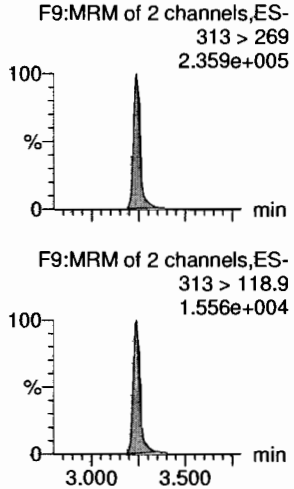

PFPeS

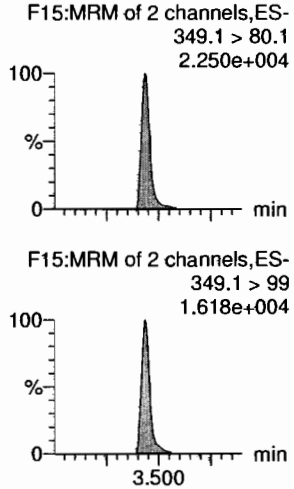

13C3-PFBA

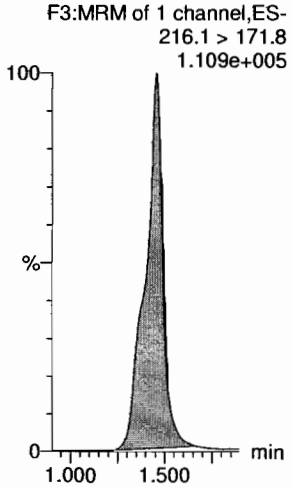

13C3-PFPeA

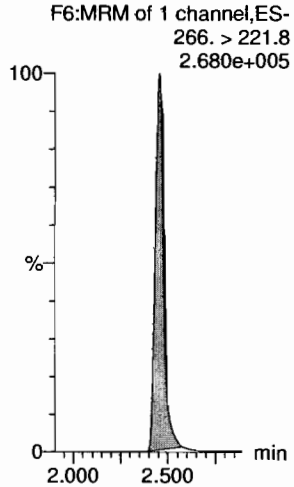

13C3-PFBS

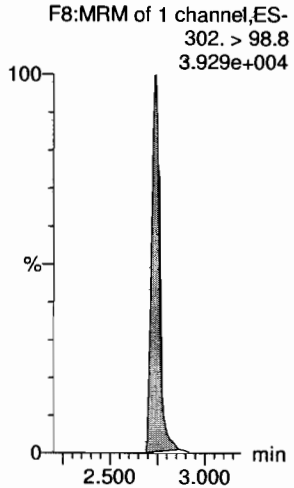

13C2-4:2 FTS

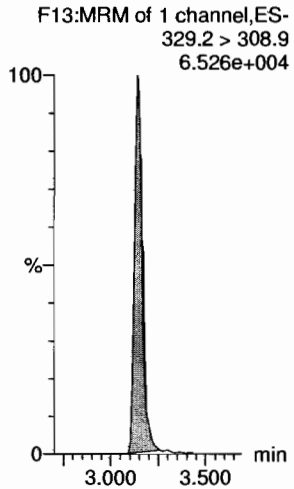

13C2-PFHxA

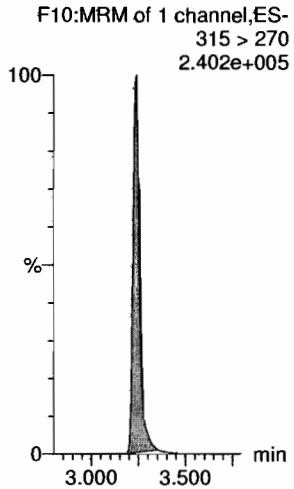

13C3-PFBS

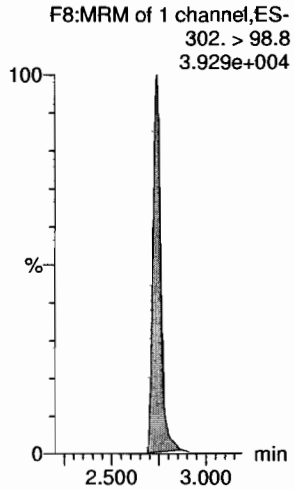

Vista Analytical Laboratory

Dataset: Z:\Projects\PFAS.PRO\Results\180925M1\180925M1-CRV.qld

Last Altered: Wednesday, September 26, 2018 09:51:37 Pacific Daylight Time
Printed: Wednesday, September 26, 2018 09:51:48 Pacific Daylight Time

Name: 180925M1_6, Date: 25-Sep-2018, Time: 13:49:27, ID: ST180925M1-5 PFC CS2 18I1705, Description: PFC CS2 18I1705

6:2 FTS

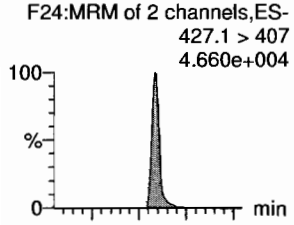

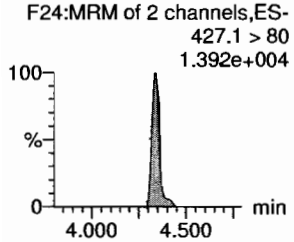

PFHpA

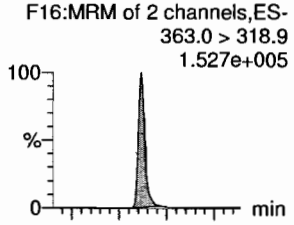

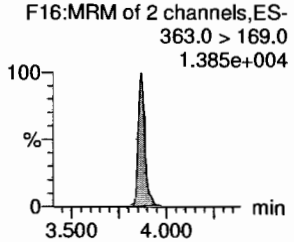

L-PFHxS

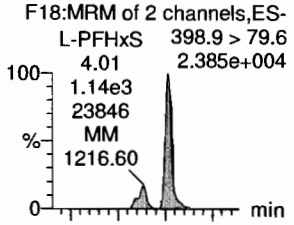

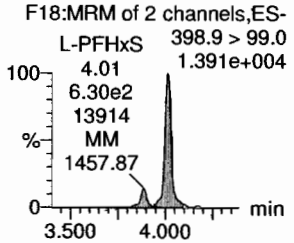

L-PFOA

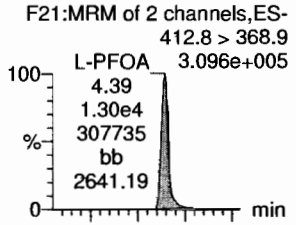

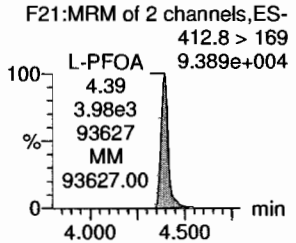

PFHpS

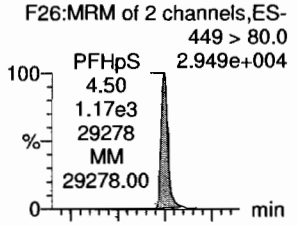

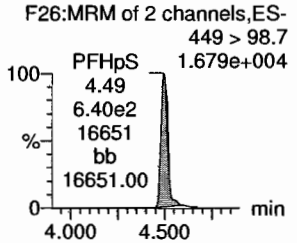

PFNA

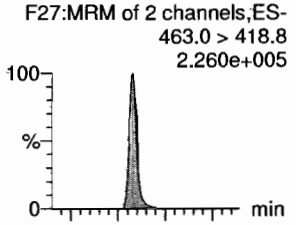

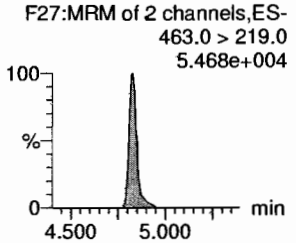

13C2-6:2 FTS

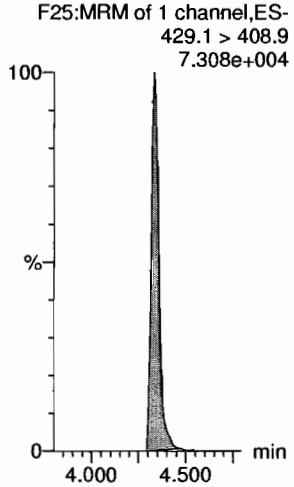

13C4-PFHpA

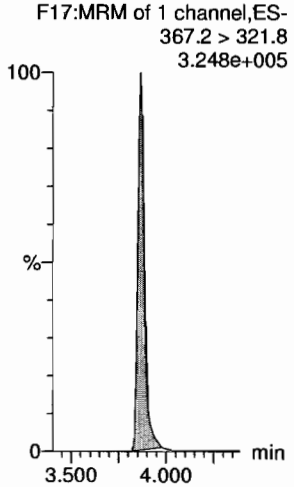

18O2-PFHxS

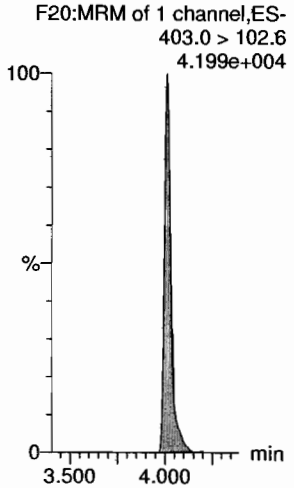

13C2-PFOA

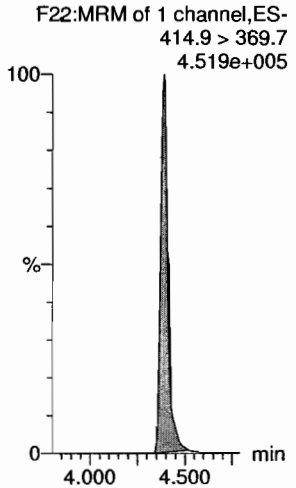

13C8-PFOS

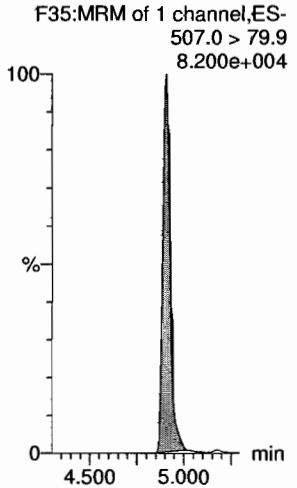

13C5-PFNA

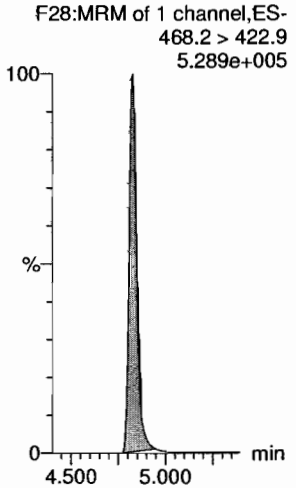

Vista Analytical Laboratory

Dataset: Z:\Projects\PFAS.PRO\Results\180925M1\180925M1-CRV.qld

Last Altered: Wednesday, September 26, 2018 09:51:37 Pacific Daylight Time
Printed: Wednesday, September 26, 2018 09:51:48 Pacific Daylight Time

Name: 180925M1_6, Date: 25-Sep-2018, Time: 13:49:27, ID: ST180925M1-5 PFC CS2 18I1705, Description: PFC CS2 18I1705

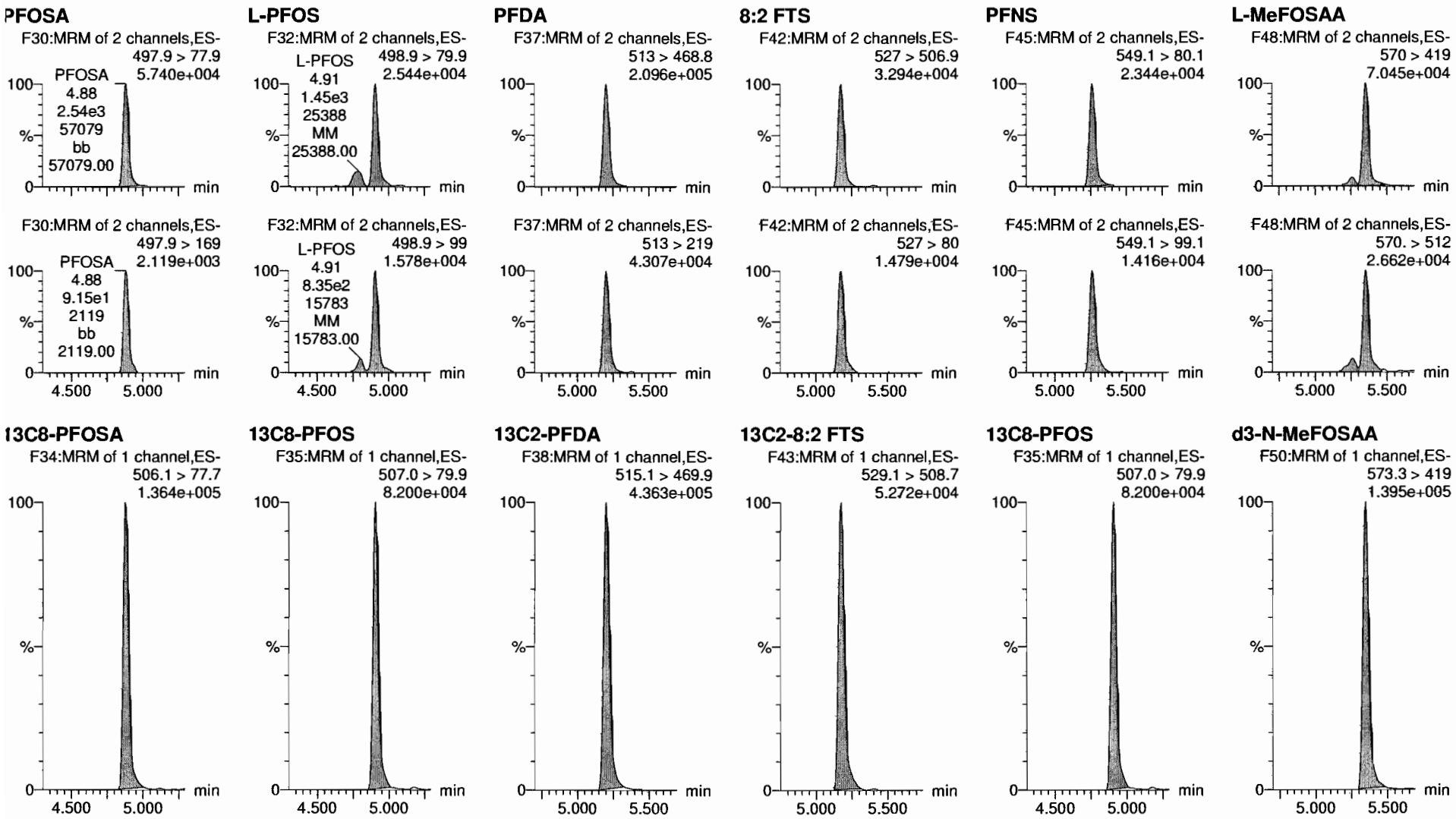

Dataset: Z:\Projects\PFAS.PRO\Results\180925M1\180925M1-CRV.qld

Last Altered: Wednesday, September 26, 2018 09:51:37 Pacific Daylight Time
Printed: Wednesday, September 26, 2018 09:51:48 Pacific Daylight Time

Name: 180925M1_6, Date: 25-Sep-2018, Time: 13:49:27, ID: ST180925M1-5 PFC CS2 18I1705, Description: PFC CS2 18I1705

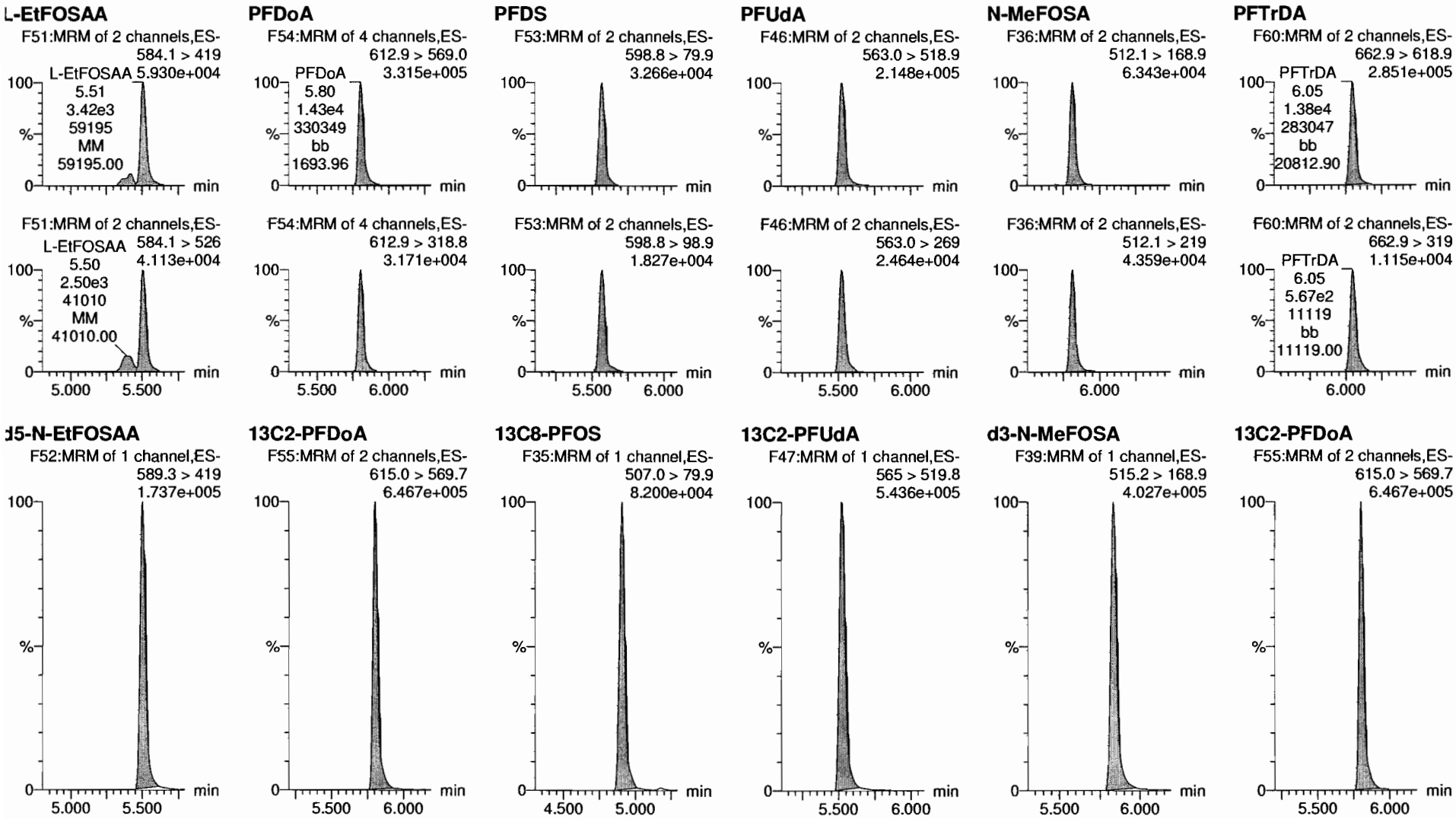

Dataset: Z:\Projects\PFAS.PRO\Results\180925M1\180925M1-CRV.qld

Last Altered: Wednesday, September 26, 2018 09:51:37 Pacific Daylight Time
Printed: Wednesday, September 26, 2018 09:51:48 Pacific Daylight Time

Name: 180925M1_6, Date: 25-Sep-2018, Time: 13:49:27, ID: ST180925M1-5 PFC CS2 18I1705, Description: PFC CS2 18I1705

PFTeDA
F61:MRM of 2 channels,ES-
712.8 > 669.0
2.631e+005

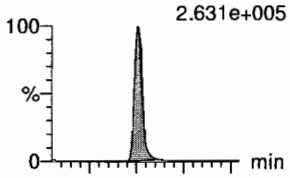

F61:MRM of 2 channels,ES-
712.8 > 368.9
2.073e+004

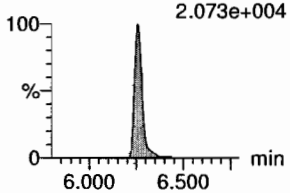

N-EtFOSA
F41:MRM of 2 channels,ES-
526.1 > 168.9
5.822e+004

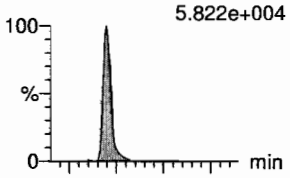

F41:MRM of 2 channels,ES-
526.1 > 219
3.919e+004

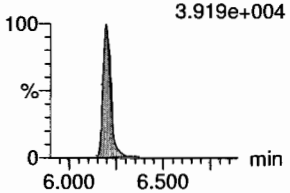

PFHxDA
F63:MRM of 2 channels,ES-
813.1 > 768.6
1.359e+005

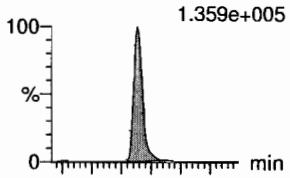

F63:MRM of 2 channels,ES-
813.1 > 219
6.189e+003

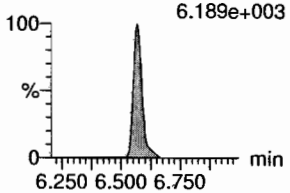

PFODA
F65:MRM of 1 channel,ES-
913.1 > 868.8
1.998e+005

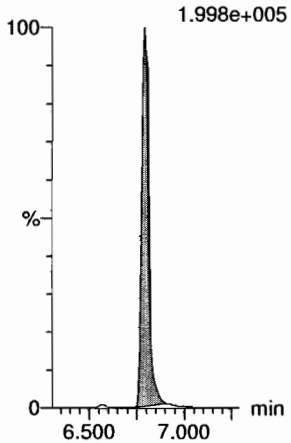

N-MeFOSE
F56:MRM of 1 channel,ES-
616.1 > 58.9
4.538e+004

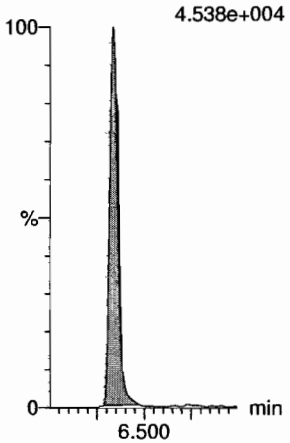

N-EtFOSE
F58:MRM of 1 channel,ES-
630.1 > 58.9
5.204e+004

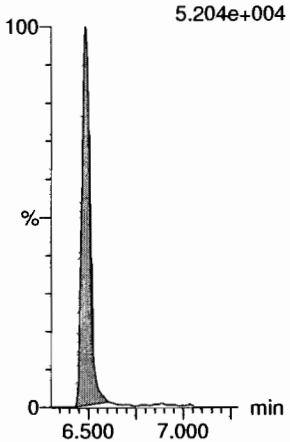

13C2-PFTeDA
F62:MRM of 2 channels,ES-
714.8 > 669.6
3.785e+005

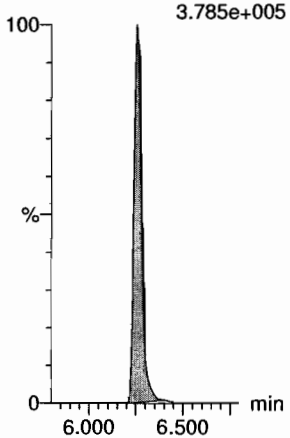

d5-N-ETFOSA
F44:MRM of 1 channel,ES-
531.1 > 168.9
4.353e+005

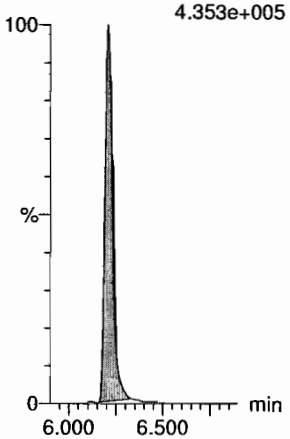

13C2-PFHxDA
F64:MRM of 1 channel,ES-
815 > 769.7
2.388e+005

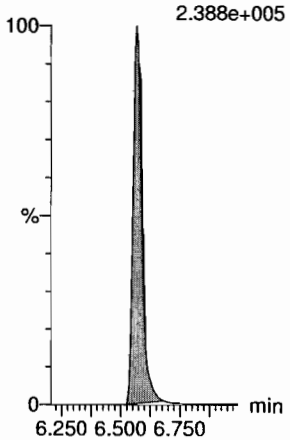

13C2-PFHxDA
F64:MRM of 1 channel,ES-
815 > 769.7
2.388e+005

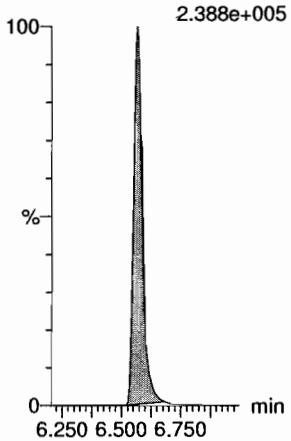

d7-N-MeFOSE
F57:MRM of 1 channel,ES-
623.1 > 58.9
2.910e+005

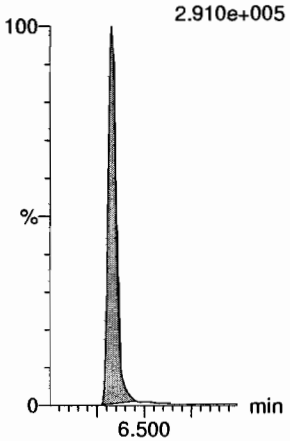

d9-N-EtFOSE
F59:MRM of 1 channel,ES-
639.2 > 58.8
2.943e+005

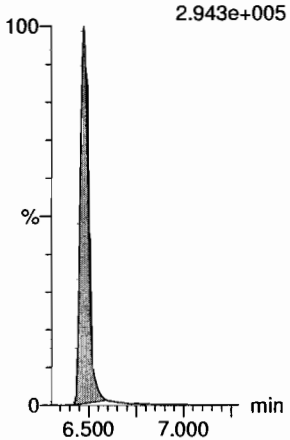

Vista Analytical Laboratory

Dataset: Z:\Projects\PFAS.PRO\Results\180925M1\180925M1-CRV.qld

Last Altered: Wednesday, September 26, 2018 09:51:37 Pacific Daylight Time
Printed: Wednesday, September 26, 2018 09:51:48 Pacific Daylight Time

Name: 180925M1_6, Date: 25-Sep-2018, Time: 13:49:27, ID: ST180925M1-5 PFC CS2 18I1705, Description: PFC CS2 18I1705

13C4-PFBA

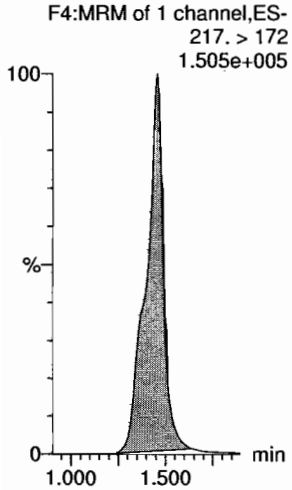

13C5-PFHxA

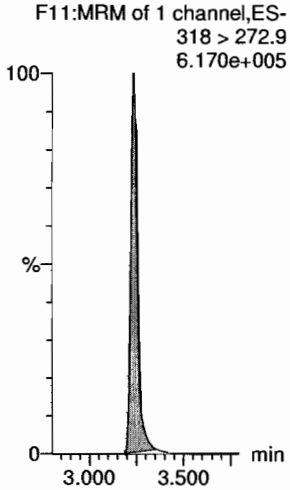

13C3-PFHxS

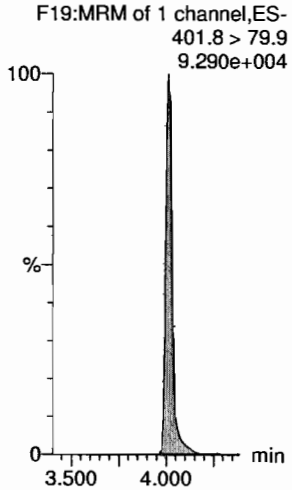

13C8-PFOA

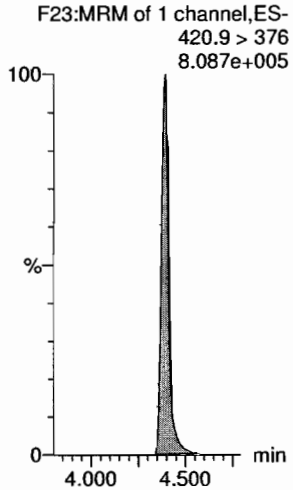

13C9-PFNA

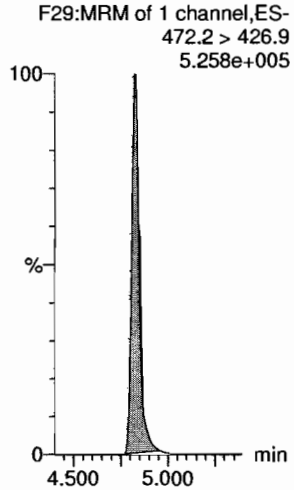

13C4-PFOS

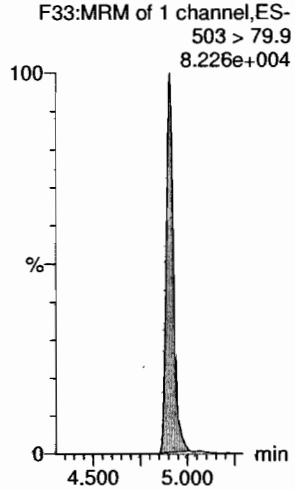

13C6-PFDA

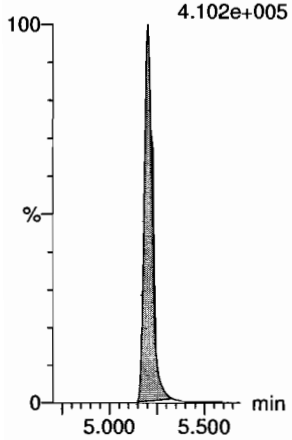

13C7-PFUdA

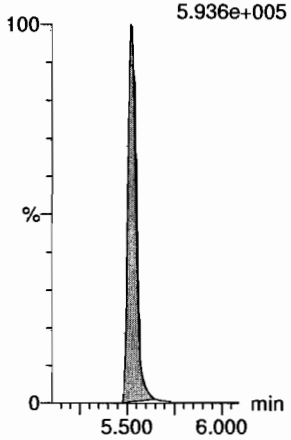

Vista Analytical Laboratory

Dataset: Z:\Projects\PFAS.PRO\Results\180925M1\180925M1-CRV.qld

Last Altered: Wednesday, September 26, 2018 09:51:37 Pacific Daylight Time
Printed: Wednesday, September 26, 2018 09:51:48 Pacific Daylight Time

Name: 180925M1_7, Date: 25-Sep-2018, Time: 14:00:06, ID: ST180925M1-6 PFC CS3 18I1706, Description: PFC CS3 18I1706

PFBA

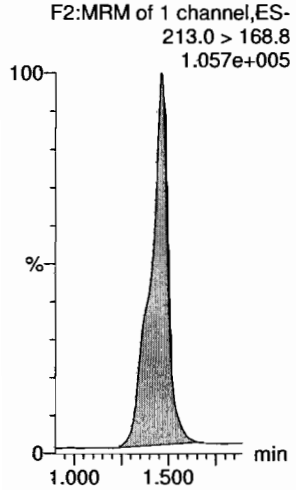

PFPeA

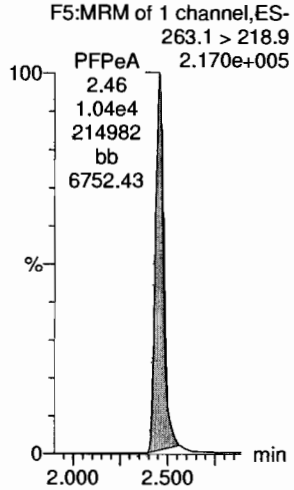

PFBS

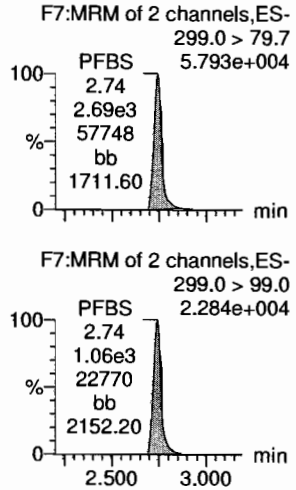

4:2 FTS

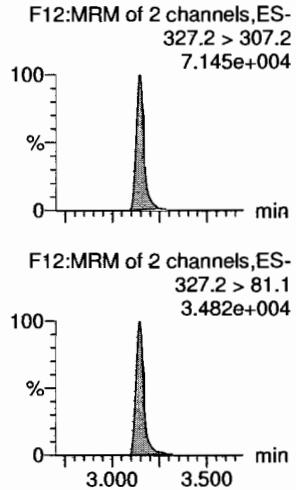

PFHxA

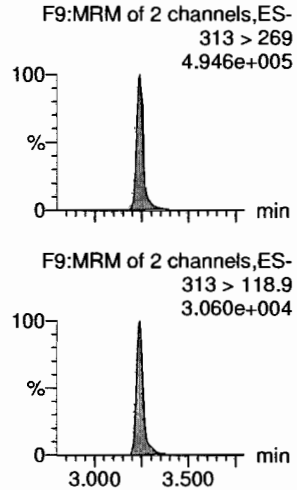

PFPeS

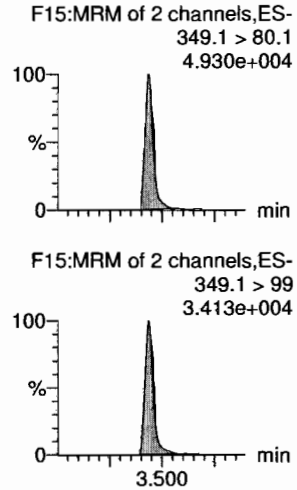

13C3-PFBA

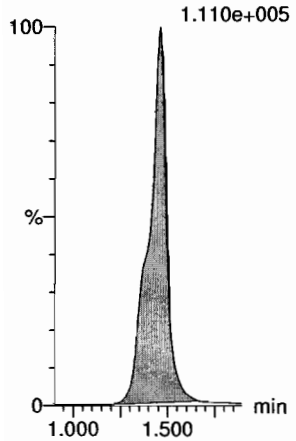

13C3-PFPeA

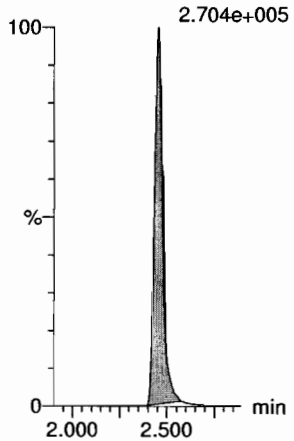

13C3-PFBS

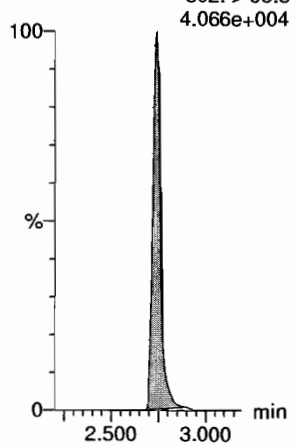

13C2-4:2 FTS

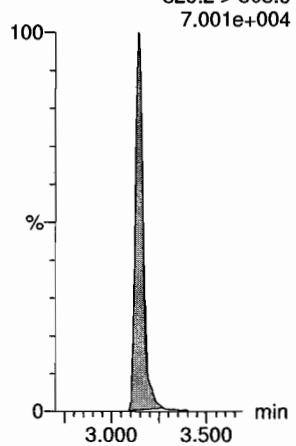

13C2-PFHxA

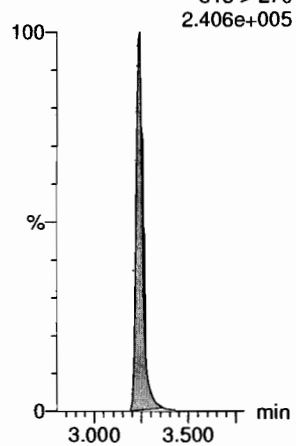

13C3-PFBS

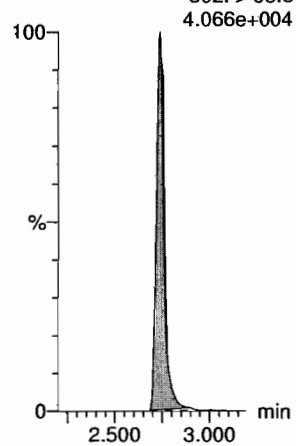

Vista Analytical Laboratory

Dataset: Z:\Projects\PFAS.PRO\Results\180925M1\180925M1-CRV.qld

Last Altered: Wednesday, September 26, 2018 09:51:37 Pacific Daylight Time
Printed: Wednesday, September 26, 2018 09:51:48 Pacific Daylight Time

Name: 180925M1_7, Date: 25-Sep-2018, Time: 14:00:06, ID: ST180925M1-6 PFC CS3 18I1706, Description: PFC CS3 18I1706

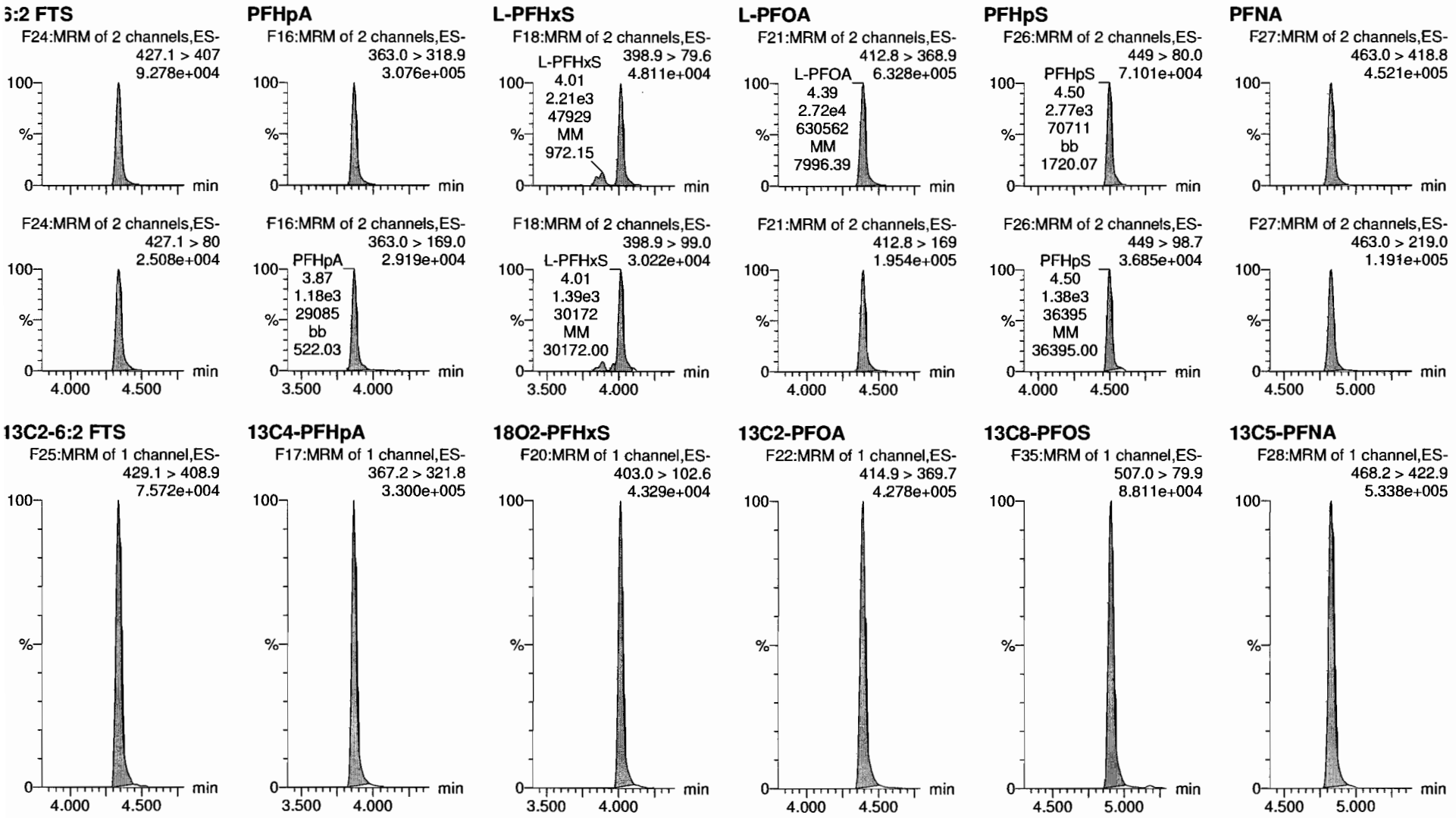

Vista Analytical Laboratory

Dataset: Z:\Projects\PFAS.PRO\Results\180925M1\180925M1-CRV.qld

Last Altered: Wednesday, September 26, 2018 09:51:37 Pacific Daylight Time
Printed: Wednesday, September 26, 2018 09:51:48 Pacific Daylight Time

Name: 180925M1_7, Date: 25-Sep-2018, Time: 14:00:06, ID: ST180925M1-6 PFC CS3 18I1706, Description: PFC CS3 18I1706

PFOSA

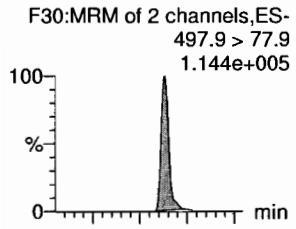

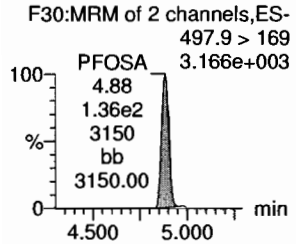

L-PFOS

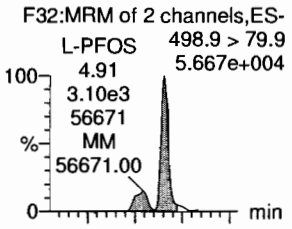

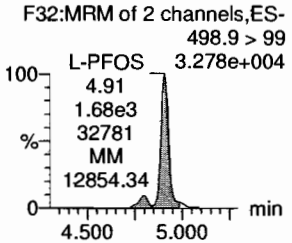

PFDA

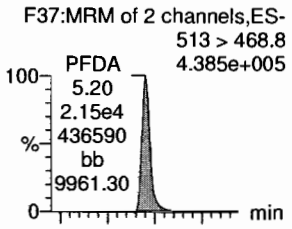

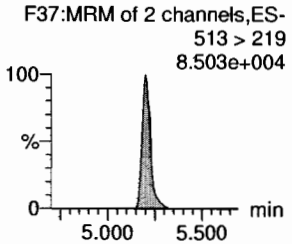

8:2 FTS

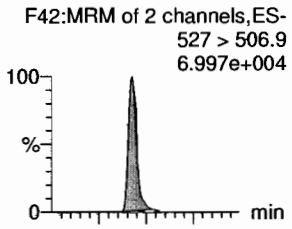

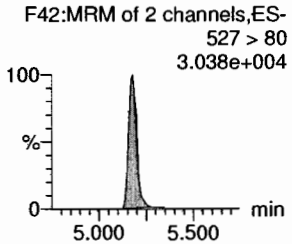

PFNS

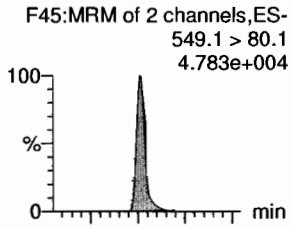

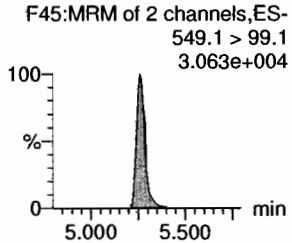

L-MeFOSAA

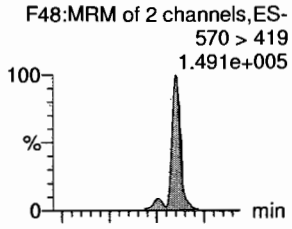

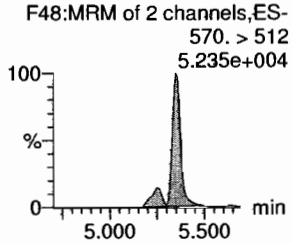

13C8-PFOSA

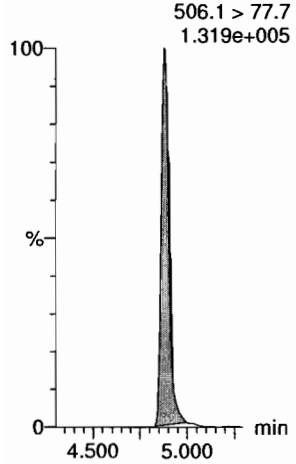

13C8-PFOS

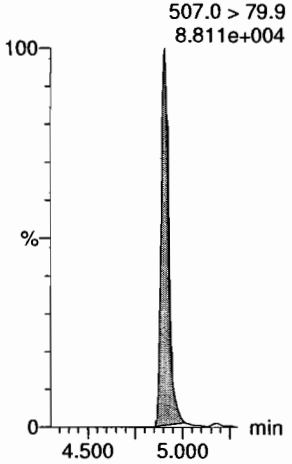

13C2-PFDA

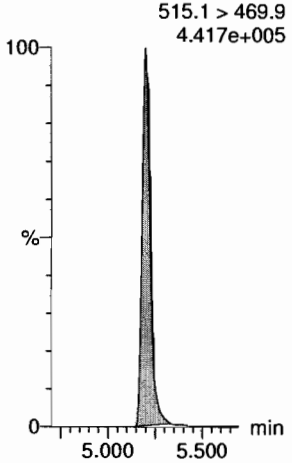

13C2-8:2 FTS

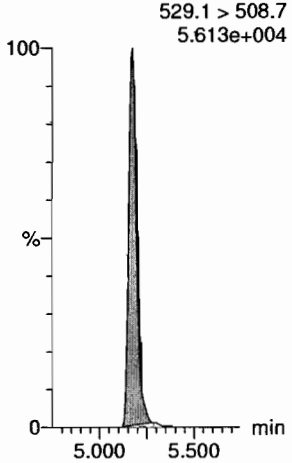

13C8-PFOS

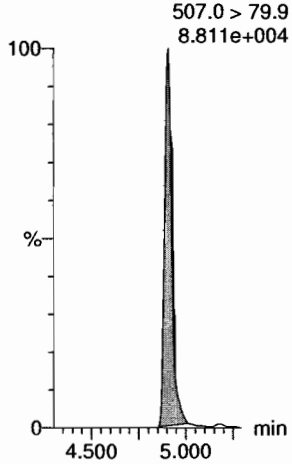

d3-N-MeFOSAA

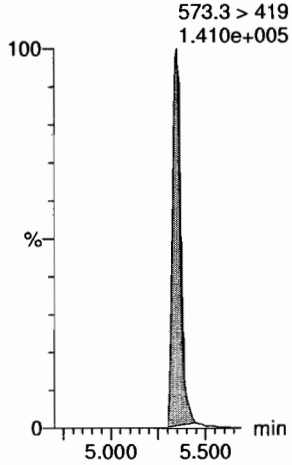

Vista Analytical Laboratory

Dataset: Z:\Projects\PFAS.PRO\Results\180925M1\180925M1-CRV.qld

Last Altered: Wednesday, September 26, 2018 09:51:37 Pacific Daylight Time
Printed: Wednesday, September 26, 2018 09:51:48 Pacific Daylight Time

Name: 180925M1_7, Date: 25-Sep-2018, Time: 14:00:06, ID: ST180925M1-6 PFC CS3 18I1706, Description: PFC CS3 18I1706

L-EtFOSAA

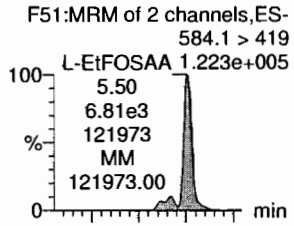

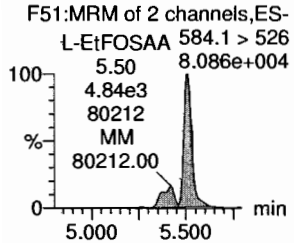

PFDoA

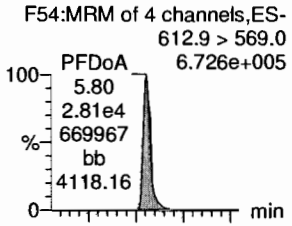

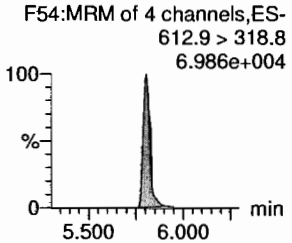

PFDS

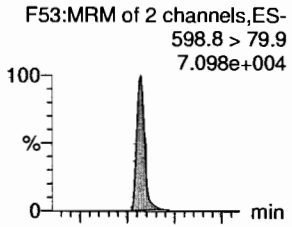

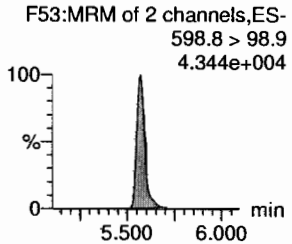

PFUdA

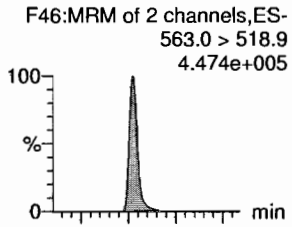

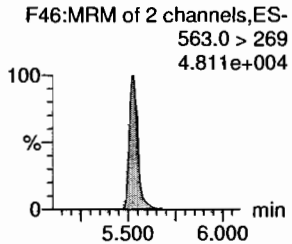

N-MeFOSA

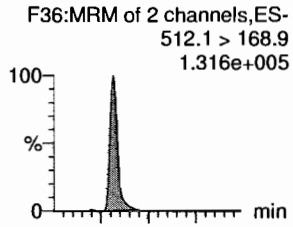

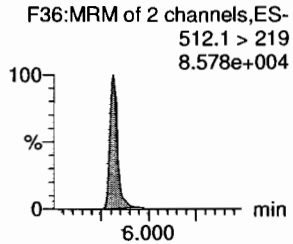

PFTrDA

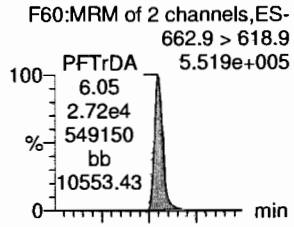

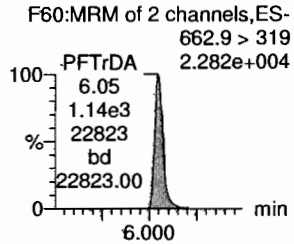

d5-N-EtFOSAA

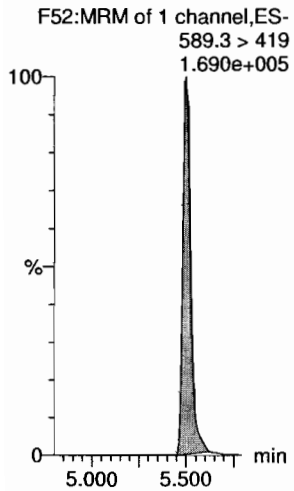

13C2-PFDoA

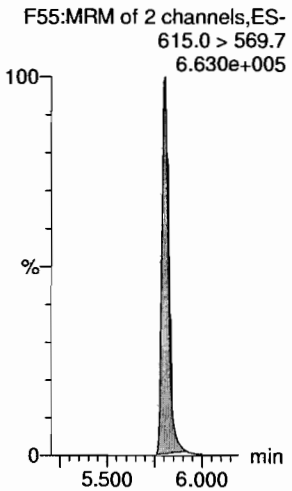

13C8-PFOS

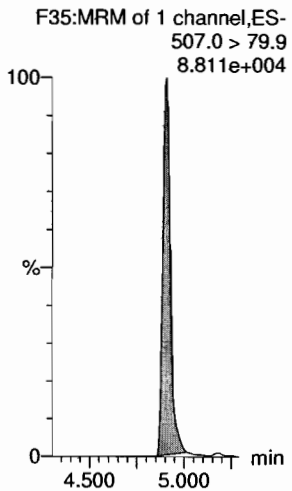

13C2-PFUdA

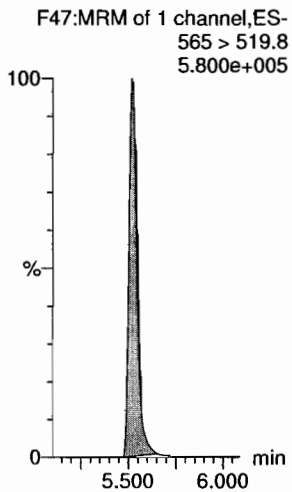

d3-N-MeFOSA

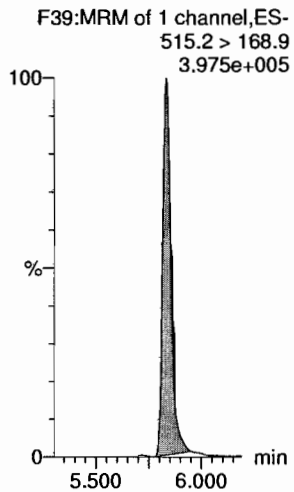

13C2-PFDoA

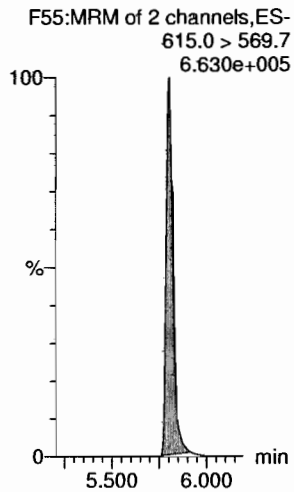

Dataset: Z:\Projects\PFAS.PRO\Results\180925M1\180925M1-CRV.qld

Last Altered: Wednesday, September 26, 2018 09:51:37 Pacific Daylight Time
Printed: Wednesday, September 26, 2018 09:51:48 Pacific Daylight Time

Name: 180925M1_7, Date: 25-Sep-2018, Time: 14:00:06, ID: ST180925M1-6 PFC CS3 18I1706, Description: PFC CS3 18I1706

PFTeDA
F61:MRM of 2 channels,ES-
712.8 > 669.0
5.499e+005

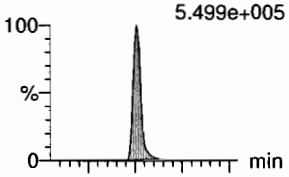

F61:MRM of 2 channels,ES-
712.8 > 368.9
3.714e+004

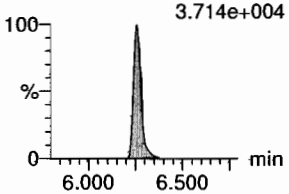

N-EtFOSA
F41:MRM of 2 channels,ES-
526.1 > 168.9
1.342e+005

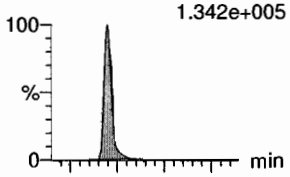

F41:MRM of 2 channels,ES-
526.1 > 219
8.728e+004

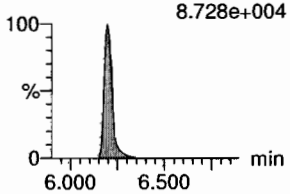

PFHxDA
F63:MRM of 2 channels,ES-
813.1 > 768.6
2.967e+005

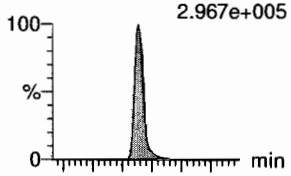

F63:MRM of 2 channels,ES-
813.1 > 219
1.400e+004

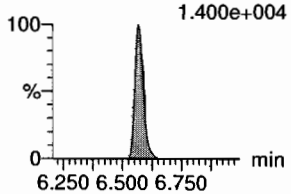

PFODA
F65:MRM of 1 channel,ES-
913.1 > 868.8
3.853e+005

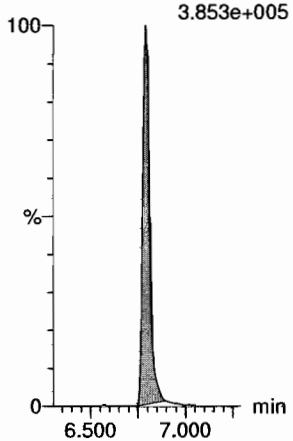

N-MeFOSE
F56:MRM of 1 channel,ES-
616.1 > 58.9
9.235e+004

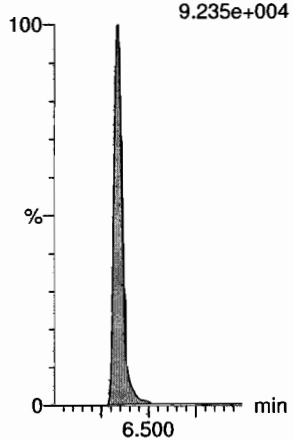

N-EtFOSE
F58:MRM of 1 channel,ES-
630.1 > 58.9
1.108e+005

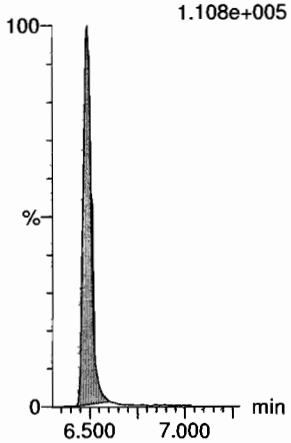

13C2-PFTeDA
F62:MRM of 2 channels,ES-
714.8 > 669.6
3.702e+005

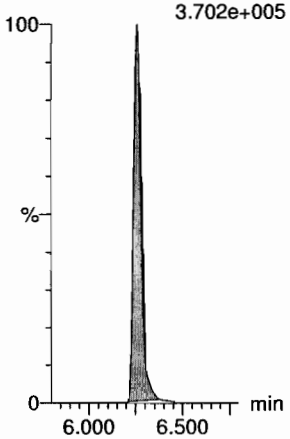

d5-N-ETFOSA
F44:MRM of 1 channel,ES-
531.1 > 168.9
4.401e+005

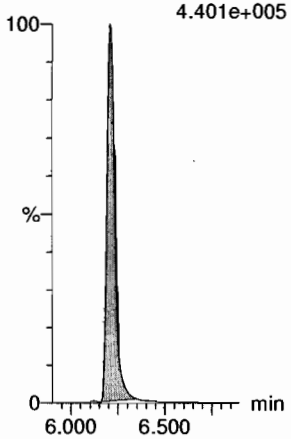

13C2-PFHxDA
F64:MRM of 1 channel,ES-
815 > 769.7
2.462e+005

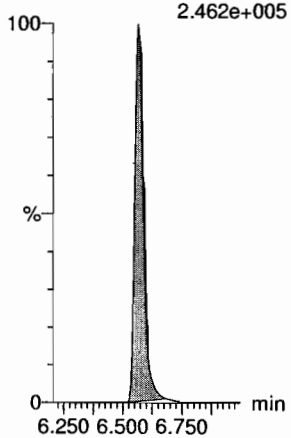

13C2-PFHxDA
F64:MRM of 1 channel,ES-
815 > 769.7
2.462e+005

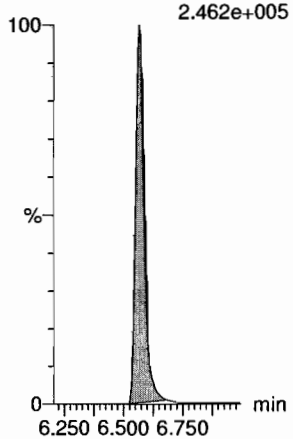

d7-N-MeFOSE
F57:MRM of 1 channel,ES-
623.1 > 58.9
3.000e+005

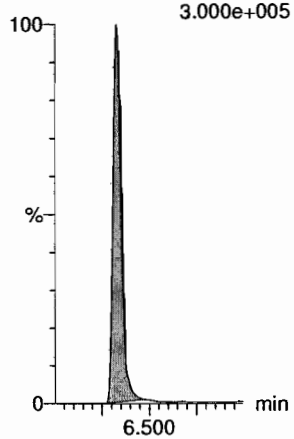

d9-N-EtFOSE
F59:MRM of 1 channel,ES-
639.2 > 58.8
3.039e+005

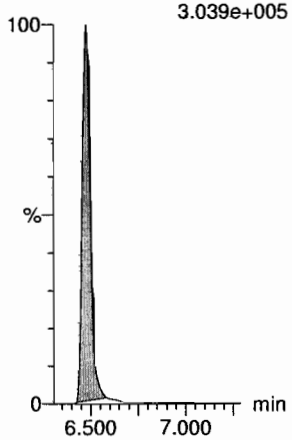

Dataset: Z:\Projects\PFAS.PRO\Results\180925M1\180925M1-CRV.qld

Last Altered: Wednesday, September 26, 2018 09:51:37 Pacific Daylight Time
Printed: Wednesday, September 26, 2018 09:51:48 Pacific Daylight Time

Name: 180925M1_7, Date: 25-Sep-2018, Time: 14:00:06, ID: ST180925M1-6 PFC CS3 18I1706, Description: PFC CS3 18I1706

13C4-PFBA

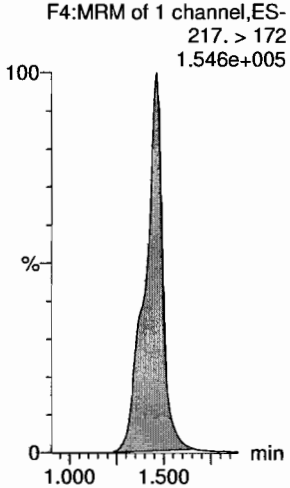

13C5-PFHxA

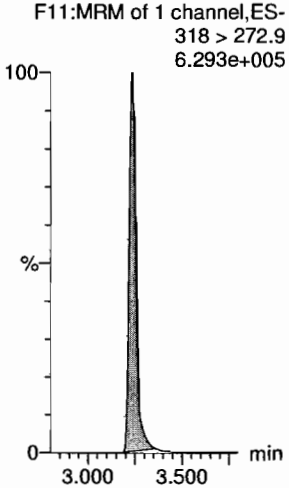

13C3-PFHxS

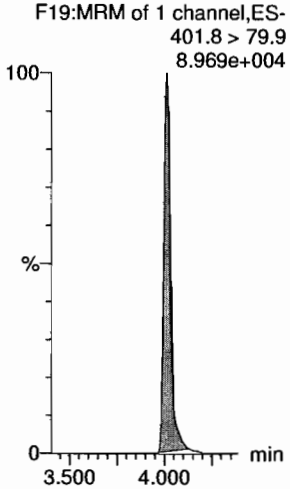

13C8-PFOA

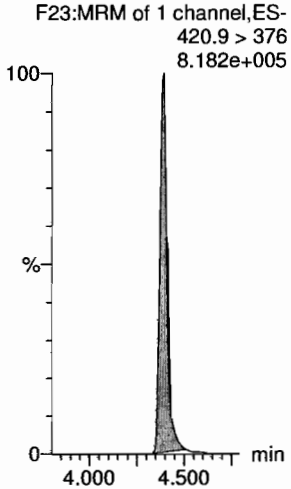

13C9-PFNA

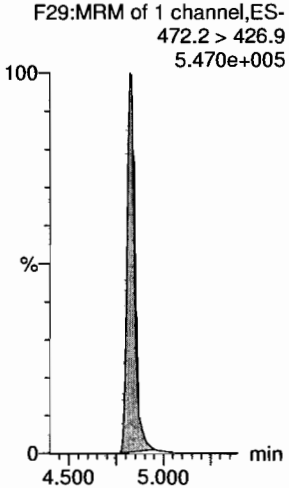

13C4-PFOS

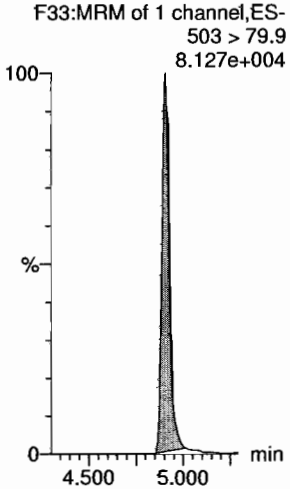

13C6-PFDA

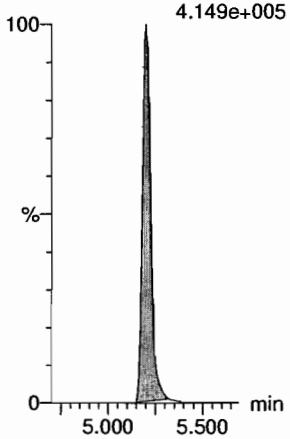

13C7-PFUdA

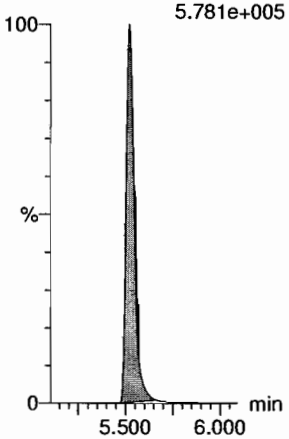

Vista Analytical Laboratory

Dataset: Z:\Projects\PFAS.PRO\Results\180925M1\180925M1-CRV.qld

Last Altered: Wednesday, September 26, 2018 09:51:37 Pacific Daylight Time
Printed: Wednesday, September 26, 2018 09:51:48 Pacific Daylight Time

Name: 180925M1_8, Date: 25-Sep-2018, Time: 14:10:44, ID: ST180925M1-7 PFC CS4 18I1707, Description: PFC CS4 18I1707

PFBA
F2:MRM of 1 channel,ES-
213.0 > 168.8
5.368e+005

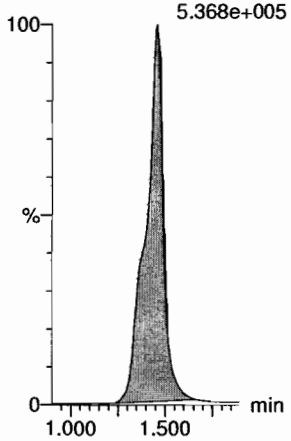

PFPeA
F5:MRM of 1 channel,ES-
263.1 > 218.9
1.101e+006



PFBS
F7:MRM of 2 channels,ES-
299.0 > 79.7
2.987e+005

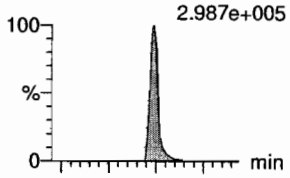

F7:MRM of 2 channels,ES-
299.0 > 99.0
1.072e+005

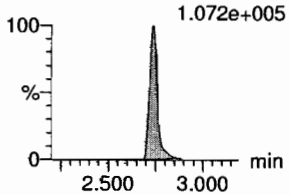

4:2 FTS
F12:MRM of 2 channels,ES-
327.2 > 307.2
3.552e+005

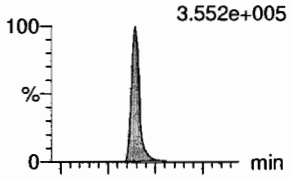

F12:MRM of 2 channels,ES-
327.2 > 81.1
1.763e+005

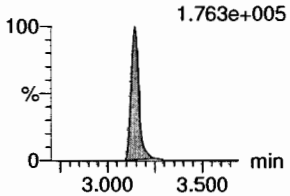

PFHxA
F9:MRM of 2 channels,ES-
313 > 269
2.402e+006

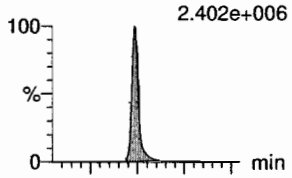

F9:MRM of 2 channels,ES-
313 > 118.9
1.608e+005

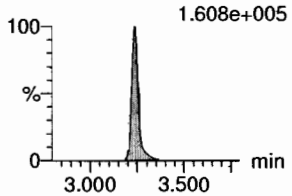

PFPeS
F15:MRM of 2 channels,ES-
349.1 > 80.1
2.447e+005

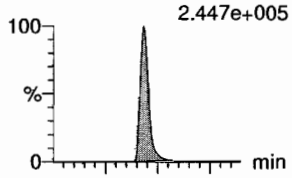

F15:MRM of 2 channels,ES-
349.1 > 99
1.777e+005

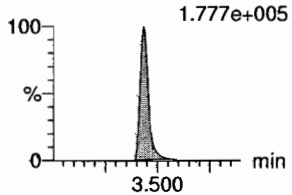

13C3-PFBA
F3:MRM of 1 channel,ES-
216.1 > 171.8
1.140e+005

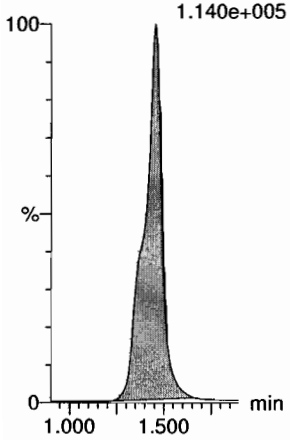

13C3-PFPeA
F6:MRM of 1 channel,ES-
266. > 221.8
2.798e+005

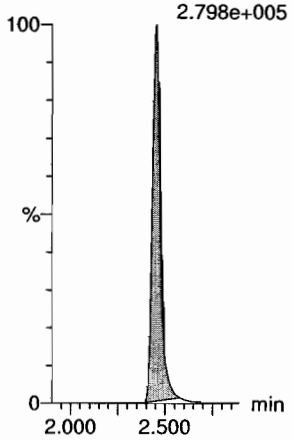

13C3-PFBS
F8:MRM of 1 channel,ES-
302. > 98.8
4.113e+004

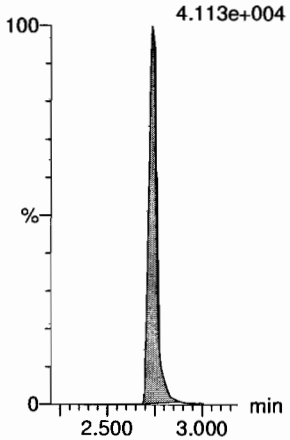

13C2-4:2 FTS
F13:MRM of 1 channel,ES-
329.2 > 308.9
7.959e+004

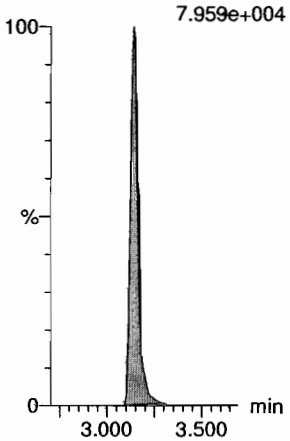

13C2-PFHxA
F10:MRM of 1 channel,ES-
315 > 270
2.437e+005

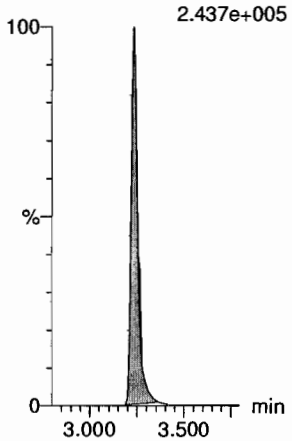

13C3-PFBS
F8:MRM of 1 channel,ES-
302. > 98.8
4.113e+004

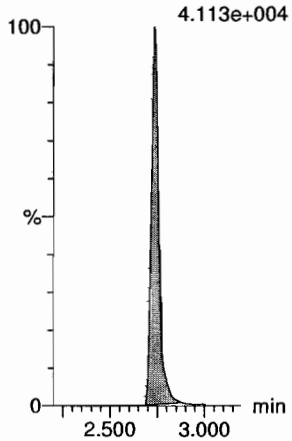

Vista Analytical Laboratory

Dataset: Z:\Projects\PFAS.PRO\Results\180925M1\180925M1-CRV.qld

Last Altered: Wednesday, September 26, 2018 09:51:37 Pacific Daylight Time
Printed: Wednesday, September 26, 2018 09:51:48 Pacific Daylight Time

Name: 180925M1_8, Date: 25-Sep-2018, Time: 14:10:44, ID: ST180925M1-7 PFC CS4 18I1707, Description: PFC CS4 18I1707

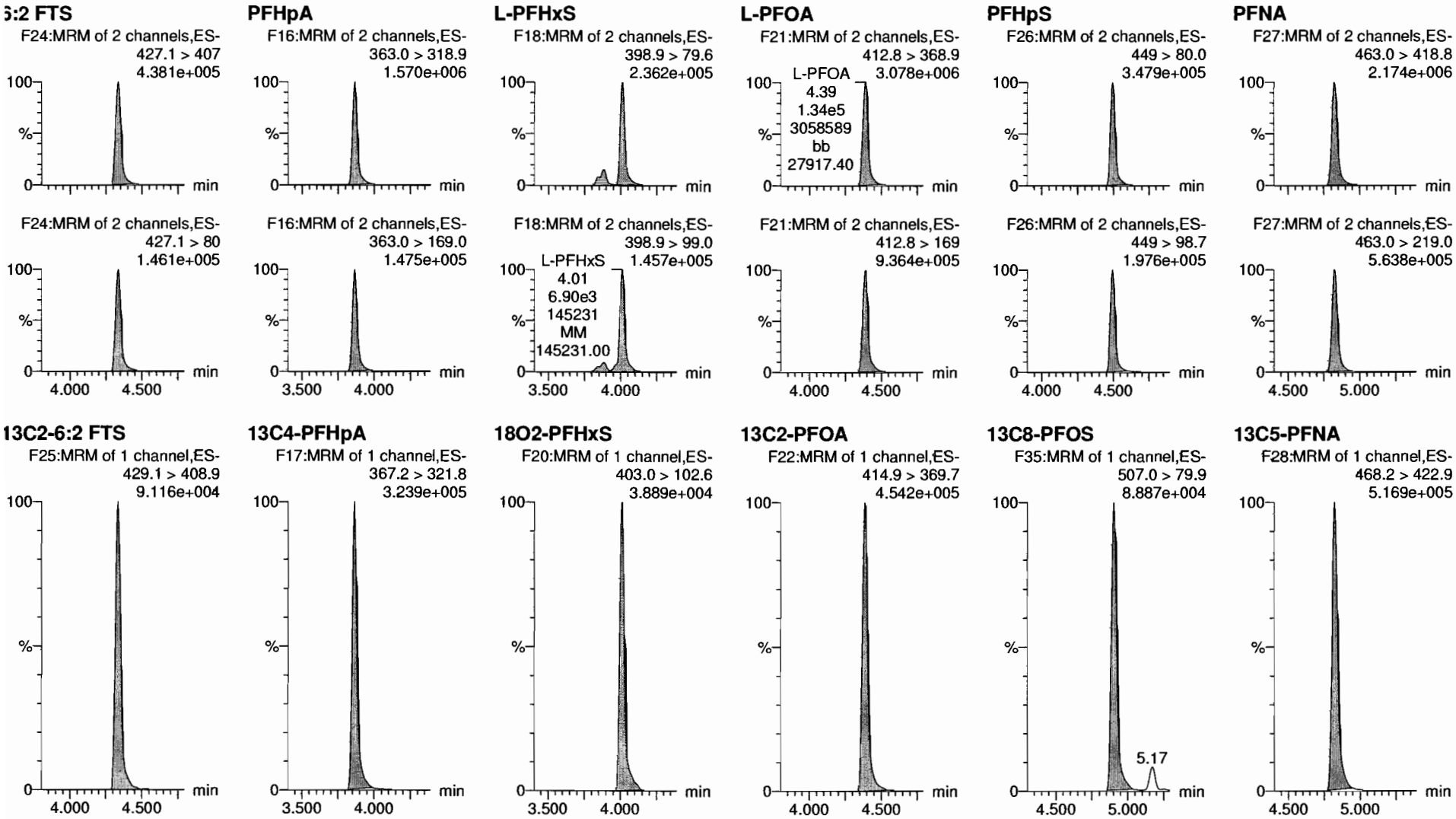

Vista Analytical Laboratory

Dataset: Z:\Projects\PFAS.PRO\Results\180925M1\180925M1-CRV.qld

Last Altered: Wednesday, September 26, 2018 09:51:37 Pacific Daylight Time
Printed: Wednesday, September 26, 2018 09:51:48 Pacific Daylight Time

Name: 180925M1_8, Date: 25-Sep-2018, Time: 14:10:44, ID: ST180925M1-7 PFC CS4 18I1707, Description: PFC CS4 18I1707

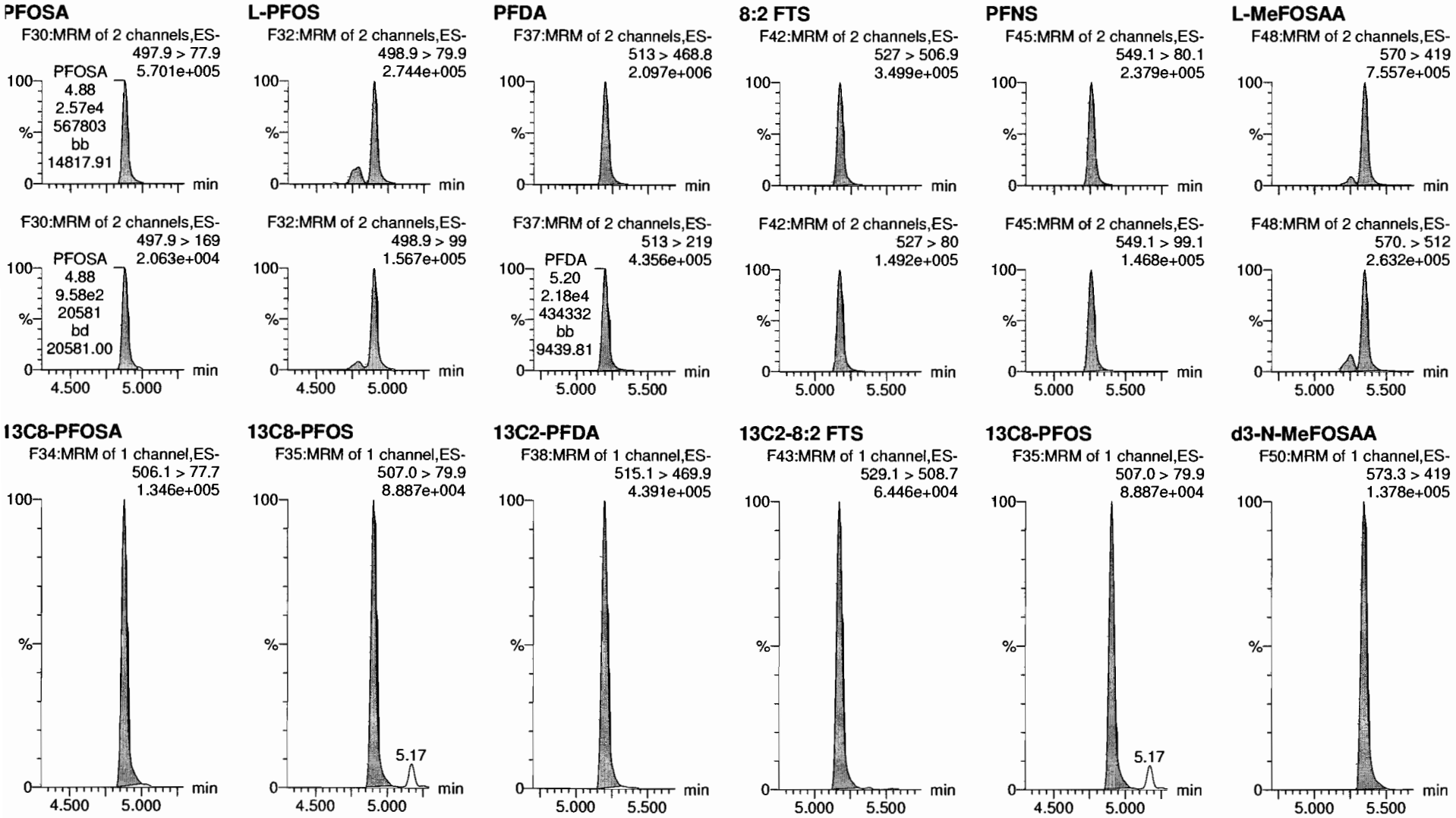

Vista Analytical Laboratory

Dataset: Z:\Projects\PFAS.PRO\Results\180925M1\180925M1-CRV.qld

Last Altered: Wednesday, September 26, 2018 09:51:37 Pacific Daylight Time
Printed: Wednesday, September 26, 2018 09:51:48 Pacific Daylight Time

Name: 180925M1_8, Date: 25-Sep-2018, Time: 14:10:44, ID: ST180925M1-7 PFC CS4 18I1707, Description: PFC CS4 18I1707

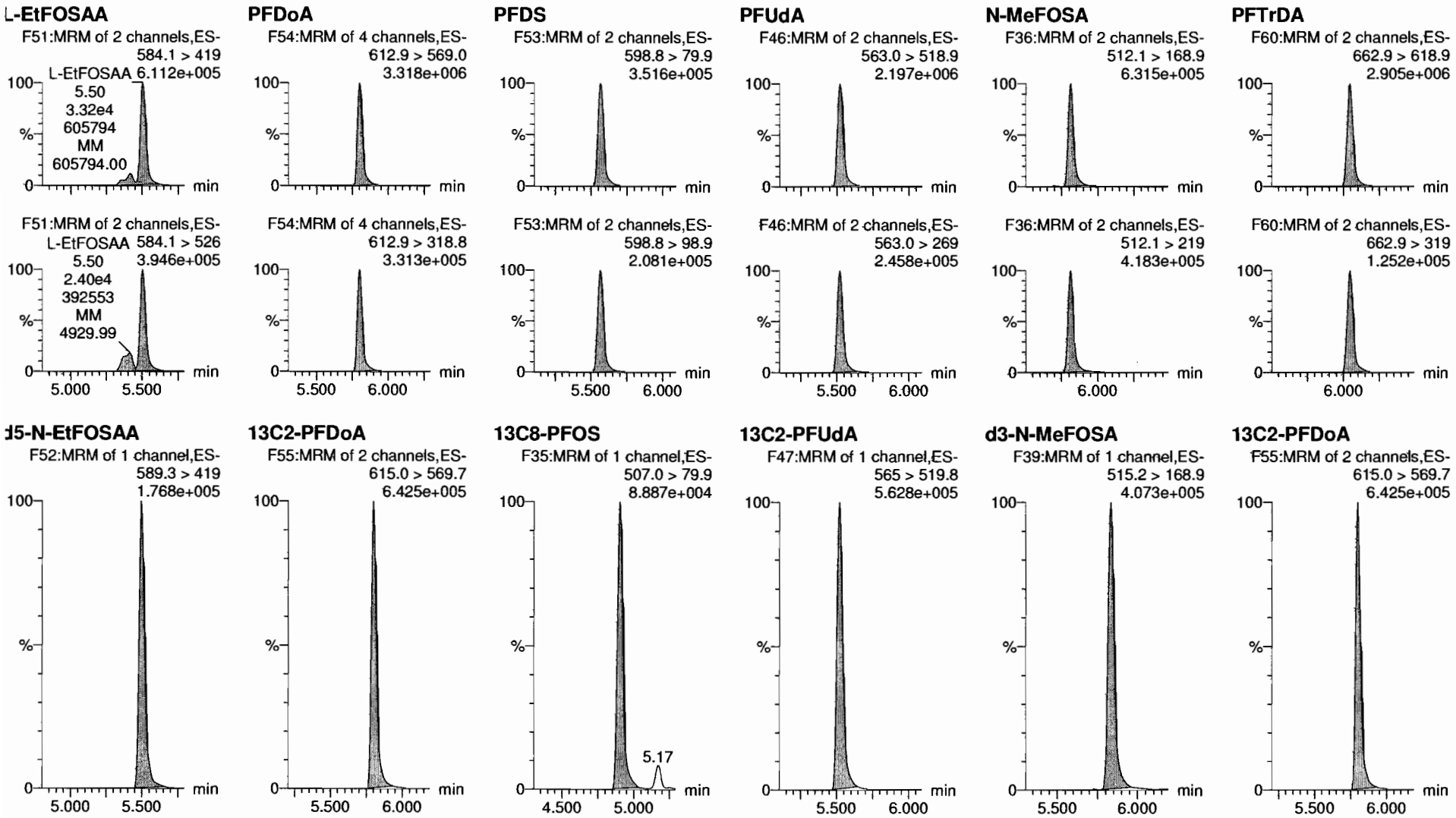

Dataset: Z:\Projects\PFAS.PRO\Results\180925M1\180925M1-CRV.qld

Last Altered: Wednesday, September 26, 2018 09:51:37 Pacific Daylight Time
Printed: Wednesday, September 26, 2018 09:51:48 Pacific Daylight Time

Name: 180925M1_8, Date: 25-Sep-2018, Time: 14:10:44, ID: ST180925M1-7 PFC CS4 18I1707, Description: PFC CS4 18I1707

PFTeDA
F61:MRM of 2 channels,ES-
712.8 > 669.0
2.756e+006

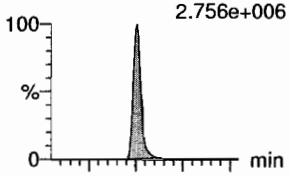

F61:MRM of 2 channels,ES-
712.8 > 368.9
1.968e+005

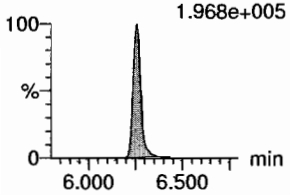

N-EtFOSA
F41:MRM of 2 channels,ES-
526.1 > 168.9
6.421e+005

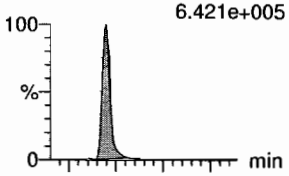

F41:MRM of 2 channels,ES-
526.1 > 219
4.025e+005

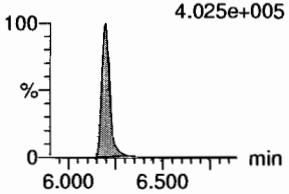

PFHxDA
F63:MRM of 2 channels,ES-
813.1 > 768.6
1.441e+006

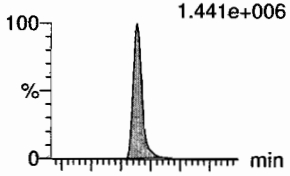

F63:MRM of 2 channels,ES-
813.1 > 219
6.577e+004

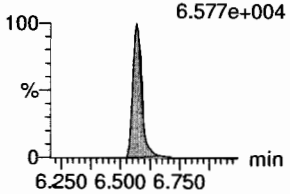

PFODA
F65:MRM of 1 channel,ES-
913.1 > 868.8
1.957e+006

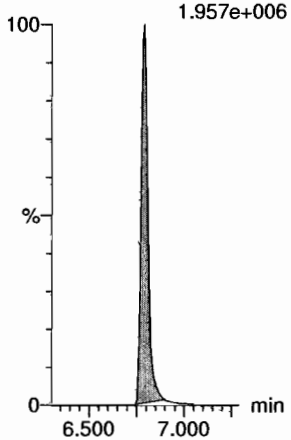

N-MeFOSE
F56:MRM of 1 channel,ES-
616.1 > 58.9
4.602e+005

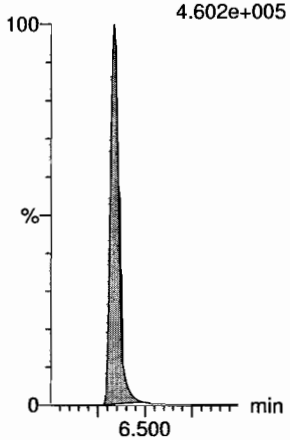

N-EtFOSE
F58:MRM of 1 channel,ES-
630.1 > 58.9
5.637e+005

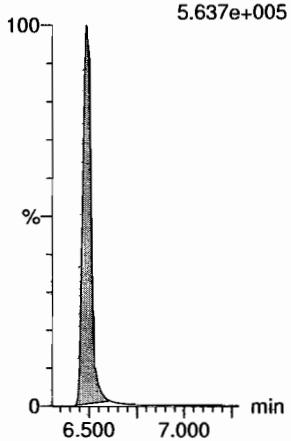

13C2-PFTeDA
F62:MRM of 2 channels,ES-
714.8 > 669.6
3.731e+005

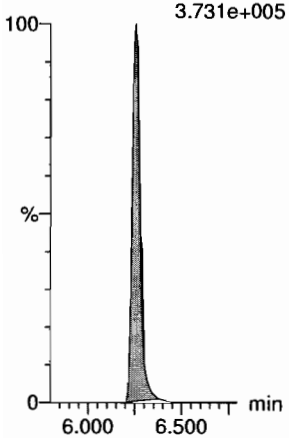

d5-N-ETFOSA
F44:MRM of 1 channel,ES-
531.1 > 168.9
4.437e+005

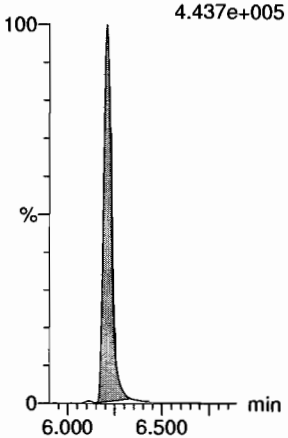

13C2-PFHxDA
F64:MRM of 1 channel,ES-
815 > 769.7
2.576e+005

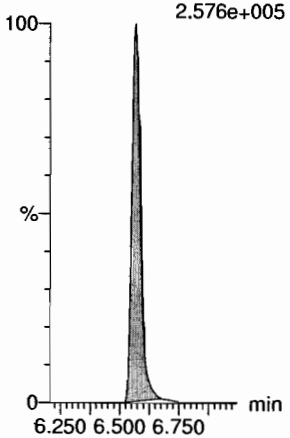

13C2-PFHxDA
F64:MRM of 1 channel,ES-
815 > 769.7
2.576e+005

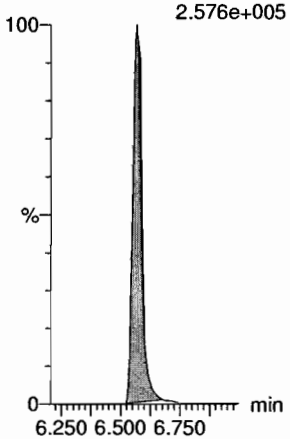

d7-N-MeFOSE
F57:MRM of 1 channel,ES-
623.1 > 58.9
3.092e+005

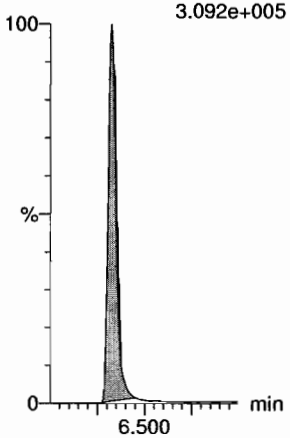

d9-N-EtFOSE
F59:MRM of 1 channel,ES-
639.2 > 58.8
3.174e+005

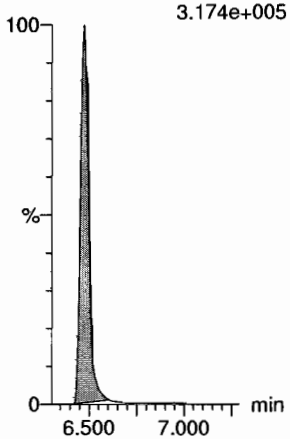

Vista Analytical Laboratory

Dataset: Z:\Projects\PFAS.PRO\Results\180925M1\180925M1-CRV.qld

Last Altered: Wednesday, September 26, 2018 09:51:37 Pacific Daylight Time
Printed: Wednesday, September 26, 2018 09:51:48 Pacific Daylight Time

Name: 180925M1_8, Date: 25-Sep-2018, Time: 14:10:44, ID: ST180925M1-7 PFC CS4 18I1707, Description: PFC CS4 18I1707

13C4-PFBA

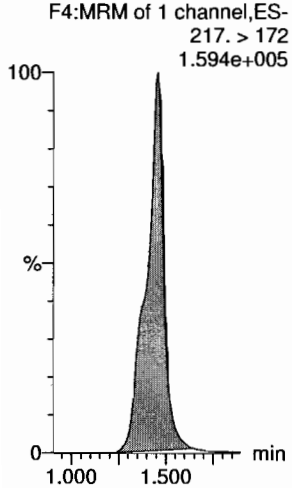

13C5-PFHxA

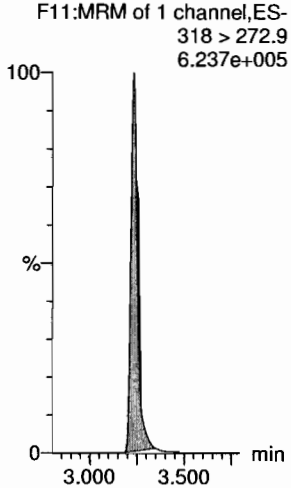

13C3-PFHxS

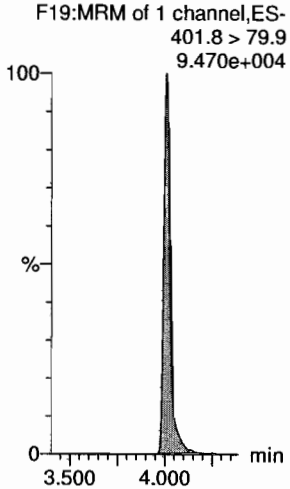

13C8-PFOA

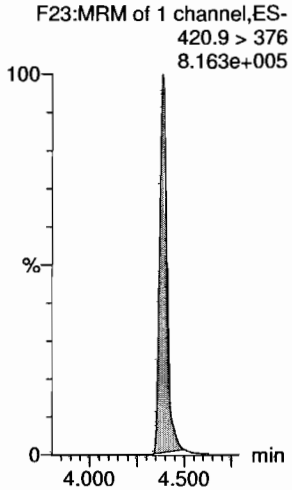

13C9-PFNA

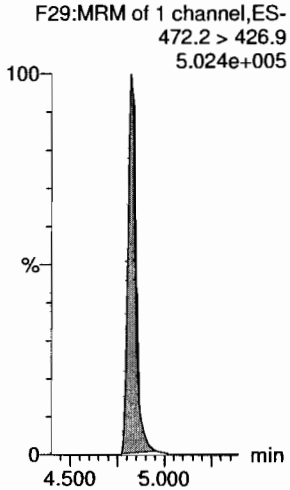

13C4-PFOS

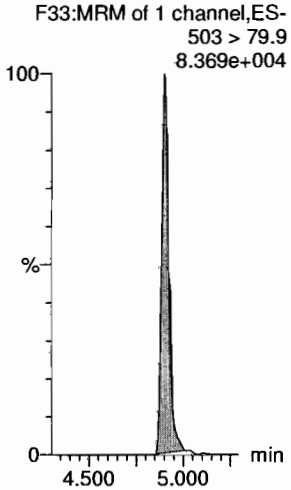

13C6-PFDA

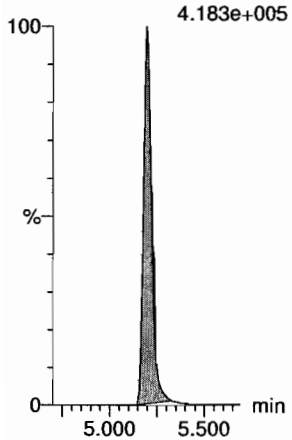

13C7-PFUdA

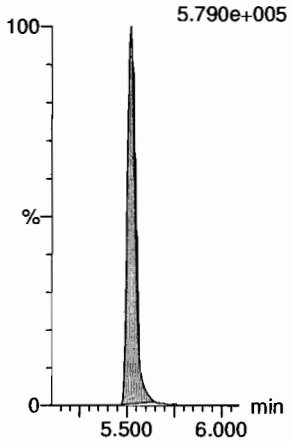

Vista Analytical Laboratory

Dataset: Z:\Projects\PFAS.PRO\Results\180925M1\180925M1-CRV.qld

Last Altered: Wednesday, September 26, 2018 09:51:37 Pacific Daylight Time
Printed: Wednesday, September 26, 2018 09:51:48 Pacific Daylight Time

Name: 180925M1_9, Date: 25-Sep-2018, Time: 14:21:17, ID: ST180925M1-8 PFC CS5 18I1708, Description: PFC CS5 18I1708

PFBA

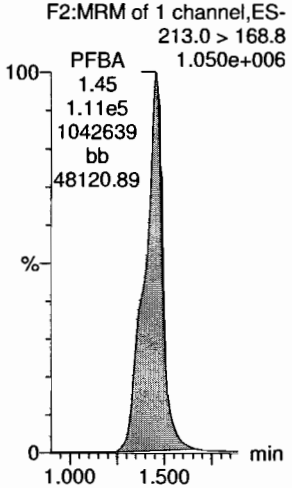

PFPeA

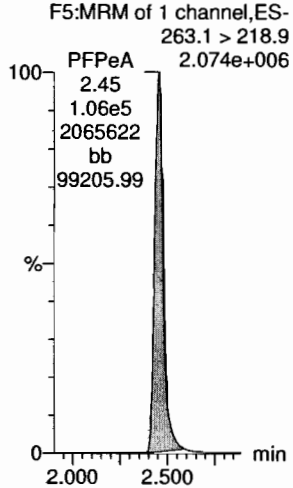

PFBS

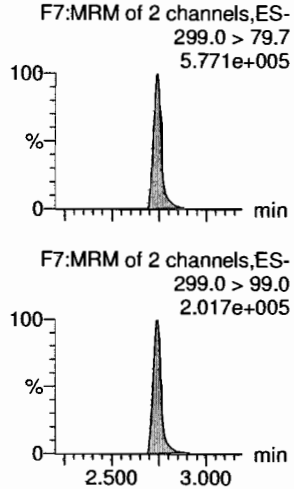

4:2 FTS

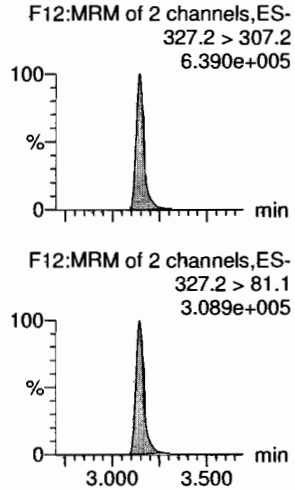

PFHxA

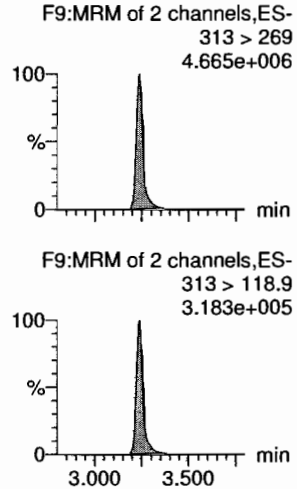

PFPeS

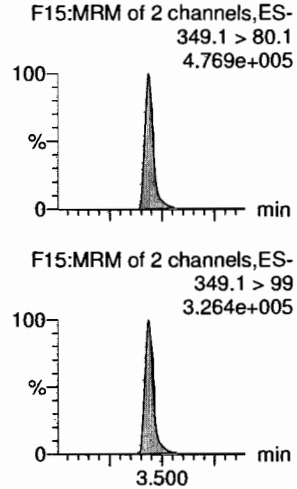

13C3-PFBA

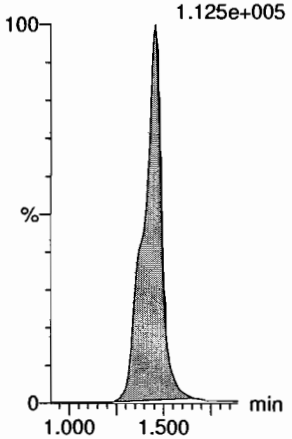

13C3-PFPeA

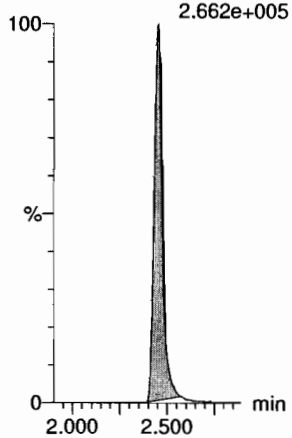

13C3-PFBS

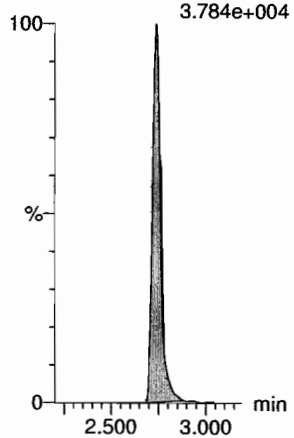

13C2-4:2 FTS

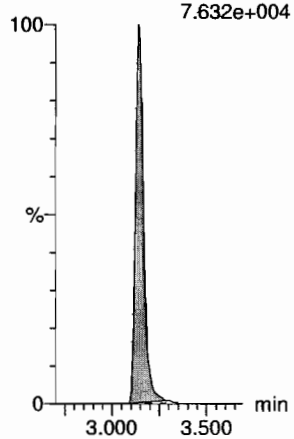

13C2-PFHxA

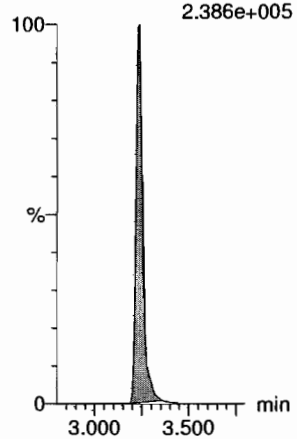

13C3-PFBS

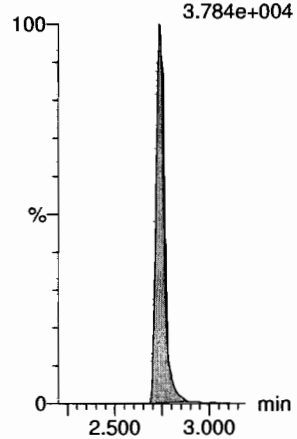

Vista Analytical Laboratory

Dataset: Z:\Projects\PFAS.PRO\Results\180925M1\180925M1-CRV.qld

Last Altered: Wednesday, September 26, 2018 09:51:37 Pacific Daylight Time
Printed: Wednesday, September 26, 2018 09:51:48 Pacific Daylight Time

Name: 180925M1_9, Date: 25-Sep-2018, Time: 14:21:17, ID: ST180925M1-8 PFC CS5 18I1708, Description: PFC CS5 18I1708

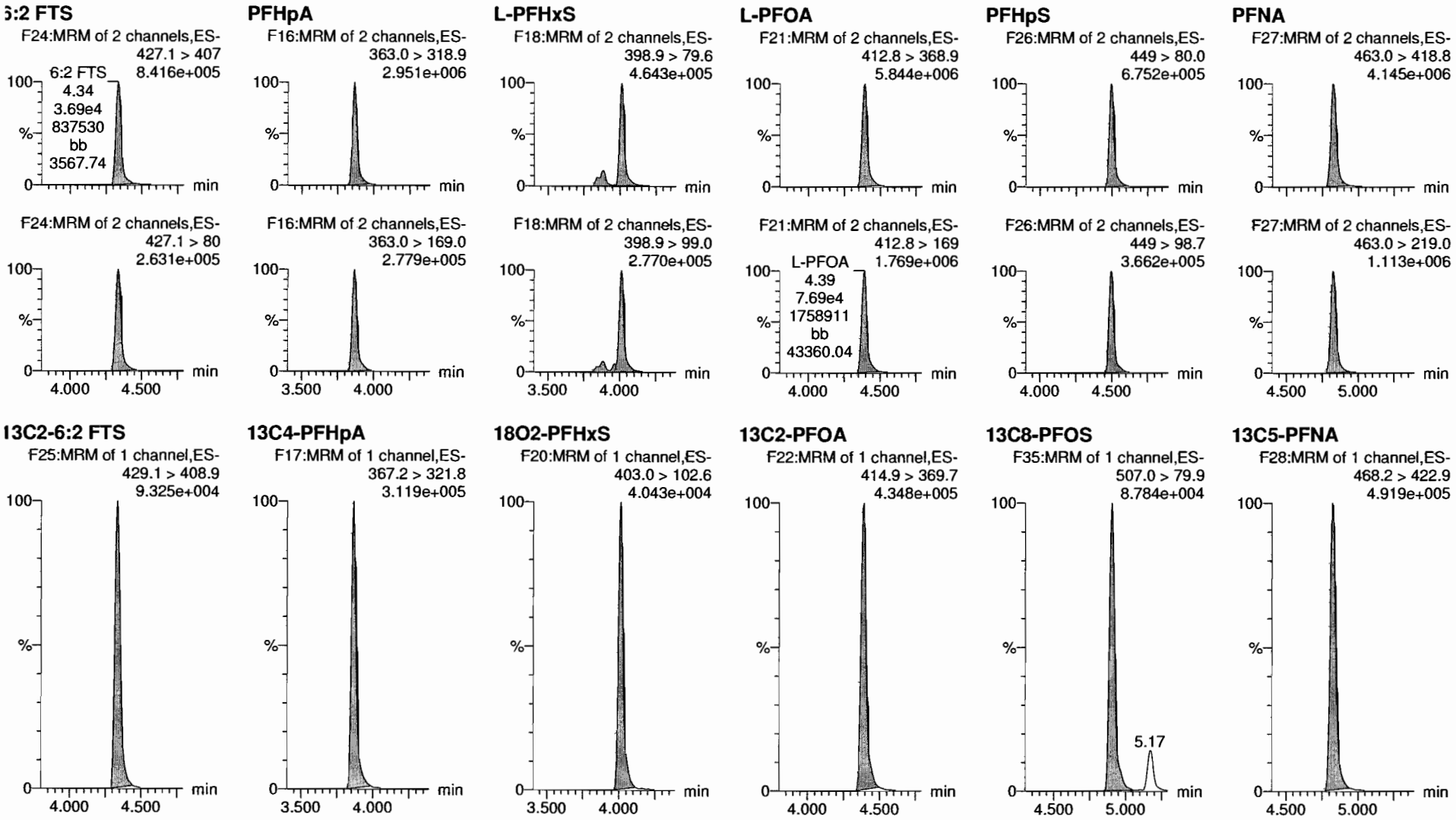

Dataset: Z:\Projects\PFAS.PRO\Results\180925M1\180925M1-CRV.qld

Last Altered: Wednesday, September 26, 2018 09:51:37 Pacific Daylight Time
Printed: Wednesday, September 26, 2018 09:51:48 Pacific Daylight Time

Name: 180925M1_9, Date: 25-Sep-2018, Time: 14:21:17, ID: ST180925M1-8 PFC CS5 18I1708, Description: PFC CS5 18I1708

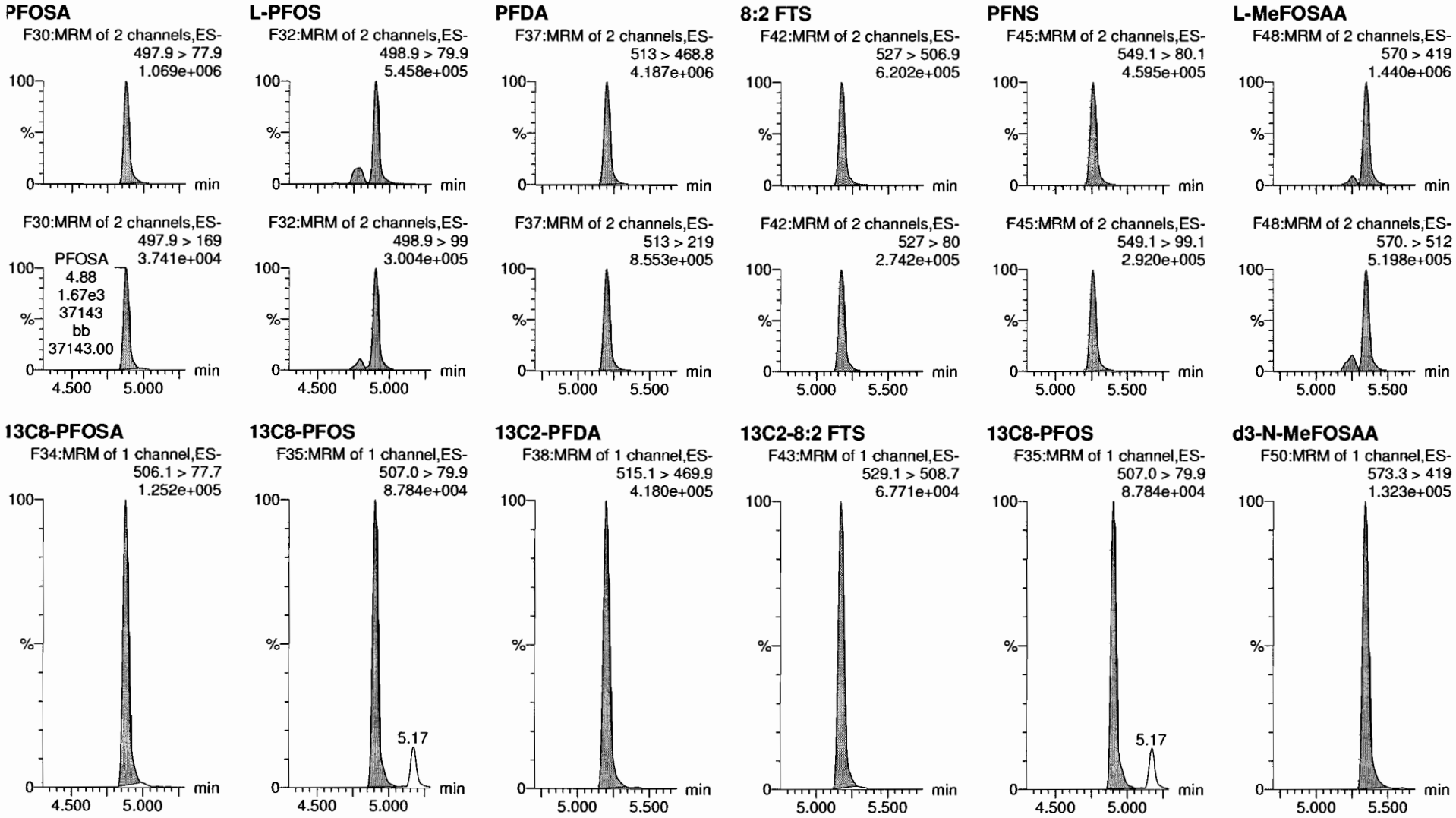

Vista Analytical Laboratory

Dataset: Z:\Projects\PFAS.PRO\Results\180925M1\180925M1-CRV.qld

Last Altered: Wednesday, September 26, 2018 09:51:37 Pacific Daylight Time
Printed: Wednesday, September 26, 2018 09:51:48 Pacific Daylight Time

Name: 180925M1_9, Date: 25-Sep-2018, Time: 14:21:17, ID: ST180925M1-8 PFC CS5 18I1708, Description: PFC CS5 18I1708

L-EtFOSAA

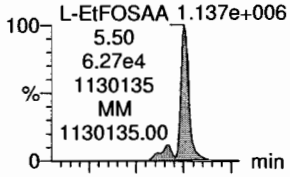

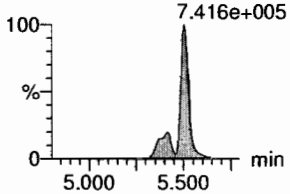

PFDoA

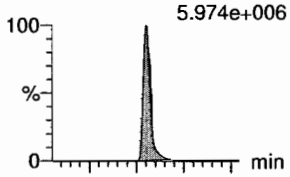

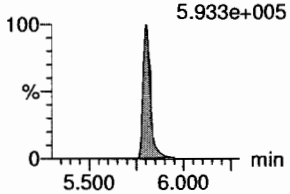

PFDS

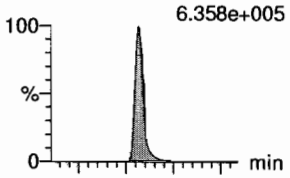

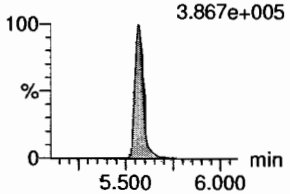

PFUdA

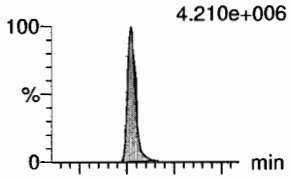

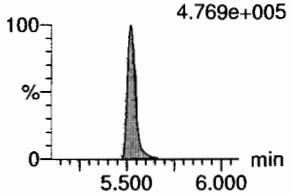

N-MeFOSA

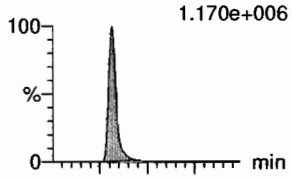

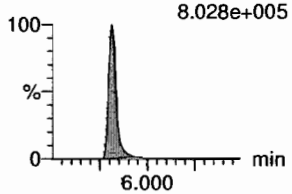

PFTrDA

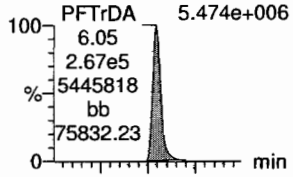

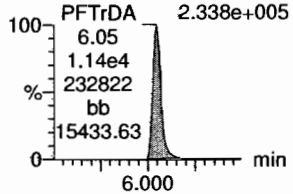

d5-N-EtFOSAA

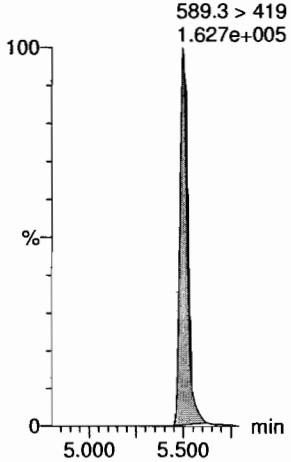

13C2-PFDoA

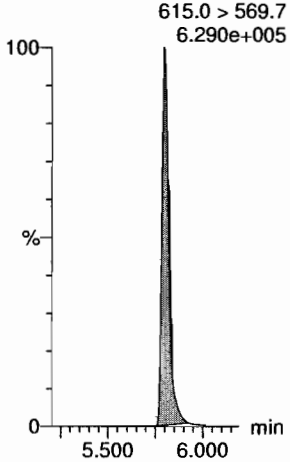

13C8-PFOS

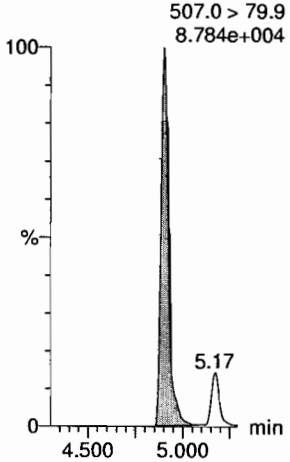

13C2-PFUdA

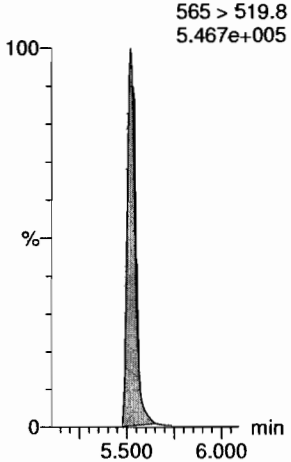

d3-N-MeFOSA

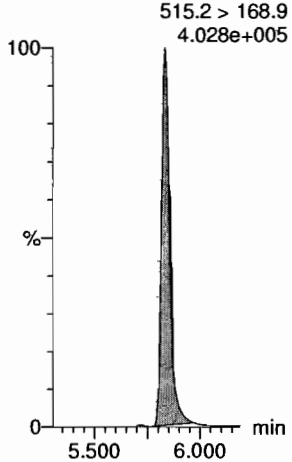

13C2-PFDoA

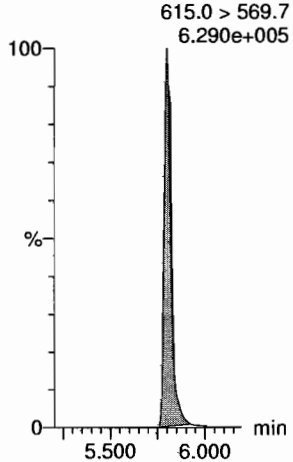

Vista Analytical Laboratory

Dataset: Z:\Projects\PFAS.PRO\Results\180925M1\180925M1-CRV.qld

Last Altered: Wednesday, September 26, 2018 09:51:37 Pacific Daylight Time
Printed: Wednesday, September 26, 2018 09:51:48 Pacific Daylight Time

Name: 180925M1_9, Date: 25-Sep-2018, Time: 14:21:17, ID: ST180925M1-8 PFC CS5 18I1708, Description: PFC CS5 18I1708

PFTeDA
F61:MRM of 2 channels,ES-
712.8 > 669.0
5.400e+006

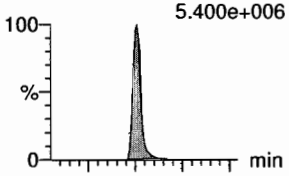

F61:MRM of 2 channels,ES-
712.8 > 368.9
3.664e+005

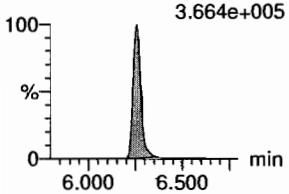

N-EtFOSA
F41:MRM of 2 channels,ES-
526.1 > 168.9
1.189e+006

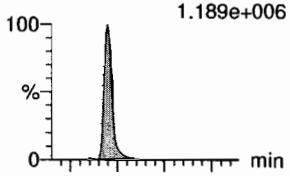

F41:MRM of 2 channels,ES-
526.1 > 219
7.545e+005

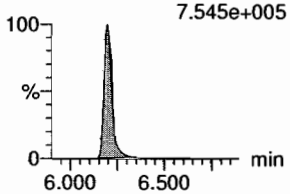

PFHxDA
F63:MRM of 2 channels,ES-
813.1 > 768.6
2.813e+006

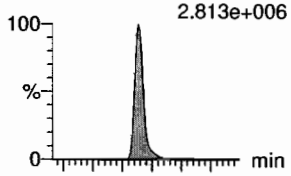

F63:MRM of 2 channels,ES-
813.1 > 219
1.283e+005

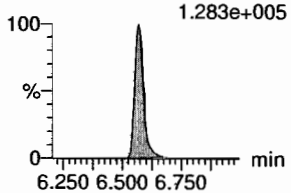

PFODA
F65:MRM of 1 channel,ES-
913.1 > 868.8
3.892e+006

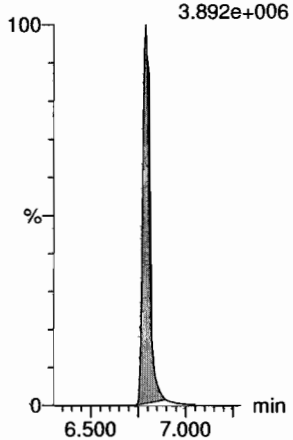

N-MeFOSE
F56:MRM of 1 channel,ES-
616.1 > 58.9
8.905e+005

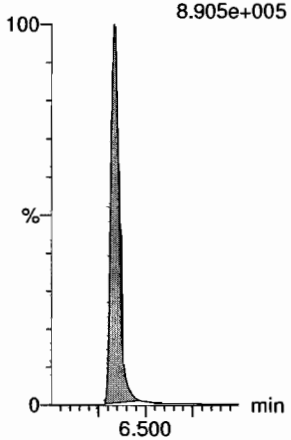

N-EtFOSE
F58:MRM of 1 channel,ES-
630.1 > 58.9
1.102e+006

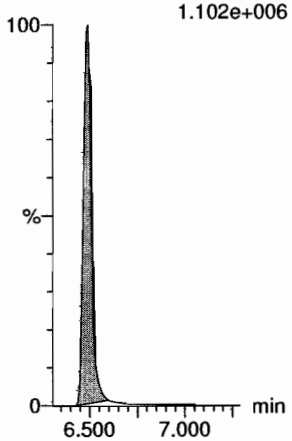

13C2-PFTeDA
F62:MRM of 2 channels,ES-
714.8 > 669.6
3.909e+005

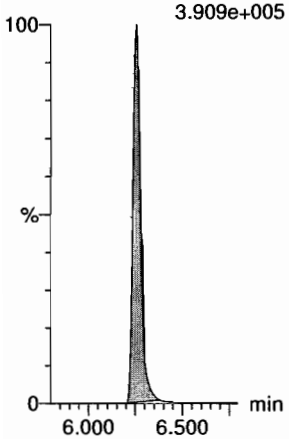

d5-N-ETFOSA
F44:MRM of 1 channel,ES-
531.1 > 168.9
4.090e+005

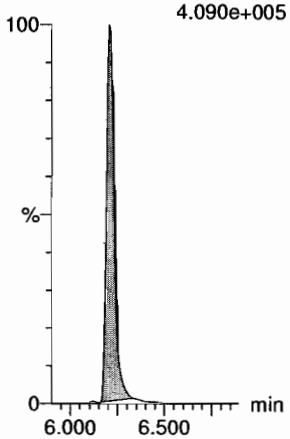

13C2-PFHxDA
F64:MRM of 1 channel,ES-
815 > 769.7
2.513e+005

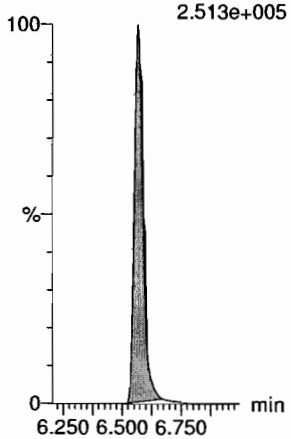

13C2-PFHxDA
F64:MRM of 1 channel,ES-
815 > 769.7
2.513e+005

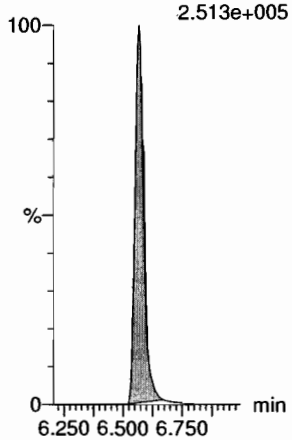

d7-N-MeFOSE
F57:MRM of 1 channel,ES-
623.1 > 58.9
3.053e+005

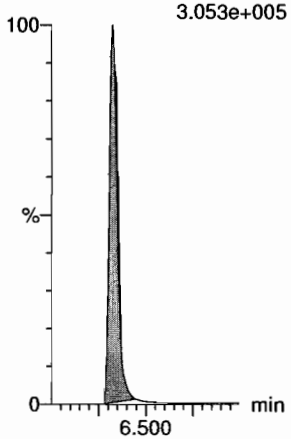

d9-N-EtFOSE
F59:MRM of 1 channel,ES-
639.2 > 58.8
3.119e+005

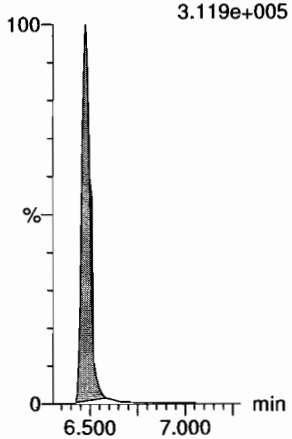

Dataset: Z:\Projects\PFAS.PRO\Results\180925M1\180925M1-CRV.qld

Last Altered: Wednesday, September 26, 2018 09:51:37 Pacific Daylight Time
Printed: Wednesday, September 26, 2018 09:51:48 Pacific Daylight Time

Name: 180925M1_9, Date: 25-Sep-2018, Time: 14:21:17, ID: ST180925M1-8 PFC CS5 18I1708, Description: PFC CS5 18I1708

13C4-PFBA

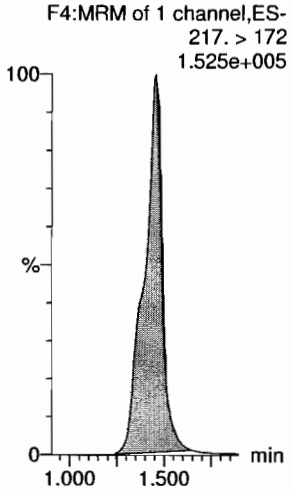

13C5-PFHxA

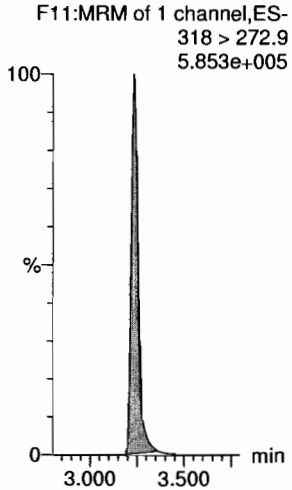

13C3-PFHxS

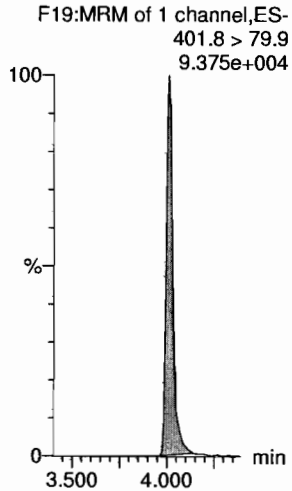

13C8-PFOA

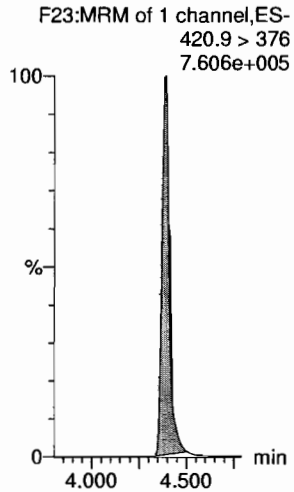

13C9-PFNA

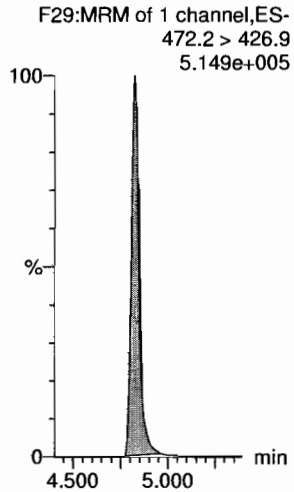

13C4-PFOS

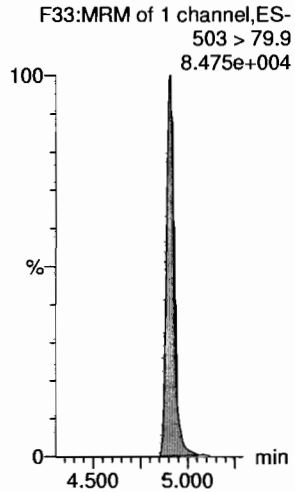

13C6-PFDA

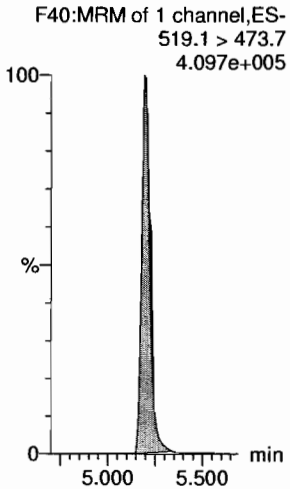

13C7-PFUdA

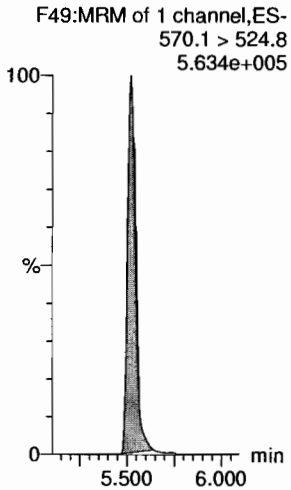

Dataset: Z:\Projects\PFAS.PRO\Results\180925M1\180925M1-CRV.qld

Last Altered: Wednesday, September 26, 2018 09:51:37 Pacific Daylight Time
Printed: Wednesday, September 26, 2018 09:51:48 Pacific Daylight Time

Name: 180925M1_10, Date: 25-Sep-2018, Time: 14:31:55, ID: ST180925M1-9 PFC CS6 18I1709, Description: PFC CS6 18I1709

PFBA
F2:MRM of 1 channel,ES-
213.0 > 168.8
2.475e+006

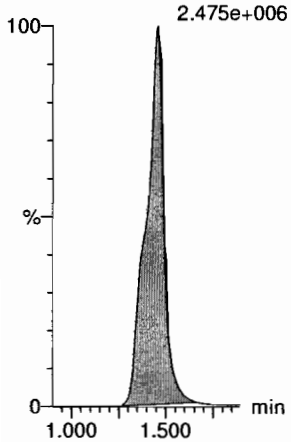

PFPeA
F5:MRM of 1 channel,ES-
263.1 > 218.9
4.859e+006

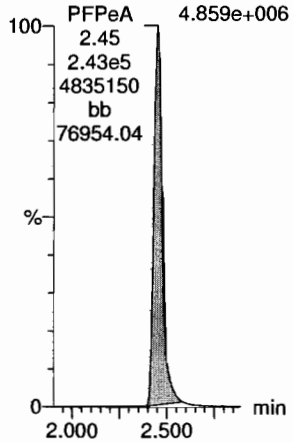

PFBS
F7:MRM of 2 channels,ES-
299.0 > 79.7
1.230e+006

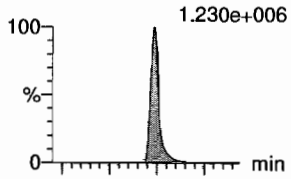

F7:MRM of 2 channels,ES-
299.0 > 99.0
4.539e+005

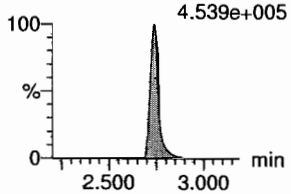

4:2 FTS
F12:MRM of 2 channels,ES-
327.2 > 307.2
1.389e+006

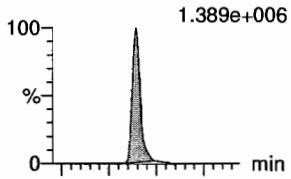

F12:MRM of 2 channels,ES-
327.2 > 81.1
7.140e+005

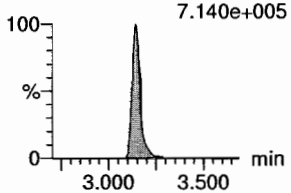

PFHxA
F9:MRM of 2 channels,ES-
313 > 269
1.005e+007

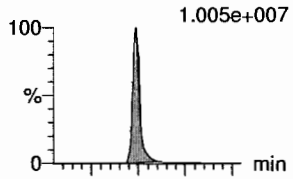

F9:MRM of 2 channels,ES-
313 > 118.9
7.066e+005

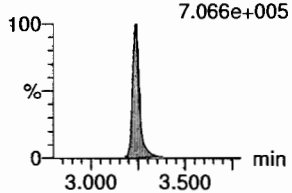

PFPeS
F15:MRM of 2 channels,ES-
349.1 > 80.1
1.045e+006

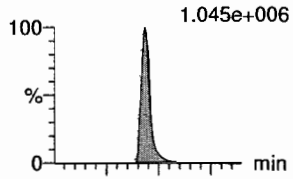

F15:MRM of 2 channels,ES-
349.1 > 99
7.311e+005

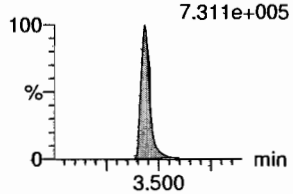

13C3-PFBA
F3:MRM of 1 channel,ES-
216.1 > 171.8
1.097e+005

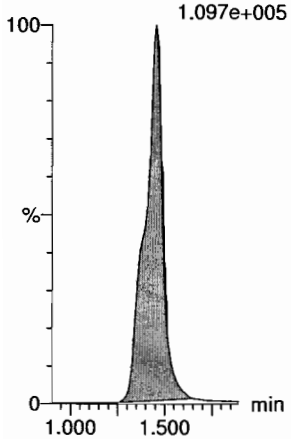

13C3-PFPeA
F6:MRM of 1 channel,ES-
266. > 221.8
2.447e+005

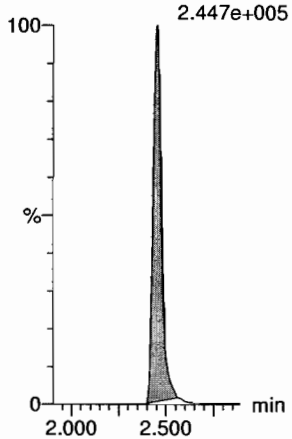

13C3-PFBS
F8:MRM of 1 channel,ES-
302. > 98.8
3.346e+004

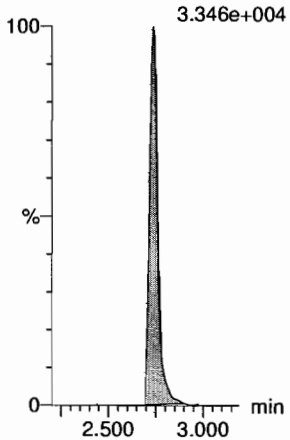

13C2-4:2 FTS
F13:MRM of 1 channel,ES-
329.2 > 308.9
9.833e+004

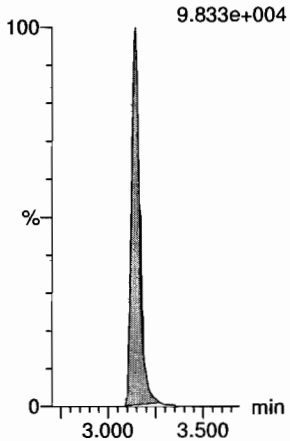

13C2-PFHxA
F10:MRM of 1 channel,ES-
315 > 270
2.196e+005

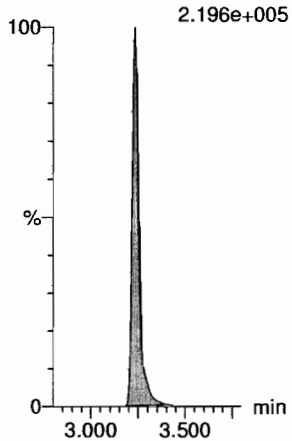

13C3-PFBS
F8:MRM of 1 channel,ES-
302. > 98.8
3.346e+004

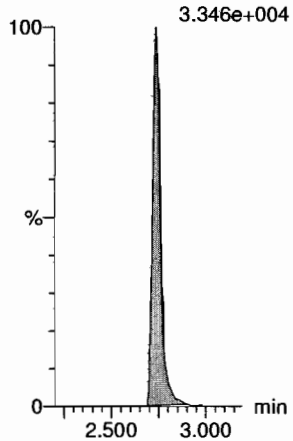

Vista Analytical Laboratory

Dataset: Z:\Projects\PFAS.PRO\Results\180925M1\180925M1-CRV.qld

Last Altered: Wednesday, September 26, 2018 09:51:37 Pacific Daylight Time
Printed: Wednesday, September 26, 2018 09:51:48 Pacific Daylight Time

Name: 180925M1_10, Date: 25-Sep-2018, Time: 14:31:55, ID: ST180925M1-9 PFC CS6 18I1709, Description: PFC CS6 18I1709

6:2 FTS

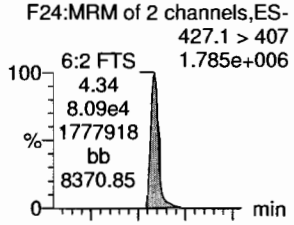

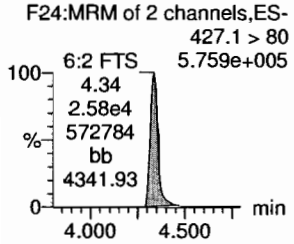

PFHpA

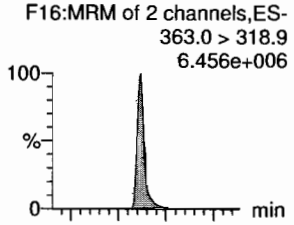

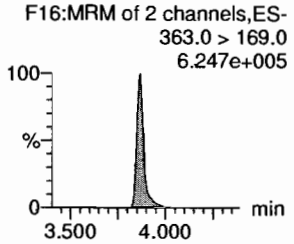

L-PFHxS

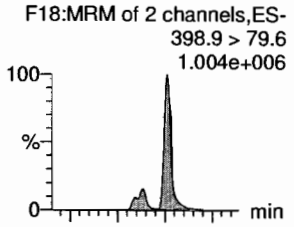

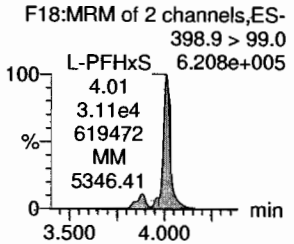

L-PFOA

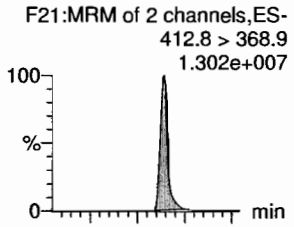

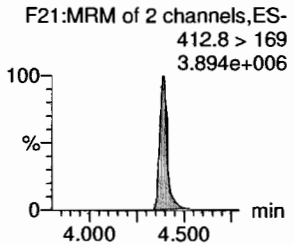

PFHpS

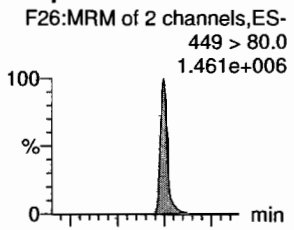

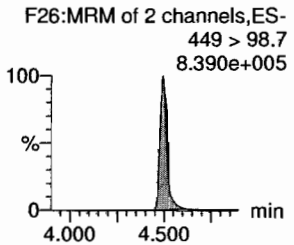

PFNA

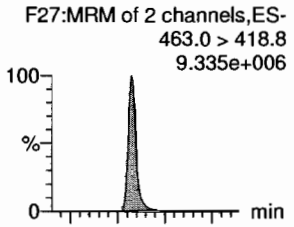

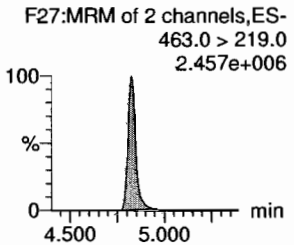

13C2-6:2 FTS

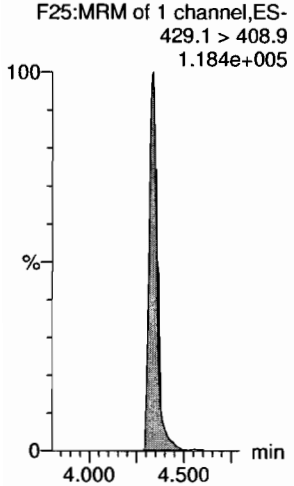

13C4-PFHpA

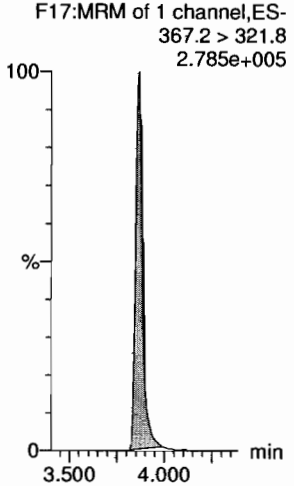

18O2-PFHxS

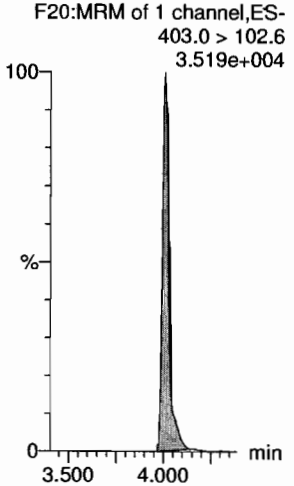

13C2-PFOA

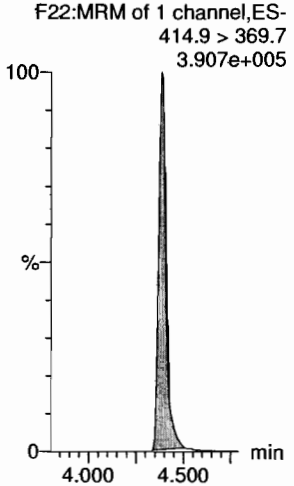

13C8-PFOS

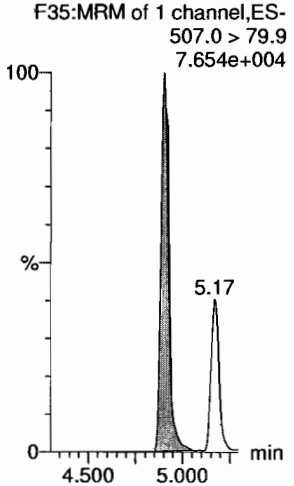

13C5-PFNA

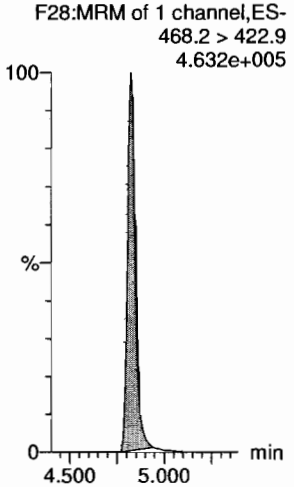

Dataset: Z:\Projects\PFAS.PRO\Results\180925M1\180925M1-CRV.qld

Last Altered: Wednesday, September 26, 2018 09:51:37 Pacific Daylight Time
Printed: Wednesday, September 26, 2018 09:51:48 Pacific Daylight Time

Name: 180925M1_10, Date: 25-Sep-2018, Time: 14:31:55, ID: ST180925M1-9 PFC CS6 18I1709, Description: PFC CS6 18I1709

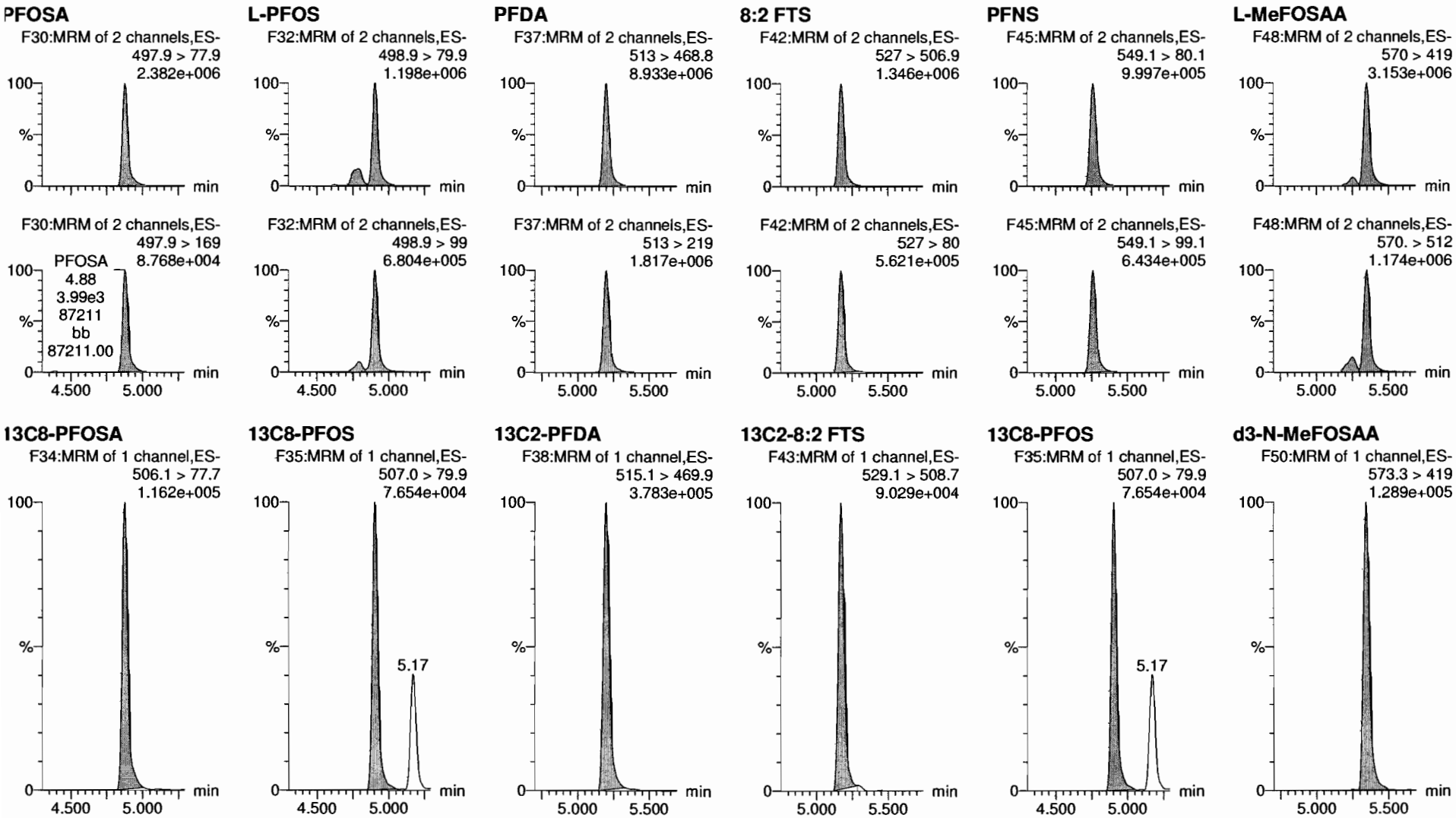

Vista Analytical Laboratory

Dataset: Z:\Projects\PFAS.PRO\Results\180925M1\180925M1-CRV.qld

Last Altered: Wednesday, September 26, 2018 09:51:37 Pacific Daylight Time
Printed: Wednesday, September 26, 2018 09:51:48 Pacific Daylight Time

Name: 180925M1_10, Date: 25-Sep-2018, Time: 14:31:55, ID: ST180925M1-9 PFC CS6 18I1709, Description: PFC CS6 18I1709

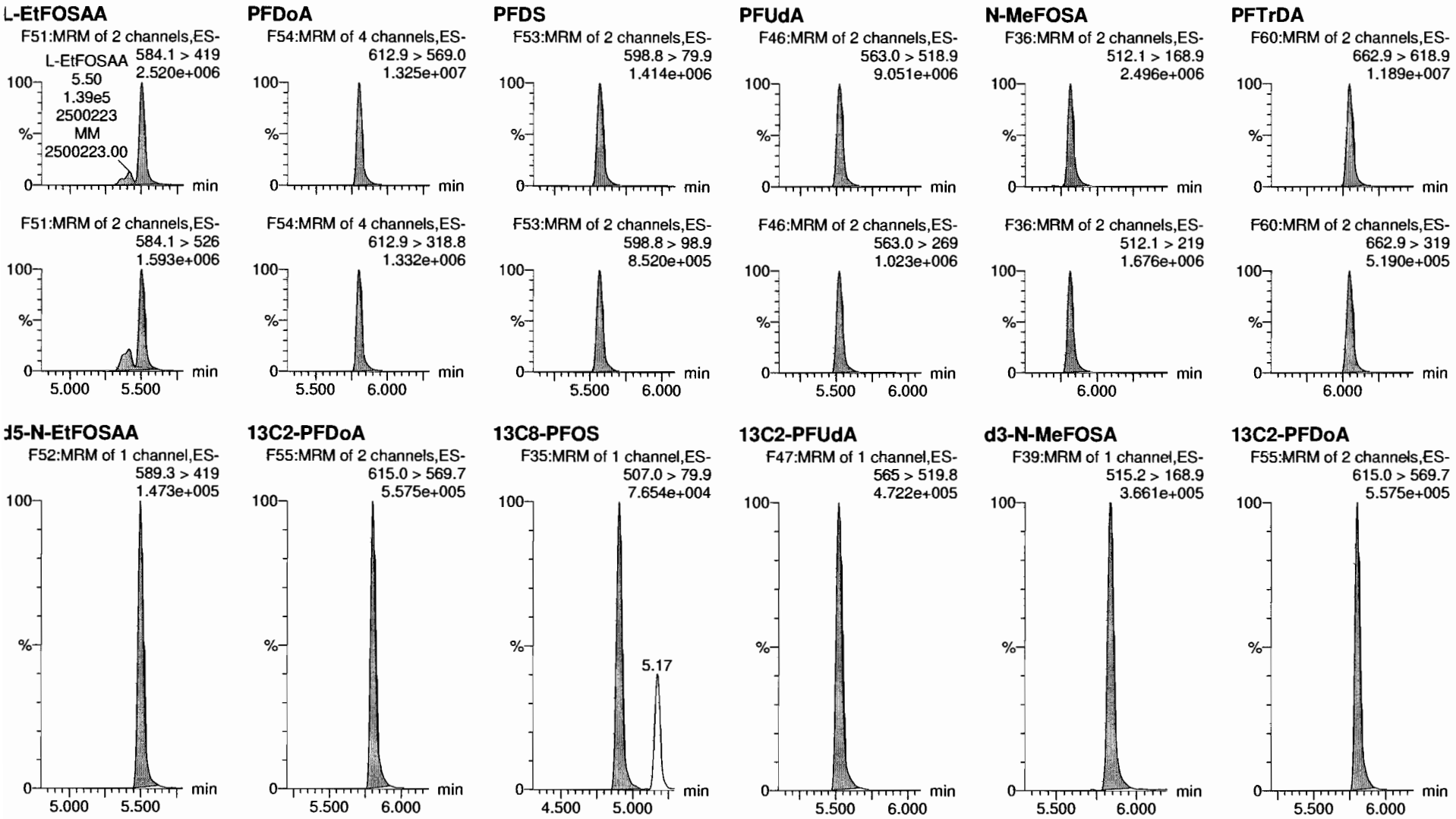

Vista Analytical Laboratory

Dataset: Z:\Projects\PFAS.PRO\Results\180925M1\180925M1-CRV.qld

Last Altered: Wednesday, September 26, 2018 09:51:37 Pacific Daylight Time
Printed: Wednesday, September 26, 2018 09:51:48 Pacific Daylight Time

Name: 180925M1_10, Date: 25-Sep-2018, Time: 14:31:55, ID: ST180925M1-9 PFC CS6 18I1709, Description: PFC CS6 18I1709

PFTeDA

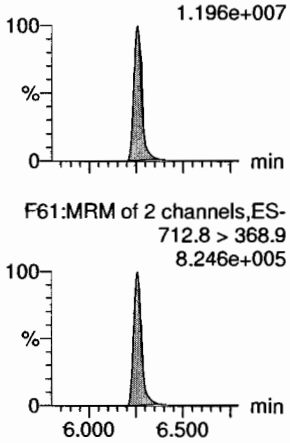

N-EtFOSA

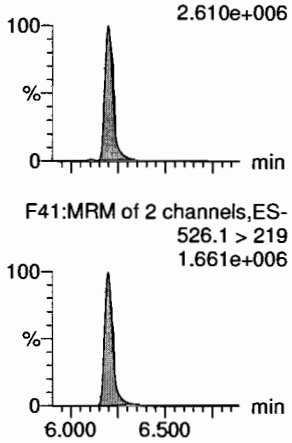

PFHxDA

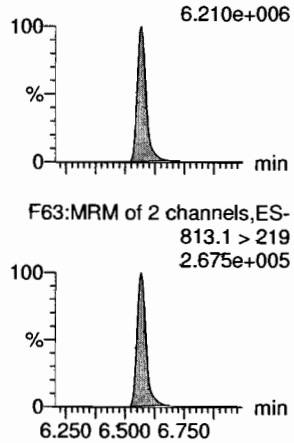

PFODA

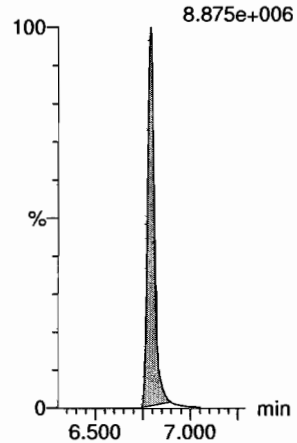

N-MeFOSE

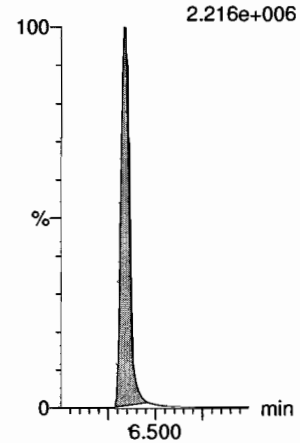

N-EtFOSE

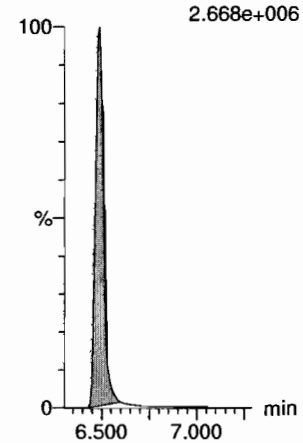

13C2-PFTeDA

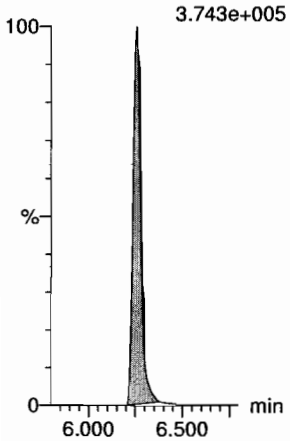

d5-N-ETFOSA

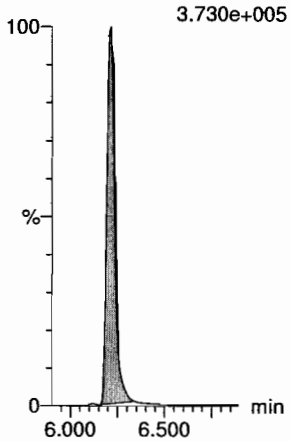

13C2-PFHxDA

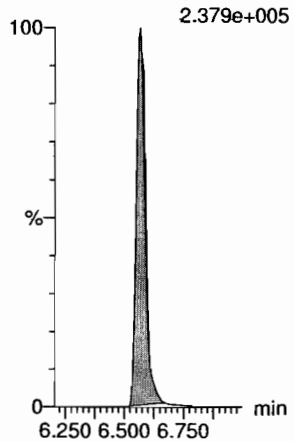

13C2-PFHxDA

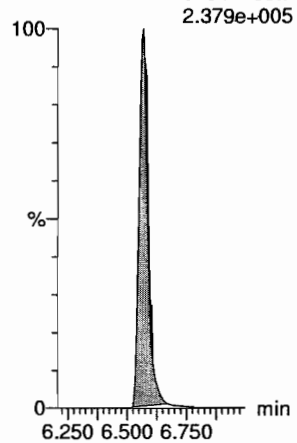

d7-N-MeFOSE

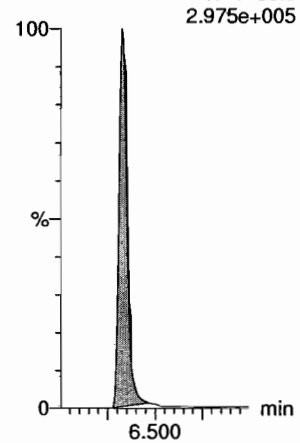

d9-N-EtFOSE

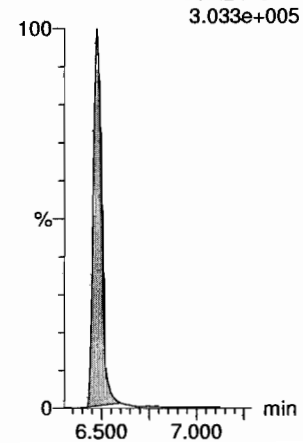

Dataset: Z:\Projects\PFAS.PRO\Results\180925M1\180925M1-CRV.qld

Last Altered: Wednesday, September 26, 2018 09:51:37 Pacific Daylight Time
Printed: Wednesday, September 26, 2018 09:51:48 Pacific Daylight Time

Name: 180925M1_10, Date: 25-Sep-2018, Time: 14:31:55, ID: ST180925M1-9 PFC CS6 18I1709, Description: PFC CS6 18I1709

13C4-PFBA

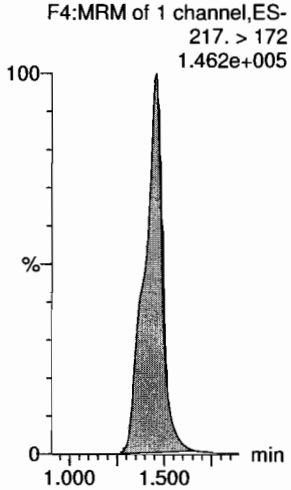

13C5-PFHxA

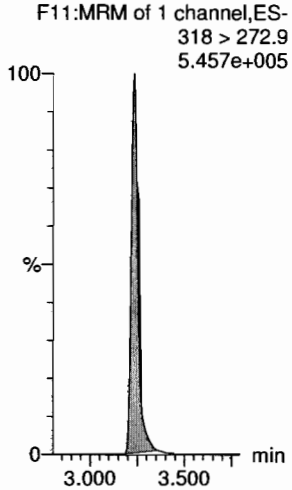

13C3-PFHxS

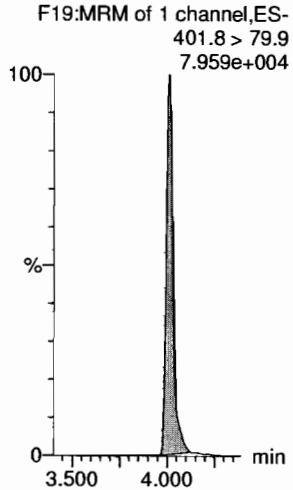

13C8-PFOA

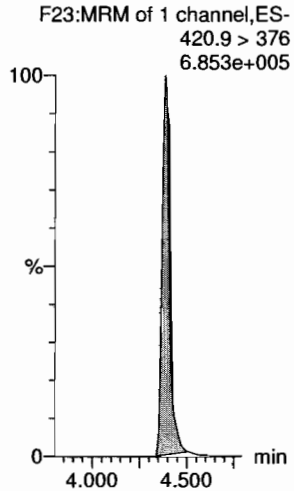

13C9-PFNA

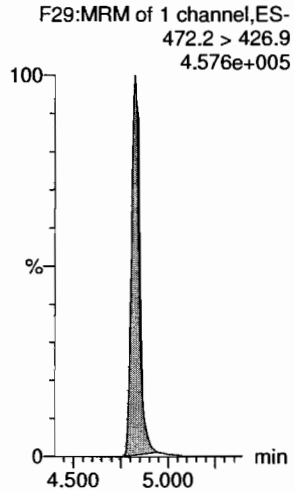

13C4-PFOS

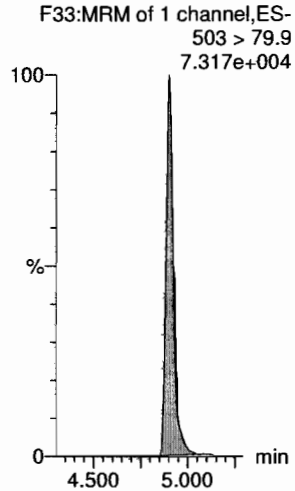

13C6-PFDA

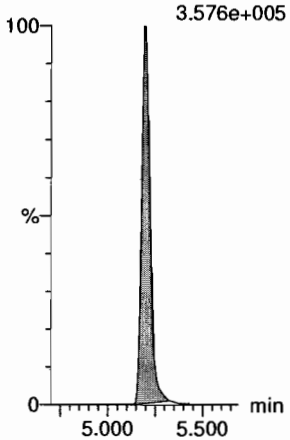

13C7-PFUdA

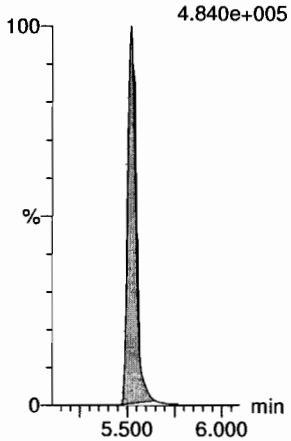

Vista Analytical Laboratory

Dataset: Z:\Projects\PFAS.PRO\Results\180925M1\180925M1-CRV.qld

Last Altered: Wednesday, September 26, 2018 09:51:37 Pacific Daylight Time
Printed: Wednesday, September 26, 2018 09:51:48 Pacific Daylight Time

Name: 180925M1_11, Date: 25-Sep-2018, Time: 14:42:27, ID: ST180925M1-10 PFC CS7 18I1710, Description: PFC CS7 18HI1710

PFBA
F2:MRM of 1 channel,ES-
213.0 > 168.8
4.567e+006

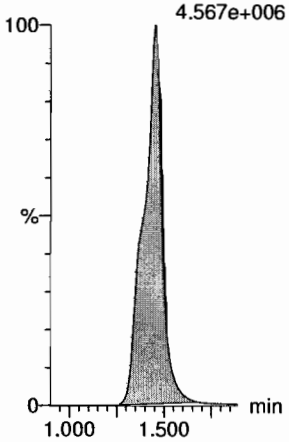

PFPeA
F5:MRM of 1 channel,ES-
263.1 > 218.9
8.435e+006

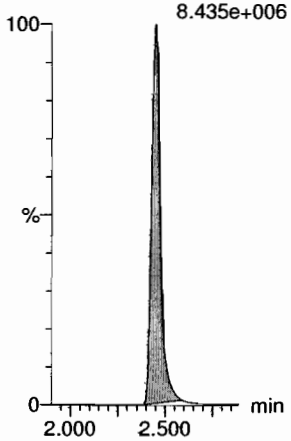

PFBS
F7:MRM of 2 channels,ES-
299.0 > 79.7
2.117e+006

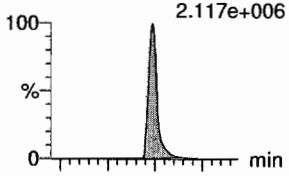

F7:MRM of 2 channels,ES-
299.0 > 99.0
7.730e+005

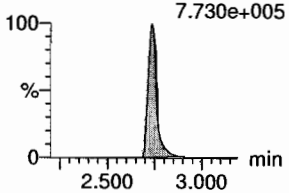

4:2 FTS
F12:MRM of 2 channels,ES-
327.2 > 307.2
2.387e+006

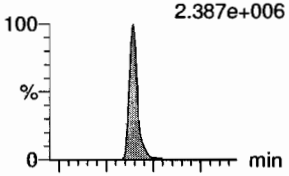

F12:MRM of 2 channels,ES-
327.2 > 81.1
1.203e+006

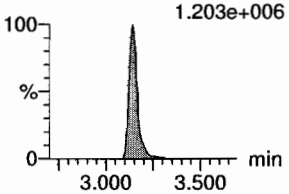

PFHxA
F9:MRM of 2 channels,ES-
313 > 269
1.814e+007

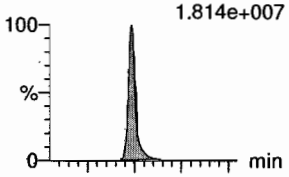

F9:MRM of 2 channels,ES-
313 > 118.9
1.223e+006

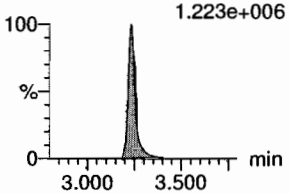

PFPeS
F15:MRM of 2 channels,ES-
349.1 > 80.1
1.743e+006

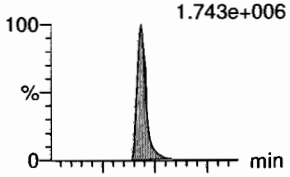

F15:MRM of 2 channels,ES-
349.1 > 99
1.216e+006

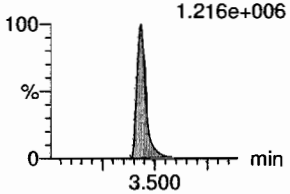

13C3-PFBA
F3:MRM of 1 channel,ES-
216.1 > 171.8
1.015e+005

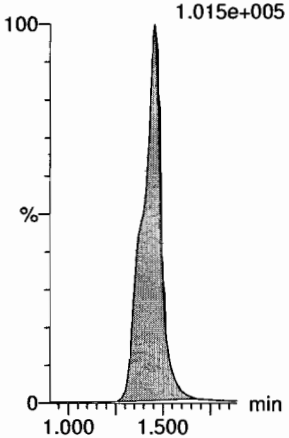

13C3-PFPeA
F6:MRM of 1 channel,ES-
266. > 221.8
2.143e+005

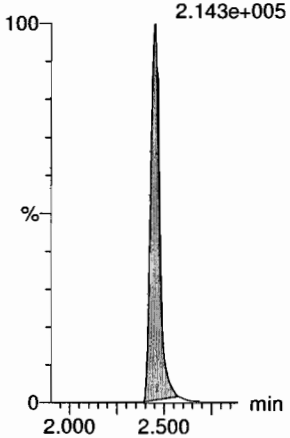

13C3-PFBS
F8:MRM of 1 channel,ES-
302. > 98.8
2.793e+004

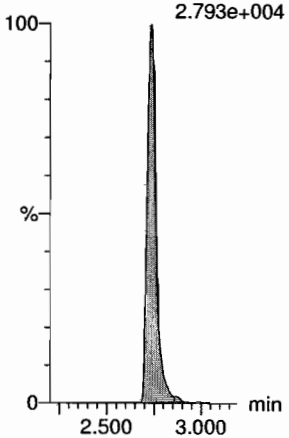

13C2-4:2 FTS
F13:MRM of 1 channel,ES-
329.2 > 308.9
1.284e+005

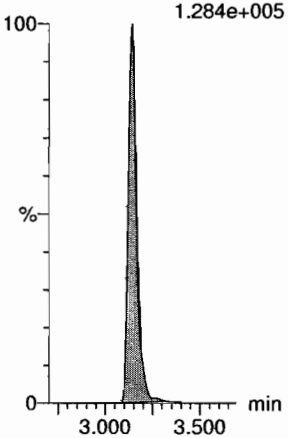

13C2-PFHxA
F10:MRM of 1 channel,ES-
315 > 270
1.947e+005

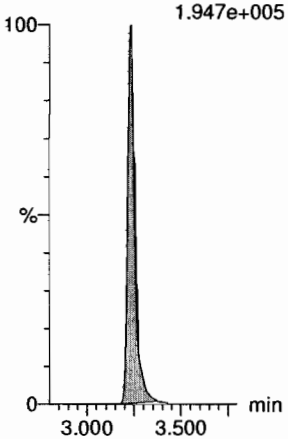

13C3-PFBS
F8:MRM of 1 channel,ES-
302. > 98.8
2.793e+004

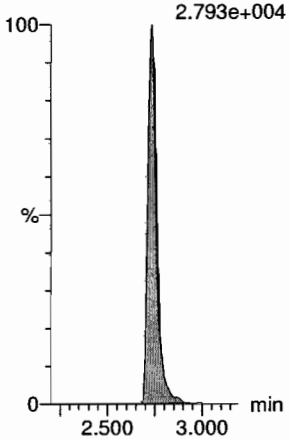

Dataset: Z:\Projects\PFAS.PRO\Results\180925M1\180925M1-CRV.qld

Last Altered: Wednesday, September 26, 2018 09:51:37 Pacific Daylight Time
Printed: Wednesday, September 26, 2018 09:51:48 Pacific Daylight Time

Name: 180925M1_11, Date: 25-Sep-2018, Time: 14:42:27, ID: ST180925M1-10 PFC CS7 18I1710, Description: PFC CS7 18HI1710

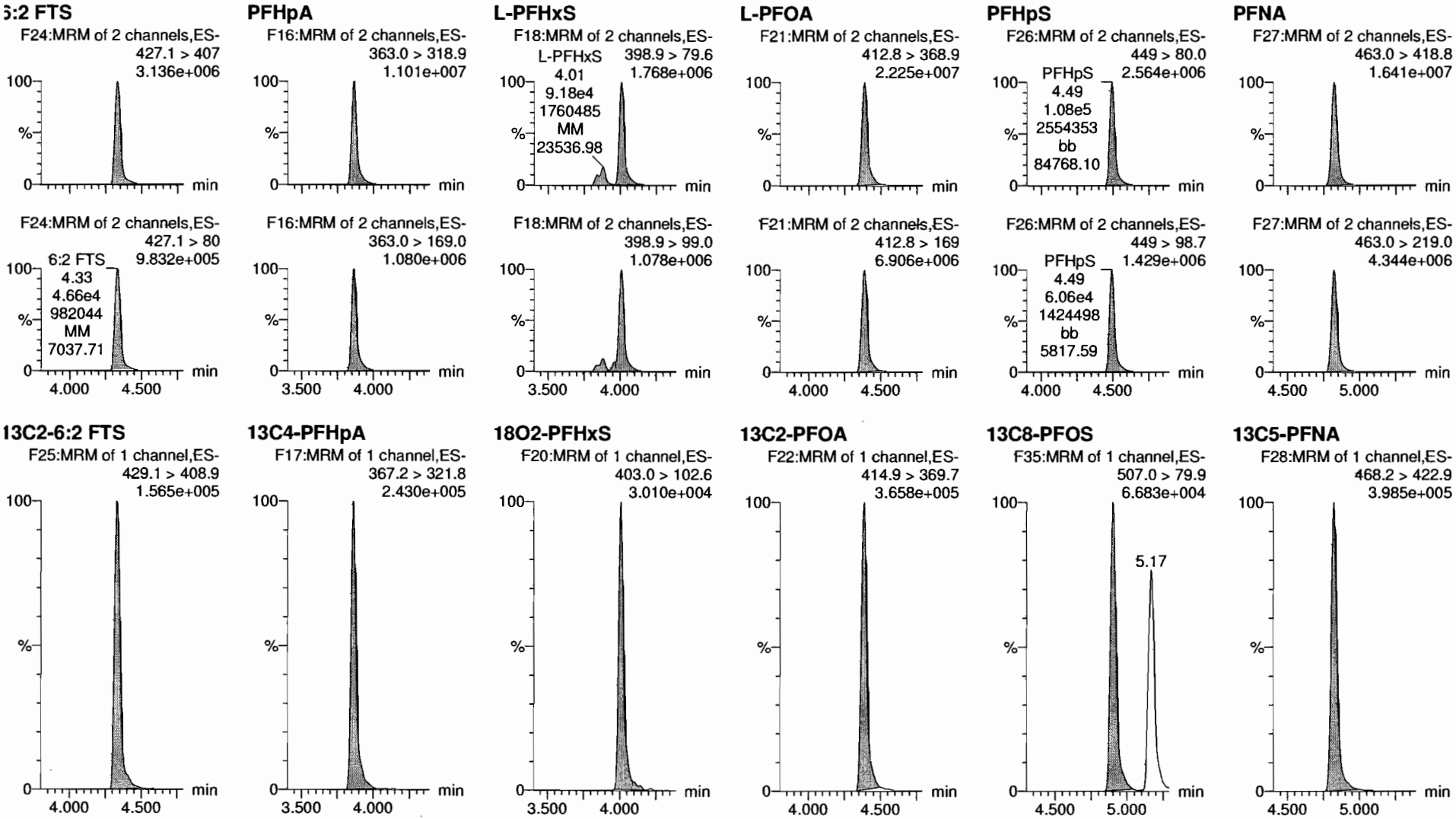

Vista Analytical Laboratory

Dataset: Z:\Projects\PFAS.PRO\Results\180925M1\180925M1-CRV.qld

Last Altered: Wednesday, September 26, 2018 09:51:37 Pacific Daylight Time
Printed: Wednesday, September 26, 2018 09:51:48 Pacific Daylight Time

Name: 180925M1_11, Date: 25-Sep-2018, Time: 14:42:27, ID: ST180925M1-10 PFC CS7 18I1710, Description: PFC CS7 18HI1710

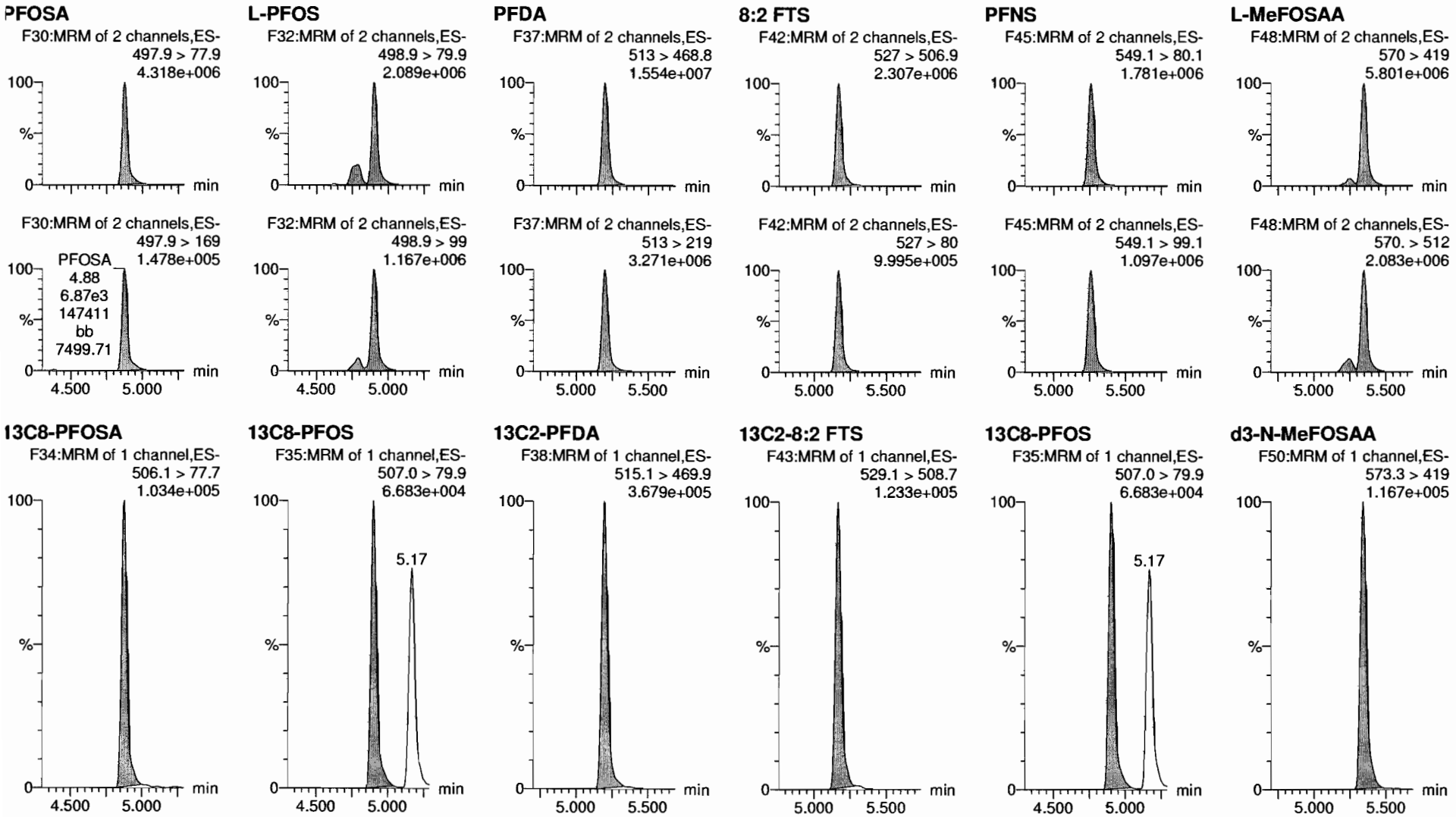

Vista Analytical Laboratory

Dataset: Z:\Projects\PFAS.PRO\Results\180925M1\180925M1-CRV.qld

Last Altered: Wednesday, September 26, 2018 09:51:37 Pacific Daylight Time
Printed: Wednesday, September 26, 2018 09:51:48 Pacific Daylight Time

Name: 180925M1_11, Date: 25-Sep-2018, Time: 14:42:27, ID: ST180925M1-10 PFC CS7 18I1710, Description: PFC CS7 18HI1710

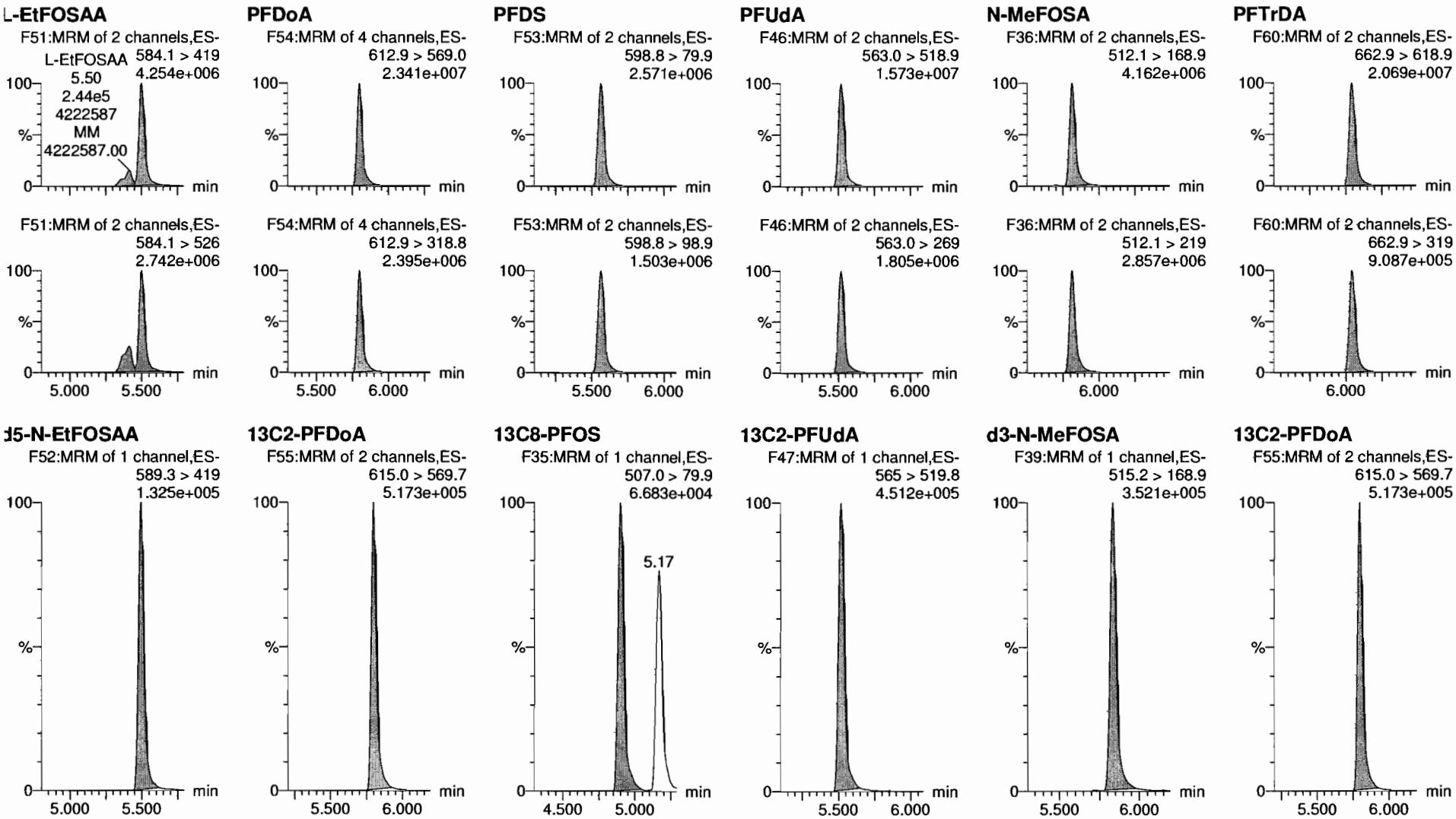

Dataset: Z:\Projects\PFAS.PRO\Results\180925M1\180925M1-CRV.qld

Last Altered: Wednesday, September 26, 2018 09:51:37 Pacific Daylight Time
Printed: Wednesday, September 26, 2018 09:51:48 Pacific Daylight Time

Name: 180925M1_11, Date: 25-Sep-2018, Time: 14:42:27, ID: ST180925M1-10 PFC CS7 18I1710, Description: PFC CS7 18HI1710

PFTeDA
F61:MRM of 2 channels,ES-
712.8 > 669.0
2.090e+007

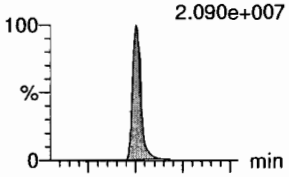

F61:MRM of 2 channels,ES-
712.8 > 368.9
1.372e+006

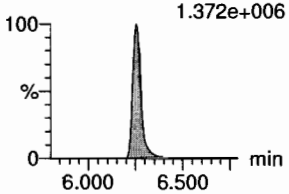

N-EtFOSA
F41:MRM of 2 channels,ES-
526.1 > 168.9
4.280e+006

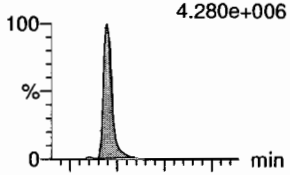

F41:MRM of 2 channels,ES-
526.1 > 219
2.699e+006

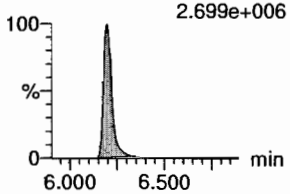

PFHxDA
F63:MRM of 2 channels,ES-
813.1 > 768.6
1.144e+007

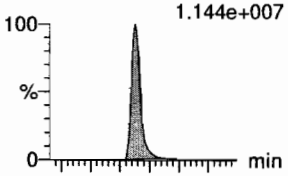

F63:MRM of 2 channels,ES-
813.1 > 219
5.239e+005

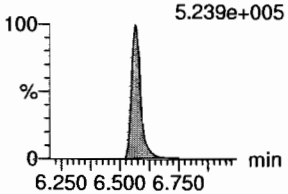

PFODA
F65:MRM of 1 channel,ES-
913.1 > 868.8
1.566e+007

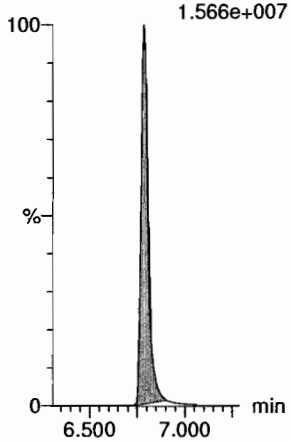

N-MeFOSE
F56:MRM of 1 channel,ES-
616.1 > 58.9
4.387e+006

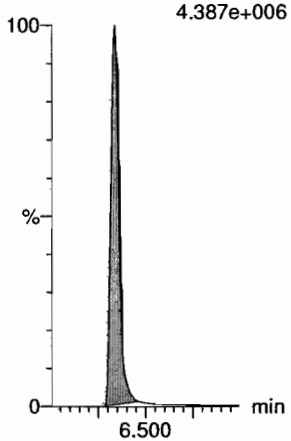

N-EtFOSE
F58:MRM of 1 channel,ES-
630.1 > 58.9
5.217e+006

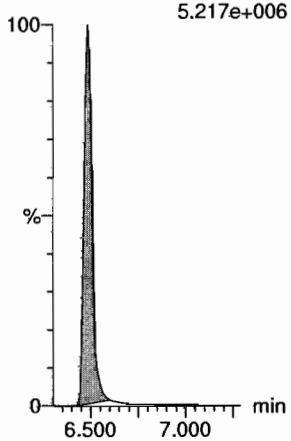

13C2-PFTeDA
F62:MRM of 2 channels,ES-
714.8 > 669.6
3.475e+005

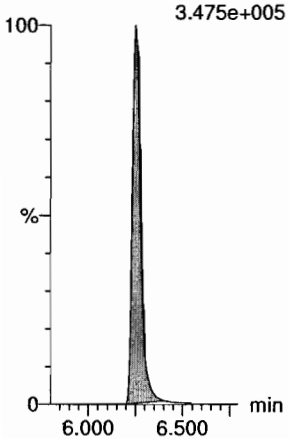

d5-N-ETFOSA
F44:MRM of 1 channel,ES-
531.1 > 168.9
3.384e+005

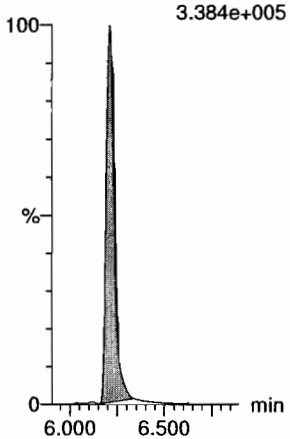

13C2-PFHxDA
F64:MRM of 1 channel,ES-
815 > 769.7
2.346e+005

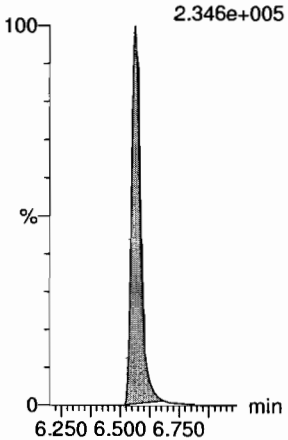

13C2-PFHxDA
F64:MRM of 1 channel,ES-
815 > 769.7
2.346e+005

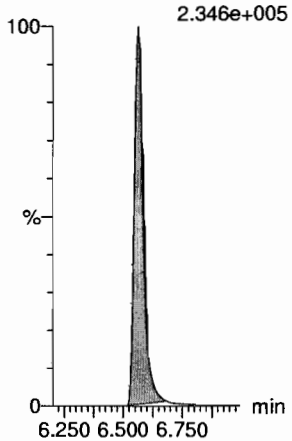

d7-N-MeFOSE
F57:MRM of 1 channel,ES-
623.1 > 58.9
2.888e+005

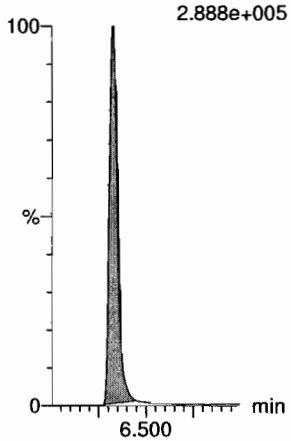

d9-N-EtFOSE
F59:MRM of 1 channel,ES-
639.2 > 58.8
3.029e+005

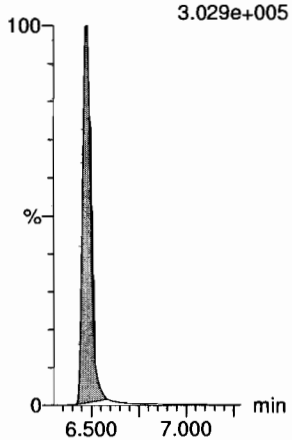

Vista Analytical Laboratory

Dataset: Z:\Projects\PFAS.PRO\Results\180925M1\180925M1-CRV.qld

Last Altered: Wednesday, September 26, 2018 09:51:37 Pacific Daylight Time
Printed: Wednesday, September 26, 2018 09:51:48 Pacific Daylight Time

Name: 180925M1_11, Date: 25-Sep-2018, Time: 14:42:27, ID: ST180925M1-10 PFC CS7 18I1710, Description: PFC CS7 18HI1710

13C4-PFBA

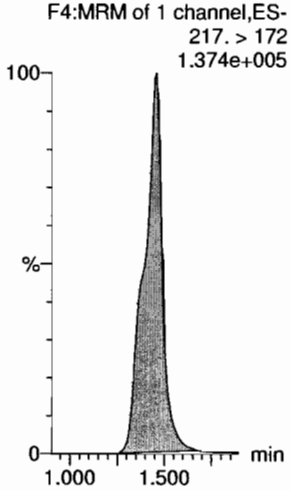

13C5-PFHxA

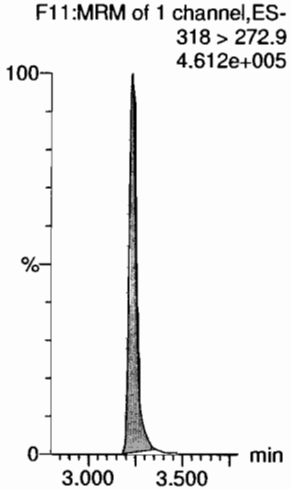

13C3-PFHxS

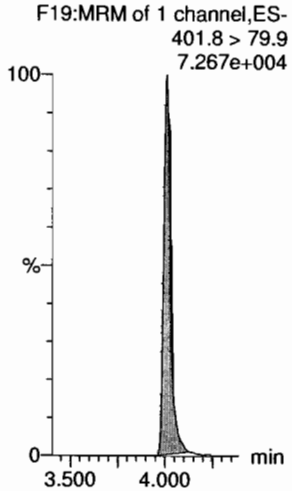

13C8-PFOA

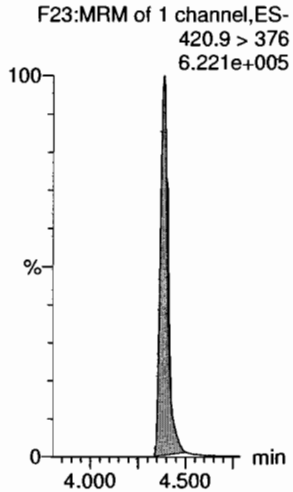

13C9-PFNA

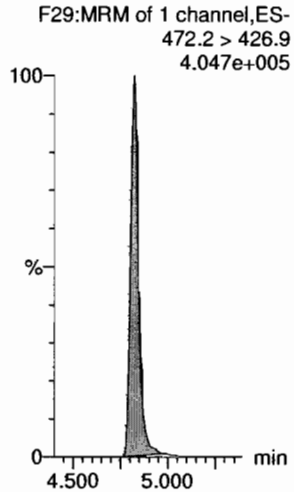

13C4-PFOS

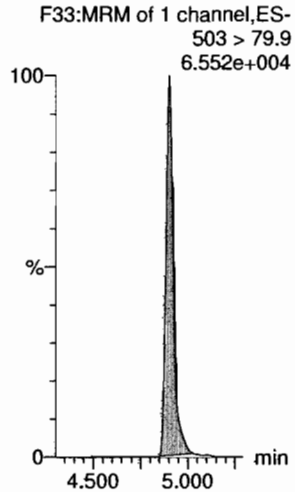

13C6-PFDA

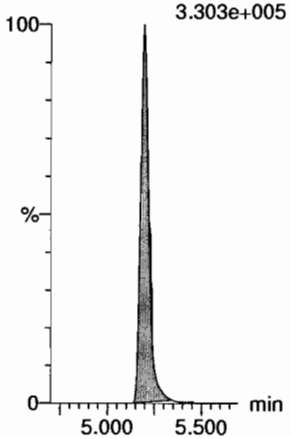

13C7-PFUdA

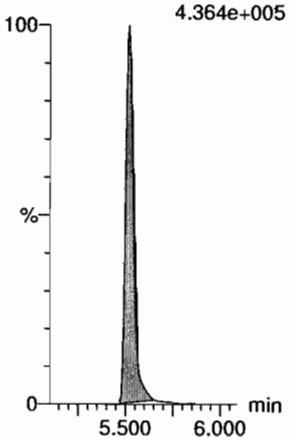

Dataset: Z:\Projects\PFAS.PRO\Results\180925M1\180925M1-icv.qld

Last Altered: Wednesday, September 26, 2018 10:35:50 Pacific Daylight Time
Printed: Wednesday, September 26, 2018 10:36:06 Pacific Daylight Time

√AD 9/26/18

Name: 180925M1_13, Date: 25-Sep-2018, Time: 15:03:38, ID: ICV180925M1-1 PFC ICV 18I1711, Description: PFC ICV 18I1711

	#	Name	Trace	Area	IS Area	wt/vol	RT	Response	Conc.	%Rec	Recovery ...	Ion Ratio	Ratio Out?
1	1	PFBA	213.0 > 168.8	10430.999	11445.830	1.00	1.45	11.392	10.0	99.8	NO		
2	2	PFPeA	263.1 > 218.9	10161.224	12999.548	1.00	2.45	9.771	9.7	96.6	NO		
3	3	PFBS	299.0 > 79.7	2503.804	1938.226	1.00	2.74	16.148	8.7	87.5	NO	3.073	NO
4	4	4:2 FTS	327.2>307.2	3000.877	2904.261	1.00	3.14	12.916	10.3	103.4	NO	1.952	NO
5	5	PFHxA	313 > 269	18737.066	9384.588	1.00	3.23	9.983	10.4	103.6	NO	15.805	NO
6	6	PFPeS	349.1>80.1	2083.514	1938.226	1.00	3.43	13.437	8.9	88.9	NO	1.467	NO
7	36	13C3-PFBA	216.1 > 171.8	11445.830	15686.427	1.00	1.45	9.121	12.3	98.7	NO		
8	37	13C3-PFPeA	266. > 221.8	12999.548	24288.082	1.00	2.45	6.690	12.2	97.5	NO		
9	38	13C3-PFBS	302. > 98.8	1938.226	3496.402	1.00	2.73	6.929	13.3	106.2	NO		
10	39	13C2-4:2 FTS	329.2>308.9	2904.261	3496.402	1.00	3.14	10.383	12.0	96.3	NO		
11	40	13C2-PFHxA	315 > 270	9384.588	24288.082	1.00	3.23	4.830	4.8	96.8	NO		
12	38	13C3-PFBS	302. > 98.8	1938.226	3496.402	1.00	2.73	6.929	13.3	106.2	NO		
13	-1												
14	10	6:2 FTS	427.1 > 407	3369.092	3113.240	1.00	4.33	13.527	9.6	96.0	NO	2.993	NO
15	7	PFHpA	363.0 > 318.9	11927.799	12713.759	1.00	3.86	11.727	10.1	100.9	NO	10.369	NO
16	8	L-PFHxS	398.9 > 79.6	1920.241	1459.186	1.00	4.01	16.450	9.2	92.0	NO	1.577	NO
17	11	L-PFOA	412.8 > 368.9	25548.156	18598.396	1.00	4.39	17.171	10.1	100.5	NO	3.257	NO
18	13	PFHpS	449 > 80.0	2444.498	3745.639	1.00	4.49	8.158	9.6	96.3	NO	1.819	NO
19	14	PFNA	463.0 > 418.8	19514.408	23404.754	1.00	4.82	10.422	10.1	100.7	NO	4.016	NO
20	43	13C2-6:2 FTS	429.1 > 408.9	3113.240	3178.825	1.00	4.33	12.242	13.4	107.1	NO		
21	41	13C4-PFHpA	367.2 > 321.8	12713.759	24288.082	1.00	3.86	6.543	12.4	99.3	NO		
22	42	18O2-PFHxS	403.0 > 102.6	1459.186	3496.402	1.00	4.01	5.217	11.9	95.5	NO		
23	44	13C2-PFOA	414.9 > 369.7	18598.396	34512.238	1.00	4.39	6.736	11.9	95.3	NO		
24	47	13C8-PFOS	507.0 > 79.9	3745.639	3178.825	1.00	4.90	14.729	14.0	111.9	NO		
25	45	13C5-PFNA	468.2 > 422.9	23404.754	24086.477	1.00	4.82	12.146	12.3	98.2	NO		
26	-1												
27	15	PFOSA	497.9 > 77.9	4692.802	5775.802	1.00	4.88	10.156	9.9	98.7	NO	31.125	NO
28	16	L-PFOS	498.9 > 79.9	2852.207	3745.639	1.00	4.90	9.518	9.6	96.0	NO	1.949	NO
29	18	PFDA	513 > 468.8	20418.777	22128.414	1.00	5.19	11.534	9.2	92.2	NO	4.932	NO
30	19	8:2 FTS	527 > 506.9	3160.555	2763.911	1.00	5.17	14.294	9.3	92.8	NO	2.299	NO
31	20	PFNS	549.1 > 80.1	2115.053	3745.639	1.00	5.26	7.058	9.5	95.4	NO	1.481	NO
32	21	L-MeFOSAA	570 > 419	8720.895	6752.276	1.00	5.35	16.144	11.1	111.1	NO	2.770	NO
33	46	13C8-PFOSA	506.1 > 77.7	5775.802	28315.482	1.00	4.88	2.550	12.2	97.2	NO		
34	47	13C8-PFOS	507.0 > 79.9	3745.639	3178.825	1.00	4.90	14.729	14.0	111.9	NO		

9/26/18

Dataset: Z:\Projects\PFAS.PRO\Results\180925M1\180925M1-icv.qld

Last Altered: Wednesday, September 26, 2018 10:35:50 Pacific Daylight Time
Printed: Wednesday, September 26, 2018 10:36:06 Pacific Daylight Time

(A) Not in ICV.

Name: 180925M1_13, Date: 25-Sep-2018, Time: 15:03:38, ID: ICV180925M1-1 PFC ICV 18I1711, Description: PFC ICV 18I1711

	#	Name	Trace	Area	IS Area	wt/vol	RT	Response	Conc.	%Rec	Recovery ...	Ion Ratio	Ratio Out?
35	48	13C2-PFDA	515.1 > 469.9	22128.414	21461.328	1.00	5.19	12.889	12.1	96.5	NO		
36	49	13C2-8:2 FTS	529.1 > 508.7	2763.911	3178.825	1.00	5.17	10.868	14.9	119.2	NO		
37	47	13C8-PFOS	507.0 > 79.9	3745.639	3178.825	1.00	4.90	14.729	14.0	111.9	NO		
38	50	d3-N-MeFOSAA	573.3 > 419	6752.276	28315.482	1.00	5.34	2.981	12.1	97.1	NO		
39	-1												
40	23	L-EtFOSAA	584.1 > 419	7454.454	7784.447	1.00	5.50	11.970	11.3	112.9	NO	1.568	NO
41	27	PFDoA	612.9 > 569.0	27361.615	25882.336	1.00	5.80	13.214	10.4	104.0	NO	9.920	NO
42	26	PFDS	598.8 > 79.9	3006.628	3745.639	1.00	5.56	10.034	9.8	98.3	NO	1.752	NO
43	25	PFUdA	563.0 > 518.9	20869.588	27497.637	1.00	5.52	9.487	9.4	94.4	NO	9.032	NO
44	28	N-MeFOSA	512.1 > 168.9		17565.016	1.00					NO		
45	29	PFTrDA	662.9 > 618.9	26204.691	25882.336	1.00	6.04	12.656	9.7	96.9	NO	23.754	NO
46	52	d5-N-EtFOSAA	589.3 > 419	7784.447	28315.482	1.00	5.50	3.436	12.4	99.4	NO		
47	53	13C2-PFDoA	615.0 > 569.7	25882.336	21461.328	1.00	5.80	15.075	11.7	93.6	NO		
48	47	13C8-PFOS	507.0 > 79.9	3745.639	3178.825	1.00	4.90	14.729	14.0	111.9	NO		
49	51	13C2-PFUdA	565 > 519.8	27497.637	28315.482	1.00	5.52	12.139	12.6	100.5	NO		
50	54	d3-N-MeFOSA	515.2 > 168.9	17565.016	28315.482	1.00	5.84	7.754	147.7	98.5	NO		
51	53	13C2-PFDoA	615.0 > 569.7	25882.336	21461.328	1.00	5.80	15.075	11.7	93.6	NO		
52	-1									(A)			
53	30	PFTeDA	712.8 > 669.0	25036.207	17767.895	1.00	6.25	17.613	9.9	98.8	NO	14.773	NO
54	31	N-EtFOSA	526.1 > 168.9		20183.559	1.00					NO		
55	32	PFHxDA	813.1 > 768.6		10045.912	1.00				(A)	NO		
56	33	PFODA	913.1 > 868.8		10045.912	1.00					NO		
57	34	N-MeFOSE	616.1 > 58.9		13875.110	1.00					NO		
58	35	N-EtFOSE	630.1 > 58.9		14173.549	1.00					NO		
59	55	13C2-PFTeDA	714.8 > 669.6	17767.895	28315.482	1.00	6.25	7.844	12.4	99.0	NO		
60	56	d5-N-ETFOSA	531.1 > 168.9	20183.559	28315.482	1.00	6.21	8.910	152.8	101.8	NO		
61	57	13C2-PFHxDA	815 > 769.7	10045.912	28315.482	1.00	6.56	4.435	4.7	94.5	NO		
62	57	13C2-PFHxDA	815 > 769.7	10045.912	28315.482	1.00	6.56	4.435	4.7	94.5	NO		
63	58	d7-N-MeFOSE	623.1 > 58.9	13875.110	28315.482	1.00	6.33	6.125	141.9	94.6	NO		
64	59	d9-N-EtFOSE	639.2 > 58.8	14173.549	28315.482	1.00	6.48	6.257	144.0	96.0	NO		
65	-1												
66	60	13C4-PFBA	217. > 172	15686.427	15686.427	1.00	1.46	12.500	12.5	100.0	NO		
67	61	13C5-PFHxA	318 > 272.9	24288.082	24288.082	1.00	3.23	12.500	12.5	100.0	NO		
68	62	13C3-PFHxS	401.8 > 79.9	3496.402	3496.402	1.00	4.01	12.500	12.5	100.0	NO		

Dataset: Z:\Projects\PFAS.PRO\Results\180925M1\180925M1-icv.qld

Last Altered: Wednesday, September 26, 2018 10:35:50 Pacific Daylight Time
Printed: Wednesday, September 26, 2018 10:36:06 Pacific Daylight Time

Name: 180925M1_13, Date: 25-Sep-2018, Time: 15:03:38, ID: ICV180925M1-1 PFC ICV 18I1711, Description: PFC ICV 18I1711

	#	Name	Trace	Area	IS Area	wt/vol	RT	Response	Conc.	%Rec	Recovery ...	Ion Ratio	Ratio Out?
69	63	13C8-PFOA	420.9 > 376	34512.238	34512.238	1.00	4.39	12.500	12.5	100.0	NO		
70	64	13C9-PFNA	472.2 > 426.9	24086.477	24086.477	1.00	4.82	12.500	12.5	100.0	NO		
71	65	13C4-PFOS	503 > 79.9	3178.825	3178.825	1.00	4.90	12.500	12.5	100.0	NO		
72	66	13C6-PFDA	519.1 > 473.7	21461.328	21461.328	1.00	5.19	12.500	12.5	100.0	NO		
73	67	13C7-PFUdA	570.1 > 524.8	28315.482	28315.482	1.00	5.52	12.500	12.5	100.0	NO		

Dataset: Z:\Projects\PFAS.PRO\Results\180925M1\180925M1-icv.qld

Last Altered: Wednesday, September 26, 2018 10:35:50 Pacific Daylight Time
Printed: Wednesday, September 26, 2018 10:36:06 Pacific Daylight Time

Method: Z:\Projects\PFAS.PRO\MethDB\PFAS_FULL_80C_092518.mdb 26 Sep 2018 09:51:35
Calibration: Z:\Projects\PFAS.PRO\CurveDB\C18_VAL-PFAS_Q4_09-25-18.cdb 26 Sep 2018 10:07:46

Name: 180925M1_13, Date: 25-Sep-2018, Time: 15:03:38, ID: ICV180925M1-1 PFC ICV 18I1711, Description: PFC ICV 18I1711

PFBA

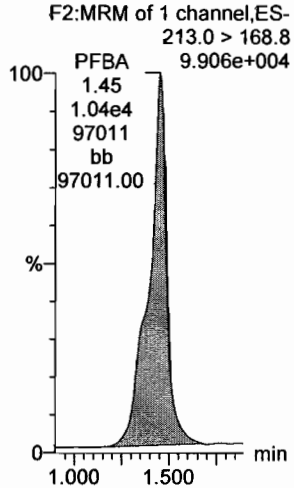

PFPeA

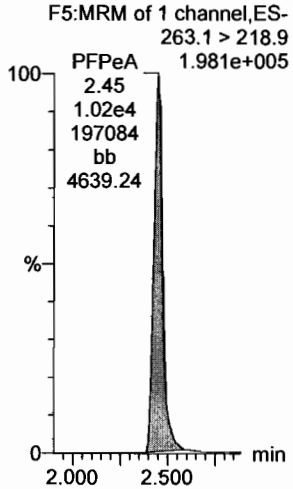

PFBS

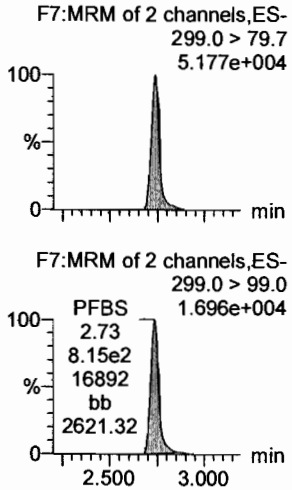

4:2 FTS

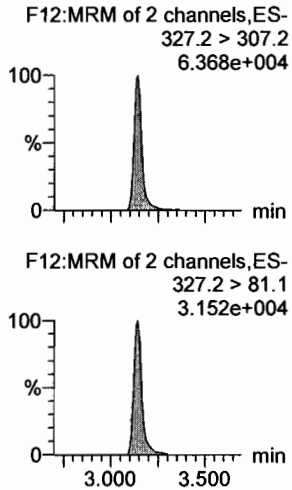

PFHxA

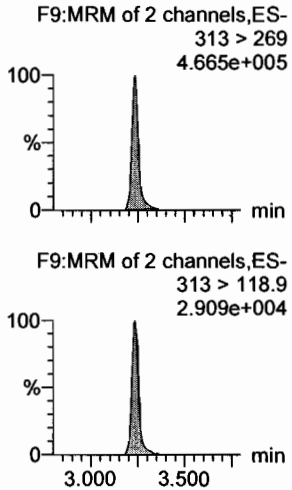

PFPeS

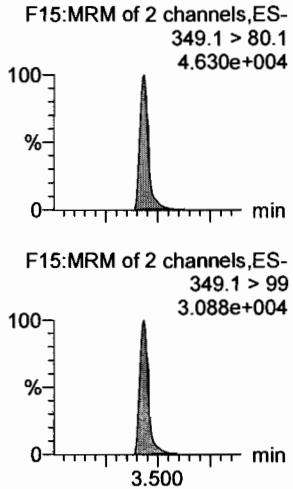

13C3-PFBA

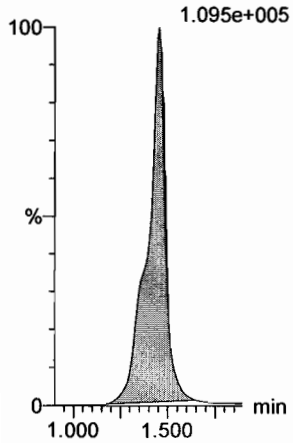

13C3-PFPeA

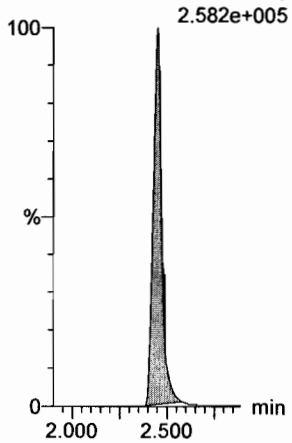

13C3-PFBS

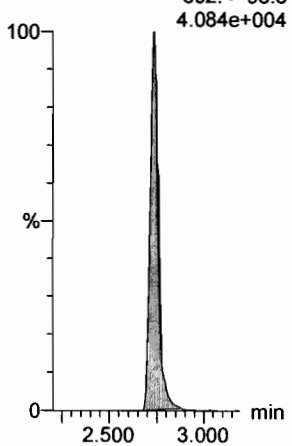

13C2-4:2 FTS

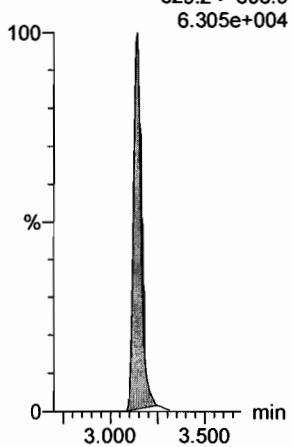

13C2-PFHxA

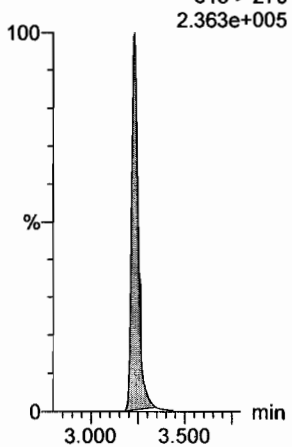

13C3-PFBS

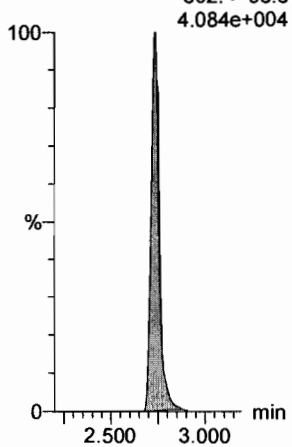

Dataset: Z:\Projects\PFAS.PRO\Results\180925M1\180925M1-icv.qld

Last Altered: Wednesday, September 26, 2018 10:35:50 Pacific Daylight Time
Printed: Wednesday, September 26, 2018 10:36:06 Pacific Daylight Time

Name: 180925M1_13, Date: 25-Sep-2018, Time: 15:03:38, ID: ICV180925M1-1 PFC ICV 18I1711, Description: PFC ICV 18I1711

6:2 FTS

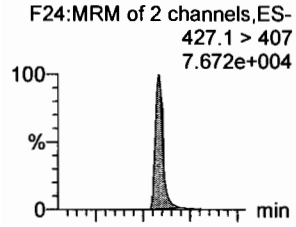

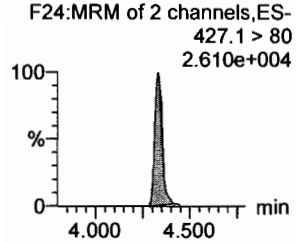

PFHpA

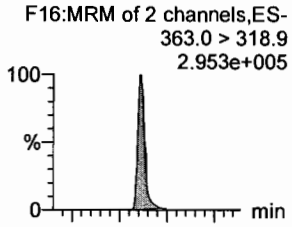

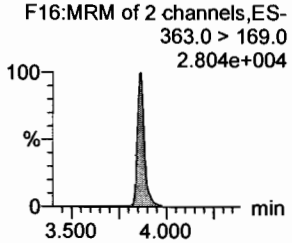

L-PFHxS

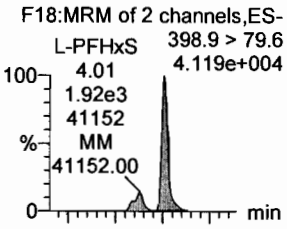

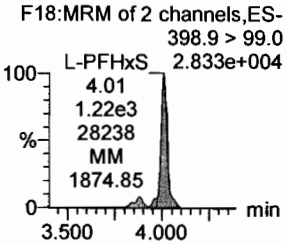

L-PFOA

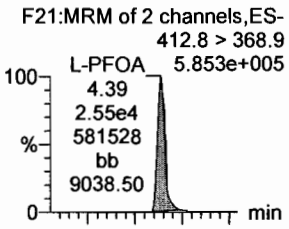

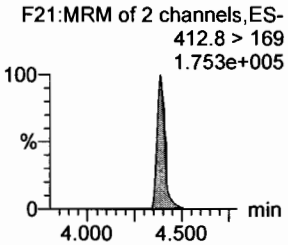

PFHpS

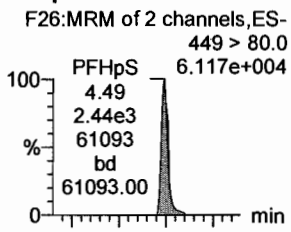

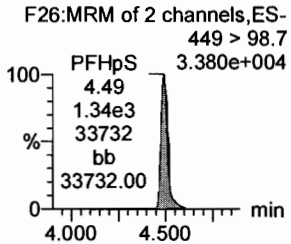

PFNA

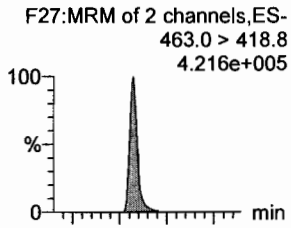

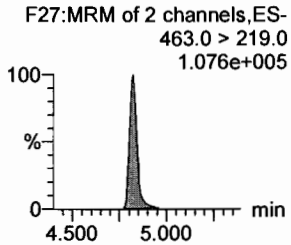

13C2-6:2 FTS



13C4-PFHpA

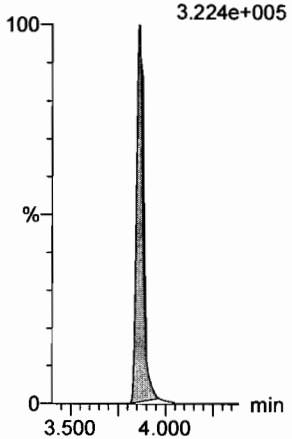

18O2-PFHxS

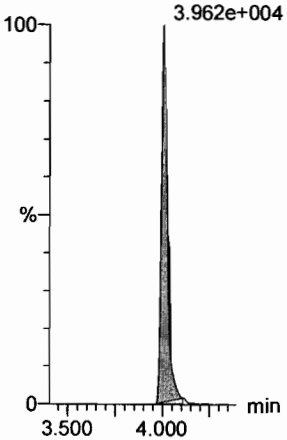

13C2-PFOA

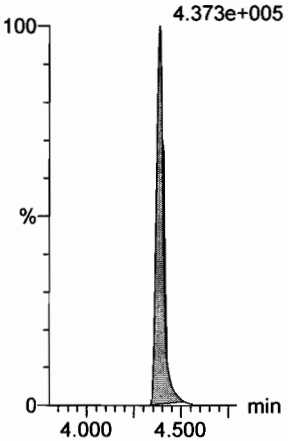

13C8-PFOS

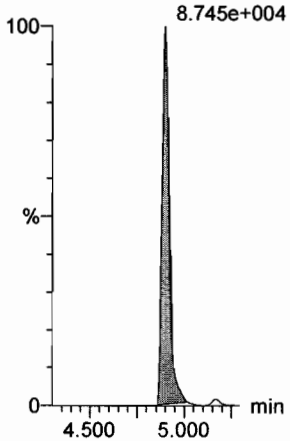

13C5-PFNA

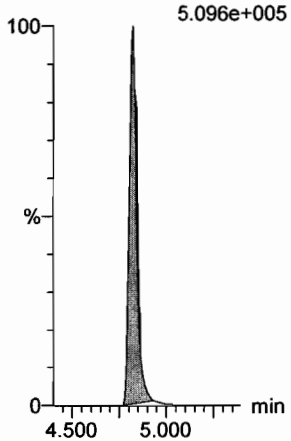

Dataset: Z:\Projects\PFAS.PRO\Results\180925M1\180925M1-icv.qld

Last Altered: Wednesday, September 26, 2018 10:35:50 Pacific Daylight Time
Printed: Wednesday, September 26, 2018 10:36:06 Pacific Daylight Time

Name: 180925M1_13, Date: 25-Sep-2018, Time: 15:03:38, ID: ICV180925M1-1 PFC ICV 18I1711, Description: PFC ICV 18I1711

PFOSA

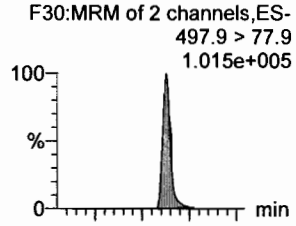

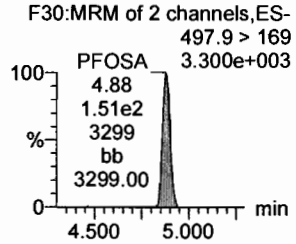

L-PFOS

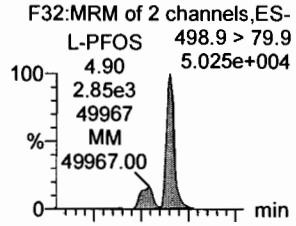

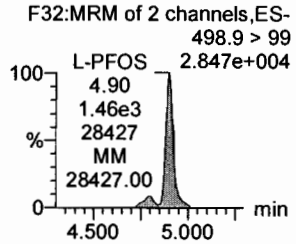

PFDA

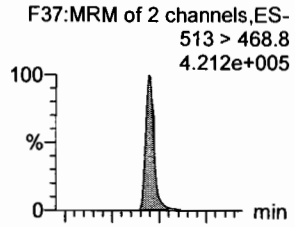

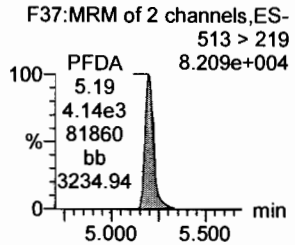

8:2 FTS

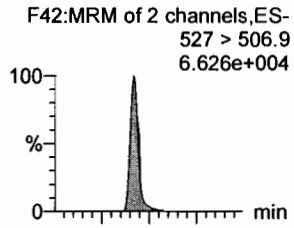

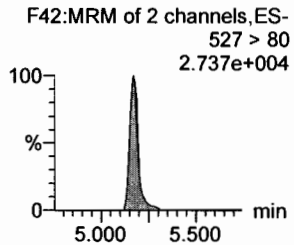

PFNS

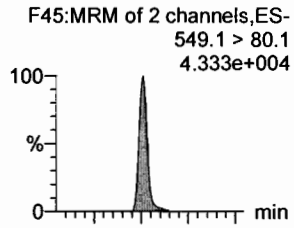

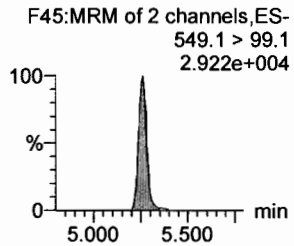

L-MeFOSAA

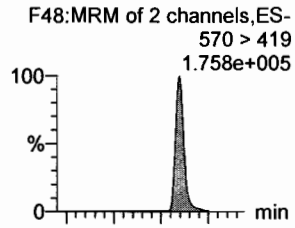

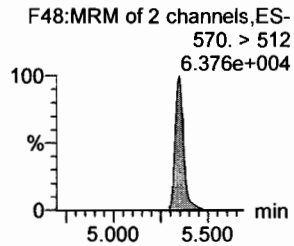

13C8-PFOSA

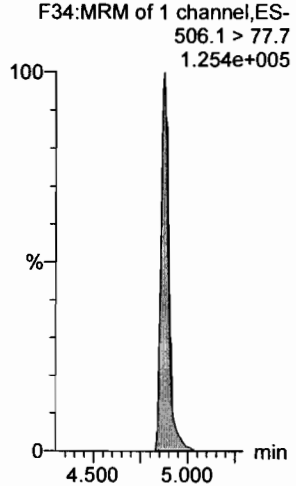

13C8-PFOS

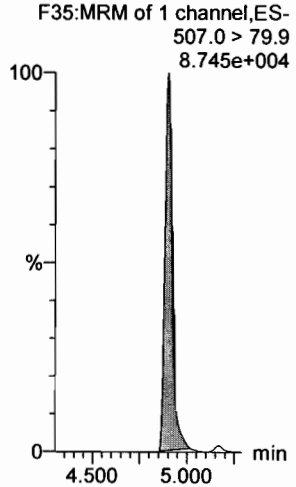

13C2-PFDA

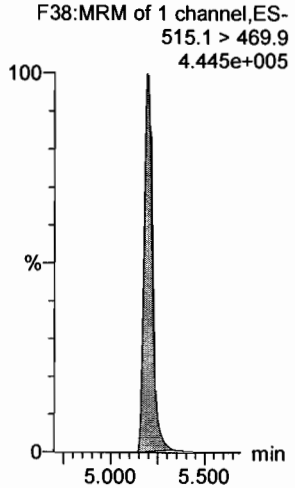

13C2-8:2 FTS

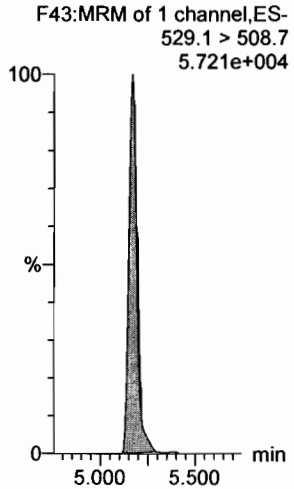

13C8-PFOS

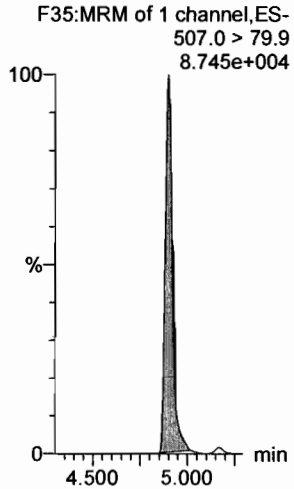

d3-N-MeFOSAA

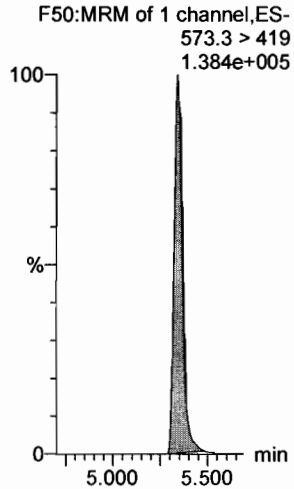

Dataset: Z:\Projects\PFAS.PRO\Results\180925M1\180925M1-icv.qld

Last Altered: Wednesday, September 26, 2018 10:35:50 Pacific Daylight Time
Printed: Wednesday, September 26, 2018 10:36:06 Pacific Daylight Time

Name: 180925M1_13, Date: 25-Sep-2018, Time: 15:03:38, ID: ICV180925M1-1 PFC ICV 18I1711, Description: PFC ICV 18I1711

L-EtFOSAA

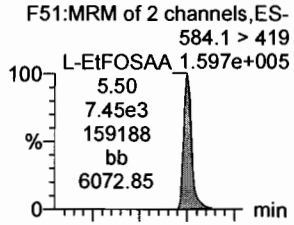

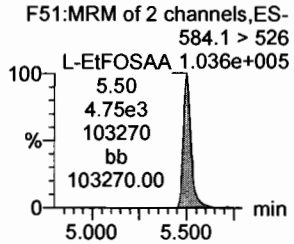

PFDoA

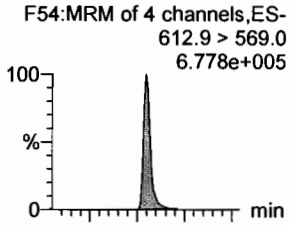

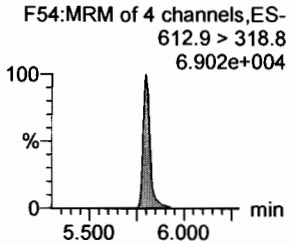

PFDS

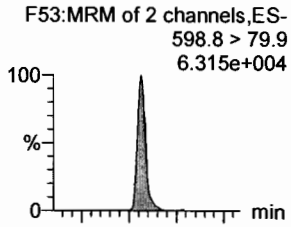

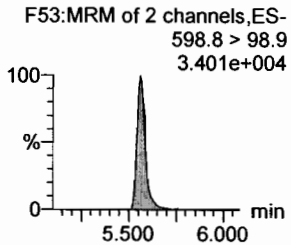

PFUdA

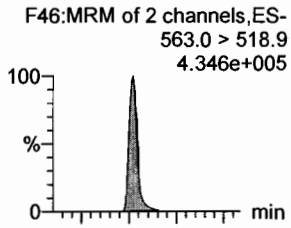

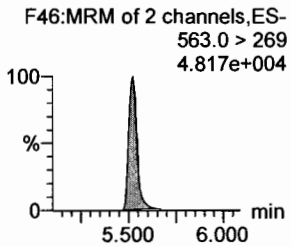

N-MeFOSA

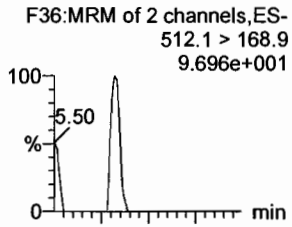

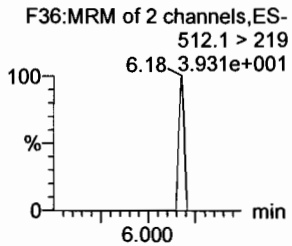

PFTrDA

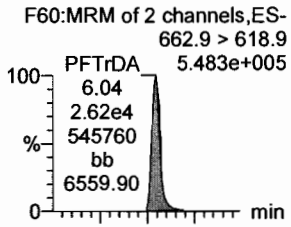

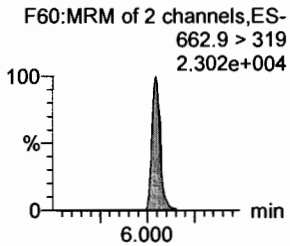

d5-N-EtFOSAA

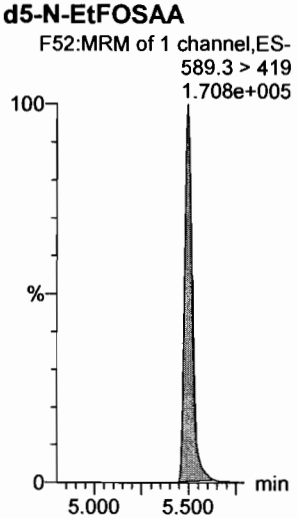

13C2-PFDoA

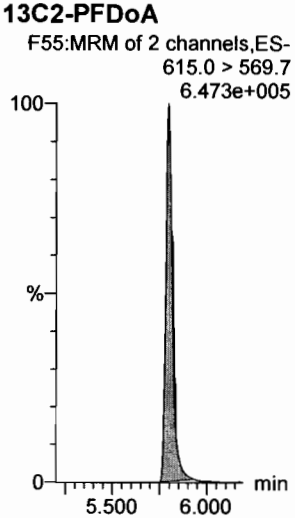

13C8-PFOS

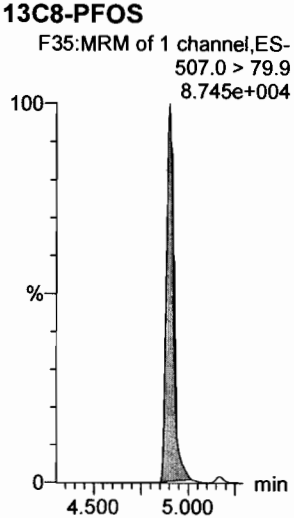

13C2-PFUdA

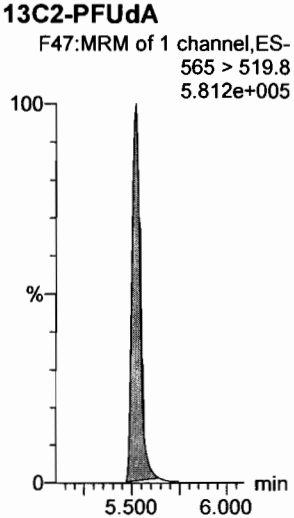

d3-N-MeFOSA

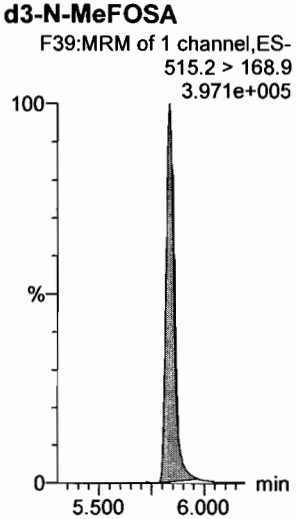

13C2-PFDoA

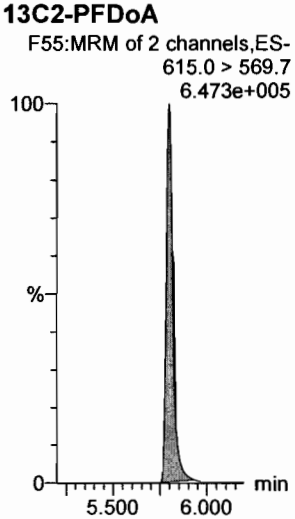

Dataset: Z:\Projects\PFAS.PRO\Results\180925M1\180925M1-icv.qld

Last Altered: Wednesday, September 26, 2018 10:35:50 Pacific Daylight Time
Printed: Wednesday, September 26, 2018 10:36:06 Pacific Daylight Time

Name: 180925M1_13, Date: 25-Sep-2018, Time: 15:03:38, ID: ICV180925M1-1 PFC ICV 18I1711, Description: PFC ICV 18I1711

PFTeDA

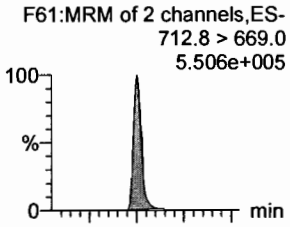

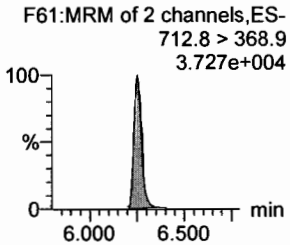

N-EtFOSA

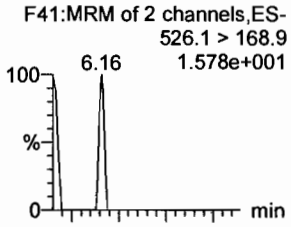

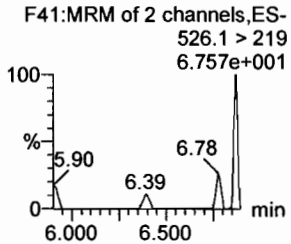

PFHxDA

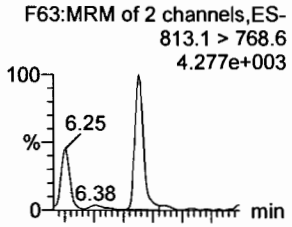

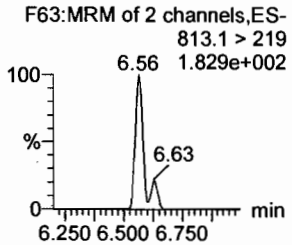

PFODA



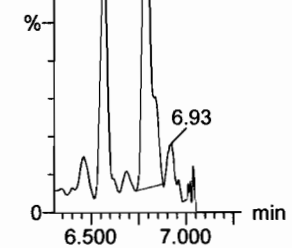

N-MeFOSE

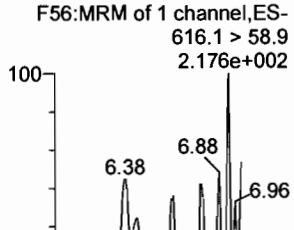

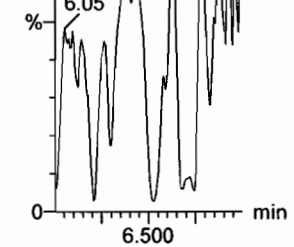

N-EtFOSE

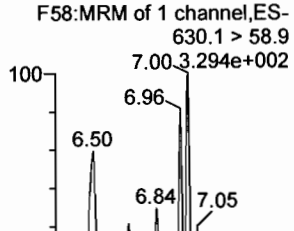

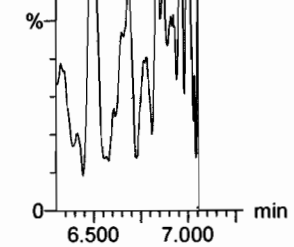

13C2-PFTeDA



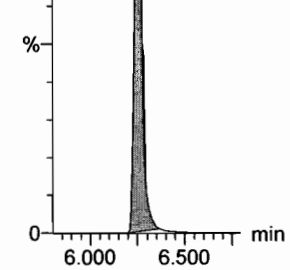

d5-N-ETFOSA



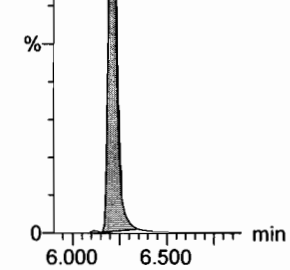

13C2-PFHxDA



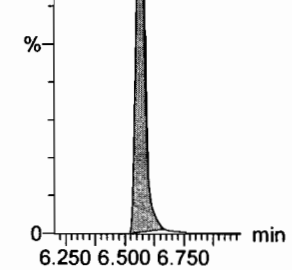

13C2-PFHxDA



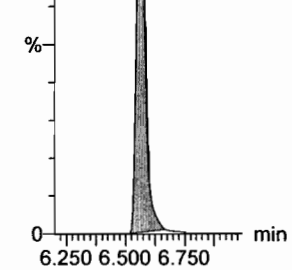

d7-N-MeFOSE

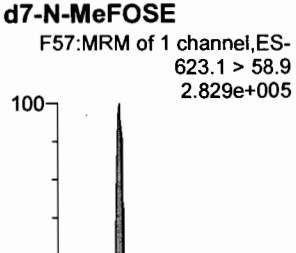

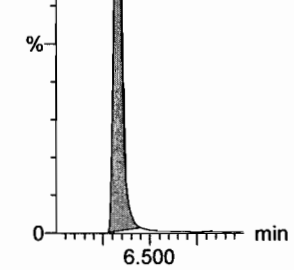

d9-N-EtFOSE

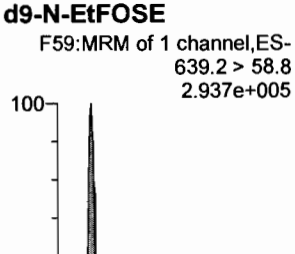

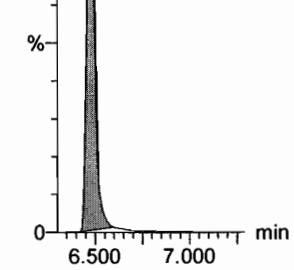

Dataset: Z:\Projects\PFAS.PRO\Results\180925M1\180925M1-icv.qld

Last Altered: Wednesday, September 26, 2018 10:35:50 Pacific Daylight Time
Printed: Wednesday, September 26, 2018 10:36:06 Pacific Daylight Time

Name: 180925M1_13, Date: 25-Sep-2018, Time: 15:03:38, ID: ICV180925M1-1 PFC ICV 18I1711, Description: PFC ICV 18I1711

13C4-PFBA

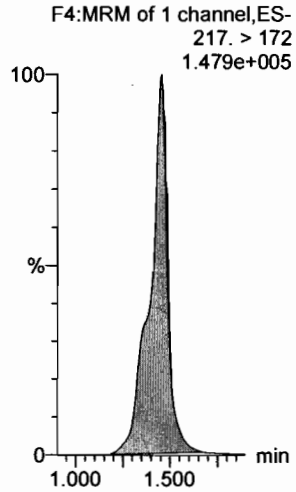

13C5-PFHxA

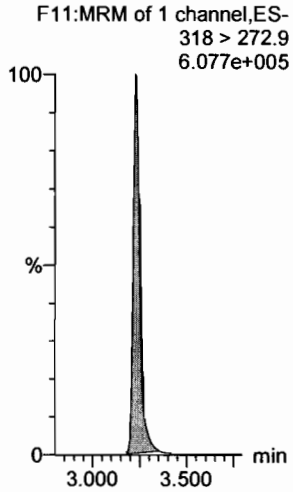

13C3-PFHxS

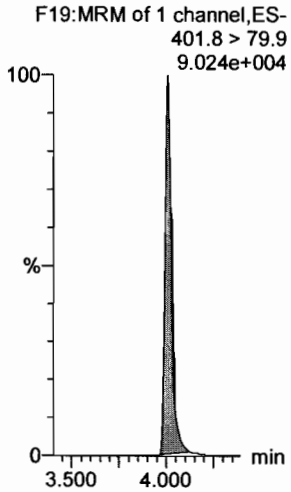

13C8-PFOA

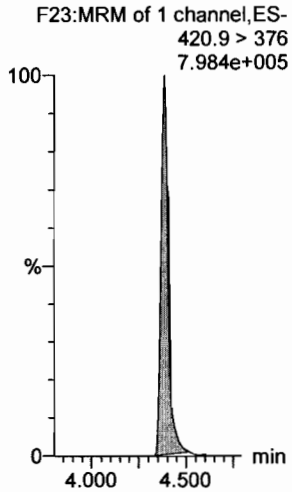

13C9-PFNA

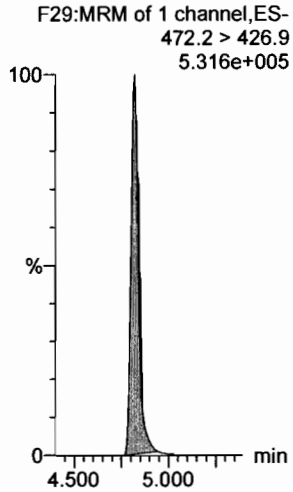

13C4-PFOS

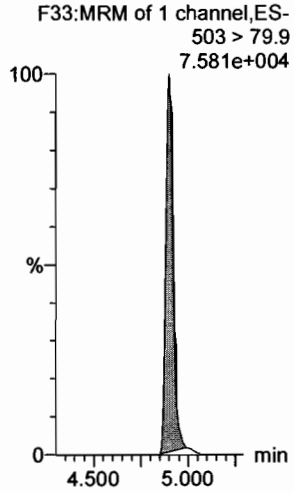

13C6-PFDA

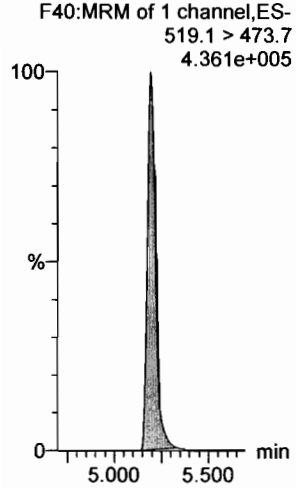

13C7-PFUdA

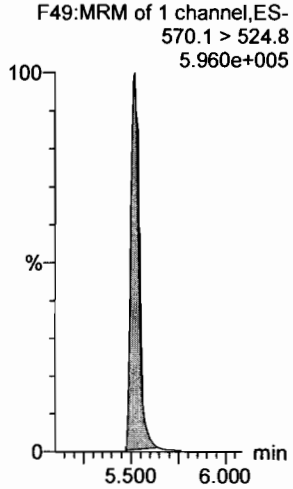

Vista Analytical Laboratory

Dataset: Untitled

Last Altered: Wednesday, September 26, 2018 10:33:25 Pacific Daylight Time
Printed: Wednesday, September 26, 2018 10:33:36 Pacific Daylight Time

Method: Z:\Projects\PFAS.PRO\MethDB\PFAS_FULL_80C_092518.mdb 26 Sep 2018 09:51:35
Calibration: Z:\Projects\PFAS.PRO\CurveDB\C18_VAL-PFAS_Q4_09-25-18.cdb 26 Sep 2018 10:07:46

Name: 180925M1_12, Date: 25-Sep-2018, Time: 14:53:05, ID: IPA, Description: IPA

PFBA

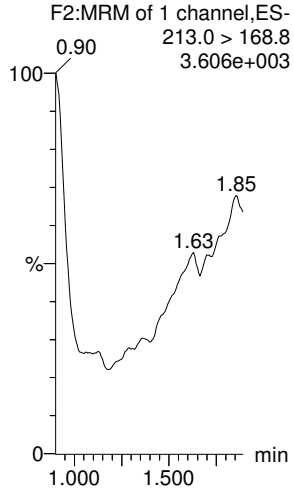

PFPeA

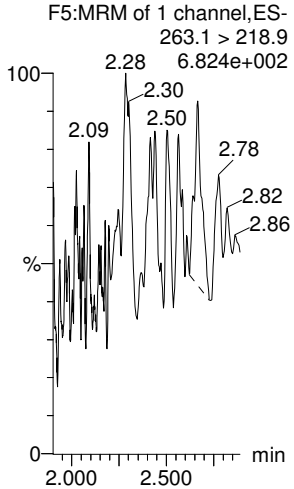

PFBS

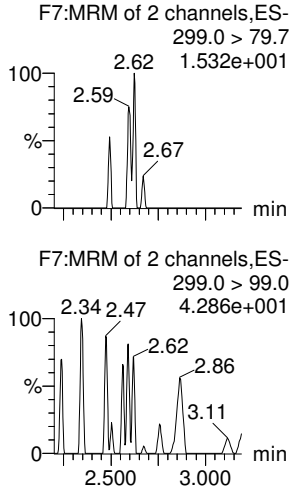

4:2 FTS

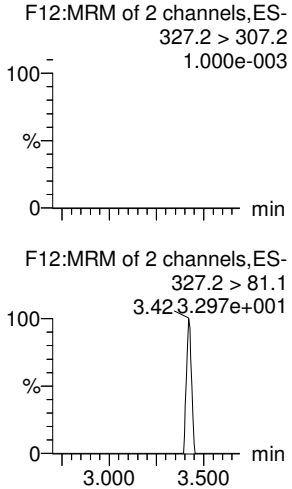

PFHxA

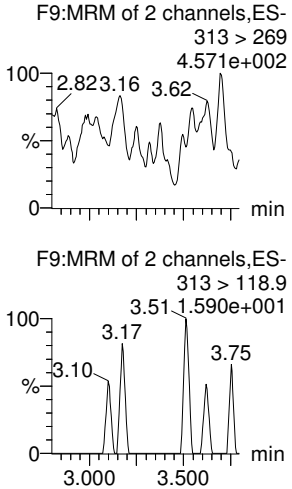

PFPeS

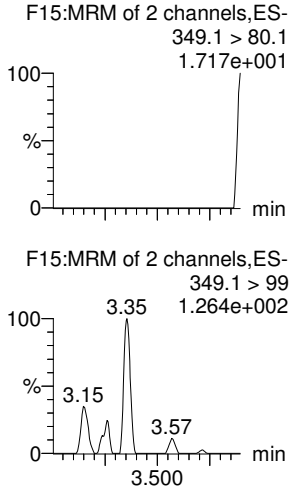

13C3-PFBA

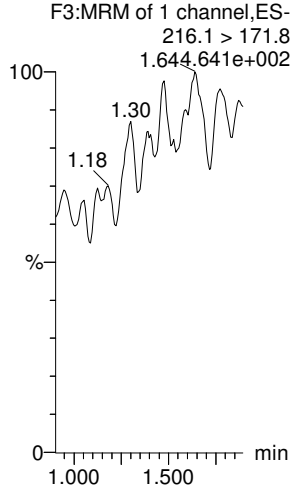

13C3-PFPeA

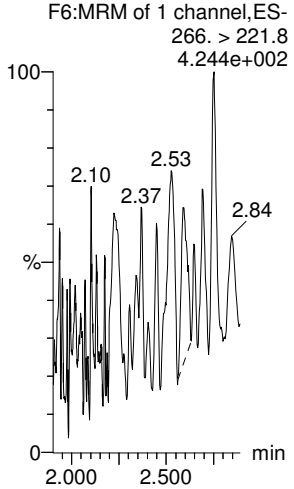

13C3-PFBS

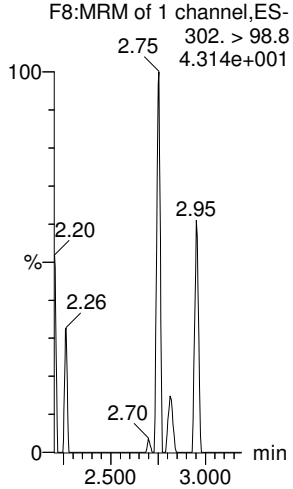

13C2-4:2 FTS

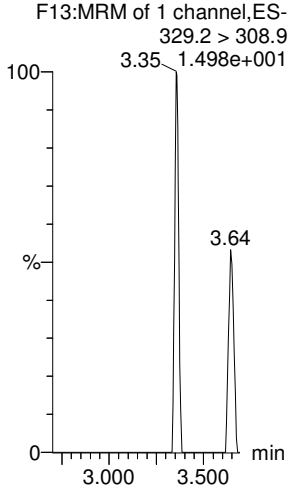

13C2-PFHxA

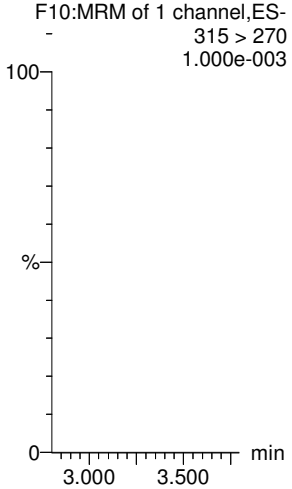

13C3-PFBS

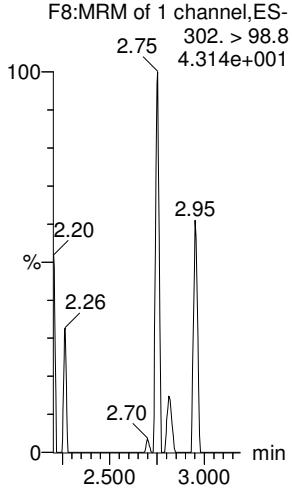

Dataset: Untitled

Last Altered: Wednesday, September 26, 2018 10:33:25 Pacific Daylight Time
Printed: Wednesday, September 26, 2018 10:33:36 Pacific Daylight Time

Name: 180925M1_12, Date: 25-Sep-2018, Time: 14:53:05, ID: IPA, Description: IPA

6:2 FTS

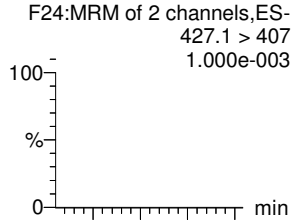

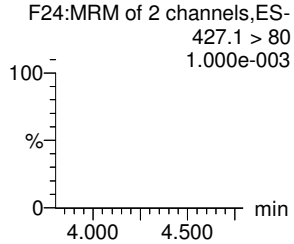

PFHpA

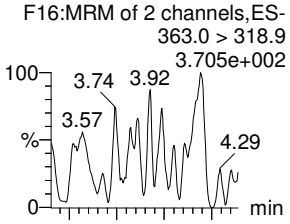

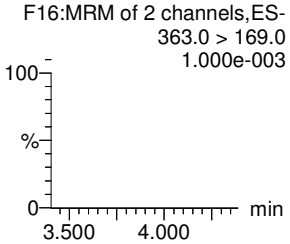

L-PFHxS

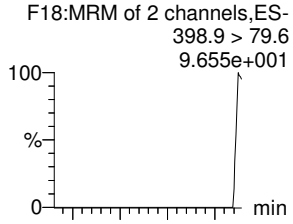

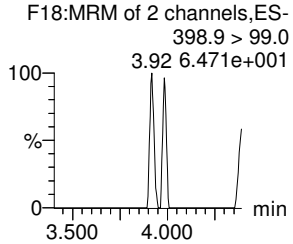

L-PFOA

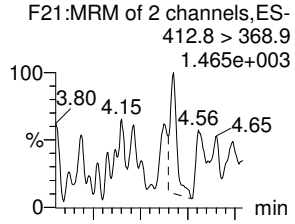

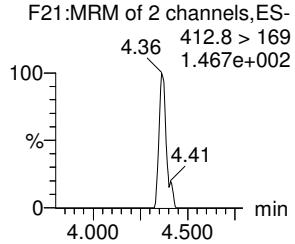

PFHpS

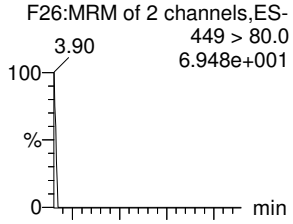

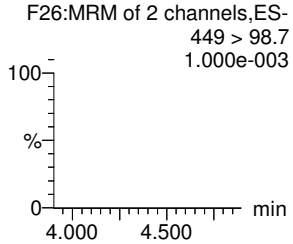

PFNA

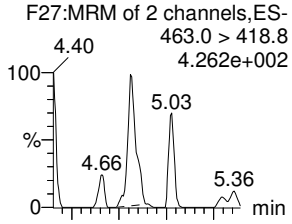

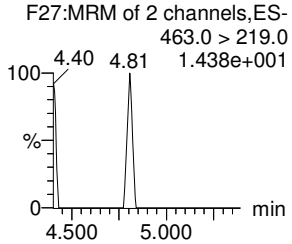

13C2-6:2 FTS

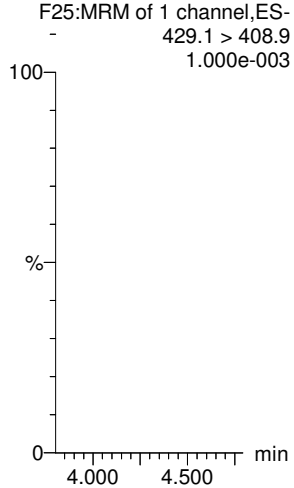

13C4-PFHpA

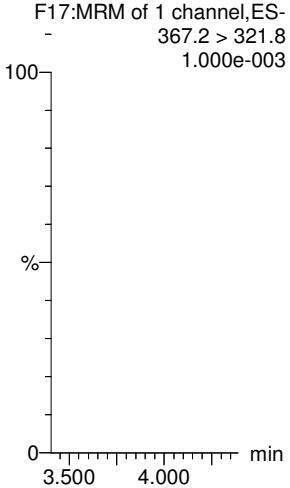

18O2-PFHxS

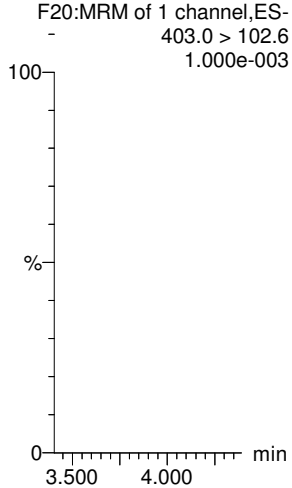

13C2-PFOA

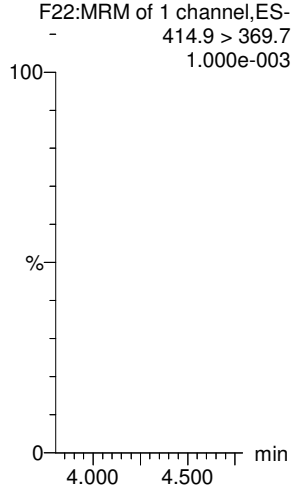

13C8-PFOS

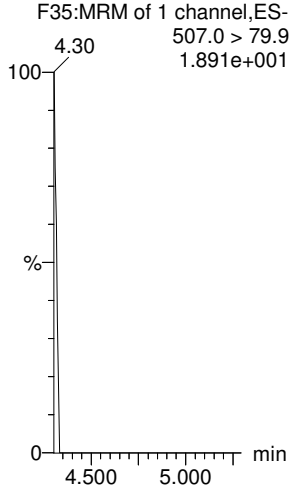

13C5-PFNA

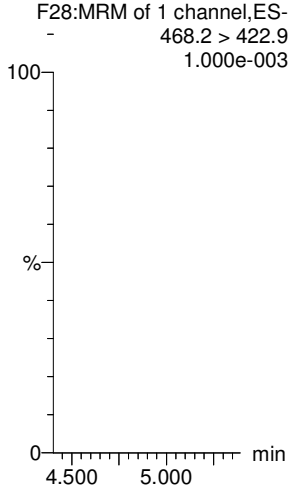

Vista Analytical Laboratory

Dataset: Untitled

Last Altered: Wednesday, September 26, 2018 10:33:25 Pacific Daylight Time
Printed: Wednesday, September 26, 2018 10:33:36 Pacific Daylight Time

Name: 180925M1_12, Date: 25-Sep-2018, Time: 14:53:05, ID: IPA, Description: IPA

PFOSA

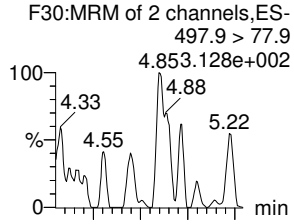

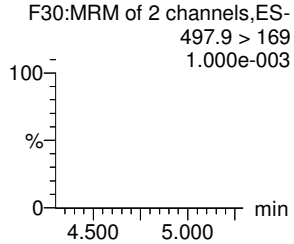

L-PFOS

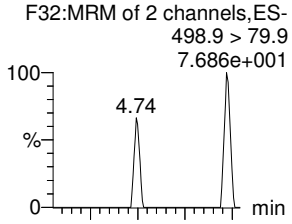

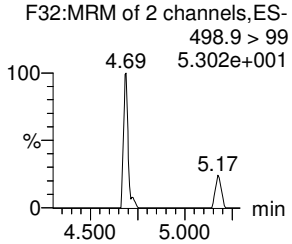

PFDA

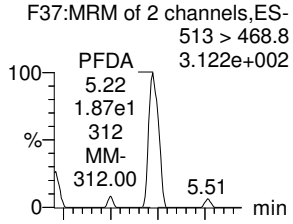

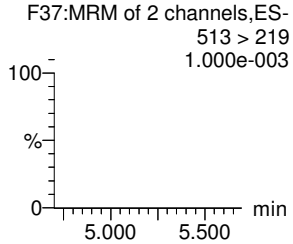

8:2 FTS

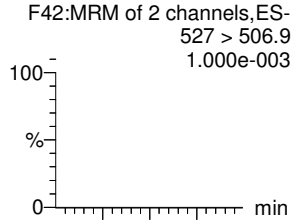

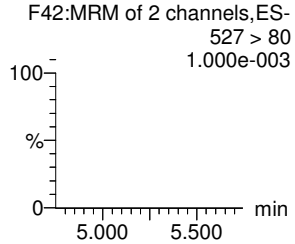

PFNS

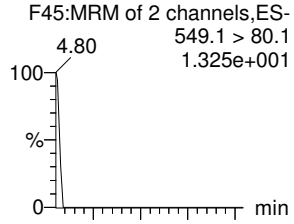

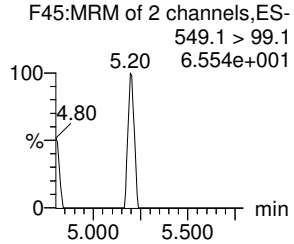

L-MeFOSAA

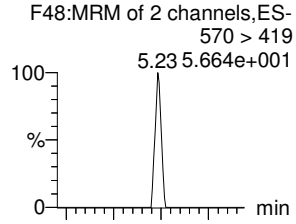

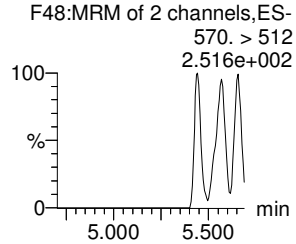

13C8-PFOSA

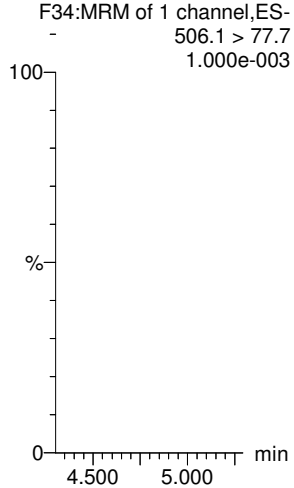

13C8-PFOS

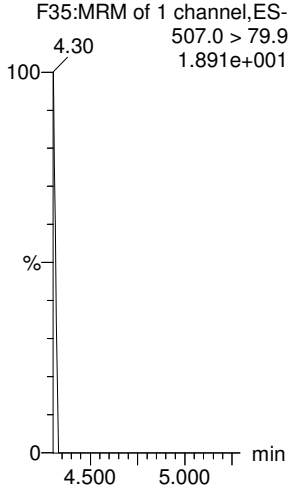

13C2-PFDA

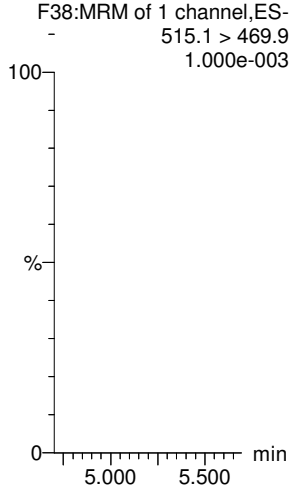

13C2-8:2 FTS

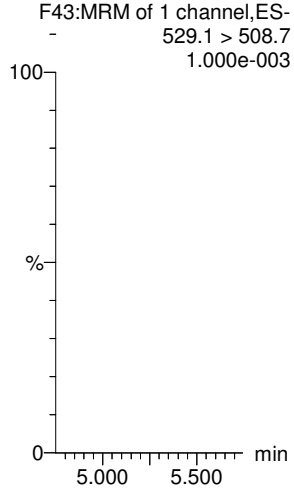

13C8-PFOS

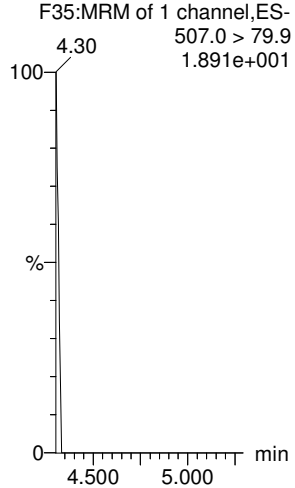

d3-N-MeFOSAA

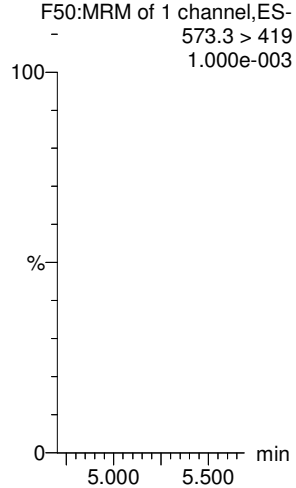

Dataset: Untitled

Last Altered: Wednesday, September 26, 2018 10:33:25 Pacific Daylight Time
Printed: Wednesday, September 26, 2018 10:33:36 Pacific Daylight Time

Name: 180925M1_12, Date: 25-Sep-2018, Time: 14:53:05, ID: IPA, Description: IPA

L-EtFOSAA

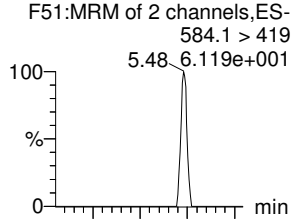

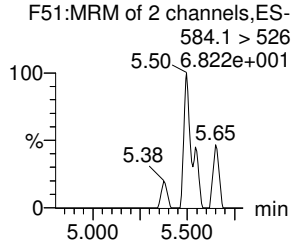

PFDoA

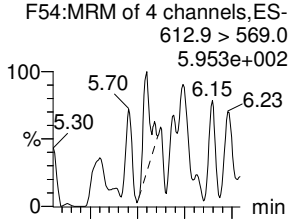

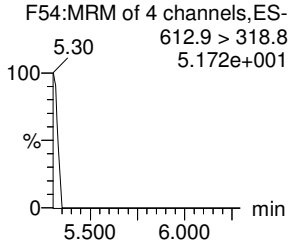

PFDS

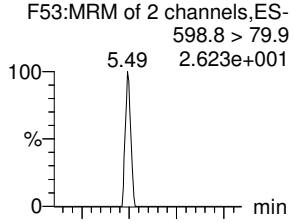

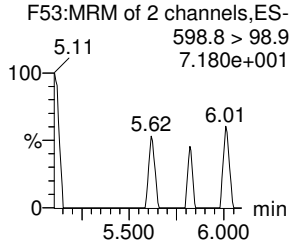

PFUdA

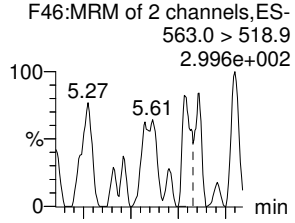

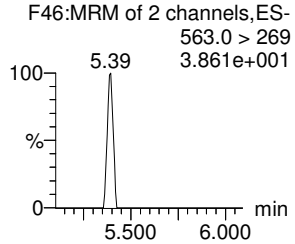

N-MeFOSA

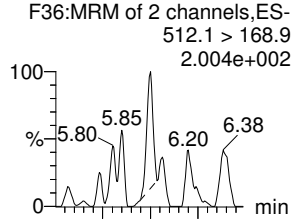

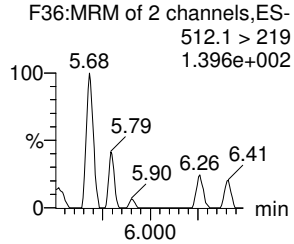

PFTrDA

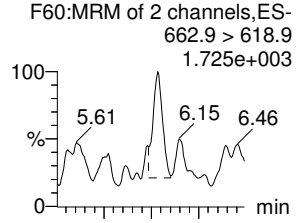

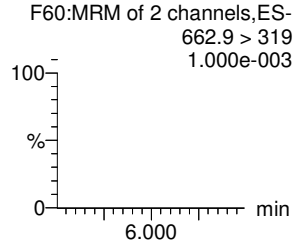

d5-N-EtFOSAA

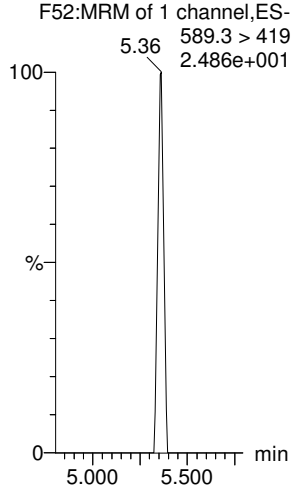

13C2-PFDoA

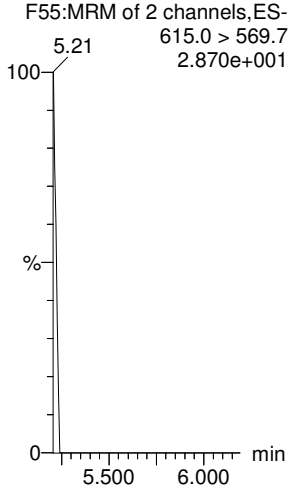

13C8-PFOS

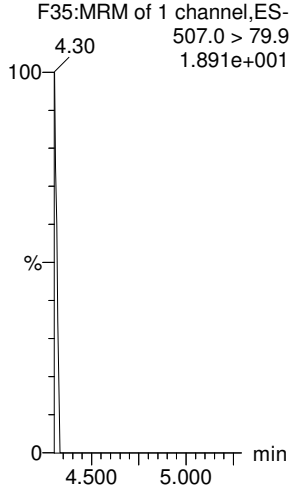

13C2-PFUdA

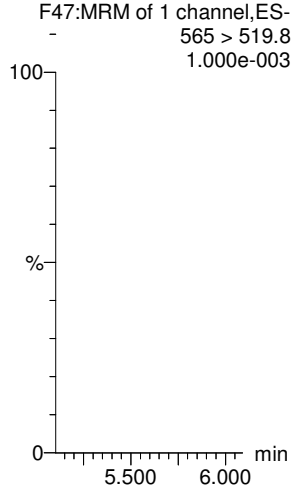

d3-N-MeFOSA

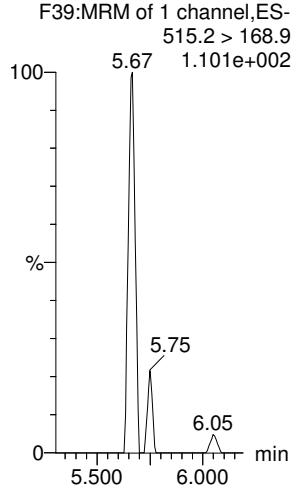

13C2-PFDoA

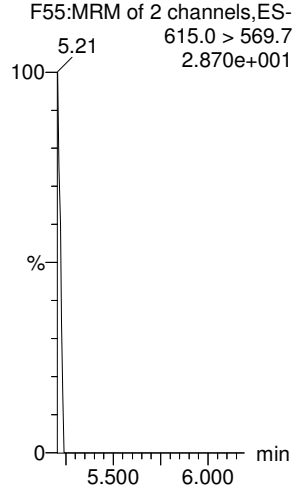

Dataset: Untitled

Last Altered: Wednesday, September 26, 2018 10:33:25 Pacific Daylight Time
Printed: Wednesday, September 26, 2018 10:33:36 Pacific Daylight Time

Name: 180925M1_12, Date: 25-Sep-2018, Time: 14:53:05, ID: IPA, Description: IPA

PFTeDA

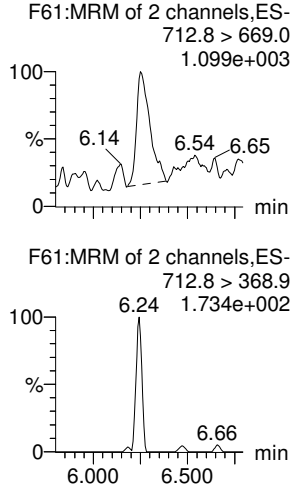

N-EtFOSA

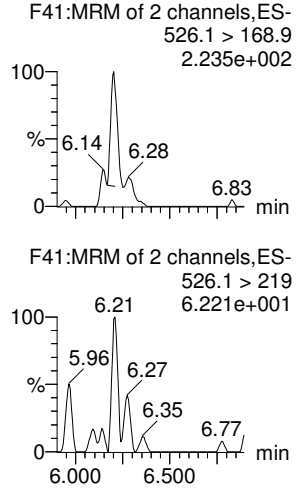

PFHxDA

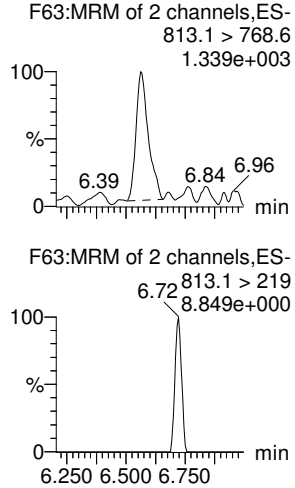

PFODA

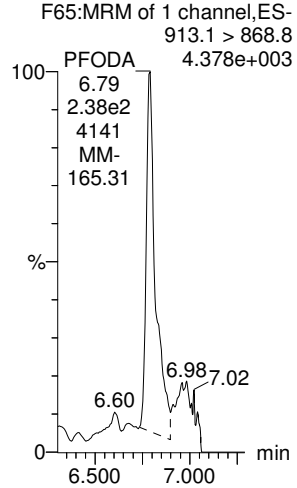

N-MeFOSE

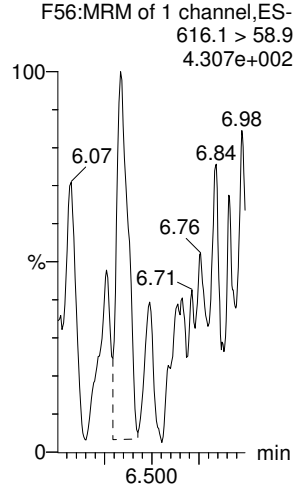

N-EtFOSE

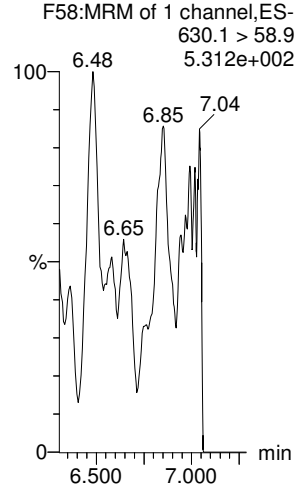

13C2-PFTeDA

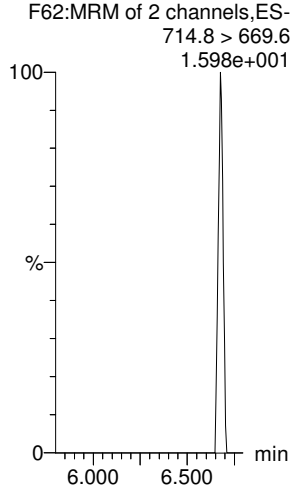

d5-N-ETFOSA

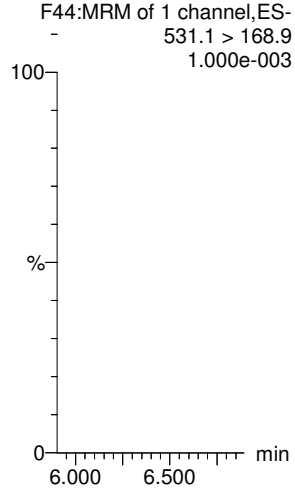

13C2-PFHxDA

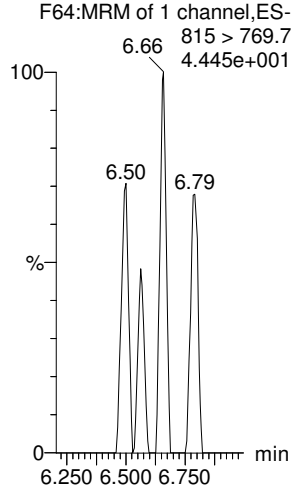

13C2-PFHxDA

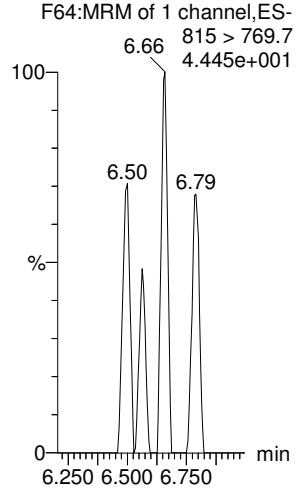

d7-N-MeFOSE

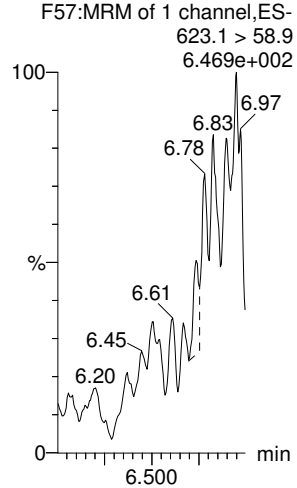

d9-N-EtFOSE

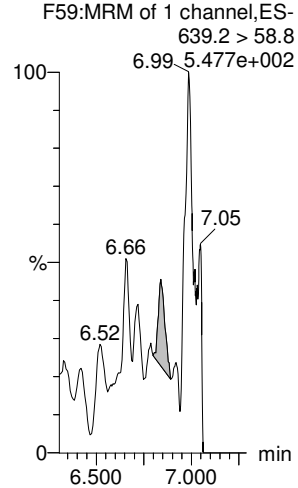

Vista Analytical Laboratory

Dataset: Untitled

Last Altered: Wednesday, September 26, 2018 10:33:25 Pacific Daylight Time
Printed: Wednesday, September 26, 2018 10:33:36 Pacific Daylight Time

Name: 180925M1_12, Date: 25-Sep-2018, Time: 14:53:05, ID: IPA, Description: IPA

13C4-PFBA

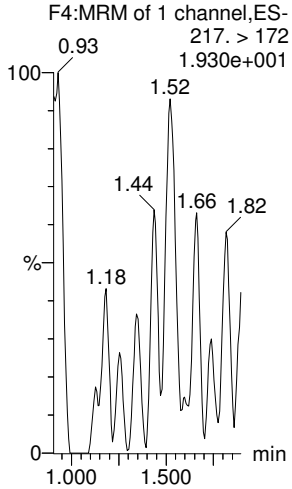

13C5-PFHxA

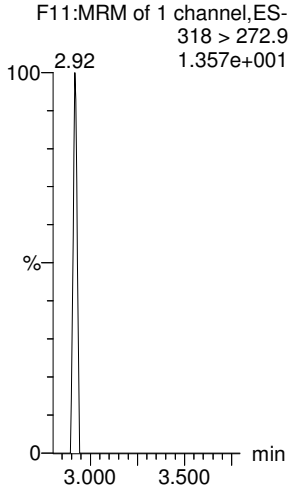

13C3-PFHxS

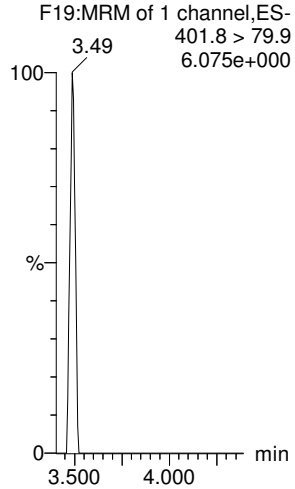

13C8-PFOA

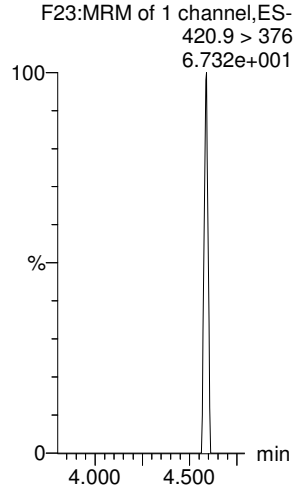

13C9-PFNA

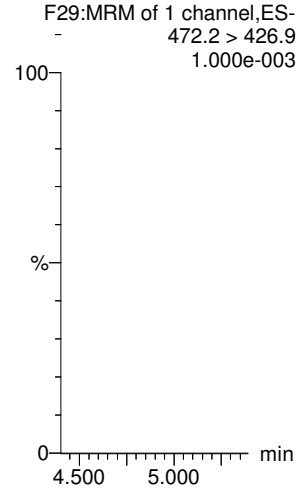

13C4-PFOS

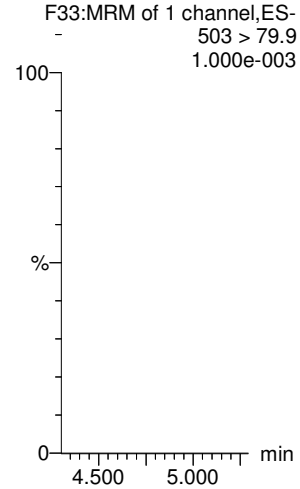

13C6-PFDA

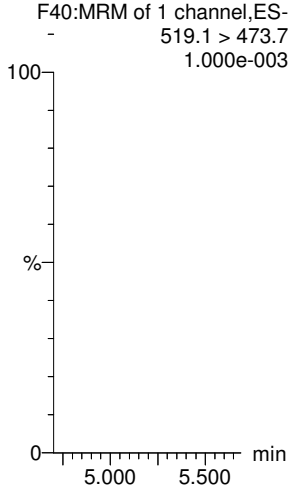

13C7-PFUdA

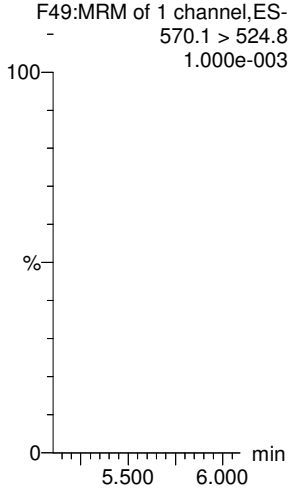

Quantify Compound Summary Report **MassLynx MassLynx V4.1 SCN945 SCN960**
Vista Analytical Laboratory

Dataset: F:\Projects\PFAS.PRO\Results\180927M1\180927M1-CRV.qld

Last Altered: Friday, September 28, 2018 09:49:55 Pacific Daylight Time
Printed: Friday, September 28, 2018 10:10:27 Pacific Daylight Time

Low Points:
None dropped.

High Points:
4:2 FTS = 100
6:2 FTS = ↓
8:2 FTS = 50

AD 9/28/18

Method: F:\Projects\PFAS.PRO\MethDB\PFAS_FULL_80C_092718.mdb 27 Sep 2018 14:49:25
Calibration: F:\Projects\PFAS.PRO\CurveDB\C18_VAL-PFAS_Q4_09-27-18.cdb 28 Sep 2018 09:49:55

Compound name: PFBA
Correlation coefficient: r = 0.999929, r^2 = 0.999859
Calibration curve: 1.18969 * x + -0.149932
Response type: Internal Std (Ref 36), Area * (IS Conc. / IS Area)
Curve type: Linear, Origin: Exclude, Weighting: 1/x, Axis trans: None

	#	Name	Type	Std. Conc	RT	Area	IS Area	Response	Conc.	%Dev	Conc. Flag	CoD	CoD Flag	x=excluded
1	1	180927M2_2	Standard	0.250	1.35	141.070	8202.880	0.215	0.3	22.7	NO	1.000	NO	MM
2	2	180927M2_3	Standard	0.500	1.35	234.966	8219.220	0.357	0.4	-14.7	NO	1.000	NO	MM
3	3	180927M2_4	Standard	1.000	1.35	652.286	8150.735	1.000	1.0	-3.3	NO	1.000	NO	MM
4	4	180927M2_5	Standard	2.000	1.35	1519.263	8314.067	2.284	2.0	2.3	NO	1.000	NO	MM
5	5	180927M2_6	Standard	5.000	1.35	3815.057	8420.146	5.664	4.9	-2.3	NO	1.000	NO	MM
6	6	180927M2_7	Standard	10.000	1.35	7810.983	8435.581	11.574	9.9	-1.4	NO	1.000	NO	MM
7	7	180927M2_8	Standard	50.000	1.35	37547.340	8025.003	58.485	49.3	-1.4	NO	1.000	NO	MM
8	8	180927M2_9	Standard	100.000	1.35	79911.336	8614.709	115.952	97.6	-2.4	NO	1.000	NO	MM
9	9	180927M2_10	Standard	250.000	1.35	216352.953	9111.513	296.813	249.6	-0.2	NO	1.000	NO	MM
10	10	180927M2_11	Standard	500.000	1.35	428159.469	8932.195	599.180	503.8	0.8	NO	1.000	NO	MM

Compound name: PFPeA
Coefficient of Determination: R^2 = 0.999931
Calibration curve: 5.14306e-005 * x^2 + 1.00613 * x + 0.00949585
Response type: Internal Std (Ref 37), Area * (IS Conc. / IS Area)
Curve type: 2nd Order, Origin: Exclude, Weighting: 1/x, Axis trans: None

	#	Name	Type	Std. Conc	RT	Area	IS Area	Response	Conc.	%Dev	Conc. Flag	CoD	CoD Flag	x=excluded
1	1	180927M2_2	Standard	0.250	2.33	277.433	11654.392	0.298	0.3	14.5	NO	1.000	NO	bb
2	2	180927M2_3	Standard	0.500	2.33	475.047	11960.715	0.496	0.5	-3.2	NO	1.000	NO	bb
3	3	180927M2_4	Standard	1.000	2.33	911.961	11715.703	0.973	1.0	-4.2	NO	1.000	NO	bb
4	4	180927M2_5	Standard	2.000	2.34	1862.979	11929.602	1.952	1.9	-3.5	NO	1.000	NO	bb
5	5	180927M2_6	Standard	5.000	2.34	4522.705	11645.427	4.855	4.8	-3.7	NO	1.000	NO	bb
6	6	180927M2_7	Standard	10.000	2.34	9306.604	11382.354	10.220	10.1	1.4	NO	1.000	NO	bb
7	7	180927M2_8	Standard	50.000	2.34	45793.301	11525.992	49.663	49.2	-1.5	NO	1.000	NO	bb
8	8	180927M2_9	Standard	100.000	2.34	90007.906	11192.046	100.527	99.4	-0.6	NO	1.000	NO	bb
9	9	180927M2_10	Standard	250.000	2.34	222080.438	10784.392	257.410	252.6	1.0	NO	1.000	NO	bb
10	10	180927M2_11	Standard	500.000	2.34	419516.250	10186.291	514.805	498.9	-0.2	NO	1.000	NO	bb

✓ CLH 9/28/18

Dataset: F:\Projects\PFAS.PRO\Results\180927M1\180927M1-CRV.qld

Last Altered: Friday, September 28, 2018 09:49:55 Pacific Daylight Time
Printed: Friday, September 28, 2018 10:10:27 Pacific Daylight Time

Compound name: PFBS
Coefficient of Determination: R^2 = 0.999611
Calibration curve: 0.000168284 * x^2 + 1.92235 * x + -0.137802
Response type: Internal Std (Ref 38), Area * (IS Conc. / IS Area)
Curve type: 2nd Order, Origin: Exclude, Weighting: 1/x, Axis trans: None

	#	Name	Type	Std. Conc	RT	Area	IS Area	Response	Conc.	%Dev	Conc. Flag	CoD	CoD Flag	x=excluded
1	1	180927M2_2	Standard	0.250	2.61	61.466	1694.228	0.453	0.3	23.0	NO	1.000	NO	MM
2	2	180927M2_3	Standard	0.500	2.63	103.393	1677.948	0.770	0.5	-5.5	NO	1.000	NO	bb
3	3	180927M2_4	Standard	1.000	2.63	224.696	1712.433	1.640	0.9	-7.5	NO	1.000	NO	bd
4	4	180927M2_5	Standard	2.000	2.63	486.698	1670.249	3.642	2.0	-1.7	NO	1.000	NO	bb
5	5	180927M2_6	Standard	5.000	2.63	1156.992	1680.322	8.607	4.5	-9.1	NO	1.000	NO	MM
6	6	180927M2_7	Standard	10.000	2.63	2531.444	1652.009	19.154	10.0	0.3	NO	1.000	NO	bb
7	7	180927M2_8	Standard	50.000	2.63	12663.464	1594.138	99.297	51.5	3.0	NO	1.000	NO	MM
8	8	180927M2_9	Standard	100.000	2.63	24089.303	1619.678	185.911	96.0	-4.0	NO	1.000	NO	bb
9	9	180927M2_10	Standard	250.000	2.63	59443.387	1485.285	500.269	254.6	1.9	NO	1.000	NO	bb
10	10	180927M2_11	Standard	500.000	2.63	108749.414	1359.710	999.748	498.4	-0.3	NO	1.000	NO	bb

Compound name: 4:2 FTS
Coefficient of Determination: R^2 = 0.999860
Calibration curve: -0.00244039 * x^2 + 0.919606 * x + -0.00962268
Response type: Internal Std (Ref 39), Area * (IS Conc. / IS Area)
Curve type: 2nd Order, Origin: Exclude, Weighting: 1/x, Axis trans: None

	#	Name	Type	Std. Conc	RT	Area	IS Area	Response	Conc.	%Dev	Conc. Flag	CoD	CoD Flag	x=excluded
1	1	180927M2_2	Standard	0.250	3.03	53.877	3247.224	0.207	0.2	-5.5	NO	1.000	NO	bb
2	2	180927M2_3	Standard	0.500	3.03	106.395	3151.139	0.422	0.5	-6.0	NO	1.000	NO	bb
3	3	180927M2_4	Standard	1.000	3.03	243.617	3087.867	0.986	1.1	8.6	NO	1.000	NO	bb
4	4	180927M2_5	Standard	2.000	3.03	460.906	3113.696	1.850	2.0	1.7	NO	1.000	NO	bd
5	5	180927M2_6	Standard	5.000	3.04	1154.478	3132.016	4.608	5.1	1.8	NO	1.000	NO	bb
6	6	180927M2_7	Standard	10.000	3.03	2285.875	3193.275	8.948	10.0	0.1	NO	1.000	NO	bb
7	7	180927M2_8	Standard	50.000	3.04	11208.778	3540.632	39.572	49.6	-0.9	NO	1.000	NO	bb
8	8	180927M2_9	Standard	100.000	3.03	21426.811	3956.783	67.690	100.3	0.3	NO	1.000	NO	bb
9	9	180927M2_10	Standard	250.000	3.03	51700.055	5337.950	121.067			NO	1.000	NO	bbXI
10	10	180927M2_11	Standard	500.000	3.04	90665.320	7298.041	155.291			NO	1.000	NO	bbXI

Dataset: F:\Projects\PFAS.PRO\Results\180927M1\180927M1-CRV.qld

Last Altered: Friday, September 28, 2018 09:49:55 Pacific Daylight Time
Printed: Friday, September 28, 2018 10:10:27 Pacific Daylight Time

Compound name: PFHxA
Coefficient of Determination: R^2 = 0.999814
Calibration curve: -8.56453e-005 * x^2 + 0.933539 * x + 0.0302
Response type: Internal Std (Ref 40), Area * (IS Conc. / IS Area)
Curve type: 2nd Order, Origin: Include, Weighting: 1/x, Axis trans: None

	#	Name	Type	Std. Conc	RT	Area	IS Area	Response	Conc.	%Dev	Conc. Flag	CoD	CoD Flag	x=excluded
1	1	180927M2_2	Standard	0.250	3.12	474.454	7444.498	0.319	0.3	23.6	NO	1.000	NO	bb
2	2	180927M2_3	Standard	0.500	3.12	732.004	7690.434	0.476	0.5	-4.5	NO	1.000	NO	bd
3	3	180927M2_4	Standard	1.000	3.13	1446.157	7712.110	0.938	1.0	-2.8	NO	1.000	NO	bb
4	4	180927M2_5	Standard	2.000	3.13	2830.908	7603.808	1.862	2.0	-1.9	NO	1.000	NO	bb
5	5	180927M2_6	Standard	5.000	3.13	6882.743	7552.848	4.556	4.9	-3.0	NO	1.000	NO	bb
6	6	180927M2_7	Standard	10.000	3.13	13993.963	7165.256	9.765	10.4	4.4	NO	1.000	NO	bb
7	7	180927M2_8	Standard	50.000	3.13	68313.328	7597.533	44.958	48.3	-3.3	NO	1.000	NO	bb
8	8	180927M2_9	Standard	100.000	3.13	133407.672	7259.608	91.884	99.3	-0.7	NO	1.000	NO	bb
9	9	180927M2_10	Standard	250.000	3.13	324269.906	7007.080	231.387	253.7	1.5	NO	1.000	NO	bb
10	10	180927M2_11	Standard	500.000	3.13	602277.438	6782.375	444.002	498.4	-0.3	NO	1.000	NO	bb

Compound name: PFPeS
Coefficient of Determination: R^2 = 0.999658
Calibration curve: 5.01189e-005 * x^2 + 1.33454 * x + -0.0787641
Response type: Internal Std (Ref 38), Area * (IS Conc. / IS Area)
Curve type: 2nd Order, Origin: Exclude, Weighting: 1/x, Axis trans: None

	#	Name	Type	Std. Conc	RT	Area	IS Area	Response	Conc.	%Dev	Conc. Flag	CoD	CoD Flag	x=excluded
1	1	180927M2_2	Standard	0.250	3.32	38.901	1694.228	0.287	0.3	9.6	NO	1.000	NO	bb
2	2	180927M2_3	Standard	0.500	3.33	76.690	1677.948	0.571	0.5	-2.6	NO	1.000	NO	bb
3	3	180927M2_4	Standard	1.000	3.32	174.937	1712.433	1.277	1.0	1.6	NO	1.000	NO	bb
4	4	180927M2_5	Standard	2.000	3.33	346.402	1670.249	2.592	2.0	0.1	NO	1.000	NO	MM
5	5	180927M2_6	Standard	5.000	3.33	844.224	1680.322	6.280	4.8	-4.7	NO	1.000	NO	bb
6	6	180927M2_7	Standard	10.000	3.33	1702.915	1652.009	12.885	9.7	-2.9	NO	1.000	NO	bb
7	7	180927M2_8	Standard	50.000	3.33	8552.949	1594.138	67.066	50.2	0.4	NO	1.000	NO	bb
8	8	180927M2_9	Standard	100.000	3.33	16732.994	1619.678	129.138	96.5	-3.5	NO	1.000	NO	bb
9	9	180927M2_10	Standard	250.000	3.33	40999.605	1485.285	345.048	256.1	2.5	NO	1.000	NO	bb
10	10	180927M2_11	Standard	500.000	3.33	73584.172	1359.710	676.469	497.7	-0.5	NO	1.000	NO	bb

Dataset: F:\Projects\PFAS.PRO\Results\180927M1\180927M1-CRV.qld

Last Altered: Friday, September 28, 2018 09:49:55 Pacific Daylight Time
Printed: Friday, September 28, 2018 10:10:27 Pacific Daylight Time

Compound name: PFHpA
Correlation coefficient: r = 0.999815, r^2 = 0.999630
Calibration curve: 1.28026 * x + -0.0109596
Response type: Internal Std (Ref 41), Area * (IS Conc. / IS Area)
Curve type: Linear, Origin: Exclude, Weighting: 1/x, Axis trans: None

	#	Name	Type	Std. Conc	RT	Area	IS Area	Response	Conc.	%Dev	Conc. Flag	CoD	CoD Flag	x=excluded
1	1	180927M2_2	Standard	0.250	3.75	309.564	10794.283	0.358	0.3	15.4	NO	1.000	NO	MM
2	2	180927M2_3	Standard	0.500	3.75	573.933	11151.263	0.643	0.5	2.2	NO	1.000	NO	MM
3	3	180927M2_4	Standard	1.000	3.75	1112.462	11375.358	1.222	1.0	-3.7	NO	1.000	NO	MM
4	4	180927M2_5	Standard	2.000	3.75	2268.761	11026.429	2.572	2.0	0.9	NO	1.000	NO	MM
5	5	180927M2_6	Standard	5.000	3.75	5097.991	10911.875	5.840	4.6	-8.6	NO	1.000	NO	bb
6	6	180927M2_7	Standard	10.000	3.75	10966.321	10778.798	12.717	9.9	-0.6	NO	1.000	NO	MM
7	7	180927M2_8	Standard	50.000	3.75	51494.043	10622.844	60.594	47.3	-5.3	NO	1.000	NO	MM
8	8	180927M2_9	Standard	100.000	3.75	99430.711	9948.304	124.934	97.6	-2.4	NO	1.000	NO	bb
9	9	180927M2_10	Standard	250.000	3.75	249676.469	9569.891	326.122	254.7	1.9	NO	1.000	NO	bb
10	10	180927M2_11	Standard	500.000	3.75	447892.031	8732.500	641.128	500.8	0.2	NO	1.000	NO	bb

Compound name: L-PFHxS
Coefficient of Determination: R^2 = 0.999685
Calibration curve: 2.82016e-006 * x^2 + 1.92587 * x + -0.0395152
Response type: Internal Std (Ref 42), Area * (IS Conc. / IS Area)
Curve type: 2nd Order, Origin: Include, Weighting: 1/x, Axis trans: None

	#	Name	Type	Std. Conc	RT	Area	IS Area	Response	Conc.	%Dev	Conc. Flag	CoD	CoD Flag	x=excluded
1	1	180927M2_2	Standard	0.250	3.89	46.513	1354.884	0.429	0.2	-2.7	NO	1.000	NO	MM
2	2	180927M2_3	Standard	0.500	3.90	114.260	1369.500	1.043	0.6	12.4	NO	1.000	NO	MM
3	3	180927M2_4	Standard	1.000	3.90	210.571	1396.328	1.885	1.0	-0.1	NO	1.000	NO	MM
4	4	180927M2_5	Standard	2.000	3.90	418.912	1476.482	3.547	1.9	-6.9	NO	1.000	NO	MM
5	5	180927M2_6	Standard	5.000	3.90	983.649	1440.760	8.534	4.5	-11.0	NO	1.000	NO	MM
6	6	180927M2_7	Standard	10.000	3.90	2177.925	1423.062	19.131	10.0	-0.5	NO	1.000	NO	MM
7	7	180927M2_8	Standard	50.000	3.90	10269.872	1368.081	93.835	48.7	-2.5	NO	1.000	NO	MM
8	8	180927M2_9	Standard	100.000	3.90	20293.137	1268.303	200.003	103.9	3.9	NO	1.000	NO	MM
9	9	180927M2_10	Standard	250.000	3.90	50797.004	1332.079	476.670	247.4	-1.0	NO	1.000	NO	MM
10	10	180927M2_11	Standard	500.000	3.90	91875.188	1190.295	964.836	500.6	0.1	NO	1.000	NO	MM

Dataset: F:\Projects\PFAS.PRO\Results\180927M1\180927M1-CRV.qld

Last Altered: Friday, September 28, 2018 09:49:55 Pacific Daylight Time
Printed: Friday, September 28, 2018 10:10:27 Pacific Daylight Time

Compound name: 6:2 FTS
Coefficient of Determination: R^2 = 0.999302
Calibration curve: -0.00261833 * x^2 + 1.04474 * x + 0.0191728
Response type: Internal Std (Ref 43), Area * (IS Conc. / IS Area)
Curve type: 2nd Order, Origin: Include, Weighting: 1/x, Axis trans: None

	#	Name	Type	Std. Conc	RT	Area	IS Area	Response	Conc.	%Dev	Conc. Flag	CoD	CoD Flag	x=excluded
1	1	180927M2_2	Standard	0.250	4.22	81.520	3270.053	0.312	0.3	12.0	NO	0.999	NO	MM
2	2	180927M2_3	Standard	0.500	4.22	124.097	3258.680	0.476	0.4	-12.4	NO	0.999	NO	MM
3	3	180927M2_4	Standard	1.000	4.22	267.353	3145.240	1.063	1.0	0.1	NO	0.999	NO	bb
4	4	180927M2_5	Standard	2.000	4.22	579.958	3363.575	2.155	2.1	2.8	NO	0.999	NO	bb
5	5	180927M2_6	Standard	5.000	4.22	1327.118	3169.354	5.234	5.1	1.1	NO	0.999	NO	bb
6	6	180927M2_7	Standard	10.000	4.22	2867.670	3322.816	10.788	10.6	5.9	NO	0.999	NO	bb
7	7	180927M2_8	Standard	50.000	4.22	13145.843	3692.217	44.505	48.5	-3.1	NO	0.999	NO	bb
8	8	180927M2_9	Standard	100.000	4.22	27091.775	4294.789	78.851	101.0	1.0	NO	0.999	NO	bb
9	9	180927M2_10	Standard	250.000	4.22	65727.836	5661.644	145.116			NO	0.999	NO	bbXI
10	10	180927M2_11	Standard	500.000	4.22	118055.578	7997.229	184.526			NO	0.999	NO	MMXI

Compound name: L-PFOA
Coefficient of Determination: R^2 = 0.999932
Calibration curve: -9.18538e-005 * x^2 + 1.36565 * x + 0.0873466
Response type: Internal Std (Ref 44), Area * (IS Conc. / IS Area)
Curve type: 2nd Order, Origin: Exclude, Weighting: 1/x, Axis trans: None

	#	Name	Type	Std. Conc	RT	Area	IS Area	Response	Conc.	%Dev	Conc. Flag	CoD	CoD Flag	x=excluded
1	1	180927M2_2	Standard	0.250	4.27	530.930	16270.143	0.408	0.2	-6.1	NO	1.000	NO	MM
2	2	180927M2_3	Standard	0.500	4.27	1005.464	16467.699	0.763	0.5	-1.0	NO	1.000	NO	MM
3	3	180927M2_4	Standard	1.000	4.28	2037.622	16587.557	1.536	1.1	6.0	NO	1.000	NO	bb
4	4	180927M2_5	Standard	2.000	4.27	3785.031	16544.393	2.860	2.0	1.5	NO	1.000	NO	bb
5	5	180927M2_6	Standard	5.000	4.27	8903.405	15964.197	6.971	5.0	0.9	NO	1.000	NO	bb
6	6	180927M2_7	Standard	10.000	4.27	17692.869	16040.480	13.788	10.0	0.4	NO	1.000	NO	bb
7	7	180927M2_8	Standard	50.000	4.27	87130.367	16455.172	66.188	48.6	-2.9	NO	1.000	NO	bb
8	8	180927M2_9	Standard	100.000	4.28	175483.672	16004.271	137.060	101.0	1.0	NO	1.000	NO	bb
9	9	180927M2_10	Standard	250.000	4.27	409727.813	15209.375	336.740	250.7	0.3	NO	1.000	NO	bb
10	10	180927M2_11	Standard	500.000	4.28	745561.563	14133.650	659.385	499.6	-0.1	NO	1.000	NO	bb

Dataset: F:\Projects\PFAS.PRO\Results\180927M1\180927M1-CRV.qld

Last Altered: Friday, September 28, 2018 09:49:55 Pacific Daylight Time
Printed: Friday, September 28, 2018 10:10:27 Pacific Daylight Time

Compound name: PFHpS
Coefficient of Determination: R^2 = 0.999081
Calibration curve: -1.51104e-005 * x^2 + 0.824807 * x + -0.0303448
Response type: Internal Std (Ref 47), Area * (IS Conc. / IS Area)
Curve type: 2nd Order, Origin: Exclude, Weighting: 1/x, Axis trans: None

	#	Name	Type	Std. Conc	RT	Area	IS Area	Response	Conc.	%Dev	Conc. Flag	CoD	CoD Flag	x=excluded
1	1	180927M2_2	Standard	0.250	4.38	37.973	3355.071	0.141	0.2	-16.7	NO	0.999	NO	bb
2	2	180927M2_3	Standard	0.500	4.38	102.908	3375.701	0.381	0.5	-0.2	NO	0.999	NO	bb
3	3	180927M2_4	Standard	1.000	4.39	220.160	3340.922	0.824	1.0	3.5	NO	0.999	NO	bb
4	4	180927M2_5	Standard	2.000	4.38	418.450	3261.490	1.604	2.0	-0.9	NO	0.999	NO	bb
5	5	180927M2_6	Standard	5.000	4.39	1080.235	3309.910	4.080	5.0	-0.3	NO	0.999	NO	bb
6	6	180927M2_7	Standard	10.000	4.39	2319.311	3090.391	9.381	11.4	14.1	NO	0.999	NO	bb
7	7	180927M2_8	Standard	50.000	4.39	10788.876	3322.707	40.588	49.3	-1.4	NO	0.999	NO	bb
8	8	180927M2_9	Standard	100.000	4.39	21343.836	3090.671	86.324	104.9	4.9	NO	0.999	NO	MM
9	9	180927M2_10	Standard	250.000	4.39	51582.699	3262.628	197.627	240.7	-3.7	NO	0.999	NO	bb
10	10	180927M2_11	Standard	500.000	4.39	96357.609	2926.129	411.626	503.7	0.7	NO	0.999	NO	bb

Compound name: PFNA
Coefficient of Determination: R^2 = 0.999855
Calibration curve: 6.47015e-005 * x^2 + 1.10433 * x + 0.086356
Response type: Internal Std (Ref 45), Area * (IS Conc. / IS Area)
Curve type: 2nd Order, Origin: Exclude, Weighting: 1/x, Axis trans: None

	#	Name	Type	Std. Conc	RT	Area	IS Area	Response	Conc.	%Dev	Conc. Flag	CoD	CoD Flag	x=excluded
1	1	180927M2_2	Standard	0.250	4.71	430.745	16174.800	0.333	0.2	-10.7	NO	1.000	NO	bb
2	2	180927M2_3	Standard	0.500	4.71	719.479	15073.593	0.597	0.5	-7.6	NO	1.000	NO	MM
3	3	180927M2_4	Standard	1.000	4.71	1517.904	15266.854	1.243	1.0	4.7	NO	1.000	NO	bb
4	4	180927M2_5	Standard	2.000	4.71	2889.819	14976.513	2.412	2.1	5.3	NO	1.000	NO	bb
5	5	180927M2_6	Standard	5.000	4.71	6853.445	15348.370	5.582	5.0	-0.5	NO	1.000	NO	MM
6	6	180927M2_7	Standard	10.000	4.71	14047.829	14579.508	12.044	10.8	8.2	NO	1.000	NO	bb
7	7	180927M2_8	Standard	50.000	4.72	70523.758	15550.122	56.691	51.1	2.2	NO	1.000	NO	bb
8	8	180927M2_9	Standard	100.000	4.72	129327.258	14691.913	110.033	99.0	-1.0	NO	1.000	NO	bb
9	9	180927M2_10	Standard	250.000	4.71	325991.313	14663.128	277.901	248.0	-0.8	NO	1.000	NO	bb
10	10	180927M2_11	Standard	500.000	4.72	585111.18E	12838.889	569.667	501.1	0.2	NO	1.000	NO	bb

Dataset: F:\Projects\PFAS.PRO\Results\180927M1\180927M1-CRV.qld

Last Altered: Friday, September 28, 2018 09:49:55 Pacific Daylight Time
Printed: Friday, September 28, 2018 10:10:27 Pacific Daylight Time

Compound name: PFOSA
Coefficient of Determination: R^2 = 0.999815
Calibration curve: -0.000107013 * x^2 + 1.05531 * x + -0.000923137
Response type: Internal Std (Ref 46), Area * (IS Conc. / IS Area)
Curve type: 2nd Order, Origin: Exclude, Weighting: 1/x, Axis trans: None

	#	Name	Type	Std. Conc	RT	Area	IS Area	Response	Conc.	%Dev	Conc. Flag	CoD	CoD Flag	x=excluded
1	1	180927M2_2	Standard	0.250	4.77	135.311	5339.649	0.317	0.3	20.4	NO	1.000	NO	bb
2	2	180927M2_3	Standard	0.500	4.77	204.319	5311.917	0.481	0.5	-8.7	NO	1.000	NO	bb
3	3	180927M2_4	Standard	1.000	4.77	485.818	5335.656	1.138	1.1	7.9	NO	1.000	NO	MM
4	4	180927M2_5	Standard	2.000	4.77	790.563	5218.177	1.894	1.8	-10.2	NO	1.000	NO	bb
5	5	180927M2_6	Standard	5.000	4.77	2062.475	5133.815	5.022	4.8	-4.8	NO	1.000	NO	bb
6	6	180927M2_7	Standard	10.000	4.77	4155.531	5103.529	10.178	9.7	-3.5	NO	1.000	NO	bb
7	7	180927M2_8	Standard	50.000	4.77	20278.100	4926.076	51.456	49.0	-2.0	NO	1.000	NO	bb
8	8	180927M2_9	Standard	100.000	4.77	41009.242	4932.400	103.928	99.5	-0.5	NO	1.000	NO	bb
9	9	180927M2_10	Standard	250.000	4.77	96234.352	4603.269	261.321	254.2	1.7	NO	1.000	NO	bb
10	10	180927M2_11	Standard	500.000	4.77	165890.953	4155.307	499.033	498.0	-0.4	NO	1.000	NO	bb

Compound name: L-PFOS
Coefficient of Determination: R^2 = 0.999495
Calibration curve: 4.34295e-005 * x^2 + 0.971483 * x + 0.00442996
Response type: Internal Std (Ref 47), Area * (IS Conc. / IS Area)
Curve type: 2nd Order, Origin: Include, Weighting: 1/x, Axis trans: None

	#	Name	Type	Std. Conc	RT	Area	IS Area	Response	Conc.	%Dev	Conc. Flag	CoD	CoD Flag	x=excluded
1	1	180927M2_2	Standard	0.250	4.80	69.352	3355.071	0.258	0.3	4.6	NO	0.999	NO	MM
2	2	180927M2_3	Standard	0.500	4.79	98.212	3375.701	0.364	0.4	-26.0	NO	0.999	NO	MM
3	3	180927M2_4	Standard	1.000	4.79	274.442	3340.922	1.027	1.1	5.2	NO	0.999	NO	MM
4	4	180927M2_5	Standard	2.000	4.79	555.187	3261.490	2.128	2.2	9.3	NO	0.999	NO	MM
5	5	180927M2_6	Standard	5.000	4.79	1270.064	3309.910	4.796	4.9	-1.4	NO	0.999	NO	MM
6	6	180927M2_7	Standard	10.000	4.79	2684.752	3090.391	10.859	11.2	11.7	NO	0.999	NO	MM
7	7	180927M2_8	Standard	50.000	4.80	12497.717	3322.707	47.016	48.3	-3.4	NO	0.999	NO	MM
8	8	180927M2_9	Standard	100.000	4.79	24965.115	3090.671	100.970	103.5	3.5	NO	0.999	NO	MM
9	9	180927M2_10	Standard	250.000	4.79	62867.082	3262.628	240.861	245.2	-1.9	NO	0.999	NO	MM
10	10	180927M2_11	Standard	500.000	4.79	116678.938	2926.129	498.436	501.8	0.4	NO	0.999	NO	MM

Dataset: F:\Projects\PFAS.PRO\Results\180927M1\180927M1-CRV.qld

Last Altered: Friday, September 28, 2018 09:49:55 Pacific Daylight Time
Printed: Friday, September 28, 2018 10:10:27 Pacific Daylight Time

Compound name: PFDA
Coefficient of Determination: R^2 = 0.999858
Calibration curve: -0.00020178 * x^2 + 1.27741 * x + -0.0259561
Response type: Internal Std (Ref 48), Area * (IS Conc. / IS Area)
Curve type: 2nd Order, Origin: Exclude, Weighting: 1/x, Axis trans: None

	#	Name	Type	Std. Conc	RT	Area	IS Area	Response	Conc.	%Dev	Conc. Flag	CoD	CoD Flag	x=excluded
1	1	180927M2_2	Standard	0.250	5.09	380.000	14706.642	0.323	0.3	9.3	NO	1.000	NO	MM
2	2	180927M2_3	Standard	0.500	5.09	780.256	14788.927	0.659	0.5	7.3	NO	1.000	NO	bb
3	3	180927M2_4	Standard	1.000	5.09	1462.658	15562.817	1.175	0.9	-6.0	NO	1.000	NO	MM
4	4	180927M2_5	Standard	2.000	5.09	2943.434	15882.734	2.317	1.8	-8.3	NO	1.000	NO	MM
5	5	180927M2_6	Standard	5.000	5.09	7193.760	15322.726	5.869	4.6	-7.6	NO	1.000	NO	bb
6	6	180927M2_7	Standard	10.000	5.09	15109.217	14094.957	13.399	10.5	5.3	NO	1.000	NO	bb
7	7	180927M2_8	Standard	50.000	5.09	71424.180	13951.526	63.993	50.5	1.0	NO	1.000	NO	bb
8	8	180927M2_9	Standard	100.000	5.09	135893.484	13718.648	123.822	98.5	-1.5	NO	1.000	NO	bb
9	9	180927M2_10	Standard	250.000	5.09	324950.188	13161.732	308.613	251.6	0.6	NO	1.000	NO	bb
10	10	180927M2_11	Standard	500.000	5.09	593761.438	12631.290	587.590	499.4	-0.1	NO	1.000	NO	bb

Compound name: 8:2 FTS
Coefficient of Determination: R^2 = 0.998209
Calibration curve: -0.00619295 * x^2 + 1.61852 * x + -0.0960863
Response type: Internal Std (Ref 49), Area * (IS Conc. / IS Area)
Curve type: 2nd Order, Origin: Exclude, Weighting: 1/x, Axis trans: None

	#	Name	Type	Std. Conc	RT	Area	IS Area	Response	Conc.	%Dev	Conc. Flag	CoD	CoD Flag	x=excluded
1	1	180927M2_2	Standard	0.250	5.06	38.872	2556.951	0.190	0.2	-29.2	NO	0.998	NO	bb
2	2	180927M2_3	Standard	0.500	5.06	152.549	2222.067	0.858	0.6	18.2	NO	0.998	NO	bb
3	3	180927M2_4	Standard	1.000	5.06	343.812	2372.249	1.812	1.2	18.4	NO	0.998	NO	bb
4	4	180927M2_5	Standard	2.000	5.06	517.041	2220.482	2.911	1.9	-6.4	NO	0.998	NO	bb
5	5	180927M2_6	Standard	5.000	5.06	1407.591	2240.085	7.855	5.0	0.2	NO	0.998	NO	bb
6	6	180927M2_7	Standard	10.000	5.06	2777.100	2268.031	15.306	9.9	-1.1	NO	0.998	NO	bb
7	7	180927M2_8	Standard	50.000	5.06	13160.393	2516.121	65.380	50.0	0.1	NO	0.998	NO	bb
8	8	180927M2_9	Standard	100.000	5.06	26266.256	3181.591	103.196	110.8	10.8	NO	0.998	NO	bbX
9	9	180927M2_10	Standard	250.000	5.06	60581.820	4027.371	188.032			NO	0.998	YES	MMXI
10	10	180927M2_11	Standard	500.000	5.06	110062.922	5689.602	241.807			NO	0.998	YES	MMXI

Dataset: F:\Projects\PFAS.PRO\Results\180927M1\180927M1-CRV.qld

Last Altered: Friday, September 28, 2018 09:49:55 Pacific Daylight Time
Printed: Friday, September 28, 2018 10:10:27 Pacific Daylight Time

Compound name: PFNS
Coefficient of Determination: R^2 = 0.999246
Calibration curve: -4.63888e-005 * x^2 + 0.693734 * x + -0.0308376
Response type: Internal Std (Ref 47), Area * (IS Conc. / IS Area)
Curve type: 2nd Order, Origin: Exclude, Weighting: 1/x, Axis trans: None

	#	Name	Type	Std. Conc	RT	Area	IS Area	Response	Conc.	%Dev	Conc. Flag	CoD	CoD Flag	x=excluded
1	1	180927M2_2	Standard	0.250	5.14	36.418	3355.071	0.136	0.2	-4.0	NO	0.999	NO	MM
2	2	180927M2_3	Standard	0.500	5.15	74.701	3375.701	0.277	0.4	-11.4	NO	0.999	NO	bb
3	3	180927M2_4	Standard	1.000	5.15	215.908	3340.922	0.808	1.2	20.9	NO	0.999	NO	bb
4	4	180927M2_5	Standard	2.000	5.15	324.305	3261.490	1.243	1.8	-8.2	NO	0.999	NO	bb
5	5	180927M2_6	Standard	5.000	5.15	849.881	3309.910	3.210	4.7	-6.6	NO	0.999	NO	MM
6	6	180927M2_7	Standard	10.000	5.15	1875.700	3090.391	7.587	11.0	9.9	NO	0.999	NO	bb
7	7	180927M2_8	Standard	50.000	5.16	8832.084	3322.707	33.226	48.1	-3.8	NO	0.999	NO	bb
8	8	180927M2_9	Standard	100.000	5.15	17890.262	3090.671	72.356	105.1	5.1	NO	0.999	NO	bb
9	9	180927M2_10	Standard	250.000	5.15	43442.789	3262.628	166.441	243.9	-2.4	NO	0.999	NO	bb
10	10	180927M2_11	Standard	500.000	5.15	78817.063	2926.129	336.695	502.2	0.4	NO	0.999	NO	bb

Compound name: L-MeFOSAA
Coefficient of Determination: R^2 = 0.999600
Calibration curve: -0.000194362 * x^2 + 1.34878 * x + -0.0549476
Response type: Internal Std (Ref 50), Area * (IS Conc. / IS Area)
Curve type: 2nd Order, Origin: Include, Weighting: 1/x, Axis trans: None

	#	Name	Type	Std. Conc	RT	Area	IS Area	Response	Conc.	%Dev	Conc. Flag	CoD	CoD Flag	x=excluded
1	1	180927M2_2	Standard	0.250	5.24	161.708	6631.781	0.305	0.3	6.7	NO	1.000	NO	MM
2	2	180927M2_3	Standard	0.500	5.24	248.171	6528.409	0.475	0.4	-21.4	NO	1.000	NO	MM
3	3	180927M2_4	Standard	1.000	5.24	650.735	6656.764	1.222	0.9	-5.3	NO	1.000	NO	MM
4	4	180927M2_5	Standard	2.000	5.24	1366.736	6525.325	2.618	2.0	-0.9	NO	1.000	NO	MM
5	5	180927M2_6	Standard	5.000	5.24	3216.764	6412.277	6.271	4.7	-6.1	NO	1.000	NO	MM
6	6	180927M2_7	Standard	10.000	5.24	7377.831	6288.877	14.664	10.9	9.3	NO	1.000	NO	MM
7	7	180927M2_8	Standard	50.000	5.24	35038.766	6496.140	67.422	50.4	0.8	NO	1.000	NO	MM
8	8	180927M2_9	Standard	100.000	5.24	69269.242	6360.517	136.131	102.5	2.5	NO	1.000	NO	MM
9	9	180927M2_10	Standard	250.000	5.24	164233.516	6462.918	317.646	244.1	-2.3	NO	1.000	NO	MM
10	10	180927M2_11	Standard	500.000	5.24	301521.906	5995.000	628.695	502.6	0.5	NO	1.000	NO	MM

Dataset: F:\Projects\PFAS.PRO\Results\180927M1\180927M1-CRV.qld

Last Altered: Friday, September 28, 2018 09:49:55 Pacific Daylight Time
Printed: Friday, September 28, 2018 10:10:27 Pacific Daylight Time

Compound name: L-EtFOSAA
Coefficient of Determination: R^2 = 0.999086
Calibration curve: -6.32343e-005 * x^2 + 1.0957 * x + -0.0917614
Response type: Internal Std (Ref 52), Area * (IS Conc. / IS Area)
Curve type: 2nd Order, Origin: Exclude, Weighting: 1/x, Axis trans: None

	#	Name	Type	Std. Conc	RT	Area	IS Area	Response	Conc.	%Dev	Conc. Flag	CoD	CoD Flag	x=excluded
1	1	180927M2_2	Standard	0.250	5.40	137.933	7282.803	0.237	0.3	19.9	NO	0.999	NO	MM
2	2	180927M2_3	Standard	0.500	5.39	279.375	6884.673	0.507	0.5	9.3	NO	0.999	NO	MM
3	3	180927M2_4	Standard	1.000	5.40	527.119	7192.582	0.916	0.9	-8.0	NO	0.999	NO	MM
4	4	180927M2_5	Standard	2.000	5.40	1121.139	7152.738	1.959	1.9	-6.4	NO	0.999	NO	MM
5	5	180927M2_6	Standard	5.000	5.40	2830.642	6869.178	5.151	4.8	-4.3	NO	0.999	NO	MM
6	6	180927M2_7	Standard	10.000	5.40	5796.611	7098.775	10.207	9.4	-6.0	NO	0.999	NO	MM
7	7	180927M2_8	Standard	50.000	5.40	28106.746	6822.140	51.499	47.2	-5.6	NO	0.999	NO	MM
8	8	180927M2_9	Standard	100.000	5.40	54100.926	6372.323	106.125	97.5	-2.5	NO	0.999	NO	MM
9	9	180927M2_10	Standard	250.000	5.39	129177.406	5732.352	281.685	261.1	4.4	NO	0.999	NO	MM
10	10	180927M2_11	Standard	500.000	5.40	227970.625	5408.167	526.913	495.1	-1.0	NO	0.999	NO	MM

Vista Analytical Laboratory

Dataset: F:\Projects\PFAS.PRO\Results\180927M1\180927M1-CRV.qld

Last Altered: Friday, September 28, 2018 09:49:55 Pacific Daylight Time
Printed: Friday, September 28, 2018 10:12:19 Pacific Daylight Time

Method: F:\Projects\PFAS.PRO\MethDB\PFAS_FULL_80C_092718.mdb 27 Sep 2018 14:49:25
Calibration: F:\Projects\PFAS.PRO\CurveDB\C18_VAL-PFAS_Q4_09-27-18.cdb 28 Sep 2018 09:49:55

Compound name: PFUdA
Coefficient of Determination: R^2 = 0.999873
Calibration curve: -8.40816e-005 * x^2 + 1.02568 * x + 0.03942
Response type: Internal Std (Ref 51), Area * (IS Conc. / IS Area)
Curve type: 2nd Order, Origin: Exclude, Weighting: 1/x, Axis trans: None

	#	Name	Type	Std. Conc	RT	Area	IS Area	Response	Conc.	%Dev	Conc. Flag	CoD	CoD Flag	x=excluded
1	1	180927M2_2	Standard	0.250	5.41	532.285	20094.883	0.331	0.3	13.8	NO	1.000	NO	MM
2	2	180927M2_3	Standard	0.500	5.41	798.250	19388.703	0.515	0.5	-7.3	NO	1.000	NO	MM
3	3	180927M2_4	Standard	1.000	5.41	1677.249	19474.479	1.077	1.0	1.1	NO	1.000	NO	bb
4	4	180927M2_5	Standard	2.000	5.41	3225.193	20475.334	1.969	1.9	-5.9	NO	1.000	NO	MM
5	5	180927M2_6	Standard	5.000	5.41	7291.453	19358.227	4.708	4.6	-8.9	NO	1.000	NO	bb
6	6	180927M2_7	Standard	10.000	5.41	16674.262	18898.115	11.029	10.7	7.2	NO	1.000	NO	MM
7	7	180927M2_8	Standard	50.000	5.42	76399.047	18609.729	51.317	50.2	0.4	NO	1.000	NO	bb
8	8	180927M2_9	Standard	100.000	5.41	144771.688	17827.613	101.508	99.7	-0.3	NO	1.000	NO	bb
9	9	180927M2_10	Standard	250.000	5.42	331772.781	16527.176	250.930	249.7	-0.1	NO	1.000	NO	bb
10	10	180927M2_11	Standard	500.000	5.41	619918.875	15749.349	492.019	500.2	0.0	NO	1.000	NO	bb

Compound name: PFDS
Coefficient of Determination: R^2 = 0.999595
Calibration curve: -0.000108698 * x^2 + 1.05849 * x + -0.0396283
Response type: Internal Std (Ref 47), Area * (IS Conc. / IS Area)
Curve type: 2nd Order, Origin: Exclude, Weighting: 1/x, Axis trans: None

	#	Name	Type	Std. Conc	RT	Area	IS Area	Response	Conc.	%Dev	Conc. Flag	CoD	CoD Flag	x=excluded
1	1	180927M2_2	Standard	0.250	5.46	52.736	3355.071	0.196	0.2	-10.8	NO	1.000	NO	bb
2	2	180927M2_3	Standard	0.500	5.45	116.630	3375.701	0.432	0.4	-10.9	NO	1.000	NO	bb
3	3	180927M2_4	Standard	1.000	5.46	294.793	3340.922	1.103	1.1	8.0	NO	1.000	NO	bb
4	4	180927M2_5	Standard	2.000	5.46	568.517	3261.490	2.179	2.1	4.8	NO	1.000	NO	bb
5	5	180927M2_6	Standard	5.000	5.46	1460.312	3309.910	5.515	5.3	5.0	NO	1.000	NO	bb
6	6	180927M2_7	Standard	10.000	5.46	2662.656	3090.391	10.770	10.2	2.2	NO	1.000	NO	MM
7	7	180927M2_8	Standard	50.000	5.46	14081.339	3322.707	52.974	50.3	0.7	NO	1.000	NO	bb
8	8	180927M2_9	Standard	100.000	5.46	26724.164	3090.671	108.084	103.2	3.2	NO	1.000	NO	bb
9	9	180927M2_10	Standard	250.000	5.46	65403.184	3262.628	250.577	242.8	-2.9	NO	1.000	NO	bb
10	10	180927M2_11	Standard	500.000	5.46	118197.211	2926.129	504.921	503.0	0.6	NO	1.000	NO	bb

Dataset: F:\Projects\PFAS.PRO\Results\180927M1\180927M1-CRV.qld

Last Altered: Friday, September 28, 2018 09:49:55 Pacific Daylight Time
Printed: Friday, September 28, 2018 10:12:19 Pacific Daylight Time

Compound name: PFDoA
Coefficient of Determination: R^2 = 0.999599
Calibration curve: -5.15839e-005 * x^2 + 1.31507 * x + 0.0341292
Response type: Internal Std (Ref 53), Area * (IS Conc. / IS Area)
Curve type: 2nd Order, Origin: Exclude, Weighting: 1/x, Axis trans: None

	#	Name	Type	Std. Conc	RT	Area	IS Area	Response	Conc.	%Dev	Conc. Flag	CoD	CoD Flag	x=excluded
1	1	180927M2_2	Standard	0.250	5.69	561.669	18637.711	0.377	0.3	4.2	NO	1.000	NO	MM
2	2	180927M2_3	Standard	0.500	5.70	1074.052	18404.963	0.729	0.5	5.7	NO	1.000	NO	bd
3	3	180927M2_4	Standard	1.000	5.70	1948.453	18531.615	1.314	1.0	-2.7	NO	1.000	NO	bd
4	4	180927M2_5	Standard	2.000	5.70	4018.447	18471.678	2.719	2.0	2.1	NO	1.000	NO	dd
5	5	180927M2_6	Standard	5.000	5.70	9423.898	18481.924	6.374	4.8	-3.6	NO	1.000	NO	bd
6	6	180927M2_7	Standard	10.000	5.70	19085.668	18748.811	12.725	9.7	-3.5	NO	1.000	NO	bd
7	7	180927M2_8	Standard	50.000	5.70	98180.555	19010.492	64.557	49.2	-1.7	NO	1.000	NO	MM
8	8	180927M2_9	Standard	100.000	5.70	186209.766	18317.125	127.074	97.0	-3.0	NO	1.000	NO	bb
9	9	180927M2_10	Standard	250.000	5.70	456172.188	17016.326	335.099	257.4	3.0	NO	1.000	NO	bb
10	10	180927M2_11	Standard	500.000	5.70	825027.438	16093.011	640.827	497.0	-0.6	NO	1.000	NO	bb

Compound name: N-MeFOSA
Coefficient of Determination: R^2 = 0.999834
Calibration curve: -4.74049e-005 * x^2 + 0.979543 * x + 0.0998916
Response type: Internal Std (Ref 54), Area * (IS Conc. / IS Area)
Curve type: 2nd Order, Origin: Include, Weighting: 1/x, Axis trans: None

	#	Name	Type	Std. Conc	RT	Area	IS Area	Response	Conc.	%Dev	Conc. Flag	CoD	CoD Flag	x=excluded
1	1	180927M2_2	Standard	1.250	5.78	186.495	21265.920	1.315	1.2	-0.7	NO	1.000	NO	bb
2	2	180927M2_3	Standard	2.500	5.78	356.882	21059.500	2.542	2.5	-0.3	NO	1.000	NO	MM
3	3	180927M2_4	Standard	5.000	5.78	745.649	21749.555	5.143	5.1	3.0	NO	1.000	NO	bb
4	4	180927M2_5	Standard	10.000	5.78	1396.222	21032.541	9.958	10.1	0.7	NO	1.000	NO	bb
5	5	180927M2_6	Standard	25.000	5.78	3518.080	20997.514	25.132	25.6	2.3	NO	1.000	NO	bb
6	6	180927M2_7	Standard	50.000	5.78	7391.864	21729.938	51.025	52.1	4.2	NO	1.000	NO	bb
7	7	180927M2_8	Standard	250.000	5.78	34382.922	21859.918	235.931	243.6	-2.5	NO	1.000	NO	bb
8	8	180927M2_9	Standard	500.000	5.78	67264.266	20644.990	488.721	511.5	2.3	NO	1.000	NO	bb
9	9	180927M2_10	Standard	1250.000	5.78	158565.359	20887.293	1138.721	1236.4	-1.1	NO	1.000	NO	bb
10	10	180927M2_11	Standard	2500.000	5.78	279349.844	19426.574	2156.967	2505.8	0.2	NO	1.000	NO	bb

Dataset: F:\Projects\PFAS.PRO\Results\180927M1\180927M1-CRV.qld

Last Altered: Friday, September 28, 2018 09:49:55 Pacific Daylight Time
Printed: Friday, September 28, 2018 10:12:19 Pacific Daylight Time

Compound name: PFTrDA
Coefficient of Determination: R^2 = 0.999770
Calibration curve: -9.97502e-005 * x^2 + 1.48883 * x + 0.1065
Response type: Internal Std (Ref 53), Area * (IS Conc. / IS Area)
Curve type: 2nd Order, Origin: Exclude, Weighting: 1/x, Axis trans: None

	#	Name	Type	Std. Conc	RT	Area	IS Area	Response	Conc.	%Dev	Conc. Flag	CoD	CoD Flag	x=excluded
1	1	180927M2_2	Standard	0.250	5.94	706.890	18637.711	0.474	0.2	-1.2	NO	1.000	NO	bb
2	2	180927M2_3	Standard	0.500	5.94	1231.491	18404.963	0.836	0.5	-1.9	NO	1.000	NO	MM
3	3	180927M2_4	Standard	1.000	5.94	2445.760	18531.615	1.650	1.0	3.7	NO	1.000	NO	bb
4	4	180927M2_5	Standard	2.000	5.94	4639.806	18471.678	3.140	2.0	1.9	NO	1.000	NO	bb
5	5	180927M2_6	Standard	5.000	5.94	11330.771	18481.924	7.663	5.1	1.5	NO	1.000	NO	bb
6	6	180927M2_7	Standard	10.000	5.94	22313.105	18748.811	14.876	9.9	-0.7	NO	1.000	NO	bb
7	7	180927M2_8	Standard	50.000	5.94	109105.461	19010.492	71.740	48.3	-3.5	NO	1.000	NO	bb
8	8	180927M2_9	Standard	100.000	5.94	213844.172	18317.125	145.932	98.6	-1.4	NO	1.000	NO	bb
9	9	180927M2_10	Standard	250.000	5.94	508831.094	17016.326	373.782	255.4	2.1	NO	1.000	NO	bb
10	10	180927M2_11	Standard	500.000	5.95	922322.375	16093.011	716.400	497.7	-0.5	NO	1.000	NO	bb

Compound name: PFTeDA
Coefficient of Determination: R^2 = 0.999229
Calibration curve: -0.00086879 * x^2 + 1.729 * x + 0.0541893
Response type: Internal Std (Ref 55), Area * (IS Conc. / IS Area)
Curve type: 2nd Order, Origin: Exclude, Weighting: 1/x, Axis trans: None

	#	Name	Type	Std. Conc	RT	Area	IS Area	Response	Conc.	%Dev	Conc. Flag	CoD	CoD Flag	x=excluded
1	1	180927M2_2	Standard	0.250	6.15	644.632	15834.047	0.509	0.3	5.2	NO	0.999	NO	MM
2	2	180927M2_3	Standard	0.500	6.16	1068.495	14857.168	0.899	0.5	-2.3	NO	0.999	NO	MM
3	3	180927M2_4	Standard	1.000	6.16	2242.282	16205.153	1.730	1.0	-3.1	NO	0.999	NO	bb
4	4	180927M2_5	Standard	2.000	6.15	4331.458	15650.954	3.459	2.0	-1.4	NO	0.999	NO	MM
5	5	180927M2_6	Standard	5.000	6.16	10536.657	14798.461	8.900	5.1	2.6	NO	0.999	NO	bb
6	6	180927M2_7	Standard	10.000	6.15	21770.352	15085.643	18.039	10.5	4.6	NO	0.999	NO	bb
7	7	180927M2_8	Standard	50.000	6.16	102293.578	16183.526	79.011	46.8	-6.5	NO	0.999	NO	bb
8	8	180927M2_9	Standard	100.000	6.15	199864.656	15491.030	161.275	98.1	-1.9	NO	0.999	NO	bb
9	9	180927M2_10	Standard	250.000	6.16	488503.188	15633.207	390.597	259.8	3.9	NO	0.999	NO	bb
10	10	180927M2_11	Standard	500.000	6.16	853789.000	16619.059	642.176	494.0	-1.2	NO	0.999	NO	bb

Dataset: F:\Projects\PFAS.PRO\Results\180927M1\180927M1-CRV.qld

Last Altered: Friday, September 28, 2018 09:49:55 Pacific Daylight Time
Printed: Friday, September 28, 2018 10:12:19 Pacific Daylight Time

Compound name: N-EtFOSA
Coefficient of Determination: R^2 = 0.999957
Calibration curve: -8.69362e-006 * x^2 + 0.86909 * x + 0.133495
Response type: Internal Std (Ref 56), Area * (IS Conc. / IS Area)
Curve type: 2nd Order, Origin: Exclude, Weighting: 1/x, Axis trans: None

	#	Name	Type	Std. Conc	RT	Area	IS Area	Response	Conc.	%Dev	Conc. Flag	CoD	CoD Flag	x=excluded
1	1	180927M2_2	Standard	1.250	6.18	193.310	25741.309	1.126	1.1	-8.6	NO	1.000	NO	bb
2	2	180927M2_3	Standard	2.500	6.17	400.091	25414.283	2.361	2.6	2.5	NO	1.000	NO	MM!
3	3	180927M2_4	Standard	5.000	6.18	756.693	26045.545	4.358	4.9	-2.8	NO	1.000	NO	bb
4	4	180927M2_5	Standard	10.000	6.18	1581.379	26009.416	9.120	10.3	3.4	NO	1.000	NO	MM
5	5	180927M2_6	Standard	25.000	6.18	3819.385	25899.078	22.121	25.3	1.2	NO	1.000	NO	bb
6	6	180927M2_7	Standard	50.000	6.18	7798.330	25856.695	45.240	51.9	3.9	NO	1.000	NO	bb
7	7	180927M2_8	Standard	250.000	6.18	37192.660	25487.764	218.885	252.3	0.9	NO	1.000	NO	bb
8	8	180927M2_9	Standard	500.000	6.18	70858.023	24594.117	432.164	499.6	-0.1	NO	1.000	NO	bb
9	9	180927M2_10	Standard	1250.000	6.18	161725.328	22762.443	1065.738	1241.5	-0.7	NO	1.000	NO	bb
10	10	180927M2_11	Standard	2500.000	6.18	285000.469	20146.693	2121.940	2504.1	0.2	NO	1.000	NO	bb

Compound name: PFHxDA
Coefficient of Determination: R^2 = 0.999938
Calibration curve: -0.000231409 * x^2 + 0.638655 * x + 0.0501603
Response type: Internal Std (Ref 57), Area * (IS Conc. / IS Area)
Curve type: 2nd Order, Origin: Exclude, Weighting: 1/x, Axis trans: None

	#	Name	Type	Std. Conc	RT	Area	IS Area	Response	Conc.	%Dev	Conc. Flag	CoD	CoD Flag	x=excluded
1	1	180927M2_2	Standard	0.250	6.49	438.621	9630.302	0.228	0.3	11.2	NO	1.000	NO	bb
2	2	180927M2_3	Standard	0.500	6.48	632.615	9640.443	0.328	0.4	-12.9	NO	1.000	NO	bb
3	3	180927M2_4	Standard	1.000	6.49	1393.922	9843.628	0.708	1.0	3.0	NO	1.000	NO	bb
4	4	180927M2_5	Standard	2.000	6.49	2720.807	9958.508	1.366	2.1	3.1	NO	1.000	NO	bb
5	5	180927M2_6	Standard	5.000	6.49	5854.891	9629.195	3.040	4.7	-6.2	NO	1.000	NO	bb
6	6	180927M2_7	Standard	10.000	6.49	12517.239	9636.089	6.495	10.1	1.3	NO	1.000	NO	bb
7	7	180927M2_8	Standard	50.000	6.49	61913.141	9764.521	31.703	50.5	1.0	NO	1.000	NO	bb
8	8	180927M2_9	Standard	100.000	6.49	119323.844	9740.097	61.254	99.4	-0.6	NO	1.000	NO	bb
9	9	180927M2_10	Standard	250.000	6.49	294738.313	10133.323	145.430	250.3	0.1	NO	1.000	NO	bb
10	10	180927M2_11	Standard	500.000	6.49	550787.438	10532.282	261.476	499.9	-0.0	NO	1.000	NO	bb

Dataset: F:\Projects\PFAS.PRO\Results\180927M1\180927M1-CRV.qld

Last Altered: Friday, September 28, 2018 09:49:55 Pacific Daylight Time
Printed: Friday, September 28, 2018 10:12:19 Pacific Daylight Time

Compound name: PFODA
Coefficient of Determination: R^2 = 0.999952
Calibration curve: -0.000368371 * x^2 + 0.962811 * x + 0.0104157
Response type: Internal Std (Ref 57), Area * (IS Conc. / IS Area)
Curve type: 2nd Order, Origin: Include, Weighting: 1/x, Axis trans: None

	#	Name	Type	Std. Conc	RT	Area	IS Area	Response	Conc.	%Dev	Conc. Flag	CoD	CoD Flag	x=excluded
1	1	180927M2_2	Standard	0.250	6.72	481.959	9630.302	0.250	0.2	-0.4	NO	1.000	NO	bb
2	2	180927M2_3	Standard	0.500	6.71	959.545	9640.443	0.498	0.5	1.2	NO	1.000	NO	bb
3	3	180927M2_4	Standard	1.000	6.72	1994.670	9843.628	1.013	1.0	4.2	NO	1.000	NO	bb
4	4	180927M2_5	Standard	2.000	6.72	3760.951	9958.508	1.888	2.0	-2.4	NO	1.000	NO	bb
5	5	180927M2_6	Standard	5.000	6.72	9185.977	9629.195	4.770	5.0	-0.9	NO	1.000	NO	bb
6	6	180927M2_7	Standard	10.000	6.72	19191.602	9636.089	9.958	10.4	3.7	NO	1.000	NO	bb
7	7	180927M2_8	Standard	50.000	6.72	91530.688	9764.521	46.869	49.6	-0.8	NO	1.000	NO	bb
8	8	180927M2_9	Standard	100.000	6.72	178988.469	9740.097	91.882	99.2	-0.8	NO	1.000	NO	bb
9	9	180927M2_10	Standard	250.000	6.71	443623.063	10133.323	218.893	251.5	0.6	NO	1.000	NO	bb
10	10	180927M2_11	Standard	500.000	6.71	819192.500	10532.282	388.896	499.3	-0.1	NO	1.000	NO	bb

Compound name: N-MeFOSE
Coefficient of Determination: R^2 = 0.999786
Calibration curve: 5.78908e-006 * x^2 + 0.900711 * x + 0.272973
Response type: Internal Std (Ref 58), Area * (IS Conc. / IS Area)
Curve type: 2nd Order, Origin: Exclude, Weighting: 1/x, Axis trans: None

	#	Name	Type	Std. Conc	RT	Area	IS Area	Response	Conc.	%Dev	Conc. Flag	CoD	CoD Flag	x=excluded
1	1	180927M2_2	Standard	1.250	6.33	162.166	16737.893	1.453	1.3	4.8	NO	1.000	NO	MM
2	2	180927M2_3	Standard	2.500	6.33	288.931	17235.957	2.514	2.5	-0.5	NO	1.000	NO	bb
3	3	180927M2_4	Standard	5.000	6.33	554.053	17578.506	4.728	4.9	-1.1	NO	1.000	NO	MM
4	4	180927M2_5	Standard	10.000	6.33	1019.541	17335.770	8.822	9.5	-5.1	NO	1.000	NO	bb
5	5	180927M2_6	Standard	25.000	6.33	2578.758	17490.674	22.115	24.2	-3.0	NO	1.000	NO	bb
6	6	180927M2_7	Standard	50.000	6.33	5507.737	17818.711	46.365	51.2	2.3	NO	1.000	NO	bb
7	7	180927M2_8	Standard	250.000	6.33	27029.088	17100.529	237.090	262.5	5.0	NO	1.000	NO	bb
8	8	180927M2_9	Standard	500.000	6.33	53199.586	18069.568	441.623	488.5	-2.3	NO	1.000	NO	bb
9	9	180927M2_10	Standard	1250.000	6.33	131092.234	17373.066	1131.858	1246.3	-0.3	NO	1.000	NO	bb
10	10	180927M2_11	Standard	2500.000	6.33	259565.047	16995.717	2290.857	2502.8	0.1	NO	1.000	NO	bb

Dataset: F:\Projects\PFAS.PRO\Results\180927M1\180927M1-CRV.qld

Last Altered: Friday, September 28, 2018 09:49:55 Pacific Daylight Time
Printed: Friday, September 28, 2018 10:12:19 Pacific Daylight Time

Compound name: N-EtFOSE
Coefficient of Determination: R^2 = 0.999711
Calibration curve: 3.17304e-006 * x^2 + 1.007 * x + 0.0822337
Response type: Internal Std (Ref 59), Area * (IS Conc. / IS Area)
Curve type: 2nd Order, Origin: Exclude, Weighting: 1/x, Axis trans: None

	#	Name	Type	Std. Conc	RT	Area	IS Area	Response	Conc.	%Dev	Conc. Flag	CoD	CoD Flag	x=excluded
1	1	180927M2_2	Standard	1.250	6.48	162.571	17267.631	1.412	1.3	5.7	NO	1.000	NO	bb
2	2	180927M2_3	Standard	2.500	6.48	291.390	17586.574	2.485	2.4	-4.5	NO	1.000	NO	bb
3	3	180927M2_4	Standard	5.000	6.48	642.403	17764.828	5.424	5.3	6.1	NO	1.000	NO	bb
4	4	180927M2_5	Standard	10.000	6.48	1199.351	18476.584	9.737	9.6	-4.1	NO	1.000	NO	bb
5	5	180927M2_6	Standard	25.000	6.48	2921.796	18374.984	23.851	23.6	-5.6	NO	1.000	NO	bb
6	6	180927M2_7	Standard	50.000	6.48	6216.977	17453.949	53.429	53.0	5.9	NO	1.000	NO	bb
7	7	180927M2_8	Standard	250.000	6.49	30533.496	18806.555	243.533	241.6	-3.4	NO	1.000	NO	bb
8	8	180927M2_9	Standard	500.000	6.48	58834.531	17802.992	495.713	491.4	-1.7	NO	1.000	NO	bb
9	9	180927M2_10	Standard	1250.000	6.48	148511.359	17266.313	1290.183	1276.0	2.1	NO	1.000	NO	bb
10	10	180927M2_11	Standard	2500.000	6.48	286498.688	17007.844	2526.764	2489.6	-0.4	NO	1.000	NO	bb

Compound name: 13C3-PFBA
Response Factor: 0.783009
RRF SD: 0.00756107, Relative SD: 0.965643
Response type: Internal Std (Ref 60), Area * (IS Conc. / IS Area)
Curve type: RF

	#	Name	Type	Std. Conc	RT	Area	IS Area	Response	Conc.	%Dev	Conc. Flag	CoD	CoD Flag	x=excluded
1	1	180927M2_2	Standard	12.500	1.34	8202.880	10567.510	9.703	12.4	-0.9	NO		NO	MM
2	2	180927M2_3	Standard	12.500	1.34	8219.220	10363.104	9.914	12.7	1.3	NO		NO	MM
3	3	180927M2_4	Standard	12.500	1.35	8150.735	10632.993	9.582	12.2	-2.1	NO		NO	MM
4	4	180927M2_5	Standard	12.500	1.35	8314.067	10579.523	9.823	12.5	0.4	NO		NO	MM
5	5	180927M2_6	Standard	12.500	1.35	8420.146	10724.708	9.814	12.5	0.3	NO		NO	MM
6	6	180927M2_7	Standard	12.500	1.35	8435.581	10771.597	9.789	12.5	0.0	NO		NO	MM
7	7	180927M2_8	Standard	12.500	1.35	8025.003	10261.946	9.775	12.5	-0.1	NO		NO	MM
8	8	180927M2_9	Standard	12.500	1.35	8614.709	10876.663	9.900	12.6	1.2	NO		NO	MM
9	9	180927M2_10	Standard	12.500	1.35	9111.513	11643.300	9.782	12.5	-0.1	NO		NO	MM
10	10	180927M2_11	Standard	12.500	1.35	8932.195	11400.880	9.793	12.5	0.1	NO		NO	MM

Dataset: F:\Projects\PFAS.PRO\Results\180927M1\180927M1-CRV.qld

Last Altered: Friday, September 28, 2018 09:49:55 Pacific Daylight Time
Printed: Friday, September 28, 2018 10:12:19 Pacific Daylight Time

Compound name: 13C3-PFPeA
Response Factor: 0.625816
RRF SD: 0.0133648, Relative SD: 2.13558
Response type: Internal Std (Ref 61), Area * (IS Conc. / IS Area)
Curve type: RF

	#	Name	Type	Std. Conc	RT	Area	IS Area	Response	Conc.	%Dev	Conc. Flag	CoD	CoD Flag	x=excluded
1	1	180927M2_2	Standard	12.500	2.33	11654.392	19054.578	7.645	12.2	-2.3	NO		NO	bb
2	2	180927M2_3	Standard	12.500	2.33	11960.715	18652.201	8.016	12.8	2.5	NO		NO	MM
3	3	180927M2_4	Standard	12.500	2.33	11715.703	18694.494	7.834	12.5	0.1	NO		NO	bb
4	4	180927M2_5	Standard	12.500	2.33	11929.602	19309.770	7.723	12.3	-1.3	NO		NO	bb
5	5	180927M2_6	Standard	12.500	2.33	11645.427	18865.738	7.716	12.3	-1.4	NO		NO	bb
6	6	180927M2_7	Standard	12.500	2.34	11382.354	18511.996	7.686	12.3	-1.8	NO		NO	bb
7	7	180927M2_8	Standard	12.500	2.33	11525.992	18742.975	7.687	12.3	-1.7	NO		NO	bb
8	8	180927M2_9	Standard	12.500	2.34	11192.046	17905.041	7.813	12.5	-0.1	NO		NO	bb
9	9	180927M2_10	Standard	12.500	2.34	10784.392	16931.217	7.962	12.7	1.8	NO		NO	bb
10	10	180927M2_11	Standard	12.500	2.33	10186.291	15631.396	8.146	13.0	4.1	NO		NO	bb

Compound name: 13C3-PFBS
Response Factor: 0.533924
RRF SD: 0.0143214, Relative SD: 2.68229
Response type: Internal Std (Ref 62), Area * (IS Conc. / IS Area)
Curve type: RF

	#	Name	Type	Std. Conc	RT	Area	IS Area	Response	Conc.	%Dev	Conc. Flag	CoD	CoD Flag	x=excluded
1	1	180927M2_2	Standard	12.500	2.62	1694.228	3348.060	6.325	11.8	-5.2	NO		NO	bb
2	2	180927M2_3	Standard	12.500	2.62	1677.948	3079.743	6.810	12.8	2.0	NO		NO	bb
3	3	180927M2_4	Standard	12.500	2.62	1712.433	3102.575	6.899	12.9	3.4	NO		NO	MM
4	4	180927M2_5	Standard	12.500	2.62	1670.249	3188.160	6.549	12.3	-1.9	NO		NO	bb
5	5	180927M2_6	Standard	12.500	2.63	1680.322	3109.082	6.756	12.7	1.2	NO		NO	bb
6	6	180927M2_7	Standard	12.500	2.63	1652.009	3070.857	6.725	12.6	0.8	NO		NO	MM
7	7	180927M2_8	Standard	12.500	2.63	1594.138	3034.912	6.566	12.3	-1.6	NO		NO	bb
8	8	180927M2_9	Standard	12.500	2.63	1619.678	2976.848	6.801	12.7	1.9	NO		NO	MM
9	9	180927M2_10	Standard	12.500	2.63	1485.285	2853.502	6.506	12.2	-2.5	NO		NO	bb
10	10	180927M2_11	Standard	12.500	2.63	1359.710	2498.325	6.803	12.7	1.9	NO		NO	bb

Dataset: F:\Projects\PFAS.PRO\Results\180927M1\180927M1-CRV.qld

Last Altered: Friday, September 28, 2018 09:49:55 Pacific Daylight Time
Printed: Friday, September 28, 2018 10:12:19 Pacific Daylight Time

Compound name: 13C2-4:2 FTS
Response Factor: 1.0635
RRF SD: 0.123938, Relative SD: 11.6538
Response type: Internal Std (Ref 62), Area * (IS Conc. / IS Area)
Curve type: RF

	#	Name	Type	Std. Conc	RT	Area	IS Area	Response	Conc.	%Dev	Conc. Flag	CoD	CoD Flag	x=excluded
1	1	180927M2_2	Standard	12.500	3.03	3247.224	3348.060	12.124	11.4	-8.8	NO		NO	bb
2	2	180927M2_3	Standard	12.500	3.03	3151.139	3079.743	12.790	12.0	-3.8	NO		NO	bb
3	3	180927M2_4	Standard	12.500	3.03	3087.867	3102.575	12.441	11.7	-6.4	NO		NO	bb
4	4	180927M2_5	Standard	12.500	3.03	3113.696	3188.160	12.208	11.5	-8.2	NO		NO	MM
5	5	180927M2_6	Standard	12.500	3.03	3132.016	3109.082	12.592	11.8	-5.3	NO		NO	MM
6	6	180927M2_7	Standard	12.500	3.03	3193.275	3070.857	12.998	12.2	-2.2	NO		NO	MM
7	7	180927M2_8	Standard	12.500	3.04	3540.632	3034.912	14.583	13.7	9.7	NO		NO	MM
8	8	180927M2_9	Standard	12.500	3.03	3956.783	2976.848	16.615	15.6	25.0	NO		NO	bb
9	9	180927M2_10	Standard	12.500	3.03	5337.950	2853.502	23.383	22.0	75.9	NO		NO	bbX
10	10	180927M2_11	Standard	12.500	3.04	7298.041	2498.325	36.515	34.3	174.7	NO		NO	MMX

Compound name: 13C2-PFHxA
Response Factor: 1.01382
RRF SD: 0.0343091, Relative SD: 3.38415
Response type: Internal Std (Ref 61), Area * (IS Conc. / IS Area)
Curve type: RF

	#	Name	Type	Std. Conc	RT	Area	IS Area	Response	Conc.	%Dev	Conc. Flag	CoD	CoD Flag	x=excluded
1	1	180927M2_2	Standard	5.000	3.12	7444.498	19054.578	4.884	4.8	-3.7	NO		NO	bb
2	2	180927M2_3	Standard	5.000	3.12	7690.434	18652.201	5.154	5.1	1.7	NO		NO	bb
3	3	180927M2_4	Standard	5.000	3.12	7712.110	18694.494	5.157	5.1	1.7	NO		NO	bb
4	4	180927M2_5	Standard	5.000	3.12	7603.808	19309.770	4.922	4.9	-2.9	NO		NO	bb
5	5	180927M2_6	Standard	5.000	3.12	7552.848	18865.738	5.004	4.9	-1.3	NO		NO	bb
6	6	180927M2_7	Standard	5.000	3.13	7165.256	18511.996	4.838	4.8	-4.6	NO		NO	bb
7	7	180927M2_8	Standard	5.000	3.13	7597.533	18742.975	5.067	5.0	-0.0	NO		NO	MM
8	8	180927M2_9	Standard	5.000	3.13	7259.608	17905.041	5.068	5.0	-0.0	NO		NO	bb
9	9	180927M2_10	Standard	5.000	3.13	7007.080	16931.217	5.173	5.1	2.1	NO		NO	bb
10	10	180927M2_11	Standard	5.000	3.13	6782.375	15631.396	5.424	5.3	7.0	NO		NO	bb

Dataset: F:\Projects\PFAS.PRO\Results\180927M1\180927M1-CRV.qld

Last Altered: Friday, September 28, 2018 09:49:55 Pacific Daylight Time
Printed: Friday, September 28, 2018 10:12:19 Pacific Daylight Time

Compound name: 13C4-PFHpA
Response Factor: 0.575077
RRF SD: 0.0170048, Relative SD: 2.95696
Response type: Internal Std (Ref 61), Area * (IS Conc. / IS Area)
Curve type: RF

	#	Name	Type	Std. Conc	RT	Area	IS Area	Response	Conc.	%Dev	Conc. Flag	CoD	CoD Flag	x=excluded
1	1	180927M2_2	Standard	12.500	3.75	10794.283	19054.578	7.081	12.3	-1.5	NO		NO	bb
2	2	180927M2_3	Standard	12.500	3.75	11151.263	18652.201	7.473	13.0	4.0	NO		NO	bb
3	3	180927M2_4	Standard	12.500	3.75	11375.358	18694.494	7.606	13.2	5.8	NO		NO	MM
4	4	180927M2_5	Standard	12.500	3.75	11026.429	19309.770	7.138	12.4	-0.7	NO		NO	bb
5	5	180927M2_6	Standard	12.500	3.75	10911.875	18865.738	7.230	12.6	0.6	NO		NO	MM
6	6	180927M2_7	Standard	12.500	3.75	10778.798	18511.996	7.278	12.7	1.2	NO		NO	bb
7	7	180927M2_8	Standard	12.500	3.75	10622.844	18742.975	7.085	12.3	-1.4	NO		NO	bb
8	8	180927M2_9	Standard	12.500	3.75	9948.304	17905.041	6.945	12.1	-3.4	NO		NO	bb
9	9	180927M2_10	Standard	12.500	3.75	9569.891	16931.217	7.065	12.3	-1.7	NO		NO	bb
10	10	180927M2_11	Standard	12.500	3.75	8732.500	15631.396	6.983	12.1	-2.9	NO		NO	MM

Compound name: 18O2-PFHxS
Response Factor: 0.450943
RRF SD: 0.0215015, Relative SD: 4.76812
Response type: Internal Std (Ref 62), Area * (IS Conc. / IS Area)
Curve type: RF

	#	Name	Type	Std. Conc	RT	Area	IS Area	Response	Conc.	%Dev	Conc. Flag	CoD	CoD Flag	x=excluded
1	1	180927M2_2	Standard	12.500	3.90	1354.884	3348.060	5.058	11.2	-10.3	NO		NO	bb
2	2	180927M2_3	Standard	12.500	3.90	1369.500	3079.743	5.558	12.3	-1.4	NO		NO	bb
3	3	180927M2_4	Standard	12.500	3.90	1396.328	3102.575	5.626	12.5	-0.2	NO		NO	bb
4	4	180927M2_5	Standard	12.500	3.90	1476.482	3188.160	5.789	12.8	2.7	NO		NO	MM
5	5	180927M2_6	Standard	12.500	3.90	1440.760	3109.082	5.793	12.8	2.8	NO		NO	MM
6	6	180927M2_7	Standard	12.500	3.90	1423.062	3070.857	5.793	12.8	2.8	NO		NO	bb
7	7	180927M2_8	Standard	12.500	3.90	1368.081	3034.912	5.635	12.5	-0.0	NO		NO	bb
8	8	180927M2_9	Standard	12.500	3.90	1268.303	2976.848	5.326	11.8	-5.5	NO		NO	bd
9	9	180927M2_10	Standard	12.500	3.90	1332.079	2853.502	5.835	12.9	3.5	NO		NO	bb
10	10	180927M2_11	Standard	12.500	3.90	1190.295	2498.325	5.955	13.2	5.7	NO		NO	bb

Dataset: F:\Projects\PFAS.PRO\Results\180927M1\180927M1-CRV.qld

Last Altered: Friday, September 28, 2018 09:49:55 Pacific Daylight Time
Printed: Friday, September 28, 2018 10:12:19 Pacific Daylight Time

Compound name: 13C2-6:2 FTS
Response Factor: 1.06011
RRF SD: 0.143072, Relative SD: 13.4959
Response type: Internal Std (Ref 65), Area * (IS Conc. / IS Area)
Curve type: RF

	#	Name	Type	Std. Conc	RT	Area	IS Area	Response	Conc.	%Dev	Conc. Flag	CoD	CoD Flag	x=excluded
1	1	180927M2_2	Standard	12.500	4.22	3270.053	3372.426	12.121	11.4	-8.5	NO		NO	bb
2	2	180927M2_3	Standard	12.500	4.22	3258.680	3226.436	12.625	11.9	-4.7	NO		NO	bb
3	3	180927M2_4	Standard	12.500	4.22	3145.240	3234.385	12.155	11.5	-8.3	NO		NO	MM
4	4	180927M2_5	Standard	12.500	4.22	3363.575	3259.021	12.901	12.2	-2.6	NO		NO	bb
5	5	180927M2_6	Standard	12.500	4.22	3169.354	3455.433	11.465	10.8	-13.5	NO		NO	bb
6	6	180927M2_7	Standard	12.500	4.22	3322.816	3225.416	12.877	12.1	-2.8	NO		NO	bb
7	7	180927M2_8	Standard	12.500	4.22	3692.217	3073.291	15.017	14.2	13.3	NO		NO	bd
8	8	180927M2_9	Standard	12.500	4.22	4294.789	3186.194	16.849	15.9	27.2	NO		NO	bb
9	9	180927M2_10	Standard	12.500	4.22	5661.644	2899.134	24.411	23.0	84.2	NO		NO	bbX
10	10	180927M2_11	Standard	12.500	4.22	7997.229	2815.417	35.506	33.5	167.9	NO		NO	MMX

Compound name: 13C2-PFOA
Response Factor: 0.760248
RRF SD: 0.0141209, Relative SD: 1.8574
Response type: Internal Std (Ref 63), Area * (IS Conc. / IS Area)
Curve type: RF

	#	Name	Type	Std. Conc	RT	Area	IS Area	Response	Conc.	%Dev	Conc. Flag	CoD	CoD Flag	x=excluded
1	1	180927M2_2	Standard	12.500	4.27	16270.143	21500.086	9.459	12.4	-0.5	NO		NO	bb
2	2	180927M2_3	Standard	12.500	4.28	16467.699	21188.270	9.715	12.8	2.2	NO		NO	bb
3	3	180927M2_4	Standard	12.500	4.28	16587.557	22324.883	9.288	12.2	-2.3	NO		NO	bb
4	4	180927M2_5	Standard	12.500	4.28	16544.393	22063.840	9.373	12.3	-1.4	NO		NO	bb
5	5	180927M2_6	Standard	12.500	4.28	15964.197	21627.195	9.227	12.1	-2.9	NO		NO	bb
6	6	180927M2_7	Standard	12.500	4.28	16040.480	21187.299	9.463	12.4	-0.4	NO		NO	bb
7	7	180927M2_8	Standard	12.500	4.28	16455.172	21556.766	9.542	12.6	0.4	NO		NO	MM
8	8	180927M2_9	Standard	12.500	4.28	16004.271	20802.148	9.617	12.6	1.2	NO		NO	bb
9	9	180927M2_10	Standard	12.500	4.28	15209.375	19858.283	9.574	12.6	0.7	NO		NO	bb
10	10	180927M2_11	Standard	12.500	4.28	14133.650	18077.240	9.773	12.9	2.8	NO		NO	bb

Dataset: F:\Projects\PFAS.PRO\Results\180927M1\180927M1-CRV.qld

Last Altered: Friday, September 28, 2018 09:49:55 Pacific Daylight Time
Printed: Friday, September 28, 2018 10:12:19 Pacific Daylight Time

Compound name: 13C5-PFNA
Response Factor: 0.954939
RRF SD: 0.0354605, Relative SD: 3.71338
Response type: Internal Std (Ref 64), Area * (IS Conc. / IS Area)
Curve type: RF

	#	Name	Type	Std. Conc	RT	Area	IS Area	Response	Conc.	%Dev	Conc. Flag	CoD	CoD Flag	x=excluded
1	1	180927M2_2	Standard	12.500	4.71	16174.800	16521.154	12.238	12.8	2.5	NO		NO	bb
2	2	180927M2_3	Standard	12.500	4.71	15073.593	15560.781	12.109	12.7	1.4	NO		NO	bb
3	3	180927M2_4	Standard	12.500	4.71	15266.854	15663.251	12.184	12.8	2.1	NO		NO	bb
4	4	180927M2_5	Standard	12.500	4.71	14976.513	16562.641	11.303	11.8	-5.3	NO		NO	bb
5	5	180927M2_6	Standard	12.500	4.71	15348.370	16521.340	11.613	12.2	-2.7	NO		NO	bb
6	6	180927M2_7	Standard	12.500	4.71	14579.508	16113.906	11.310	11.8	-5.3	NO		NO	bb
7	7	180927M2_8	Standard	12.500	4.71	15550.122	16408.475	11.846	12.4	-0.8	NO		NO	bb
8	8	180927M2_9	Standard	12.500	4.71	14691.913	15186.556	12.093	12.7	1.3	NO		NO	MM
9	9	180927M2_10	Standard	12.500	4.71	14663.128	14380.478	12.746	13.3	6.8	NO		NO	bb
10	10	180927M2_11	Standard	12.500	4.72	12838.889	13455.361	11.927	12.5	-0.1	NO		NO	MM

Compound name: 13C8-PFOSA
Response Factor: 0.279058
RRF SD: 0.00987197, Relative SD: 3.5376
Response type: Internal Std (Ref 67), Area * (IS Conc. / IS Area)
Curve type: RF

	#	Name	Type	Std. Conc	RT	Area	IS Area	Response	Conc.	%Dev	Conc. Flag	CoD	CoD Flag	x=excluded
1	1	180927M2_2	Standard	12.500	4.77	5339.649	19690.148	3.390	12.1	-2.8	NO		NO	bb
2	2	180927M2_3	Standard	12.500	4.77	5311.917	18405.314	3.608	12.9	3.4	NO		NO	bb
3	3	180927M2_4	Standard	12.500	4.78	5335.656	18764.016	3.554	12.7	1.9	NO		NO	bd
4	4	180927M2_5	Standard	12.500	4.77	5218.177	19095.205	3.416	12.2	-2.1	NO		NO	bb
5	5	180927M2_6	Standard	12.500	4.78	5133.815	19296.877	3.326	11.9	-4.7	NO		NO	bb
6	6	180927M2_7	Standard	12.500	4.78	5103.529	17848.277	3.574	12.8	2.5	NO		NO	bb
7	7	180927M2_8	Standard	12.500	4.77	4926.076	18787.014	3.278	11.7	-6.0	NO		NO	bb
8	8	180927M2_9	Standard	12.500	4.78	4932.400	17281.240	3.568	12.8	2.3	NO		NO	bb
9	9	180927M2_10	Standard	12.500	4.77	4603.269	16107.658	3.572	12.8	2.4	NO		NO	bb
10	10	180927M2_11	Standard	12.500	4.78	4155.307	14439.446	3.597	12.9	3.1	NO		NO	bb

Dataset: F:\Projects\PFAS.PRO\Results\180927M1\180927M1-CRV.qld

Last Altered: Friday, September 28, 2018 09:49:55 Pacific Daylight Time
Printed: Friday, September 28, 2018 10:12:19 Pacific Daylight Time

Compound name: 13C8-PFOS
Response Factor: 1.02067
RRF SD: 0.0550322, Relative SD: 5.39177
Response type: Internal Std (Ref 65), Area * (IS Conc. / IS Area)
Curve type: RF

	#	Name	Type	Std. Conc	RT	Area	IS Area	Response	Conc.	%Dev	Conc. Flag	CoD	CoD Flag	x=excluded
1	1	180927M2_2	Standard	12.500	4.79	3355.071	3372.426	12.436	12.2	-2.5	NO		NO	MM
2	2	180927M2_3	Standard	12.500	4.79	3375.701	3226.436	13.078	12.8	2.5	NO		NO	bb
3	3	180927M2_4	Standard	12.500	4.79	3340.922	3234.385	12.912	12.7	1.2	NO		NO	bd
4	4	180927M2_5	Standard	12.500	4.79	3261.490	3259.021	12.509	12.3	-2.0	NO		NO	bb
5	5	180927M2_6	Standard	12.500	4.79	3309.910	3455.433	11.974	11.7	-6.2	NO		NO	bb
6	6	180927M2_7	Standard	12.500	4.79	3090.391	3225.416	11.977	11.7	-6.1	NO		NO	bb
7	7	180927M2_8	Standard	12.500	4.79	3322.707	3073.291	13.514	13.2	5.9	NO		NO	MM
8	8	180927M2_9	Standard	12.500	4.80	3090.671	3186.194	12.125	11.9	-5.0	NO		NO	bb
9	9	180927M2_10	Standard	12.500	4.79	3262.628	2899.134	14.067	13.8	10.3	NO		NO	bb
10	10	180927M2_11	Standard	12.500	4.80	2926.129	2815.417	12.992	12.7	1.8	NO		NO	bb

Compound name: 13C2-PFDA
Response Factor: 1.02489
RRF SD: 0.0659482, Relative SD: 6.43468
Response type: Internal Std (Ref 66), Area * (IS Conc. / IS Area)
Curve type: RF

	#	Name	Type	Std. Conc	RT	Area	IS Area	Response	Conc.	%Dev	Conc. Flag	CoD	CoD Flag	x=excluded
1	1	180927M2_2	Standard	12.500	5.09	14706.642	14837.385	12.390	12.1	-3.3	NO		NO	bb
2	2	180927M2_3	Standard	12.500	5.08	14788.927	14144.347	13.070	12.8	2.0	NO		NO	bb
3	3	180927M2_4	Standard	12.500	5.09	15562.817	14912.273	13.045	12.7	1.8	NO		NO	bb
4	4	180927M2_5	Standard	12.500	5.09	15882.734	15507.658	12.802	12.5	-0.1	NO		NO	bb
5	5	180927M2_6	Standard	12.500	5.09	15322.726	12909.397	14.837	14.5	15.8	NO		NO	bb
6	6	180927M2_7	Standard	12.500	5.09	14094.957	14834.702	11.877	11.6	-7.3	NO		NO	bb
7	7	180927M2_8	Standard	12.500	5.09	13951.526	14243.350	12.244	11.9	-4.4	NO		NO	bb
8	8	180927M2_9	Standard	12.500	5.09	13718.648	14121.066	12.144	11.8	-5.2	NO		NO	bb
9	9	180927M2_10	Standard	12.500	5.09	13161.732	12990.980	12.664	12.4	-1.1	NO		NO	bb
10	10	180927M2_11	Standard	12.500	5.09	12631.290	12109.818	13.038	12.7	1.8	NO		NO	bb

Dataset: F:\Projects\PFAS.PRO\Results\180927M1\180927M1-CRV.qld

Last Altered: Friday, September 28, 2018 09:49:55 Pacific Daylight Time
Printed: Friday, September 28, 2018 10:12:19 Pacific Daylight Time

Compound name: 13C2-8:2 FTS
Response Factor: 0.753799
RRF SD: 0.111955, Relative SD: 14.8521
Response type: Internal Std (Ref 65), Area * (IS Conc. / IS Area)
Curve type: RF

	#	Name	Type	Std. Conc	RT	Area	IS Area	Response	Conc.	%Dev	Conc. Flag	CoD	CoD Flag	x=excluded
1	1	180927M2_2	Standard	12.500	5.06	2556.951	3372.426	9.477	12.6	0.6	NO		NO	bb
2	2	180927M2_3	Standard	12.500	5.06	2222.067	3226.436	8.609	11.4	-8.6	NO		NO	bb
3	3	180927M2_4	Standard	12.500	5.06	2372.249	3234.385	9.168	12.2	-2.7	NO		NO	bb
4	4	180927M2_5	Standard	12.500	5.06	2220.482	3259.021	8.517	11.3	-9.6	NO		NO	bb
5	5	180927M2_6	Standard	12.500	5.06	2240.085	3455.433	8.103	10.8	-14.0	NO		NO	bb
6	6	180927M2_7	Standard	12.500	5.06	2268.031	3225.416	8.790	11.7	-6.7	NO		NO	bb
7	7	180927M2_8	Standard	12.500	5.06	2516.121	3073.291	10.234	13.6	8.6	NO		NO	bb
8	8	180927M2_9	Standard	12.500	5.06	3181.591	3186.194	12.482	16.6	32.5	NO		NO	bd
9	9	180927M2_10	Standard	12.500	5.06	4027.371	2899.134	17.365	23.0	84.3	NO		NO	bbX
10	10	180927M2_11	Standard	12.500	5.06	5689.602	2815.417	25.261	33.5	168.1	NO		NO	bbX

Compound name: d3-N-MeFOSAA
Response Factor: 0.36029
RRF SD: 0.0274164, Relative SD: 7.60953
Response type: Internal Std (Ref 67), Area * (IS Conc. / IS Area)
Curve type: RF

	#	Name	Type	Std. Conc	RT	Area	IS Area	Response	Conc.	%Dev	Conc. Flag	CoD	CoD Flag	x=excluded
1	1	180927M2_2	Standard	12.500	5.23	6631.781	19690.148	4.210	11.7	-6.5	NO		NO	bb
2	2	180927M2_3	Standard	12.500	5.24	6528.409	18405.314	4.434	12.3	-1.6	NO		NO	bb
3	3	180927M2_4	Standard	12.500	5.24	6656.764	18764.016	4.435	12.3	-1.5	NO		NO	MM
4	4	180927M2_5	Standard	12.500	5.23	6525.325	19095.205	4.272	11.9	-5.2	NO		NO	bb
5	5	180927M2_6	Standard	12.500	5.24	6412.277	19296.877	4.154	11.5	-7.8	NO		NO	bb
6	6	180927M2_7	Standard	12.500	5.24	6288.877	17848.277	4.404	12.2	-2.2	NO		NO	bb
7	7	180927M2_8	Standard	12.500	5.24	6496.140	18787.014	4.322	12.0	-4.0	NO		NO	bb
8	8	180927M2_9	Standard	12.500	5.24	6360.517	17281.240	4.601	12.8	2.2	NO		NO	bb
9	9	180927M2_10	Standard	12.500	5.24	6462.918	16107.658	5.015	13.9	11.4	NO		NO	MM
10	10	180927M2_11	Standard	12.500	5.24	5995.000	14439.446	5.190	14.4	15.2	NO		NO	MM

Dataset: F:\Projects\PFAS.PRO\Results\180927M1\180927M1-CRV.qld

Last Altered: Friday, September 28, 2018 09:49:55 Pacific Daylight Time
Printed: Friday, September 28, 2018 10:12:19 Pacific Daylight Time

Compound name: 13C2-PFUdA
Response Factor: 1.03851
RRF SD: 0.0308647, Relative SD: 2.97203
Response type: Internal Std (Ref 67), Area * (IS Conc. / IS Area)
Curve type: RF

	#	Name	Type	Std. Conc	RT	Area	IS Area	Response	Conc.	%Dev	Conc. Flag	CoD	CoD Flag	x=excluded
1	1	180927M2_2	Standard	12.500	5.41	20094.883	19690.148	12.757	12.3	-1.7	NO		NO	bb
2	2	180927M2_3	Standard	12.500	5.41	19388.703	18405.314	13.168	12.7	1.4	NO		NO	bb
3	3	180927M2_4	Standard	12.500	5.41	19474.479	18764.016	12.973	12.5	-0.1	NO		NO	bb
4	4	180927M2_5	Standard	12.500	5.41	20475.334	19095.205	13.403	12.9	3.3	NO		NO	bb
5	5	180927M2_6	Standard	12.500	5.41	19358.227	19296.877	12.540	12.1	-3.4	NO		NO	MM
6	6	180927M2_7	Standard	12.500	5.41	18898.115	17848.277	13.235	12.7	2.0	NO		NO	bb
7	7	180927M2_8	Standard	12.500	5.42	18609.729	18787.014	12.382	11.9	-4.6	NO		NO	bb
8	8	180927M2_9	Standard	12.500	5.41	17827.613	17281.240	12.895	12.4	-0.7	NO		NO	bb
9	9	180927M2_10	Standard	12.500	5.41	16527.176	16107.658	12.826	12.4	-1.2	NO		NO	bb
10	10	180927M2_11	Standard	12.500	5.41	15749.349	14439.446	13.634	13.1	5.0	NO		NO	bb

Compound name: d5-N-EtFOSAA
Response Factor: 0.371782
RRF SD: 0.0125502, Relative SD: 3.37568
Response type: Internal Std (Ref 67), Area * (IS Conc. / IS Area)
Curve type: RF

	#	Name	Type	Std. Conc	RT	Area	IS Area	Response	Conc.	%Dev	Conc. Flag	CoD	CoD Flag	x=excluded
1	1	180927M2_2	Standard	12.500	5.39	7282.803	19690.148	4.623	12.4	-0.5	NO		NO	bb
2	2	180927M2_3	Standard	12.500	5.39	6884.673	18405.314	4.676	12.6	0.6	NO		NO	bb
3	3	180927M2_4	Standard	12.500	5.40	7192.582	18764.016	4.791	12.9	3.1	NO		NO	bb
4	4	180927M2_5	Standard	12.500	5.39	7152.738	19095.205	4.682	12.6	0.8	NO		NO	bb
5	5	180927M2_6	Standard	12.500	5.40	6869.178	19296.877	4.450	12.0	-4.3	NO		NO	bb
6	6	180927M2_7	Standard	12.500	5.39	7098.775	17848.277	4.972	13.4	7.0	NO		NO	MM
7	7	180927M2_8	Standard	12.500	5.39	6822.140	18787.014	4.539	12.2	-2.3	NO		NO	bb
8	8	180927M2_9	Standard	12.500	5.40	6372.323	17281.240	4.609	12.4	-0.8	NO		NO	bb
9	9	180927M2_10	Standard	12.500	5.39	5732.352	16107.658	4.448	12.0	-4.3	NO		NO	bb
10	10	180927M2_11	Standard	12.500	5.39	5408.167	14439.446	4.682	12.6	0.7	NO		NO	MM

Dataset: F:\Projects\PFAS.PRO\Results\180927M1\180927M1-CRV.qld

Last Altered: Friday, September 28, 2018 09:49:55 Pacific Daylight Time
Printed: Friday, September 28, 2018 10:12:19 Pacific Daylight Time

Compound name: 13C2-PFDoA
Response Factor: 1.29573
RRF SD: 0.0646925, Relative SD: 4.99273
Response type: Internal Std (Ref 66), Area * (IS Conc. / IS Area)
Curve type: RF

	#	Name	Type	Std. Conc	RT	Area	IS Area	Response	Conc.	%Dev	Conc. Flag	CoD	CoD Flag	x=excluded
1	1	180927M2_2	Standard	12.500	5.69	18637.711	14837.385	15.702	12.1	-3.1	NO		NO	bb
2	2	180927M2_3	Standard	12.500	5.70	18404.963	14144.347	16.265	12.6	0.4	NO		NO	bb
3	3	180927M2_4	Standard	12.500	5.70	18531.615	14912.273	15.534	12.0	-4.1	NO		NO	bb
4	4	180927M2_5	Standard	12.500	5.70	18471.678	15507.658	14.889	11.5	-8.1	NO		NO	MM
5	5	180927M2_6	Standard	12.500	5.70	18481.924	12909.397	17.896	13.8	10.5	NO		NO	bb
6	6	180927M2_7	Standard	12.500	5.70	18748.811	14834.702	15.798	12.2	-2.5	NO		NO	bb
7	7	180927M2_8	Standard	12.500	5.70	19010.492	14243.350	16.684	12.9	3.0	NO		NO	bb
8	8	180927M2_9	Standard	12.500	5.70	18317.125	14121.066	16.214	12.5	0.1	NO		NO	bb
9	9	180927M2_10	Standard	12.500	5.70	17016.326	12990.980	16.373	12.6	1.1	NO		NO	MM
10	10	180927M2_11	Standard	12.500	5.70	16093.011	12109.818	16.612	12.8	2.6	NO		NO	bb

Compound name: d3-N-MeFOSA
Response Factor: 0.0982562
RRF SD: 0.00730609, Relative SD: 7.43576
Response type: Internal Std (Ref 67), Area * (IS Conc. / IS Area)
Curve type: RF

	#	Name	Type	Std. Conc	RT	Area	IS Area	Response	Conc.	%Dev	Conc. Flag	CoD	CoD Flag	x=excluded
1	1	180927M2_2	Standard	150.000	5.80	21265.920	19690.148	13.500	137.4	-8.4	NO		NO	bb
2	2	180927M2_3	Standard	150.000	5.80	21059.500	18405.314	14.303	145.6	-3.0	NO		NO	bb
3	3	180927M2_4	Standard	150.000	5.80	21749.555	18764.016	14.489	147.5	-1.7	NO		NO	bb
4	4	180927M2_5	Standard	150.000	5.80	21032.541	19095.205	13.768	140.1	-6.6	NO		NO	bb
5	5	180927M2_6	Standard	150.000	5.80	20997.514	19296.877	13.602	138.4	-7.7	NO		NO	bb
6	6	180927M2_7	Standard	150.000	5.80	21729.938	17848.277	15.219	154.9	3.3	NO		NO	bb
7	7	180927M2_8	Standard	150.000	5.81	21859.918	18787.014	14.545	148.0	-1.3	NO		NO	bb
8	8	180927M2_9	Standard	150.000	5.80	20644.990	17281.240	14.933	152.0	1.3	NO		NO	bb
9	9	180927M2_10	Standard	150.000	5.80	20887.293	16107.658	16.209	165.0	10.0	NO		NO	bb
10	10	180927M2_11	Standard	150.000	5.81	19426.574	14439.446	16.817	171.2	14.1	NO		NO	bb

Dataset: F:\Projects\PFAS.PRO\Results\180927M1\180927M1-CRV.qld

Last Altered: Friday, September 28, 2018 09:49:55 Pacific Daylight Time
Printed: Friday, September 28, 2018 10:12:19 Pacific Daylight Time

Compound name: 13C2-PFTeDA
Response Factor: 0.878606
RRF SD: 0.111142, Relative SD: 12.6498
Response type: Internal Std (Ref 67), Area * (IS Conc. / IS Area)
Curve type: RF

	#	Name	Type	Std. Conc	RT	Area	IS Area	Response	Conc.	%Dev	Conc. Flag	CoD	CoD Flag	x=excluded
1	1	180927M2_2	Standard	12.500	6.15	15834.047	19690.148	10.052	11.4	-8.5	NO		NO	bb
2	2	180927M2_3	Standard	12.500	6.16	14857.168	18405.314	10.090	11.5	-8.1	NO		NO	bb
3	3	180927M2_4	Standard	12.500	6.16	16205.153	18764.016	10.795	12.3	-1.7	NO		NO	bb
4	4	180927M2_5	Standard	12.500	6.15	15650.954	19095.205	10.245	11.7	-6.7	NO		NO	bb
5	5	180927M2_6	Standard	12.500	6.16	14798.461	19296.877	9.586	10.9	-12.7	NO		NO	bb
6	6	180927M2_7	Standard	12.500	6.15	15085.643	17848.277	10.565	12.0	-3.8	NO		NO	bb
7	7	180927M2_8	Standard	12.500	6.16	16183.526	18787.014	10.768	12.3	-2.0	NO		NO	MM
8	8	180927M2_9	Standard	12.500	6.15	15491.030	17281.240	11.205	12.8	2.0	NO		NO	bb
9	9	180927M2_10	Standard	12.500	6.16	15633.207	16107.658	12.132	13.8	10.5	NO		NO	bb
10	10	180927M2_11	Standard	12.500	6.16	16619.059	14439.446	14.387	16.4	31.0	NO		NO	bb

Compound name: d5-N-ETFOSA
Response Factor: 0.115145
RRF SD: 0.00346167, Relative SD: 3.00637
Response type: Internal Std (Ref 67), Area * (IS Conc. / IS Area)
Curve type: RF

	#	Name	Type	Std. Conc	RT	Area	IS Area	Response	Conc.	%Dev	Conc. Flag	CoD	CoD Flag	x=excluded
1	1	180927M2_2	Standard	150.000	6.19	25741.309	19690.148	16.341	141.9	-5.4	NO		NO	bb
2	2	180927M2_3	Standard	150.000	6.19	25414.283	18405.314	17.260	149.9	-0.1	NO		NO	bb
3	3	180927M2_4	Standard	150.000	6.19	26045.545	18764.016	17.351	150.7	0.5	NO		NO	bb
4	4	180927M2_5	Standard	150.000	6.19	26009.416	19095.205	17.026	147.9	-1.4	NO		NO	bb
5	5	180927M2_6	Standard	150.000	6.20	25899.078	19296.877	16.777	145.7	-2.9	NO		NO	bb
6	6	180927M2_7	Standard	150.000	6.19	25856.695	17848.277	18.109	157.3	4.8	NO		NO	bb
7	7	180927M2_8	Standard	150.000	6.19	25487.764	18787.014	16.958	147.3	-1.8	NO		NO	bb
8	8	180927M2_9	Standard	150.000	6.19	24594.117	17281.240	17.790	154.5	3.0	NO		NO	bb
9	9	180927M2_10	Standard	150.000	6.19	22762.443	16107.658	17.664	153.4	2.3	NO		NO	bb
10	10	180927M2_11	Standard	150.000	6.19	20146.693	14439.446	17.441	151.5	1.0	NO		NO	bb

Dataset: F:\Projects\PFAS.PRO\Results\180927M1\180927M1-CRV.qld

Last Altered: Friday, September 28, 2018 09:49:55 Pacific Daylight Time
Printed: Friday, September 28, 2018 10:12:19 Pacific Daylight Time

Compound name: 13C2-PFHxDA
Response Factor: 1.38494
RRF SD: 0.182467, Relative SD: 13.175
Response type: Internal Std (Ref 67), Area * (IS Conc. / IS Area)
Curve type: RF

	#	Name	Type	Std. Conc	RT	Area	IS Area	Response	Conc.	%Dev	Conc. Flag	CoD	CoD Flag	x=excluded
1	1	180927M2_2	Standard	5.000	6.49	9630.302	19690.148	6.114	4.4	-11.7	NO		NO	bb
2	2	180927M2_3	Standard	5.000	6.48	9640.443	18405.314	6.547	4.7	-5.4	NO		NO	bb
3	3	180927M2_4	Standard	5.000	6.49	9843.628	18764.016	6.558	4.7	-5.3	NO		NO	bb
4	4	180927M2_5	Standard	5.000	6.49	9958.508	19095.205	6.519	4.7	-5.9	NO		NO	MM
5	5	180927M2_6	Standard	5.000	6.49	9629.195	19296.877	6.238	4.5	-9.9	NO		NO	bb
6	6	180927M2_7	Standard	5.000	6.49	9636.089	17848.277	6.749	4.9	-2.5	NO		NO	bb
7	7	180927M2_8	Standard	5.000	6.49	9764.521	18787.014	6.497	4.7	-6.2	NO		NO	bb
8	8	180927M2_9	Standard	5.000	6.49	9740.097	17281.240	7.045	5.1	1.7	NO		NO	bb
9	9	180927M2_10	Standard	5.000	6.49	10133.323	16107.658	7.864	5.7	13.6	NO		NO	bb
10	10	180927M2_11	Standard	5.000	6.48	10532.282	14439.446	9.118	6.6	31.7	NO		NO	bb

Compound name: d7-N-MeFOSE
Response Factor: 0.0812283
RRF SD: 0.00828847, Relative SD: 10.2039
Response type: Internal Std (Ref 67), Area * (IS Conc. / IS Area)
Curve type: RF

	#	Name	Type	Std. Conc	RT	Area	IS Area	Response	Conc.	%Dev	Conc. Flag	CoD	CoD Flag	x=excluded
1	1	180927M2_2	Standard	150.000	6.32	16737.893	19690.148	10.626	130.8	-12.8	NO		NO	bb
2	2	180927M2_3	Standard	150.000	6.32	17235.957	18405.314	11.706	144.1	-3.9	NO		NO	bb
3	3	180927M2_4	Standard	150.000	6.32	17578.506	18764.016	11.710	144.2	-3.9	NO		NO	bb
4	4	180927M2_5	Standard	150.000	6.32	17335.770	19095.205	11.348	139.7	-6.9	NO		NO	MM
5	5	180927M2_6	Standard	150.000	6.32	17490.674	19296.877	11.330	139.5	-7.0	NO		NO	bb
6	6	180927M2_7	Standard	150.000	6.32	17818.711	17848.277	12.479	153.6	2.4	NO		NO	bb
7	7	180927M2_8	Standard	150.000	6.32	17100.529	18787.014	11.378	140.1	-6.6	NO		NO	bb
8	8	180927M2_9	Standard	150.000	6.32	18069.568	17281.240	13.070	160.9	7.3	NO		NO	bb
9	9	180927M2_10	Standard	150.000	6.32	17373.066	16107.658	13.482	166.0	10.7	NO		NO	bb
10	10	180927M2_11	Standard	150.000	6.32	16995.717	14439.446	14.713	181.1	20.8	NO		NO	bb

Dataset: F:\Projects\PFAS.PRO\Results\180927M1\180927M1-CRV.qld

Last Altered: Friday, September 28, 2018 09:49:55 Pacific Daylight Time
Printed: Friday, September 28, 2018 10:12:19 Pacific Daylight Time

Compound name: d9-N-EtFOSE
Response Factor: 0.0829834
RRF SD: 0.00687862, Relative SD: 8.28916
Response type: Internal Std (Ref 67), Area * (IS Conc. / IS Area)
Curve type: RF

	#	Name	Type	Std. Conc	RT	Area	IS Area	Response	Conc.	%Dev	Conc. Flag	CoD	CoD Flag	x=excluded
1	1	180927M2_2	Standard	150.000	6.47	17267.631	19690.148	10.962	132.1	-11.9	NO		NO	bb
2	2	180927M2_3	Standard	150.000	6.47	17586.574	18405.314	11.944	143.9	-4.0	NO		NO	bb
3	3	180927M2_4	Standard	150.000	6.48	17764.828	18764.016	11.834	142.6	-4.9	NO		NO	bb
4	4	180927M2_5	Standard	150.000	6.47	18476.584	19095.205	12.095	145.8	-2.8	NO		NO	bb
5	5	180927M2_6	Standard	150.000	6.47	18374.984	19296.877	11.903	143.4	-4.4	NO		NO	bb
6	6	180927M2_7	Standard	150.000	6.47	17453.949	17848.277	12.224	147.3	-1.8	NO		NO	bb
7	7	180927M2_8	Standard	150.000	6.47	18806.555	18787.014	12.513	150.8	0.5	NO		NO	bb
8	8	180927M2_9	Standard	150.000	6.48	17802.992	17281.240	12.877	155.2	3.5	NO		NO	bb
9	9	180927M2_10	Standard	150.000	6.47	17266.313	16107.658	13.399	161.5	7.6	NO		NO	bb
10	10	180927M2_11	Standard	150.000	6.47	17007.844	14439.446	14.723	177.4	18.3	NO		NO	bb

Compound name: 13C4-PFBA
Response Factor: 1
RRF SD: 0, Relative SD: 0
Response type: Internal Std (Ref 60), Area * (IS Conc. / IS Area)
Curve type: RF

	#	Name	Type	Std. Conc	RT	Area	IS Area	Response	Conc.	%Dev	Conc. Flag	CoD	CoD Flag	x=excluded
1	1	180927M2_2	Standard	12.500	1.34	10567.510	10567.510	12.500	12.5	0.0	NO		NO	MM
2	2	180927M2_3	Standard	12.500	1.34	10363.104	10363.104	12.500	12.5	0.0	NO		NO	MM
3	3	180927M2_4	Standard	12.500	1.34	10632.993	10632.993	12.500	12.5	0.0	NO		NO	MM
4	4	180927M2_5	Standard	12.500	1.34	10579.523	10579.523	12.500	12.5	0.0	NO		NO	MM
5	5	180927M2_6	Standard	12.500	1.34	10724.708	10724.708	12.500	12.5	0.0	NO		NO	MM
6	6	180927M2_7	Standard	12.500	1.35	10771.597	10771.597	12.500	12.5	0.0	NO		NO	MM
7	7	180927M2_8	Standard	12.500	1.34	10261.946	10261.946	12.500	12.5	0.0	NO		NO	MM
8	8	180927M2_9	Standard	12.500	1.35	10876.663	10876.663	12.500	12.5	0.0	NO		NO	MM
9	9	180927M2_10	Standard	12.500	1.35	11643.300	11643.300	12.500	12.5	0.0	NO		NO	MM
10	10	180927M2_11	Standard	12.500	1.34	11400.880	11400.880	12.500	12.5	0.0	NO		NO	MM

Dataset: F:\Projects\PFAS.PRO\Results\180927M1\180927M1-CRV.qld

Last Altered: Friday, September 28, 2018 09:49:55 Pacific Daylight Time
Printed: Friday, September 28, 2018 10:12:19 Pacific Daylight Time

Compound name: 13C5-PFHxA
Response Factor: 1
RRF SD: 0, Relative SD: 0
Response type: Internal Std (Ref 61), Area * (IS Conc. / IS Area)
Curve type: RF

	#	Name	Type	Std. Conc	RT	Area	IS Area	Response	Conc.	%Dev	Conc. Flag	CoD	CoD Flag	x=excluded
1	1	180927M2_2	Standard	12.500	3.12	19054.578	19054.578	12.500	12.5	0.0	NO		NO	bb
2	2	180927M2_3	Standard	12.500	3.12	18652.201	18652.201	12.500	12.5	0.0	NO		NO	bb
3	3	180927M2_4	Standard	12.500	3.12	18694.494	18694.494	12.500	12.5	0.0	NO		NO	bb
4	4	180927M2_5	Standard	12.500	3.12	19309.770	19309.770	12.500	12.5	0.0	NO		NO	bb
5	5	180927M2_6	Standard	12.500	3.12	18865.738	18865.738	12.500	12.5	0.0	NO		NO	bb
6	6	180927M2_7	Standard	12.500	3.12	18511.996	18511.996	12.500	12.5	0.0	NO		NO	bb
7	7	180927M2_8	Standard	12.500	3.12	18742.975	18742.975	12.500	12.5	0.0	NO		NO	bb
8	8	180927M2_9	Standard	12.500	3.12	17905.041	17905.041	12.500	12.5	0.0	NO		NO	bb
9	9	180927M2_10	Standard	12.500	3.12	16931.217	16931.217	12.500	12.5	0.0	NO		NO	bb
10	10	180927M2_11	Standard	12.500	3.13	15631.396	15631.396	12.500	12.5	0.0	NO		NO	bb

Compound name: 13C3-PFHxS
Response Factor: 1
RRF SD: 0, Relative SD: 0
Response type: Internal Std (Ref 62), Area * (IS Conc. / IS Area)
Curve type: RF

	#	Name	Type	Std. Conc	RT	Area	IS Area	Response	Conc.	%Dev	Conc. Flag	CoD	CoD Flag	x=excluded
1	1	180927M2_2	Standard	12.500	3.90	3348.060	3348.060	12.500	12.5	0.0	NO		NO	bb
2	2	180927M2_3	Standard	12.500	3.90	3079.743	3079.743	12.500	12.5	0.0	NO		NO	bb
3	3	180927M2_4	Standard	12.500	3.90	3102.575	3102.575	12.500	12.5	0.0	NO		NO	bb
4	4	180927M2_5	Standard	12.500	3.90	3188.160	3188.160	12.500	12.5	0.0	NO		NO	bb
5	5	180927M2_6	Standard	12.500	3.90	3109.082	3109.082	12.500	12.5	0.0	NO		NO	bb
6	6	180927M2_7	Standard	12.500	3.90	3070.857	3070.857	12.500	12.5	0.0	NO		NO	bb
7	7	180927M2_8	Standard	12.500	3.90	3034.912	3034.912	12.500	12.5	0.0	NO		NO	bb
8	8	180927M2_9	Standard	12.500	3.90	2976.848	2976.848	12.500	12.5	0.0	NO		NO	bd
9	9	180927M2_10	Standard	12.500	3.90	2853.502	2853.502	12.500	12.5	0.0	NO		NO	bb
10	10	180927M2_11	Standard	12.500	3.90	2498.325	2498.325	12.500	12.5	0.0	NO		NO	bb

Dataset: F:\Projects\PFAS.PRO\Results\180927M1\180927M1-CRV.qld

Last Altered: Friday, September 28, 2018 09:49:55 Pacific Daylight Time
Printed: Friday, September 28, 2018 10:12:19 Pacific Daylight Time

Compound name: 13C8-PFOA
Response Factor: 1
RRF SD: 0, Relative SD: 0
Response type: Internal Std (Ref 63), Area * (IS Conc. / IS Area)
Curve type: RF

	#	Name	Type	Std. Conc	RT	Area	IS Area	Response	Conc.	%Dev	Conc. Flag	CoD	CoD Flag	x=excluded
1	1	180927M2_2	Standard	12.500	4.27	21500.086	21500.086	12.500	12.5	0.0	NO		NO	bb
2	2	180927M2_3	Standard	12.500	4.28	21188.270	21188.270	12.500	12.5	0.0	NO		NO	bb
3	3	180927M2_4	Standard	12.500	4.28	22324.883	22324.883	12.500	12.5	0.0	NO		NO	bb
4	4	180927M2_5	Standard	12.500	4.28	22063.840	22063.840	12.500	12.5	0.0	NO		NO	bb
5	5	180927M2_6	Standard	12.500	4.28	21627.195	21627.195	12.500	12.5	0.0	NO		NO	bb
6	6	180927M2_7	Standard	12.500	4.28	21187.299	21187.299	12.500	12.5	0.0	NO		NO	bb
7	7	180927M2_8	Standard	12.500	4.28	21556.766	21556.766	12.500	12.5	0.0	NO		NO	bb
8	8	180927M2_9	Standard	12.500	4.28	20802.148	20802.148	12.500	12.5	0.0	NO		NO	bb
9	9	180927M2_10	Standard	12.500	4.28	19858.283	19858.283	12.500	12.5	0.0	NO		NO	bb
10	10	180927M2_11	Standard	12.500	4.28	18077.240	18077.240	12.500	12.5	0.0	NO		NO	bb

Compound name: 13C9-PFNA
Response Factor: 1
RRF SD: 0, Relative SD: 0
Response type: Internal Std (Ref 64), Area * (IS Conc. / IS Area)
Curve type: RF

	#	Name	Type	Std. Conc	RT	Area	IS Area	Response	Conc.	%Dev	Conc. Flag	CoD	CoD Flag	x=excluded
1	1	180927M2_2	Standard	12.500	4.71	16521.154	16521.154	12.500	12.5	0.0	NO		NO	bb
2	2	180927M2_3	Standard	12.500	4.71	15560.781	15560.781	12.500	12.5	0.0	NO		NO	bb
3	3	180927M2_4	Standard	12.500	4.71	15663.251	15663.251	12.500	12.5	0.0	NO		NO	bb
4	4	180927M2_5	Standard	12.500	4.71	16562.641	16562.641	12.500	12.5	0.0	NO		NO	bd
5	5	180927M2_6	Standard	12.500	4.71	16521.340	16521.340	12.500	12.5	0.0	NO		NO	bb
6	6	180927M2_7	Standard	12.500	4.71	16113.906	16113.906	12.500	12.5	0.0	NO		NO	bb
7	7	180927M2_8	Standard	12.500	4.71	16408.475	16408.475	12.500	12.5	0.0	NO		NO	bb
8	8	180927M2_9	Standard	12.500	4.71	15186.556	15186.556	12.500	12.5	0.0	NO		NO	bd
9	9	180927M2_10	Standard	12.500	4.71	14380.478	14380.478	12.500	12.5	0.0	NO		NO	bb
10	10	180927M2_11	Standard	12.500	4.71	13455.361	13455.361	12.500	12.5	0.0	NO		NO	bb

Dataset: F:\Projects\PFAS.PRO\Results\180927M1\180927M1-CRV.qld

Last Altered: Friday, September 28, 2018 09:49:55 Pacific Daylight Time
Printed: Friday, September 28, 2018 10:12:19 Pacific Daylight Time

Compound name: 13C4-PFOS
Response Factor: 1
RRF SD: 0, Relative SD: 0
Response type: Internal Std (Ref 65), Area * (IS Conc. / IS Area)
Curve type: RF

	#	Name	Type	Std. Conc	RT	Area	IS Area	Response	Conc.	%Dev	Conc. Flag	CoD	CoD Flag	x=excluded
1	1	180927M2_2	Standard	12.500	4.79	3372.426	3372.426	12.500	12.5	0.0	NO		NO	bb
2	2	180927M2_3	Standard	12.500	4.79	3226.436	3226.436	12.500	12.5	0.0	NO		NO	bb
3	3	180927M2_4	Standard	12.500	4.79	3234.385	3234.385	12.500	12.5	0.0	NO		NO	bb
4	4	180927M2_5	Standard	12.500	4.79	3259.021	3259.021	12.500	12.5	0.0	NO		NO	bb
5	5	180927M2_6	Standard	12.500	4.79	3455.433	3455.433	12.500	12.5	0.0	NO		NO	bb
6	6	180927M2_7	Standard	12.500	4.79	3225.416	3225.416	12.500	12.5	0.0	NO		NO	bb
7	7	180927M2_8	Standard	12.500	4.80	3073.291	3073.291	12.500	12.5	0.0	NO		NO	bb
8	8	180927M2_9	Standard	12.500	4.79	3186.194	3186.194	12.500	12.5	0.0	NO		NO	bb
9	9	180927M2_10	Standard	12.500	4.79	2899.134	2899.134	12.500	12.5	0.0	NO		NO	bb
10	10	180927M2_11	Standard	12.500	4.79	2815.417	2815.417	12.500	12.5	0.0	NO		NO	bb

Compound name: 13C6-PFDA
Response Factor: 1
RRF SD: 0, Relative SD: 0
Response type: Internal Std (Ref 66), Area * (IS Conc. / IS Area)
Curve type: RF

	#	Name	Type	Std. Conc	RT	Area	IS Area	Response	Conc.	%Dev	Conc. Flag	CoD	CoD Flag	x=excluded
1	1	180927M2_2	Standard	12.500	5.09	14837.385	14837.385	12.500	12.5	0.0	NO		NO	bb
2	2	180927M2_3	Standard	12.500	5.08	14144.347	14144.347	12.500	12.5	0.0	NO		NO	bb
3	3	180927M2_4	Standard	12.500	5.09	14912.273	14912.273	12.500	12.5	0.0	NO		NO	bb
4	4	180927M2_5	Standard	12.500	5.09	15507.658	15507.658	12.500	12.5	0.0	NO		NO	bb
5	5	180927M2_6	Standard	12.500	5.09	12909.397	12909.397	12.500	12.5	0.0	NO		NO	bb
6	6	180927M2_7	Standard	12.500	5.09	14834.702	14834.702	12.500	12.5	0.0	NO		NO	bb
7	7	180927M2_8	Standard	12.500	5.09	14243.350	14243.350	12.500	12.5	0.0	NO		NO	bb
8	8	180927M2_9	Standard	12.500	5.09	14121.066	14121.066	12.500	12.5	0.0	NO		NO	bb
9	9	180927M2_10	Standard	12.500	5.09	12990.980	12990.980	12.500	12.5	0.0	NO		NO	bb
10	10	180927M2_11	Standard	12.500	5.09	12109.818	12109.818	12.500	12.5	0.0	NO		NO	bb

Dataset: F:\Projects\PFAS.PRO\Results\180927M1\180927M1-CRV.qld

Last Altered: Friday, September 28, 2018 09:49:55 Pacific Daylight Time
Printed: Friday, September 28, 2018 10:12:19 Pacific Daylight Time

Compound name: 13C7-PFUdA
Response Factor: 1
RRF SD: 0, Relative SD: 0
Response type: Internal Std (Ref 67), Area * (IS Conc. / IS Area)
Curve type: RF

	#	Name	Type	Std. Conc	RT	Area	IS Area	Response	Conc.	%Dev	Conc. Flag	CoD	CoD Flag	x=excluded
1	1	180927M2_2	Standard	12.500	5.41	19690.148	19690.148	12.500	12.5	0.0	NO		NO	bd
2	2	180927M2_3	Standard	12.500	5.41	18405.314	18405.314	12.500	12.5	0.0	NO		NO	bb
3	3	180927M2_4	Standard	12.500	5.41	18764.016	18764.016	12.500	12.5	0.0	NO		NO	bb
4	4	180927M2_5	Standard	12.500	5.41	19095.205	19095.205	12.500	12.5	0.0	NO		NO	bb
5	5	180927M2_6	Standard	12.500	5.41	19296.877	19296.877	12.500	12.5	0.0	NO		NO	bb
6	6	180927M2_7	Standard	12.500	5.41	17848.277	17848.277	12.500	12.5	0.0	NO		NO	bb
7	7	180927M2_8	Standard	12.500	5.42	18787.014	18787.014	12.500	12.5	0.0	NO		NO	bb
8	8	180927M2_9	Standard	12.500	5.41	17281.240	17281.240	12.500	12.5	0.0	NO		NO	bd
9	9	180927M2_10	Standard	12.500	5.41	16107.658	16107.658	12.500	12.5	0.0	NO		NO	bb
10	10	180927M2_11	Standard	12.500	5.41	14439.446	14439.446	12.500	12.5	0.0	NO		NO	bb

Dataset: F:\Projects\PFAS.PRO\Results\180927M1\180927M1-CRV.qld

Last Altered: Friday, September 28, 2018 09:49:55 Pacific Daylight Time
Printed: Friday, September 28, 2018 10:10:27 Pacific Daylight Time

Method: F:\Projects\PFAS.PRO\MethDB\PFAS_FULL_80C_092718.mdb 27 Sep 2018 14:49:25
Calibration: F:\Projects\PFAS.PRO\CurveDB\C18_VAL-PFAS_Q4_09-27-18.cdb 28 Sep 2018 09:49:55

Name: 180927M2_2, Date: 27-Sep-2018, Time: 12:23:26, ID: ST180927M2-1 PFC CS-2 18I1701, Description: PFC CS-2 18I1701

	#	Name	IS#	CoD	CoD Flag	%RSD
1	1	PFBA	36	0.9999	NO	
2	2	PFPeA	37	0.9999	NO	
3	3	PFBS	38	0.9996	NO	
4	4	4:2 FTS	39	0.9999	NO	
5	5	PFHxA	40	0.9998	NO	
6	6	PFPeS	38	0.9997	NO	
7	7	PFHpA	41	0.9996	NO	
8	8	L-PFHxS	42	0.9997	NO	
9	10	6:2 FTS	43	0.9993	NO	
10	11	L-PFOA	44	0.9999	NO	
11	13	PFHpS	47	0.9991	NO	
12	14	PFNA	45	0.9999	NO	
13	15	PFOSA	46	0.9998	NO	
14	16	L-PFOS	47	0.9995	NO	
15	18	PFDA	48	0.9999	NO	
16	19	8:2 FTS	49	0.9982	NO	
17	20	PFNS	47	0.9992	NO	
18	21	L-MeFOSAA	50	0.9996	NO	
19	23	L-EtFOSAA	52	0.9991	NO	

Dataset: F:\Projects\PFAS.PRO\Results\180927M1\180927M1-CRV.qld

Last Altered: Friday, September 28, 2018 09:49:55 Pacific Daylight Time
Printed: Friday, September 28, 2018 10:12:19 Pacific Daylight Time

Method: F:\Projects\PFAS.PRO\MethDB\PFAS_FULL_80C_092718.mdb 27 Sep 2018 14:49:25
Calibration: F:\Projects\PFAS.PRO\CurveDB\C18_VAL-PFAS_Q4_09-27-18.cdb 28 Sep 2018 09:49:55

Name: 180927M2_2, Date: 27-Sep-2018, Time: 12:23:26, ID: ST180927M2-1 PFC CS-2 18I1701, Description: PFC CS-2 18I1701

	#	Name	IS#	CoD	CoD Flag	%RSD
1	25	PFUdA	51	0.9999	NO	
2	26	PFDS	47	0.9996	NO	
3	27	PFDoA	53	0.9996	NO	
4	28	N-MeFOSA	54	0.9998	NO	
5	29	PFTrDA	53	0.9998	NO	
6	30	PFTeDA	55	0.9992	NO	
7	31	N-EtFOSA	56	1.0000	NO	
8	32	PFHxDA	57	0.9999	NO	
9	33	PFODA	57	1.0000	NO	
10	34	N-MeFOSE	58	0.9998	NO	
11	35	N-EtFOSE	59	0.9997	NO	
12	36	13C3-PFBA	60		NO	0.966
13	37	13C3-PFPeA	61		NO	2.136
14	38	13C3-PFBS	62		NO	2.682
15	39	13C2-4:2 FTS	62		NO	11.654
16	40	13C2-PFHxA	61		NO	3.384
17	41	13C4-PFHpA	61		NO	2.957
18	42	18O2-PFHxS	62		NO	4.768
19	43	13C2-6:2 FTS	65		NO	13.496
20	44	13C2-PFOA	63		NO	1.857
21	45	13C5-PFNA	64		NO	3.713
22	46	13C8-PFOSA	67		NO	3.538
23	47	13C8-PFOS	65		NO	5.392
24	48	13C2-PFDA	66		NO	6.435
25	49	13C2-8:2 FTS	65		NO	14.852
26	50	d3-N-MeFOSAA	67		NO	7.610
27	51	13C2-PFUdA	67		NO	2.972
28	52	d5-N-EtFOSAA	67		NO	3.376
29	53	13C2-PFDoA	66		NO	4.993
30	54	d3-N-MeFOSA	67		NO	7.436
31	55	13C2-PFTeDA	67		NO	12.650
32	56	d5-N-ETFOSA	67		NO	3.006

Dataset: F:\Projects\PFAS.PRO\Results\180927M1\180927M1-CRV.qld

Last Altered: Friday, September 28, 2018 09:49:55 Pacific Daylight Time
Printed: Friday, September 28, 2018 10:12:19 Pacific Daylight Time

Name: 180927M2_2, Date: 27-Sep-2018, Time: 12:23:26, ID: ST180927M2-1 PFC CS-2 18I1701, Description: PFC CS-2 18I1701

	#	Name	IS#	CoD	CoD Flag	%RSD
33	57	13C2-PFHxDA	67		NO	13.175
34	58	d7-N-MeFOSE	67		NO	10.204
35	59	d9-N-EtFOSE	67		NO	8.289
36	60	13C4-PFBA	60		NO	0.000
37	61	13C5-PFHxA	61		NO	0.000
38	62	13C3-PFHxS	62		NO	0.000
39	63	13C8-PFOA	63		NO	0.000
40	64	13C9-PFNA	64		NO	0.000
41	65	13C4-PFOS	65		NO	0.000
42	66	13C6-PFDA	66		NO	0.000
43	67	13C7-PFUdA	67		NO	0.000

Vista Analytical Laboratory

Dataset: F:\Projects\PFAS.PRO\Results\180927M1\180927M1-CRV.qld

Last Altered: Thursday, September 27, 2018 14:49:27 Pacific Daylight Time
Printed: Thursday, September 27, 2018 14:51:25 Pacific Daylight Time

Method: F:\Projects\PFAS.PRO\MethDB\PFAS_FULL_80C_092718.mdb 27 Sep 2018 14:49:25
Calibration: 27 Sep 2018 14:48:37

Name: 180927M2_7, Date: 27-Sep-2018, Time: 13:16:25, ID: ST180927M2-6 PFC CS3 18I1706, Description: PFC CS3 18I1706

	Name	Ion Ratio	Ratio out?
1	PFBA		
2	PFPeA		
3	PFBS	2.862	NO
4	4:2 FTS	1.878	NO
5	PFHxA	15.438	NO
6	PFPeS	1.307	NO
7	PFHpA	19.521	NO
8	L-PFHxS	1.864	NO
9	6:2 FTS	3.380	NO
10	L-PFOA	3.261	NO
11	PFHpS	1.722	NO
12	PFNA	4.986	NO
13	PFOSA	35.182	NO
14	L-PFOS	2.033	NO
15	PFDA	6.290	NO
16	8:2 FTS	2.490	NO
17	PFNS	1.569	NO
18	L-MeFOSAA	2.630	NO
19	L-EtFOSAA	1.379	NO

Vista Analytical Laboratory

Dataset: F:\Projects\PFAS.PRO\Results\180927M1\180927M1-CRV.qld

Last Altered: Thursday, September 27, 2018 14:49:27 Pacific Daylight Time
Printed: Thursday, September 27, 2018 14:51:29 Pacific Daylight Time

Method: F:\Projects\PFAS.PRO\MethDB\PFAS_FULL_80C_092718.mdb 27 Sep 2018 14:49:25
Calibration: 27 Sep 2018 14:48:37

Name: 180927M2_7, Date: 27-Sep-2018, Time: 13:16:25, ID: ST180927M2-6 PFC CS3 18I1706, Description: PFC CS3 18I1706

	Name	Ion Ratio	Ratio out?
1	PFUdA	11.755	NO
2	PFDS	1.480	NO
3	PFDoA	9.004	NO
4	N-MeFOSA	1.499	NO
5	PFTrDA	30.329	NO
6	PFTeDA	14.078	NO
7	N-EtFOSA	1.451	NO
8	PFHxDA	31.456	NO
9	PFODA		
10	N-MeFOSE		
11	N-EtFOSE		

Quantify Compound Summary Report **MassLynx MassLynx V4.1 SCN945 SCN960**
Vista Analytical Laboratory

Dataset: Untitled

Last Altered: Friday, September 28, 2018 10:19:32 Pacific Daylight Time
Printed: Friday, September 28, 2018 10:19:35 Pacific Daylight Time

Method: F:\Projects\PFAS.PRO\MethDB\PFAS_FULL_80C_092618.mdb 27 Sep 2018 08:14:23
Calibration: F:\Projects\PFAS.PRO\CurveDB\C18_VAL-PFAS_Q4_09-25-18.cdb 26 Sep 2018 10:07:46

Compound name: PFBA

	#	Name	ID	Acq.Date	Acq.Time
1	1	180927M2_1	IPA	27-Sep-18	12:12:41
2	2	180927M2_2	ST180927M2-1 PFC CS-2 18I1701	27-Sep-18	12:23:26
3	3	180927M2_3	ST180927M2-2 PFC CS-1 18I1702	27-Sep-18	12:34:04
4	4	180927M2_4	ST180927M2-3 PFC CS0 18I1703	27-Sep-18	12:44:38
5	5	180927M2_5	ST180927M2-4 PFC CS1 18I1704	27-Sep-18	12:55:15
6	6	180927M2_6	ST180927M2-5 PFC CS2 18I1705	27-Sep-18	13:05:47
7	7	180927M2_7	ST180927M2-6 PFC CS3 18I1706	27-Sep-18	13:16:25
8	8	180927M2_8	ST180927M2-7 PFC CS4 18I1707	27-Sep-18	13:26:57
9	9	180927M2_9	ST180927M2-8 PFC CS5 18I1708	27-Sep-18	13:37:36
10	10	180927M2_10	ST180927M2-9 PFC CS6 18I1709	27-Sep-18	13:48:14
11	11	180927M2_11	ST180927M2-10 PFC CS7 18I1710	27-Sep-18	13:58:48
12	12	180927M2_12	IPA	27-Sep-18	14:09:26
13	13	180927M2_13	ICV180927M2-1 PFC ICV 18I1711	27-Sep-18	14:19:59
14	14	180927M2_14	IPA	27-Sep-18	14:30:37

Dataset: F:\Projects\PFAS.PRO\Results\180927M1\180927M1-CRV.qld

Last Altered: Friday, September 28, 2018 09:49:55 Pacific Daylight Time
Printed: Friday, September 28, 2018 10:13:35 Pacific Daylight Time

Method: F:\Projects\PFAS.PRO\MethDB\PFAS_FULL_80C_092718.mdb 27 Sep 2018 14:49:25
Calibration: F:\Projects\PFAS.PRO\CurveDB\C18_VAL-PFAS_Q4_09-27-18.cdb 28 Sep 2018 09:49:55

Compound name: PFBA
Correlation coefficient: r = 0.999929, r^2 = 0.999859
Calibration curve: 1.18969 * x + -0.149932
Response type: Internal Std (Ref 36), Area * (IS Conc. / IS Area)
Curve type: Linear, Origin: Exclude, Weighting: 1/x, Axis trans: None

Dataset: F:\Projects\PFAS.PRO\Results\180927M1\180927M1-CRV.qld

Last Altered: Friday, September 28, 2018 09:49:55 Pacific Daylight Time
Printed: Friday, September 28, 2018 10:13:35 Pacific Daylight Time

Compound name: PFPeA
Coefficient of Determination: R^2 = 0.999931
Calibration curve: 5.14306e-005 * x^2 + 1.00613 * x + 0.00949585
Response type: Internal Std (Ref 37), Area * (IS Conc. / IS Area)
Curve type: 2nd Order, Origin: Exclude, Weighting: 1/x, Axis trans: None

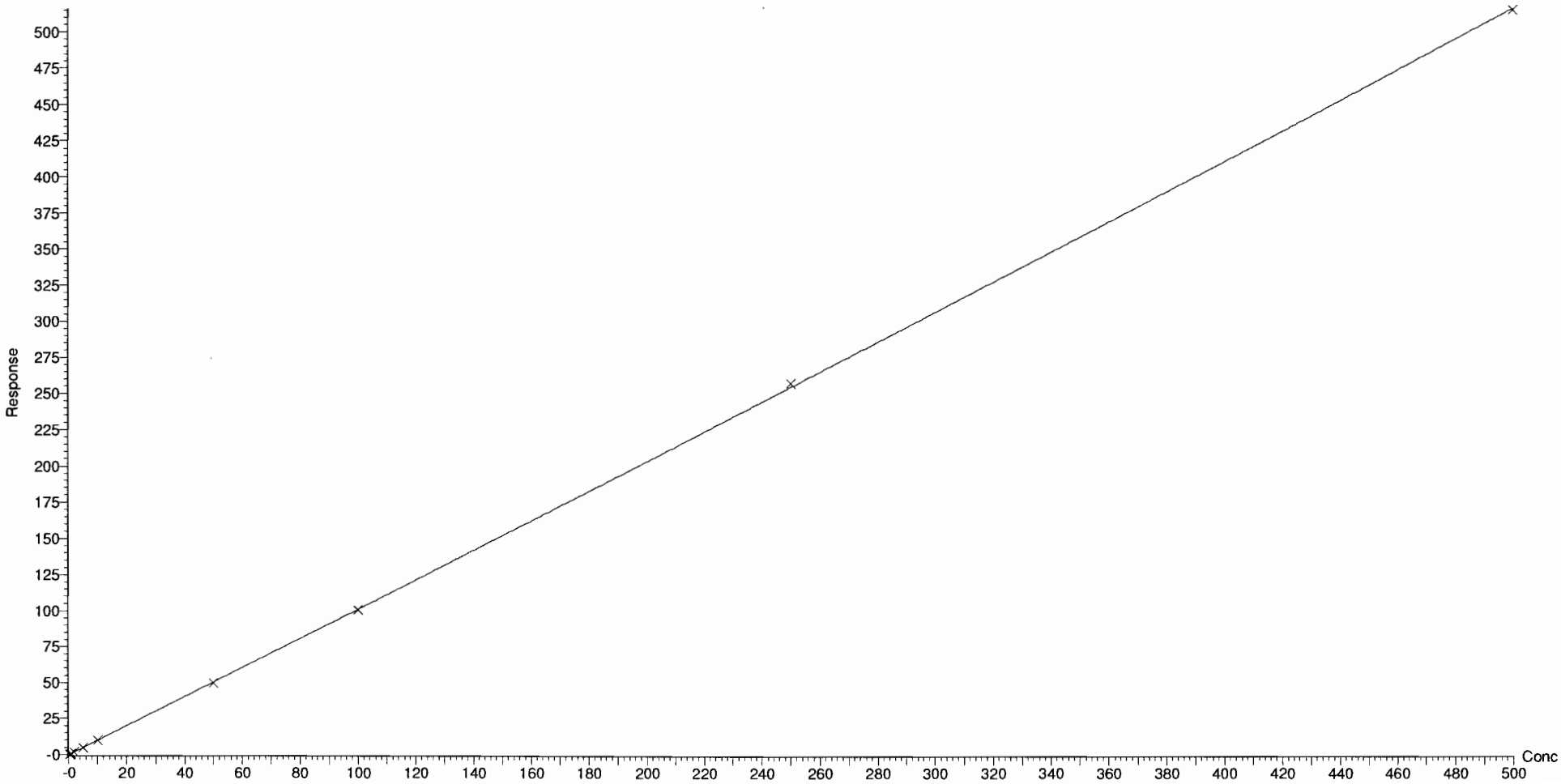

Dataset: F:\Projects\PFAS.PRO\Results\180927M1\180927M1-CRV.qld

Last Altered: Friday, September 28, 2018 09:49:55 Pacific Daylight Time
Printed: Friday, September 28, 2018 10:13:35 Pacific Daylight Time

Compound name: PFBS
Coefficient of Determination: R^2 = 0.999611
Calibration curve: 0.000168284 * x^2 + 1.92235 * x + -0.137802
Response type: Internal Std (Ref 38), Area * (IS Conc. / IS Area)
Curve type: 2nd Order, Origin: Exclude, Weighting: 1/x, Axis trans: None

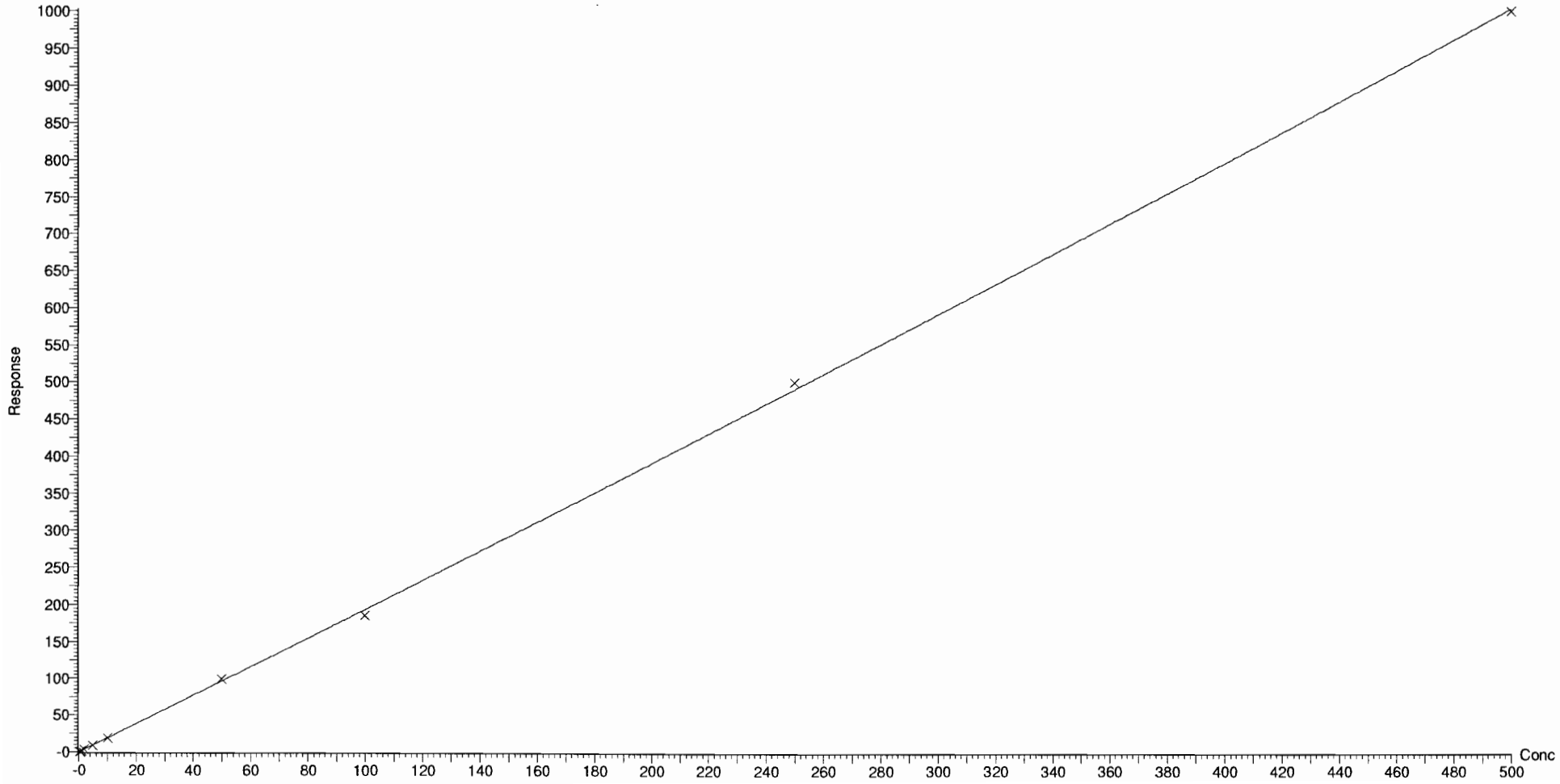

Dataset: F:\Projects\PFAS.PRO\Results\180927M1\180927M1-CRV.qld

Last Altered: Friday, September 28, 2018 09:49:55 Pacific Daylight Time
Printed: Friday, September 28, 2018 10:13:35 Pacific Daylight Time

Compound name: 4:2 FTS
Coefficient of Determination: R^2 = 0.999860
Calibration curve: -0.00244039 * x^2 + 0.919606 * x + -0.00962268
Response type: Internal Std (Ref 39), Area * (IS Conc. / IS Area)
Curve type: 2nd Order, Origin: Exclude, Weighting: 1/x, Axis trans: None

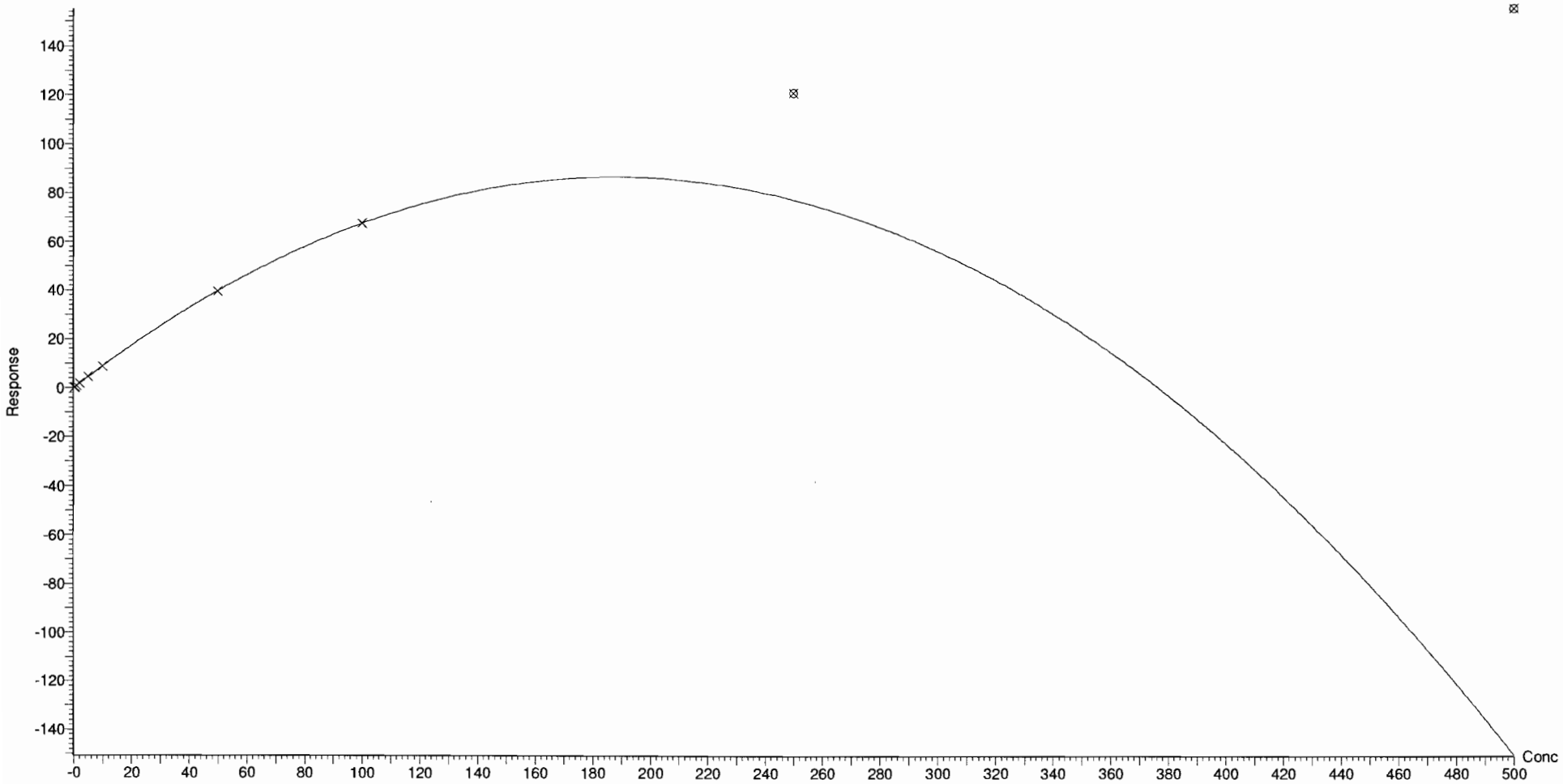

Dataset: F:\Projects\PFAS.PRO\Results\180927M1\180927M1-CRV.qld

Last Altered: Friday, September 28, 2018 09:49:55 Pacific Daylight Time
Printed: Friday, September 28, 2018 10:13:35 Pacific Daylight Time

Compound name: PFHxA
Coefficient of Determination: R^2 = 0.999814
Calibration curve: -8.56453e-005 * x^2 + 0.933539 * x + 0.0302
Response type: Internal Std (Ref 40), Area * (IS Conc. / IS Area)
Curve type: 2nd Order, Origin: Include, Weighting: 1/x, Axis trans: None

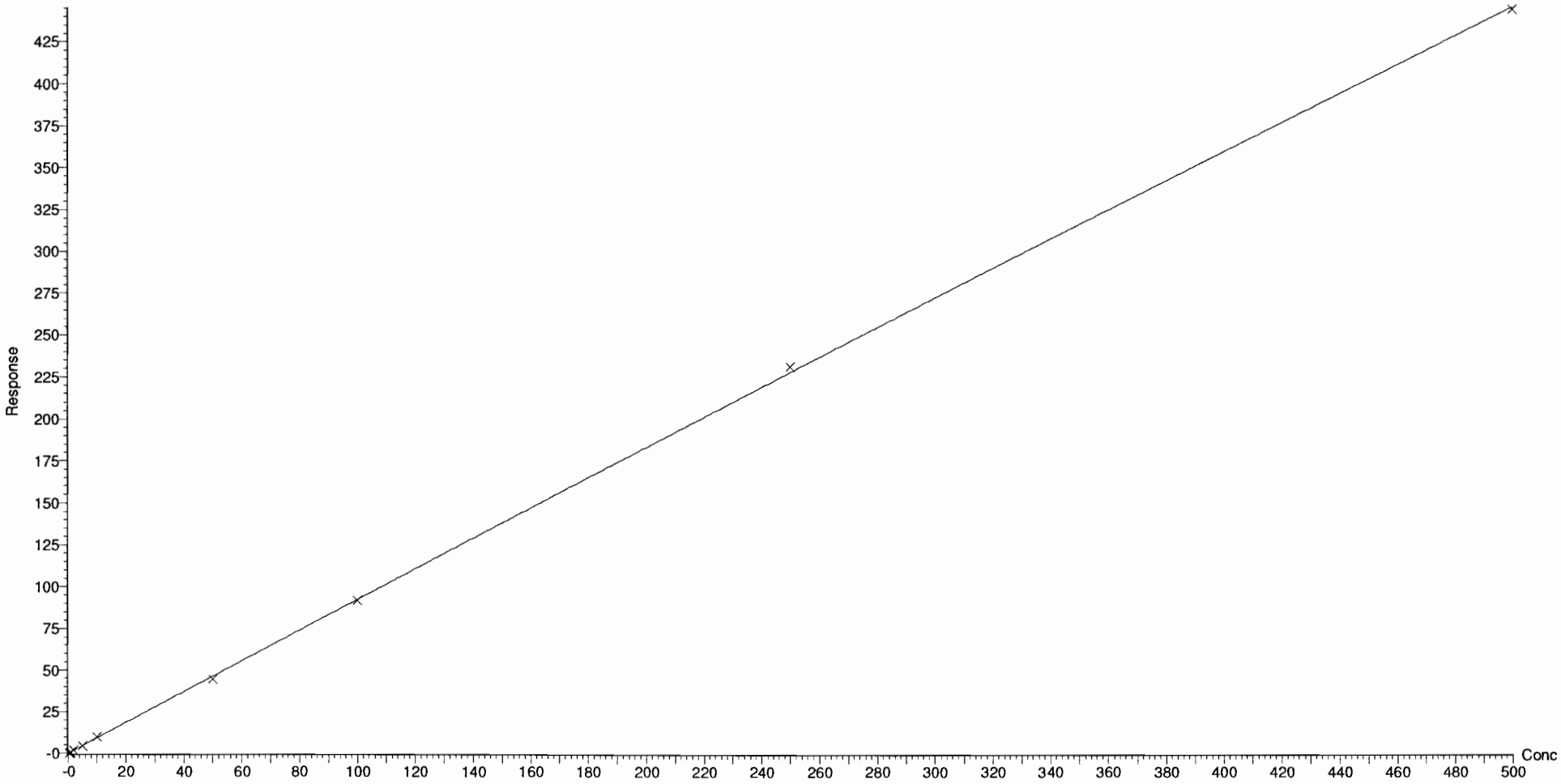

Vista Analytical Laboratory Q1

Dataset: F:\Projects\PFAS.PRO\Results\180927M1\180927M1-CRV.qld

Last Altered: Friday, September 28, 2018 09:49:55 Pacific Daylight Time
Printed: Friday, September 28, 2018 10:13:35 Pacific Daylight Time

Compound name: PFPeS
Coefficient of Determination: R^2 = 0.999658
Calibration curve: 5.01189e-005 * x^2 + 1.33454 * x + -0.0787641
Response type: Internal Std (Ref 38), Area * (IS Conc. / IS Area)
Curve type: 2nd Order, Origin: Exclude, Weighting: 1/x, Axis trans: None

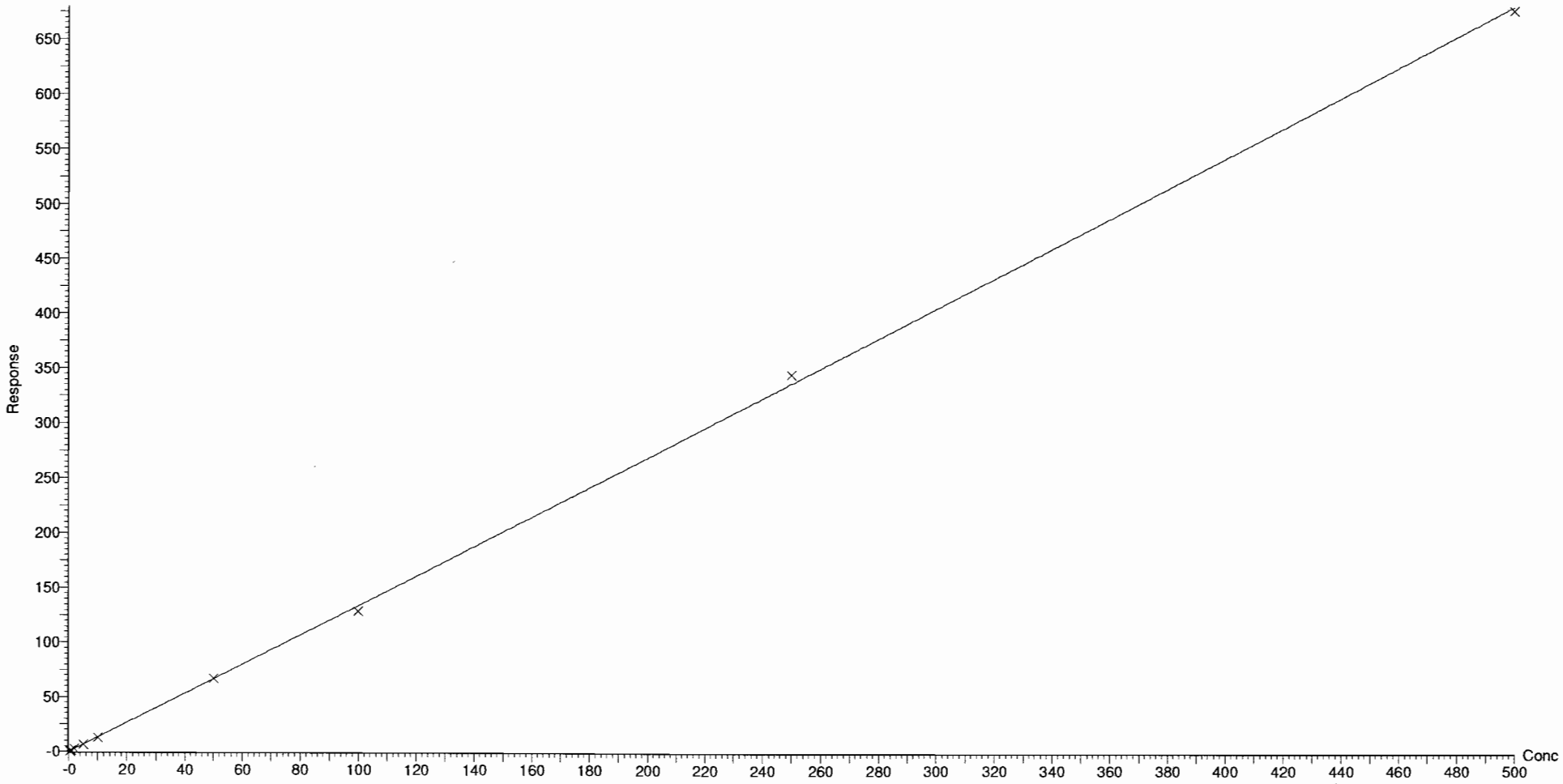

Dataset: F:\Projects\PFAS.PRO\Results\180927M1\180927M1-CRV.qld

Last Altered: Friday, September 28, 2018 09:49:55 Pacific Daylight Time
Printed: Friday, September 28, 2018 10:13:35 Pacific Daylight Time

Compound name: PFHpA
Correlation coefficient: r = 0.999815, r^2 = 0.999630
Calibration curve: 1.28026 * x + -0.0109596
Response type: Internal Std (Ref 41), Area * (IS Conc. / IS Area)
Curve type: Linear, Origin: Exclude, Weighting: 1/x, Axis trans: None

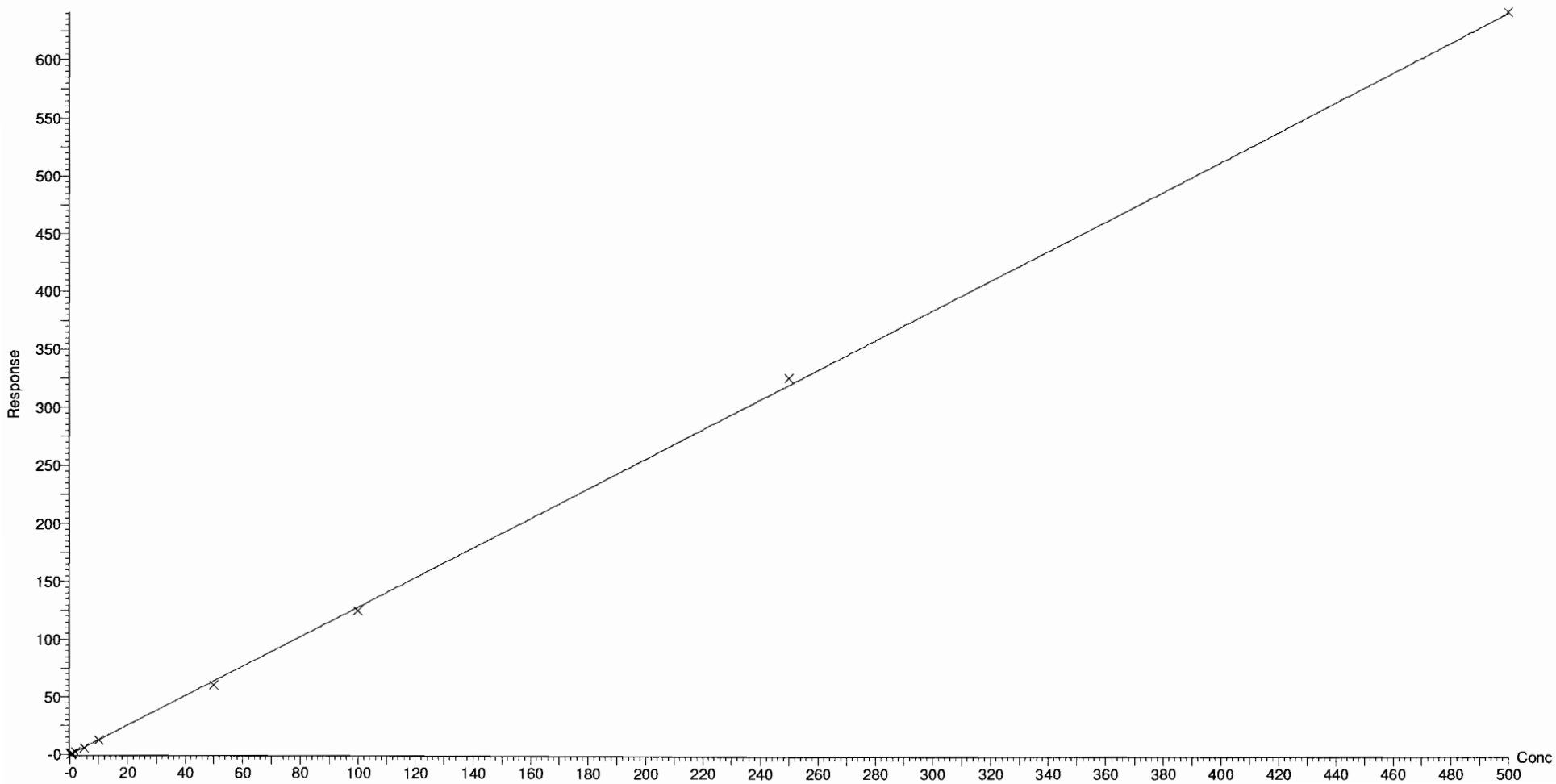

Dataset: F:\Projects\PFAS.PRO\Results\180927M1\180927M1-CRV.qld

Last Altered: Friday, September 28, 2018 09:49:55 Pacific Daylight Time
Printed: Friday, September 28, 2018 10:13:35 Pacific Daylight Time

Compound name: L-PFHxS
Coefficient of Determination: R^2 = 0.999685
Calibration curve: 2.82016e-006 * x^2 + 1.92587 * x + -0.0395152
Response type: Internal Std (Ref 42), Area * (IS Conc. / IS Area)
Curve type: 2nd Order, Origin: Include, Weighting: 1/x, Axis trans: None

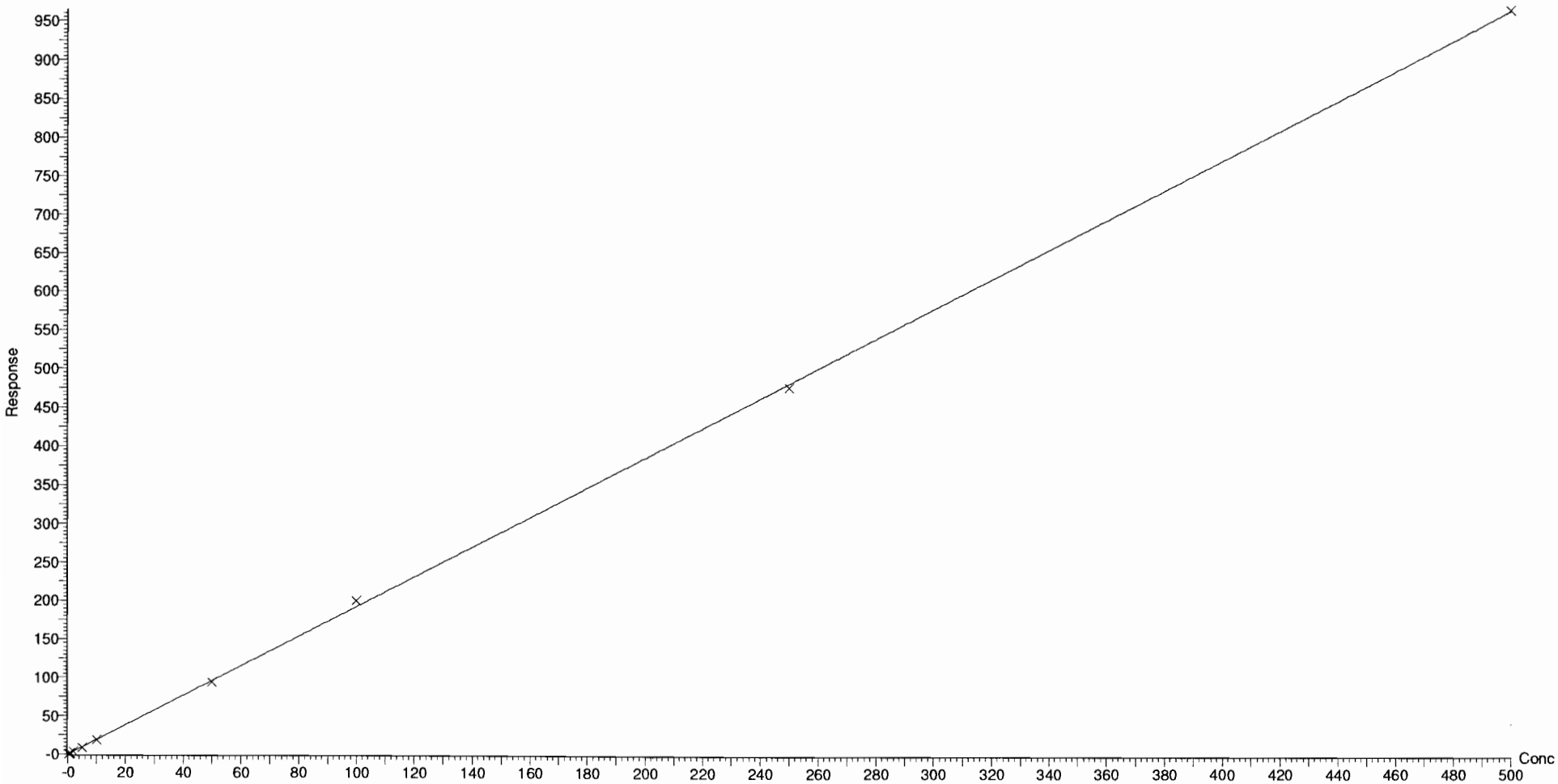

Dataset: F:\Projects\PFAS.PRO\Results\180927M1\180927M1-CRV.qld

Last Altered: Friday, September 28, 2018 09:49:55 Pacific Daylight Time
Printed: Friday, September 28, 2018 10:13:35 Pacific Daylight Time

Compound name: 6:2 FTS
Coefficient of Determination: R^2 = 0.999302
Calibration curve: -0.00261833 * x^2 + 1.04474 * x + 0.0191728
Response type: Internal Std (Ref 43), Area * (IS Conc. / IS Area)
Curve type: 2nd Order, Origin: Include, Weighting: 1/x, Axis trans: None

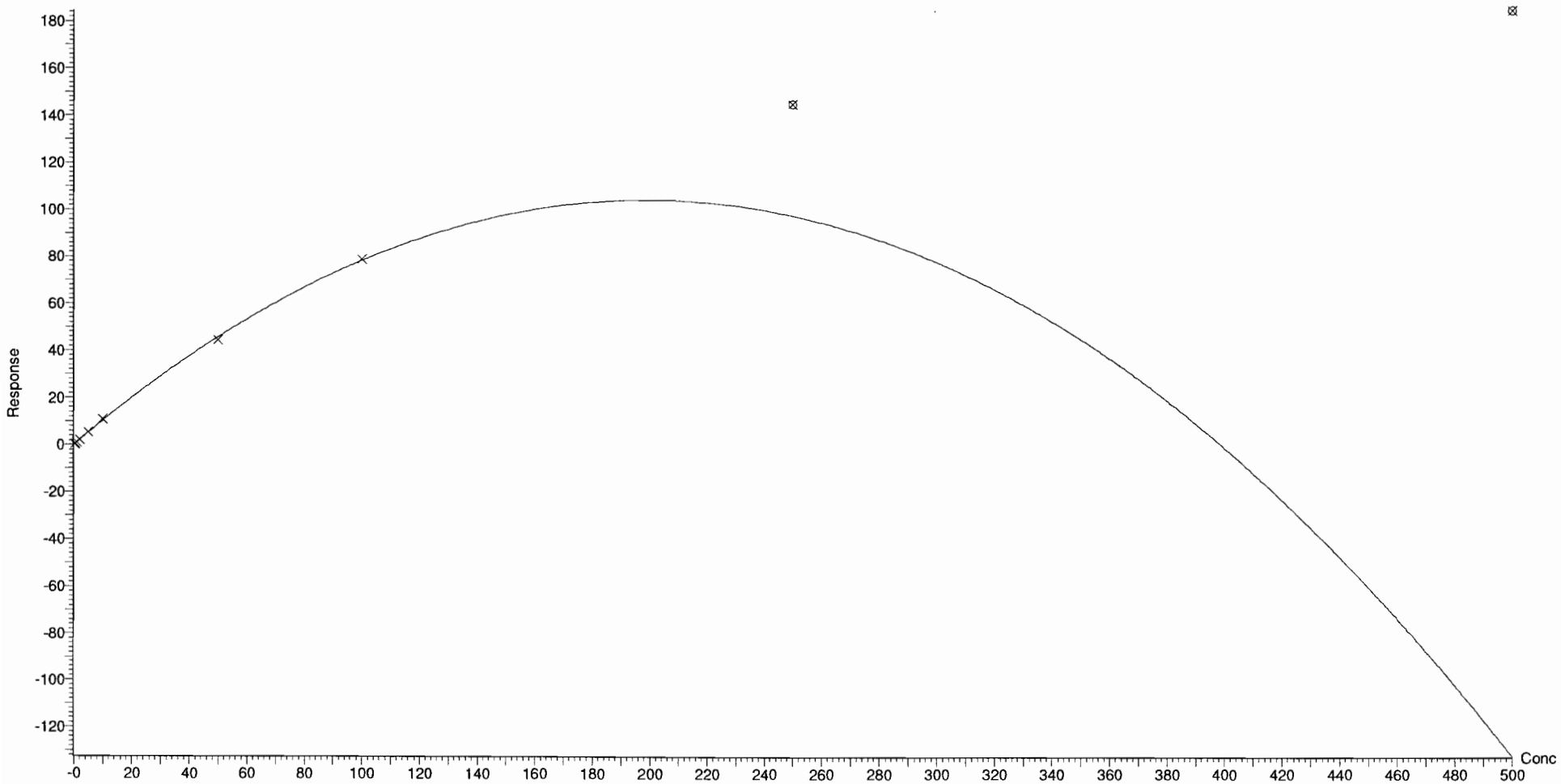

Dataset: F:\Projects\PFAS.PRO\Results\180927M1\180927M1-CRV.qld

Last Altered: Friday, September 28, 2018 09:49:55 Pacific Daylight Time
Printed: Friday, September 28, 2018 10:13:35 Pacific Daylight Time

Compound name: L-PFOA
Coefficient of Determination: R^2 = 0.999932
Calibration curve: -9.18538e-005 * x^2 + 1.36565 * x + 0.0873466
Response type: Internal Std (Ref 44), Area * (IS Conc. / IS Area)
Curve type: 2nd Order, Origin: Exclude, Weighting: 1/x, Axis trans: None

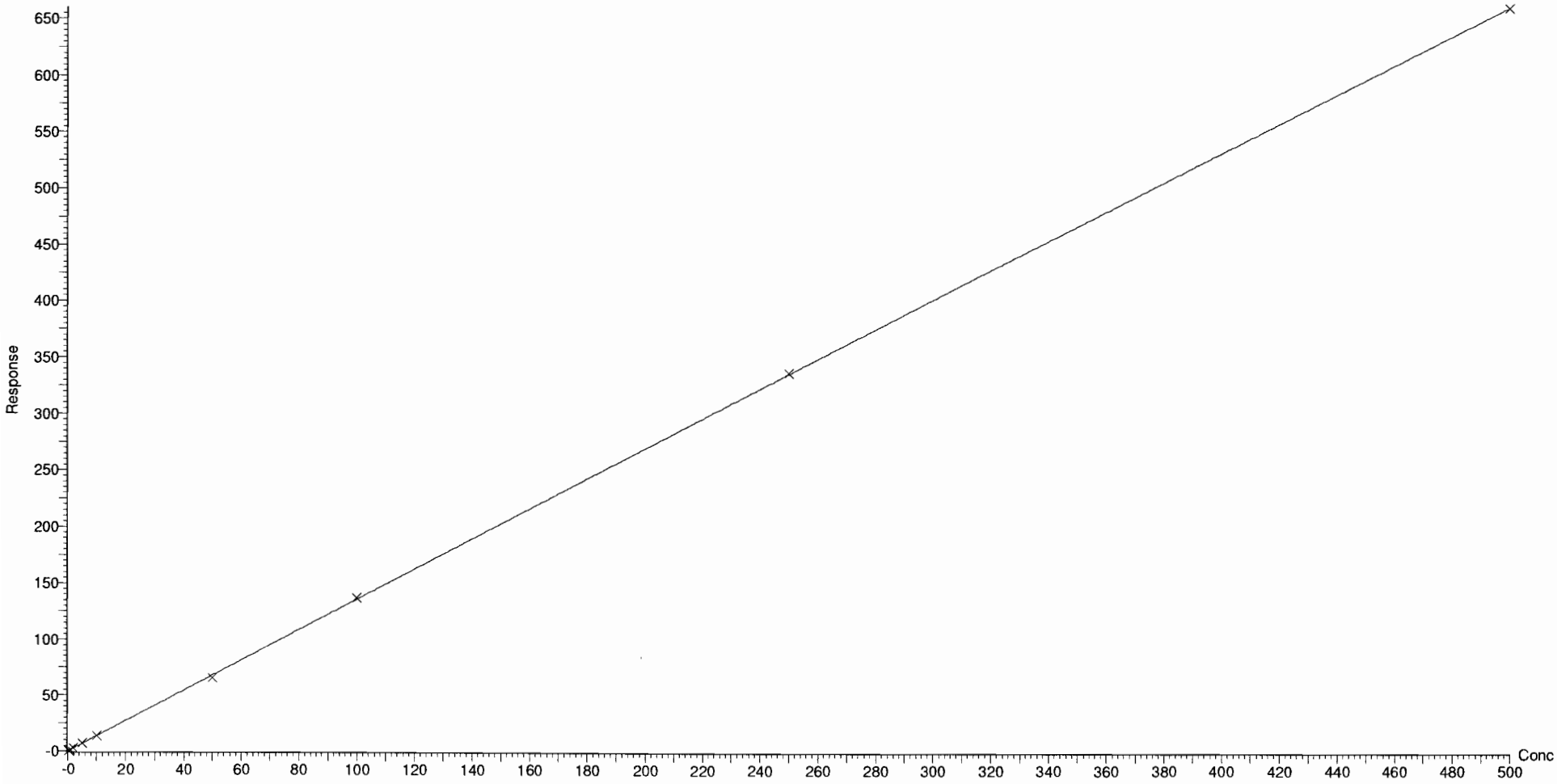

Dataset: F:\Projects\PFAS.PRO\Results\180927M1\180927M1-CRV.qld

Last Altered: Friday, September 28, 2018 09:49:55 Pacific Daylight Time
Printed: Friday, September 28, 2018 10:13:35 Pacific Daylight Time

Compound name: PFHpS
Coefficient of Determination: R^2 = 0.999081
Calibration curve: -1.51104e-005 * x^2 + 0.824807 * x + -0.0303448
Response type: Internal Std (Ref 47), Area * (IS Conc. / IS Area)
Curve type: 2nd Order, Origin: Exclude, Weighting: 1/x, Axis trans: None

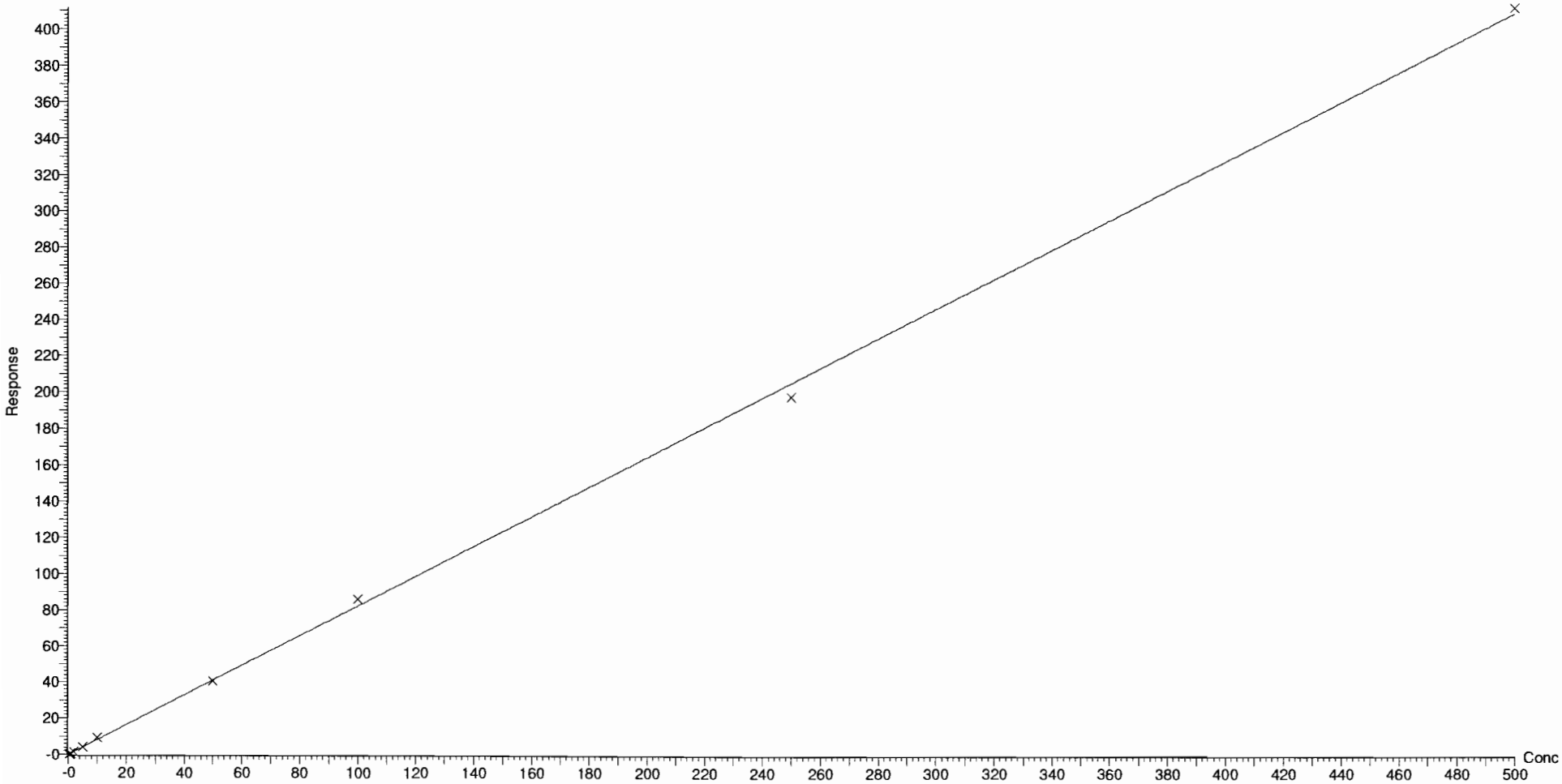

Dataset: F:\Projects\PFAS.PRO\Results\180927M1\180927M1-CRV.qld

Last Altered: Friday, September 28, 2018 09:49:55 Pacific Daylight Time
Printed: Friday, September 28, 2018 10:13:35 Pacific Daylight Time

Compound name: PFNA
Coefficient of Determination: R^2 = 0.999855
Calibration curve: 6.47015e-005 * x^2 + 1.10433 * x + 0.086356
Response type: Internal Std (Ref 45), Area * (IS Conc. / IS Area)
Curve type: 2nd Order, Origin: Exclude, Weighting: 1/x, Axis trans: None

Dataset: F:\Projects\PFAS.PRO\Results\180927M1\180927M1-CRV.qld

Last Altered: Friday, September 28, 2018 09:49:55 Pacific Daylight Time
Printed: Friday, September 28, 2018 10:13:35 Pacific Daylight Time

Compound name: PFOSA
Coefficient of Determination: R^2 = 0.999815
Calibration curve: -0.000107013 * x^2 + 1.05531 * x + -0.000923137
Response type: Internal Std (Ref 46), Area * (IS Conc. / IS Area)
Curve type: 2nd Order, Origin: Exclude, Weighting: 1/x, Axis trans: None

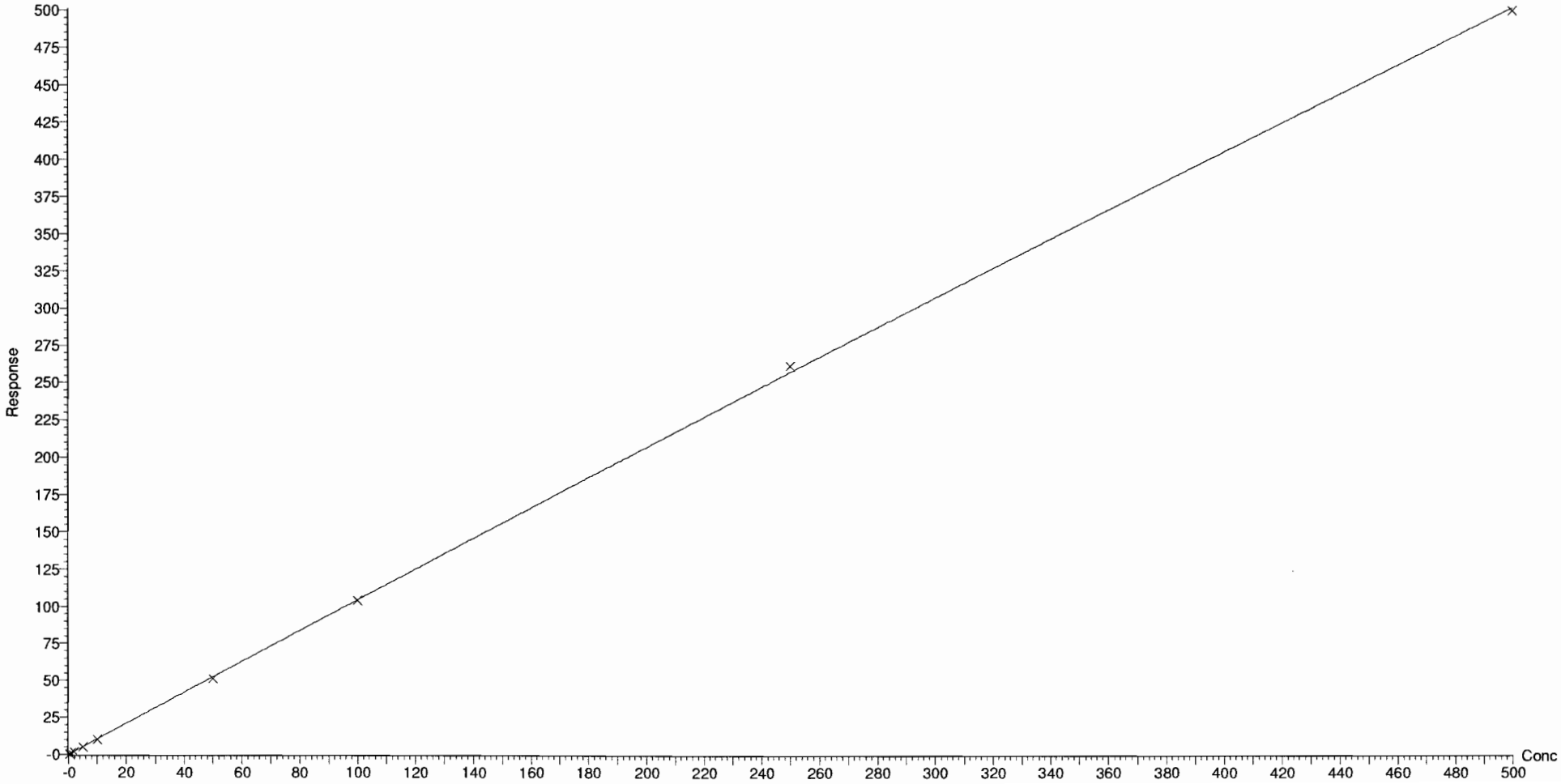

Dataset: F:\Projects\PFAS.PRO\Results\180927M1\180927M1-CRV.qld

Last Altered: Friday, September 28, 2018 09:49:55 Pacific Daylight Time
Printed: Friday, September 28, 2018 10:13:35 Pacific Daylight Time

Compound name: L-PFOS
Coefficient of Determination: R^2 = 0.999495
Calibration curve: 4.34295e-005 * x^2 + 0.971483 * x + 0.00442996
Response type: Internal Std (Ref 47), Area * (IS Conc. / IS Area)
Curve type: 2nd Order, Origin: Include, Weighting: 1/x, Axis trans: None

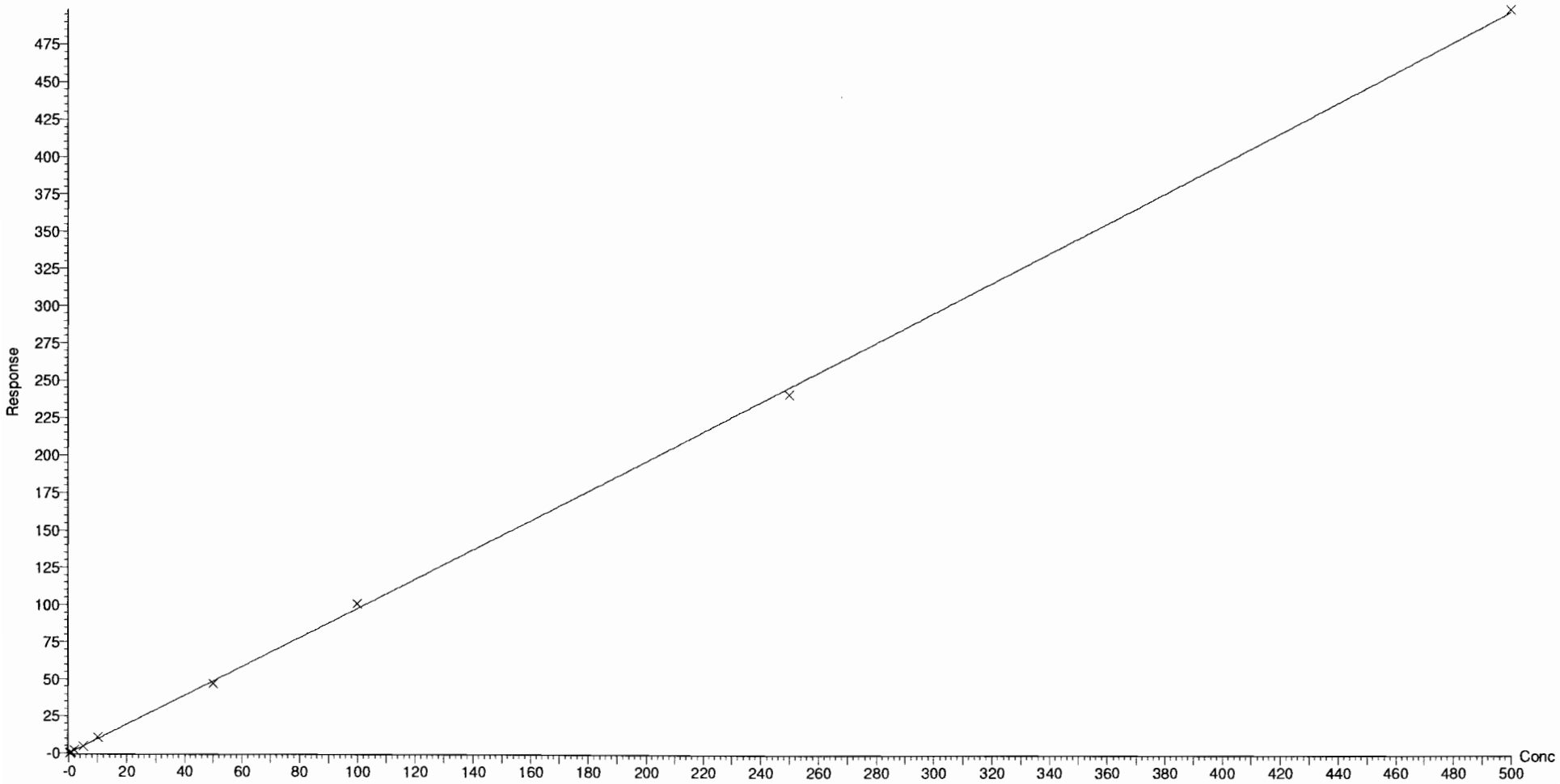

Dataset: F:\Projects\PFAS.PRO\Results\180927M1\180927M1-CRV.qld

Last Altered: Friday, September 28, 2018 09:49:55 Pacific Daylight Time
Printed: Friday, September 28, 2018 10:13:35 Pacific Daylight Time

Compound name: PFDA
Coefficient of Determination: R^2 = 0.999858
Calibration curve: -0.00020178 * x^2 + 1.27741 * x + -0.0259561
Response type: Internal Std (Ref 48), Area * (IS Conc. / IS Area)
Curve type: 2nd Order, Origin: Exclude, Weighting: 1/x, Axis trans: None

Dataset: F:\Projects\PFAS.PRO\Results\180927M1\180927M1-CRV.qld

Last Altered: Friday, September 28, 2018 09:49:55 Pacific Daylight Time
Printed: Friday, September 28, 2018 10:13:35 Pacific Daylight Time

Compound name: 8:2 FTS
Coefficient of Determination: R^2 = 0.998209
Calibration curve: -0.00619295 * x^2 + 1.61852 * x + -0.0960863
Response type: Internal Std (Ref 49), Area * (IS Conc. / IS Area)
Curve type: 2nd Order, Origin: Exclude, Weighting: 1/x, Axis trans: None

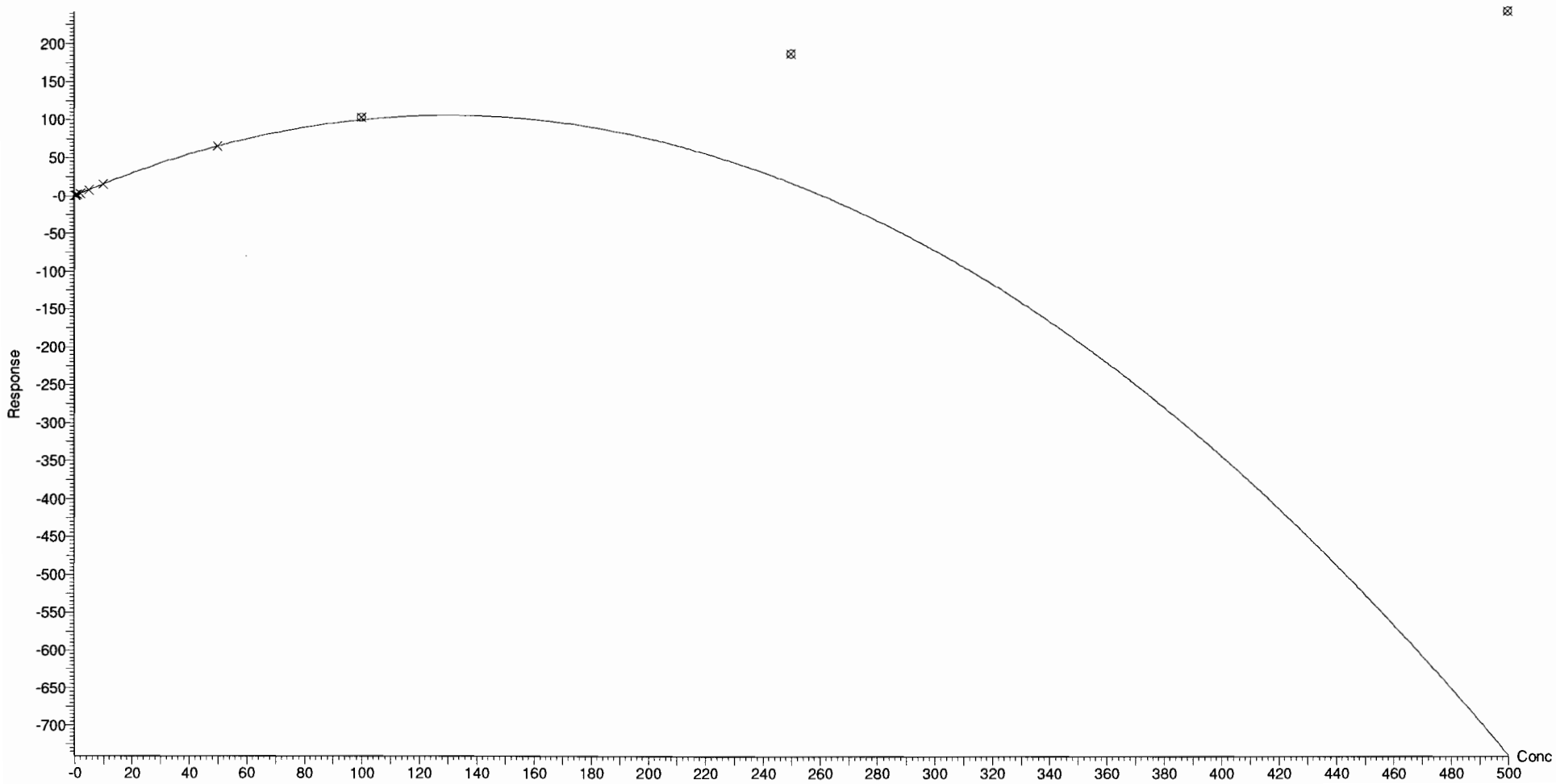

Dataset: F:\Projects\PFAS.PRO\Results\180927M1\180927M1-CRV.qld

Last Altered: Friday, September 28, 2018 09:49:55 Pacific Daylight Time
Printed: Friday, September 28, 2018 10:13:35 Pacific Daylight Time

Compound name: PFNS
Coefficient of Determination: R^2 = 0.999246
Calibration curve: -4.63888e-005 * x^2 + 0.693734 * x + -0.0308376
Response type: Internal Std (Ref 47), Area * (IS Conc. / IS Area)
Curve type: 2nd Order, Origin: Exclude, Weighting: 1/x, Axis trans: None

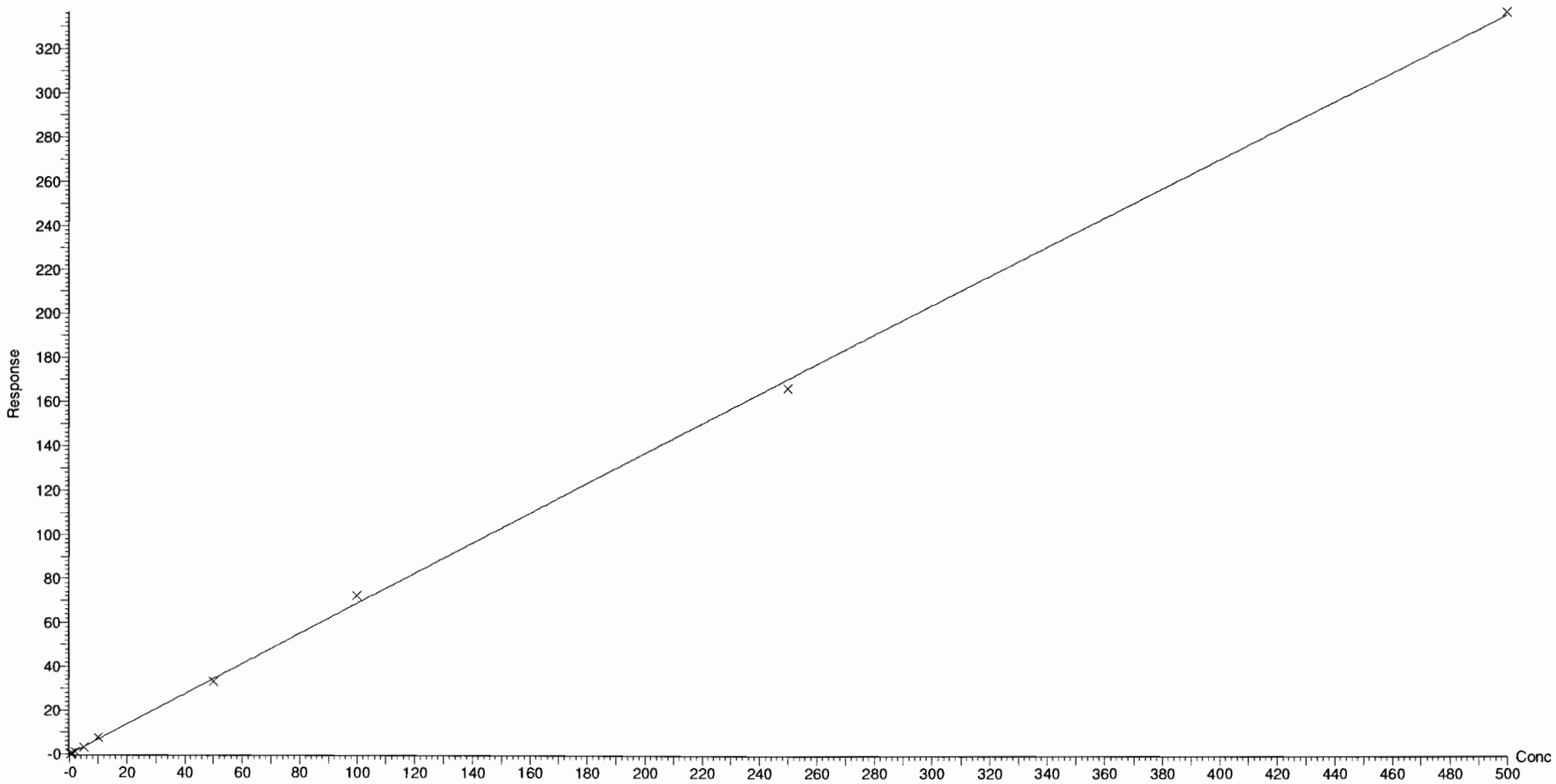

Dataset: F:\Projects\PFAS.PRO\Results\180927M1\180927M1-CRV.qld

Last Altered: Friday, September 28, 2018 09:49:55 Pacific Daylight Time
Printed: Friday, September 28, 2018 10:13:35 Pacific Daylight Time

Compound name: L-MeFOSAA
Coefficient of Determination: R^2 = 0.999600
Calibration curve: -0.000194362 * x^2 + 1.34878 * x + -0.0549476
Response type: Internal Std (Ref 50), Area * (IS Conc. / IS Area)
Curve type: 2nd Order, Origin: Include, Weighting: 1/x, Axis trans: None

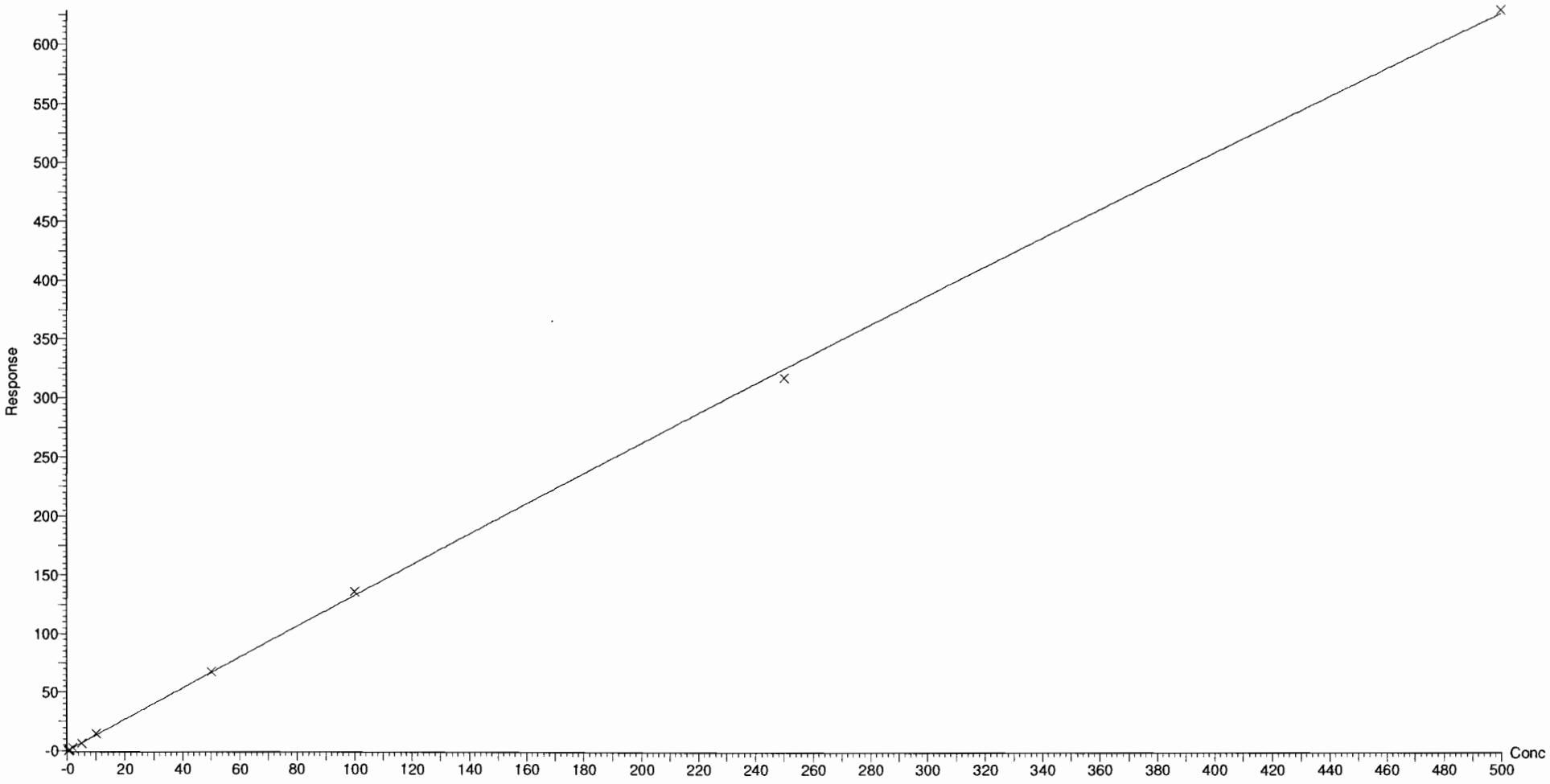

Dataset: F:\Projects\PFAS.PRO\Results\180927M1\180927M1-CRV.qld

Last Altered: Friday, September 28, 2018 09:49:55 Pacific Daylight Time
Printed: Friday, September 28, 2018 10:13:35 Pacific Daylight Time

Compound name: L-EtFOSAA
Coefficient of Determination: R^2 = 0.999086
Calibration curve: -6.32343e-005 * x^2 + 1.0957 * x + -0.0917614
Response type: Internal Std (Ref 52), Area * (IS Conc. / IS Area)
Curve type: 2nd Order, Origin: Exclude, Weighting: 1/x, Axis trans: None

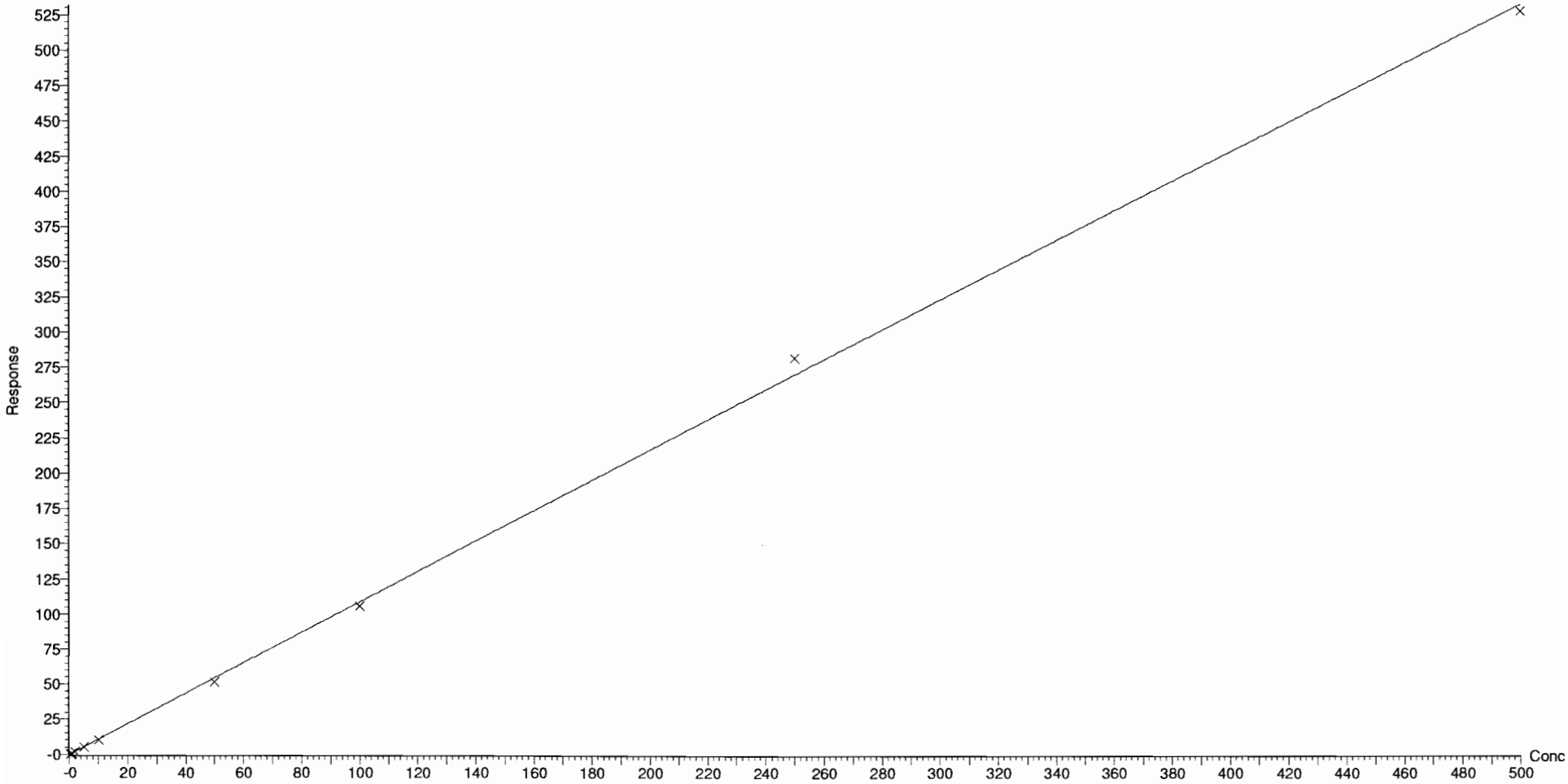

Dataset: F:\Projects\PFAS.PRO\Results\180927M1\180927M1-CRV.qld

Last Altered: Friday, September 28, 2018 09:49:55 Pacific Daylight Time
Printed: Friday, September 28, 2018 10:14:17 Pacific Daylight Time

Method: F:\Projects\PFAS.PRO\MethDB\PFAS_FULL_80C_092718.mdb 27 Sep 2018 14:49:25
Calibration: F:\Projects\PFAS.PRO\CurveDB\C18_VAL-PFAS_Q4_09-27-18.cdb 28 Sep 2018 09:49:55

Compound name: PFUdA
Coefficient of Determination: R^2 = 0.999873
Calibration curve: -8.40816e-005 * x^2 + 1.02568 * x + 0.03942
Response type: Internal Std (Ref 51), Area * (IS Conc. / IS Area)
Curve type: 2nd Order, Origin: Exclude, Weighting: 1/x, Axis trans: None

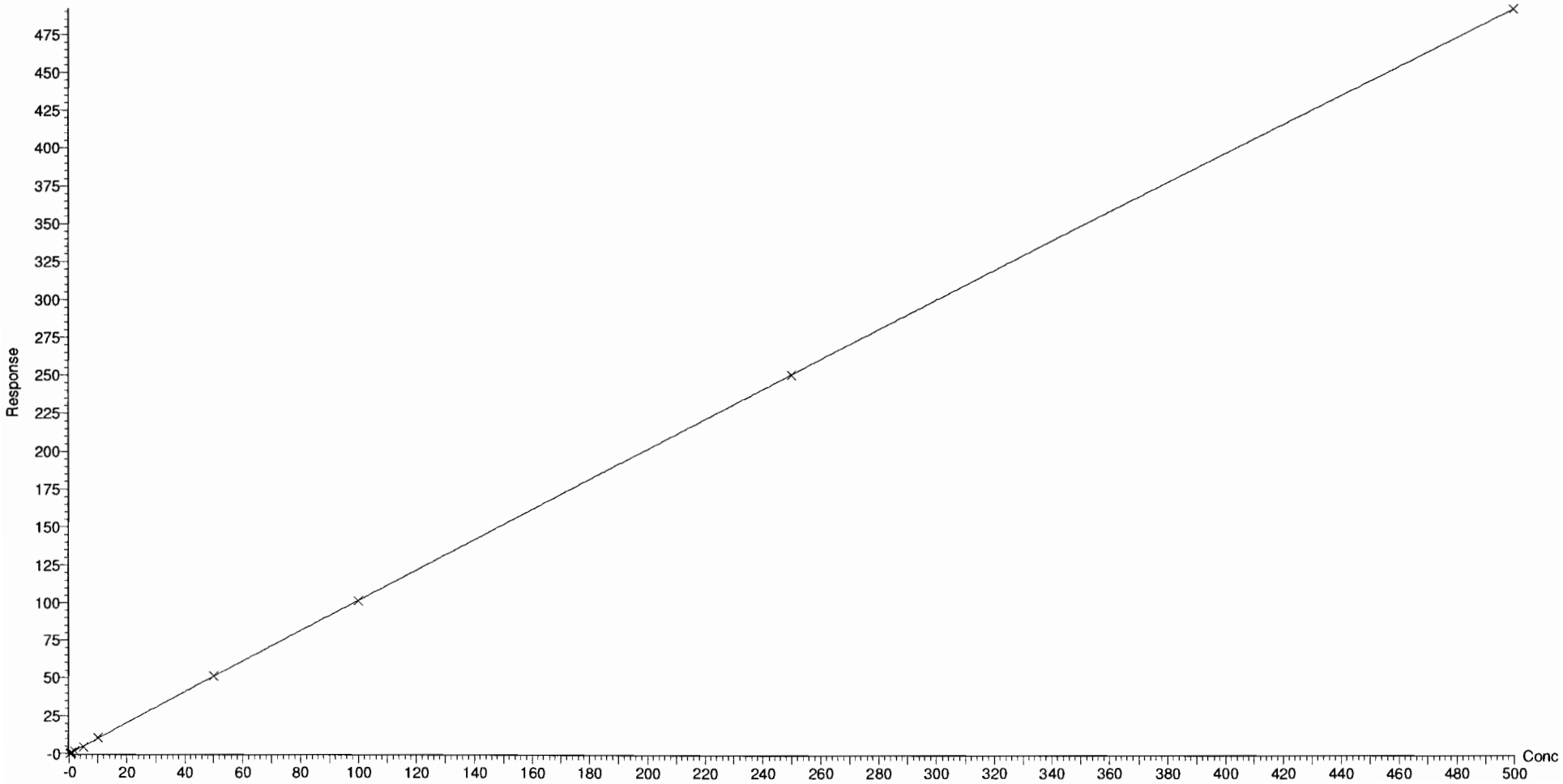

Dataset: F:\Projects\PFAS.PRO\Results\180927M1\180927M1-CRV.qld

Last Altered: Friday, September 28, 2018 09:49:55 Pacific Daylight Time
Printed: Friday, September 28, 2018 10:14:17 Pacific Daylight Time

Compound name: PFDS
Coefficient of Determination: R^2 = 0.999595
Calibration curve: -0.000108698 * x^2 + 1.05849 * x + -0.0396283
Response type: Internal Std (Ref 47), Area * (IS Conc. / IS Area)
Curve type: 2nd Order, Origin: Exclude, Weighting: 1/x, Axis trans: None

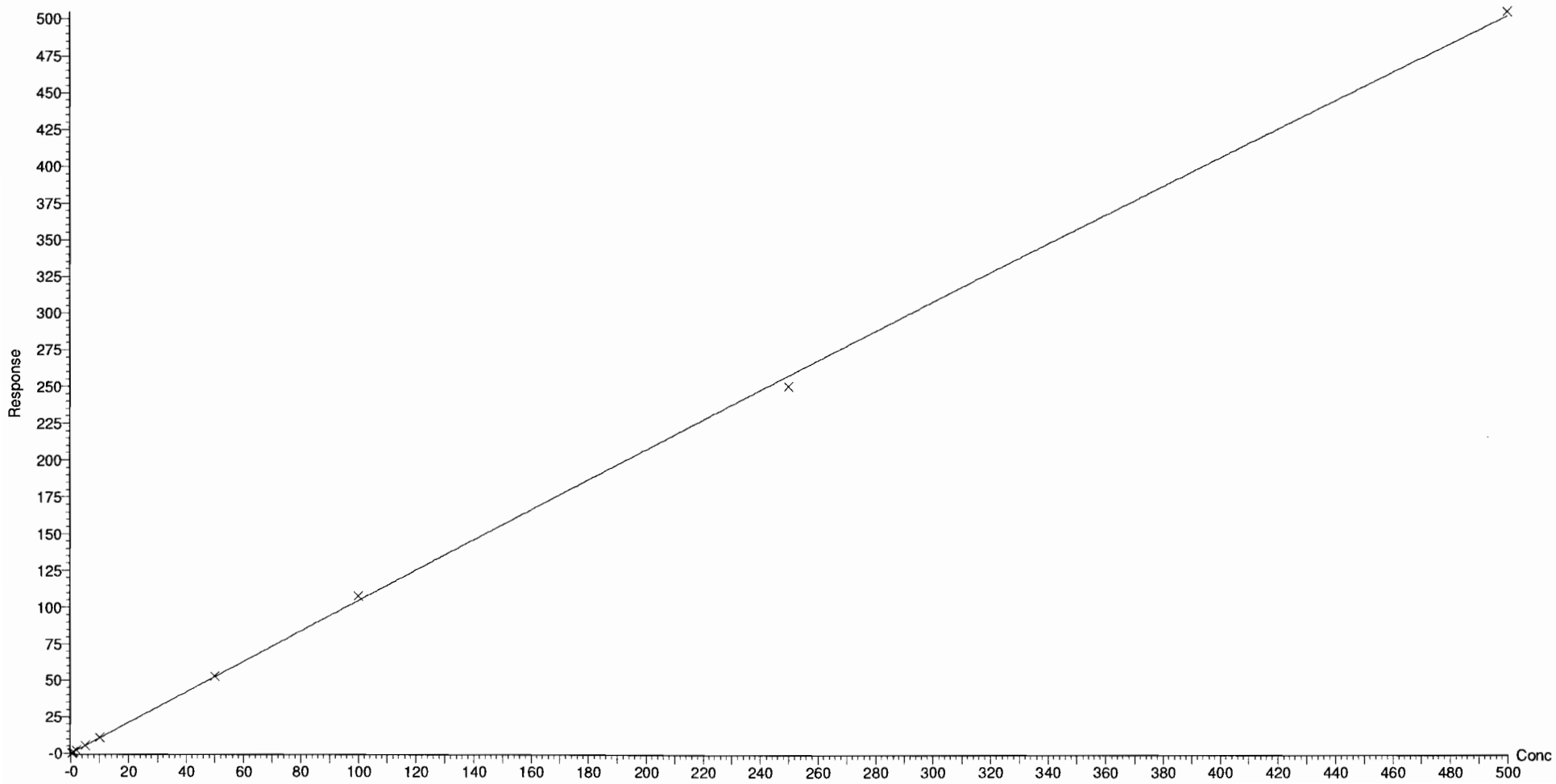

Dataset: F:\Projects\PFAS.PRO\Results\180927M1\180927M1-CRV.qld

Last Altered: Friday, September 28, 2018 09:49:55 Pacific Daylight Time
Printed: Friday, September 28, 2018 10:14:17 Pacific Daylight Time

Compound name: PFDoA
Coefficient of Determination: R^2 = 0.999599
Calibration curve: -5.15839e-005 * x^2 + 1.31507 * x + 0.0341292
Response type: Internal Std (Ref 53), Area * (IS Conc. / IS Area)
Curve type: 2nd Order, Origin: Exclude, Weighting: 1/x, Axis trans: None

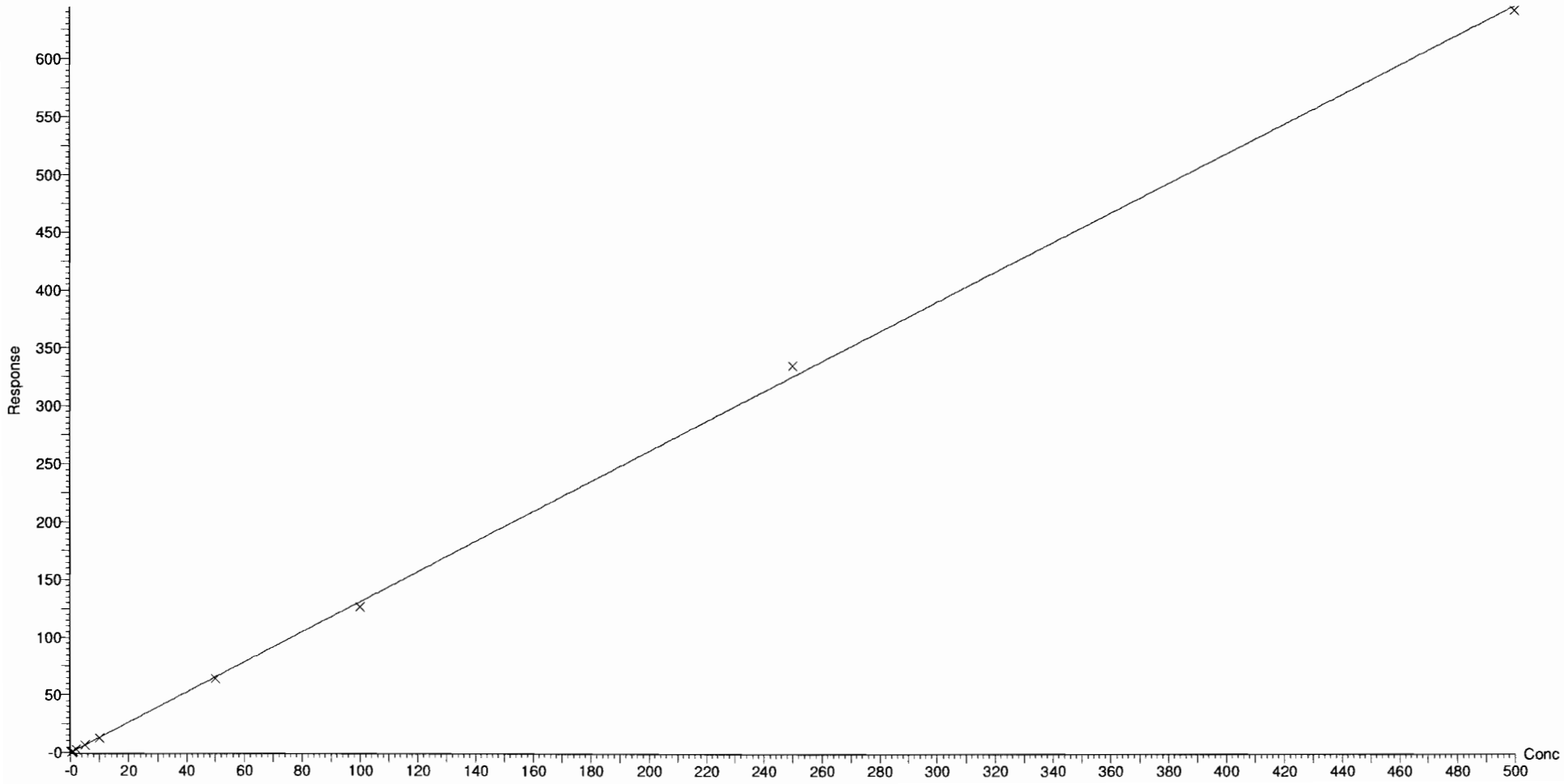

Dataset: F:\Projects\PFAS.PRO\Results\180927M1\180927M1-CRV.qld

Last Altered: Friday, September 28, 2018 09:49:55 Pacific Daylight Time
Printed: Friday, September 28, 2018 10:14:17 Pacific Daylight Time

Compound name: N-MeFOSA
Coefficient of Determination: R^2 = 0.999834
Calibration curve: -4.74049e-005 * x^2 + 0.979543 * x + 0.0998916
Response type: Internal Std (Ref 54), Area * (IS Conc. / IS Area)
Curve type: 2nd Order, Origin: Include, Weighting: 1/x, Axis trans: None

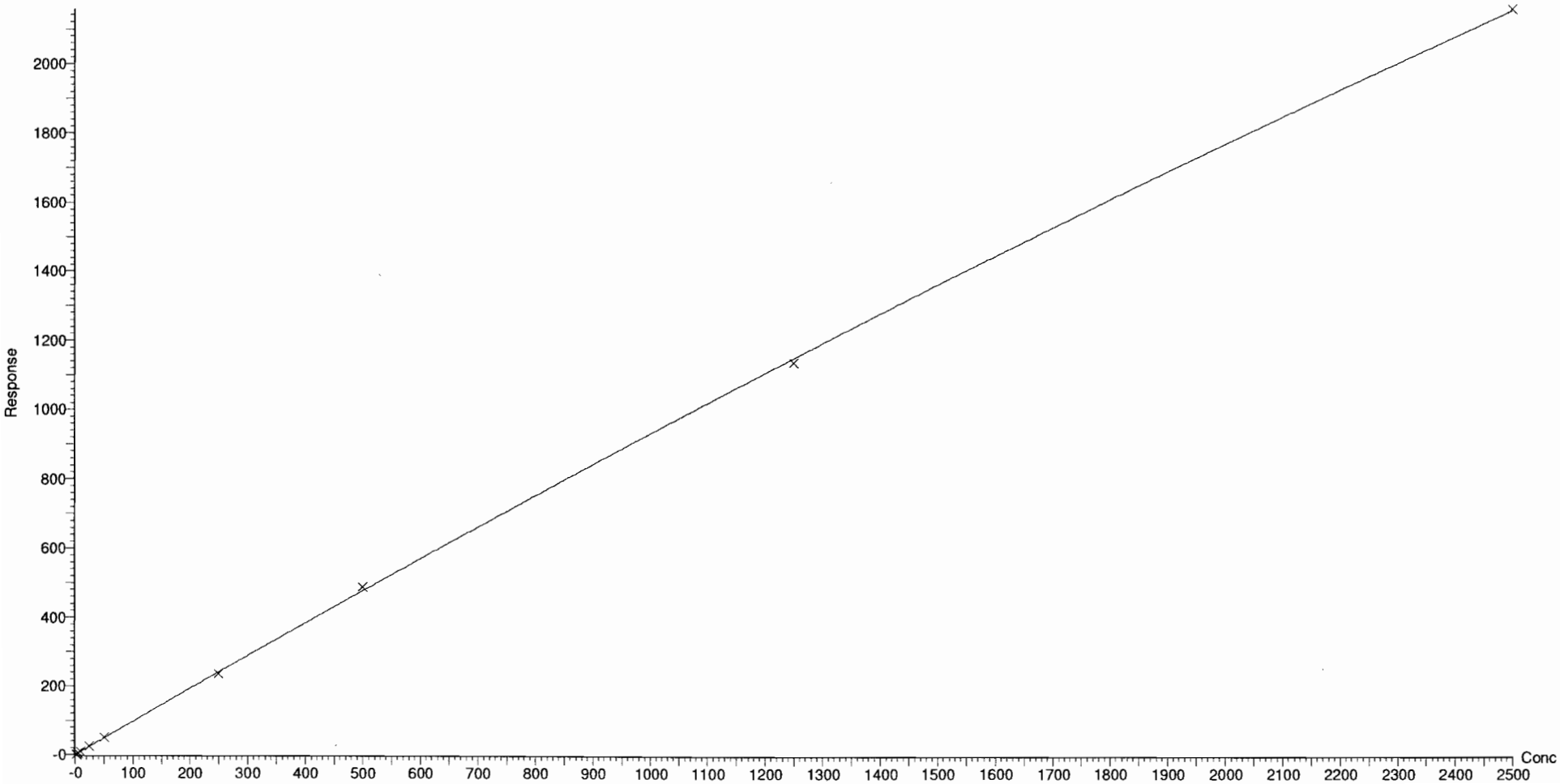

Vista Analytical Laboratory Q1

Dataset: F:\Projects\PFAS.PRO\Results\180927M1\180927M1-CRV.qld

Last Altered: Friday, September 28, 2018 09:49:55 Pacific Daylight Time
Printed: Friday, September 28, 2018 10:14:17 Pacific Daylight Time

Compound name: PFTrDA
Coefficient of Determination: R^2 = 0.999770
Calibration curve: -9.97502e-005 * x^2 + 1.48883 * x + 0.1065
Response type: Internal Std (Ref 53), Area * (IS Conc. / IS Area)
Curve type: 2nd Order, Origin: Exclude, Weighting: 1/x, Axis trans: None

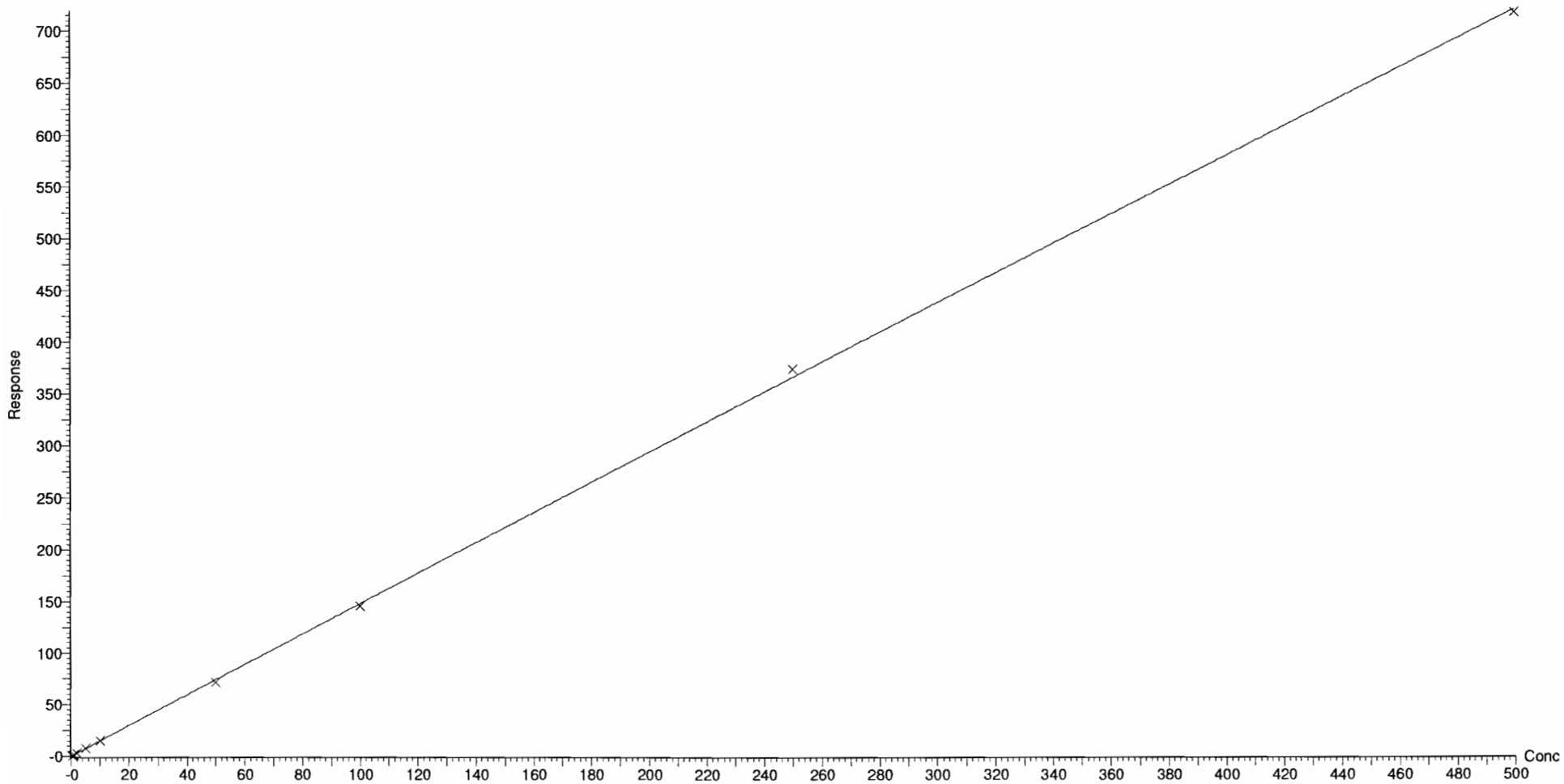

Dataset: F:\Projects\PFAS.PRO\Results\180927M1\180927M1-CRV.qld

Last Altered: Friday, September 28, 2018 09:49:55 Pacific Daylight Time
Printed: Friday, September 28, 2018 10:14:17 Pacific Daylight Time

Compound name: PFTeDA
Coefficient of Determination: R^2 = 0.999229
Calibration curve: -0.00086879 * x^2 + 1.729 * x + 0.0541893
Response type: Internal Std (Ref 55), Area * (IS Conc. / IS Area)
Curve type: 2nd Order, Origin: Exclude, Weighting: 1/x, Axis trans: None

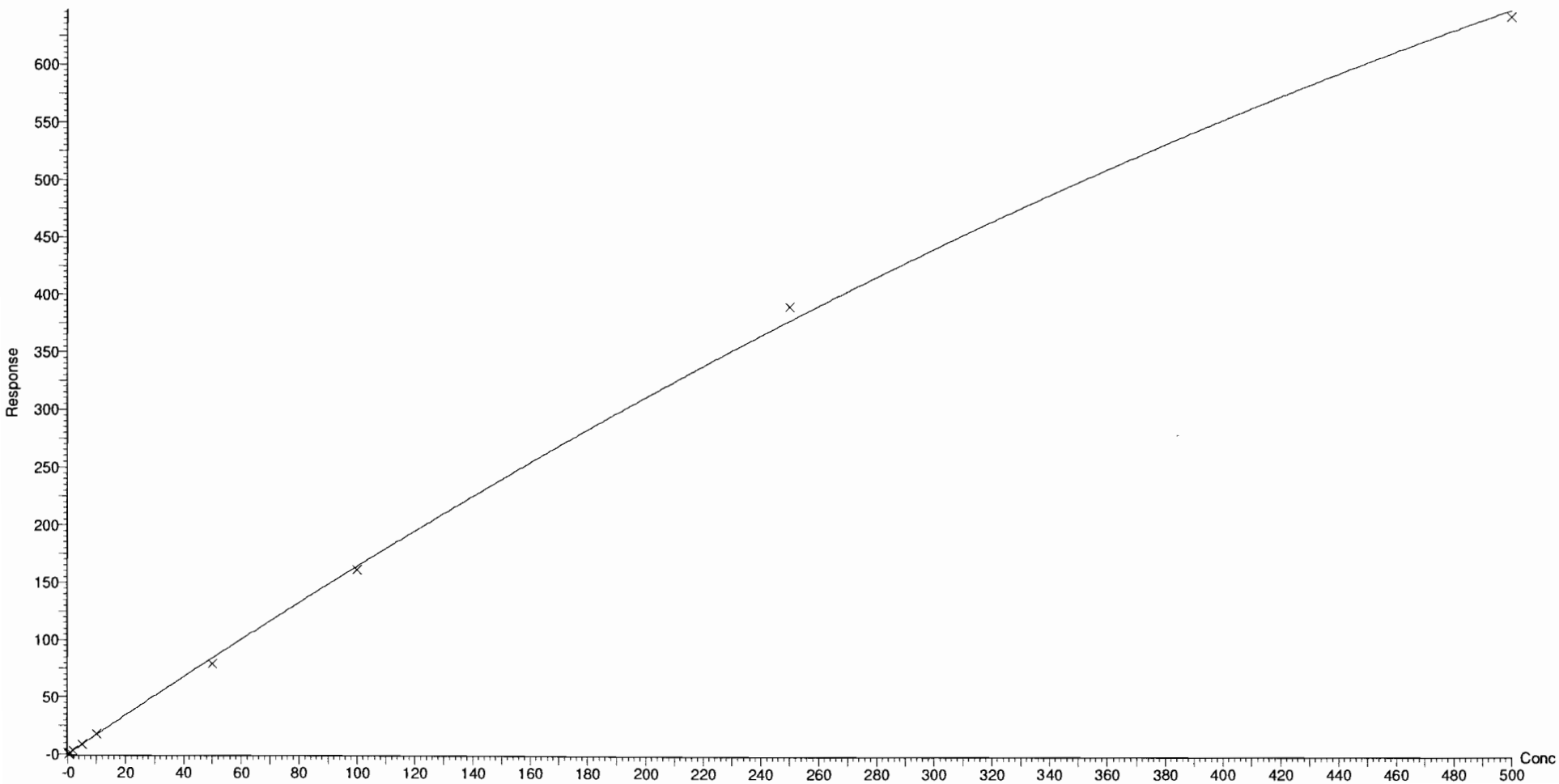

Dataset: F:\Projects\PFAS.PRO\Results\180927M1\180927M1-CRV.qld

Last Altered: Friday, September 28, 2018 09:49:55 Pacific Daylight Time
Printed: Friday, September 28, 2018 10:14:17 Pacific Daylight Time

Compound name: N-EtFOSA
Coefficient of Determination: R^2 = 0.999957
Calibration curve: -8.69362e-006 * x^2 + 0.86909 * x + 0.133495
Response type: Internal Std (Ref 56), Area * (IS Conc. / IS Area)
Curve type: 2nd Order, Origin: Exclude, Weighting: 1/x, Axis trans: None

Dataset: F:\Projects\PFAS.PRO\Results\180927M1\180927M1-CRV.qld

Last Altered: Friday, September 28, 2018 09:49:55 Pacific Daylight Time
Printed: Friday, September 28, 2018 10:14:17 Pacific Daylight Time

Compound name: PFHxDA
Coefficient of Determination: R^2 = 0.999938
Calibration curve: -0.000231409 * x^2 + 0.638655 * x + 0.0501603
Response type: Internal Std (Ref 57), Area * (IS Conc. / IS Area)
Curve type: 2nd Order, Origin: Exclude, Weighting: 1/x, Axis trans: None

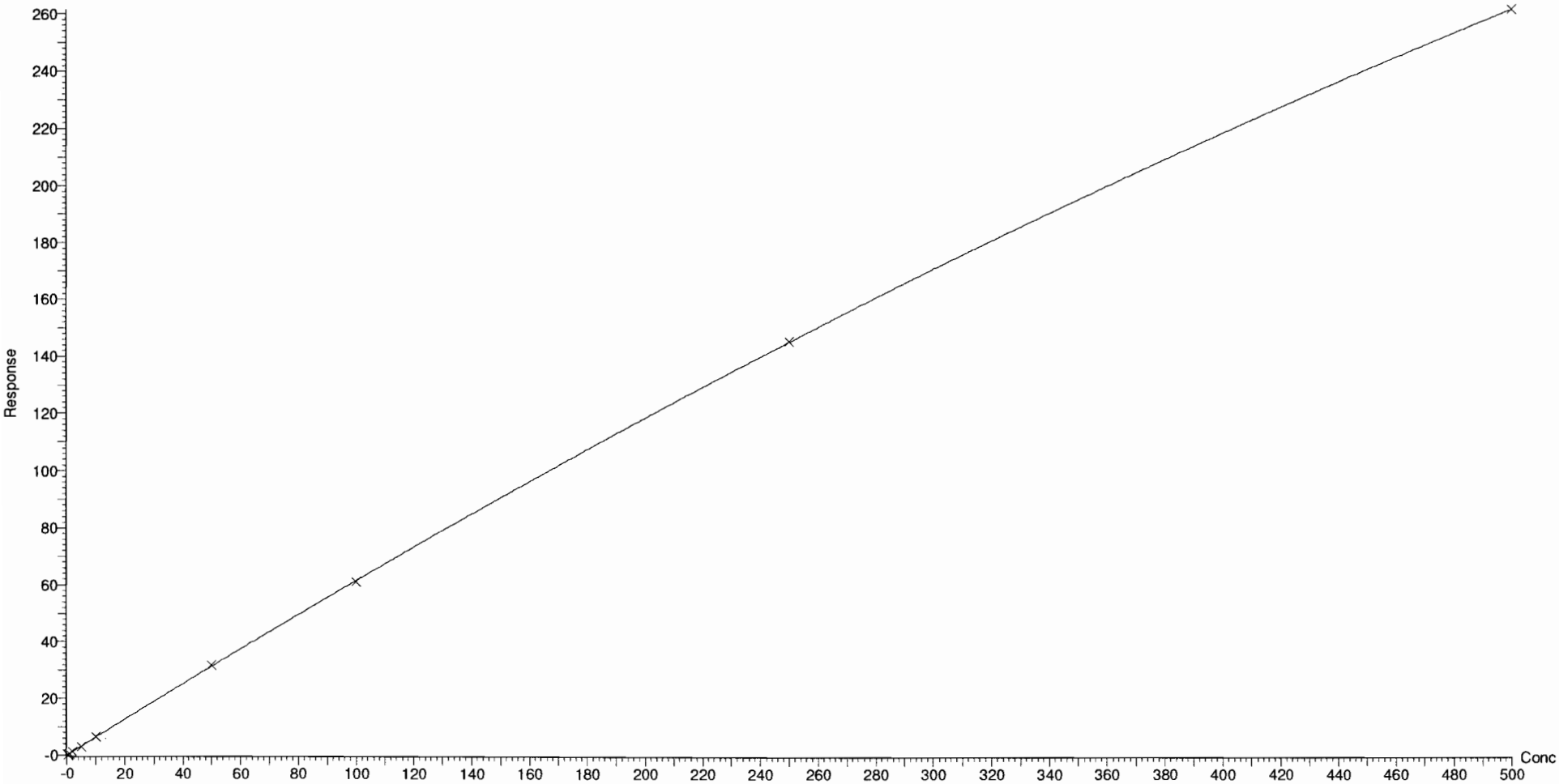

Vista Analytical Laboratory Q1

Dataset: F:\Projects\PFAS.PRO\Results\180927M1\180927M1-CRV.qld

Last Altered: Friday, September 28, 2018 09:49:55 Pacific Daylight Time
Printed: Friday, September 28, 2018 10:14:17 Pacific Daylight Time

Compound name: PFODA
Coefficient of Determination: R^2 = 0.999952
Calibration curve: -0.000368371 * x^2 + 0.962811 * x + 0.0104157
Response type: Internal Std (Ref 57), Area * (IS Conc. / IS Area)
Curve type: 2nd Order, Origin: Include, Weighting: 1/x, Axis trans: None

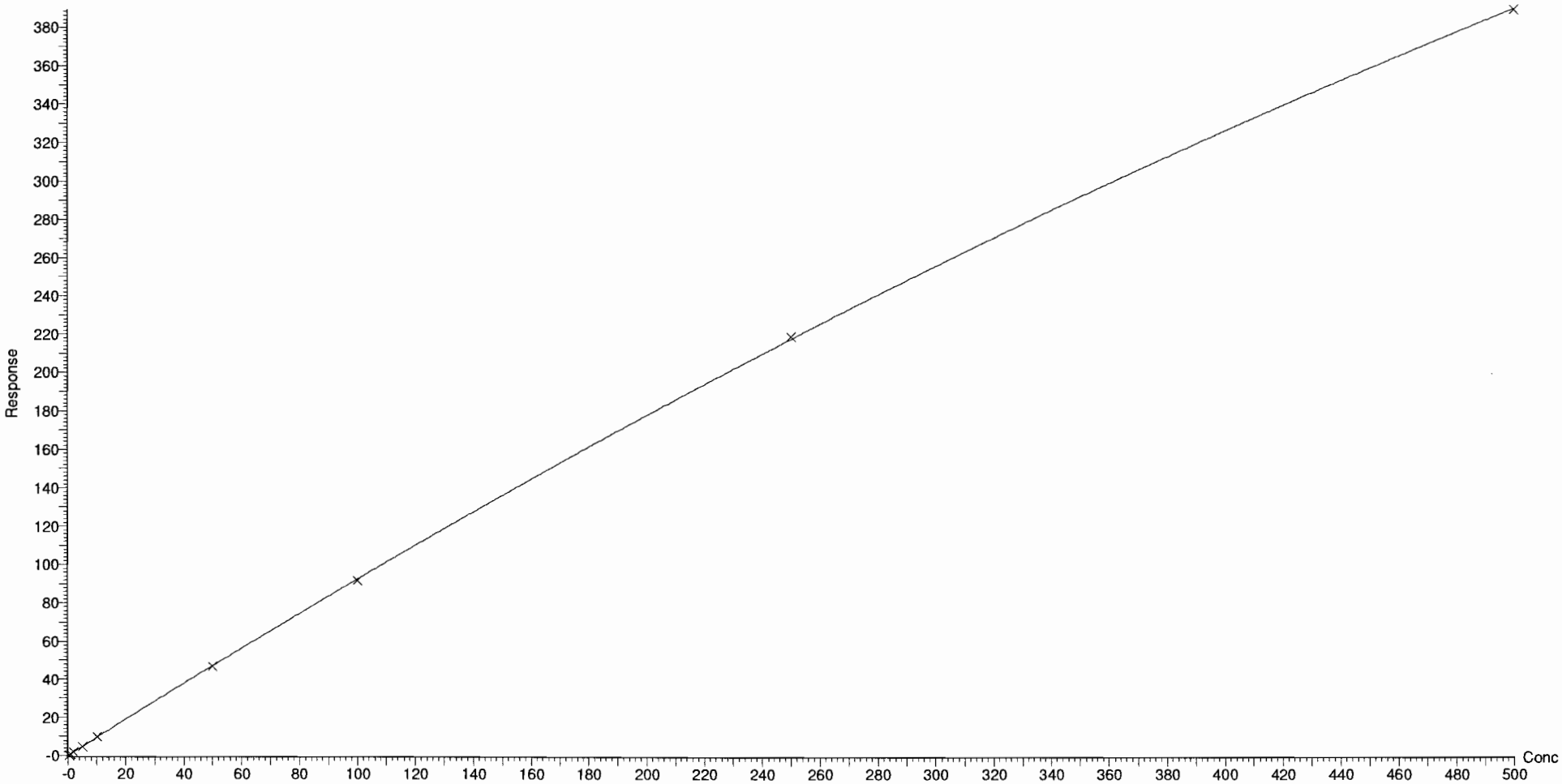

Dataset: F:\Projects\PFAS.PRO\Results\180927M1\180927M1-CRV.qld

Last Altered: Friday, September 28, 2018 09:49:55 Pacific Daylight Time
Printed: Friday, September 28, 2018 10:14:17 Pacific Daylight Time

Compound name: N-MeFOSE
Coefficient of Determination: R^2 = 0.999786
Calibration curve: 5.78908e-006 * x^2 + 0.900711 * x + 0.272973
Response type: Internal Std (Ref 58), Area * (IS Conc. / IS Area)
Curve type: 2nd Order, Origin: Exclude, Weighting: 1/x, Axis trans: None

Dataset: F:\Projects\PFAS.PRO\Results\180927M1\180927M1-CRV.qld

Last Altered: Friday, September 28, 2018 09:49:55 Pacific Daylight Time
Printed: Friday, September 28, 2018 10:14:17 Pacific Daylight Time

Compound name: N-EtFOSE
Coefficient of Determination: R^2 = 0.999711
Calibration curve: 3.17304e-006 * x^2 + 1.007 * x + 0.0822337
Response type: Internal Std (Ref 59), Area * (IS Conc. / IS Area)
Curve type: 2nd Order, Origin: Exclude, Weighting: 1/x, Axis trans: None

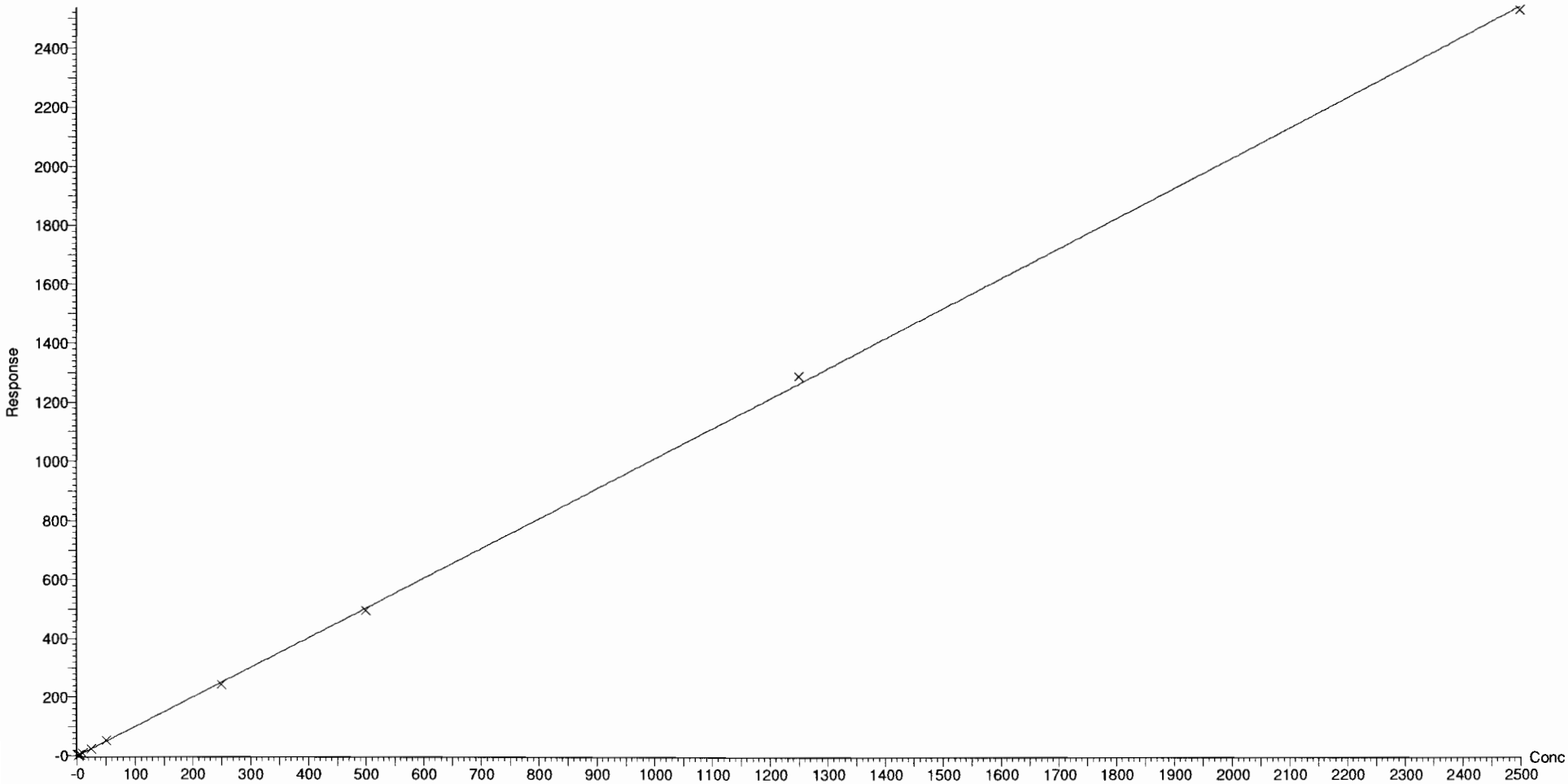

Dataset: F:\Projects\PFAS.PRO\Results\180927M1\180927M1-CRV.qld

Last Altered: Thursday, September 27, 2018 14:49:27 Pacific Daylight Time
Printed: Thursday, September 27, 2018 14:49:45 Pacific Daylight Time

Method: F:\Projects\PFAS.PRO\MethDB\PFAS_FULL_80C_092718.mdb 27 Sep 2018 14:49:25
Calibration: 27 Sep 2018 14:48:37

Name: 180927M2_2, Date: 27-Sep-2018, Time: 12:23:26, ID: ST180927M2-1 PFC CS-2 18I1701, Description: PFC CS-2 18I1701

PFBA

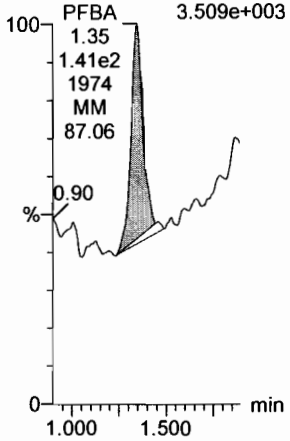

PFPeA

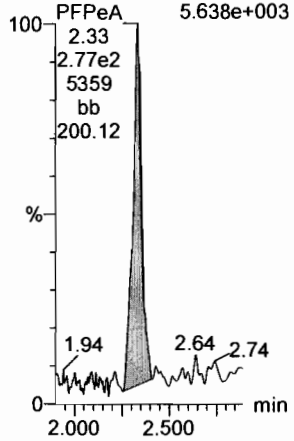

PFBS

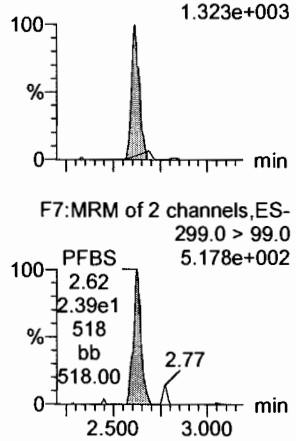

4:2 FTS

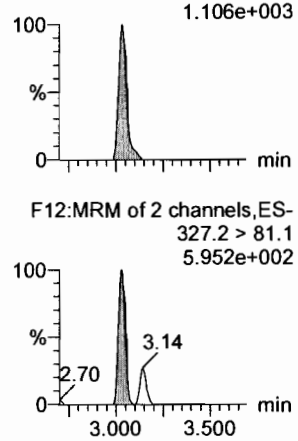

PFHxA

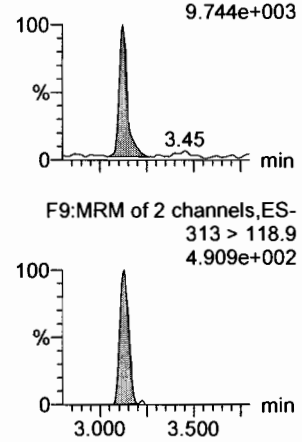

PFPeS

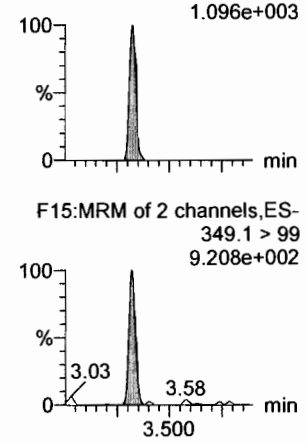

13C3-PFBA

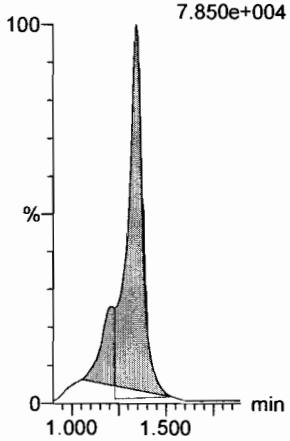

13C3-PFPeA

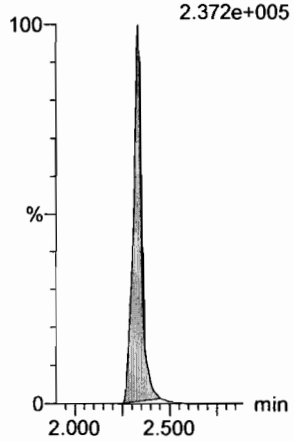

13C3-PFBS

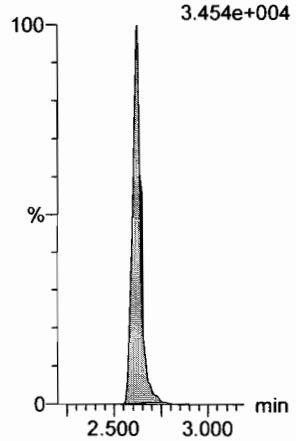

13C2-4:2 FTS

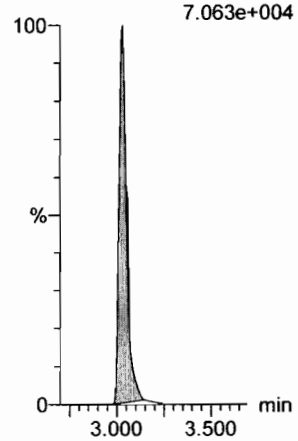

13C2-PFHxA

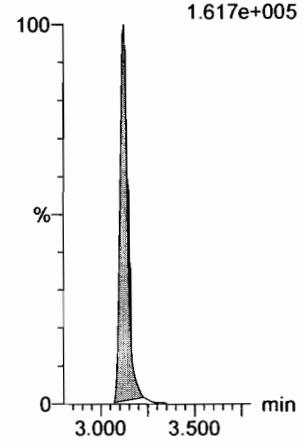

13C3-PFBS

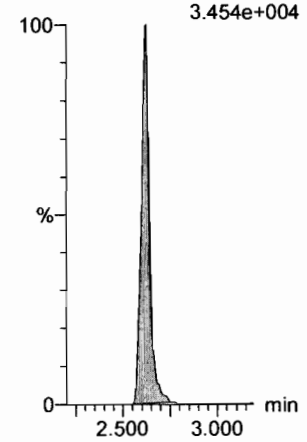

Dataset: F:\Projects\PFAS.PRO\Results\180927M1\180927M1-CRV.qld

Last Altered: Thursday, September 27, 2018 14:49:27 Pacific Daylight Time
Printed: Thursday, September 27, 2018 14:49:45 Pacific Daylight Time

Name: 180927M2_2, Date: 27-Sep-2018, Time: 12:23:26, ID: ST180927M2-1 PFC CS-2 18I1701, Description: PFC CS-2 18I1701

6:2 FTS

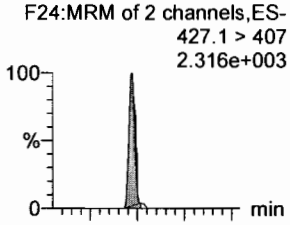

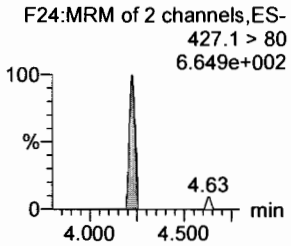

PFHpA

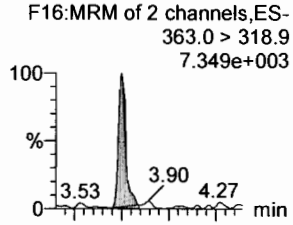

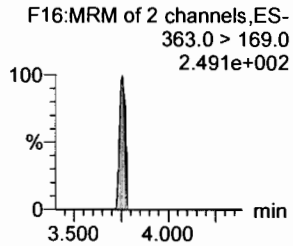

L-PFHxS

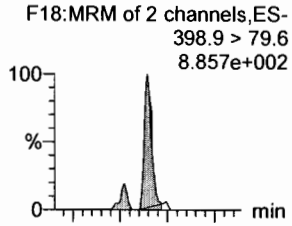

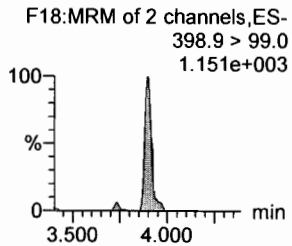

L-PFOA

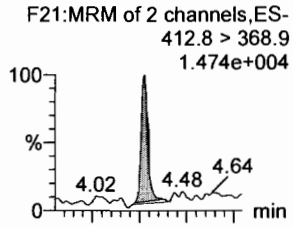

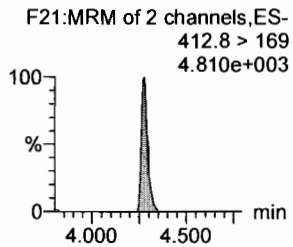

PFHpS

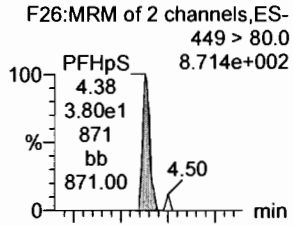

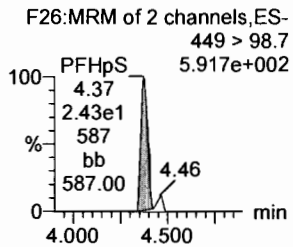

PFNA

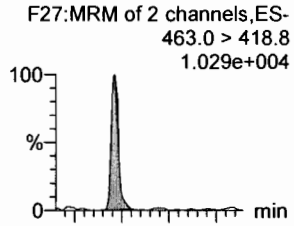

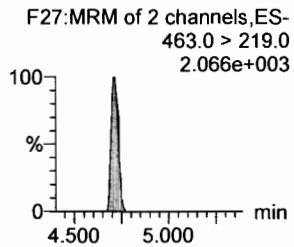

13C2-6:2 FTS

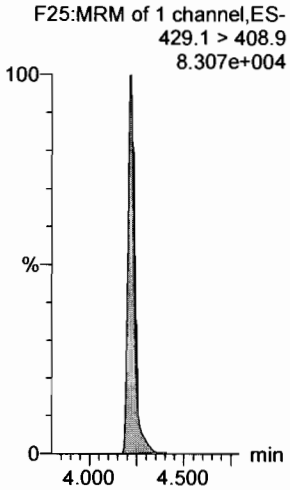

13C4-PFHpA

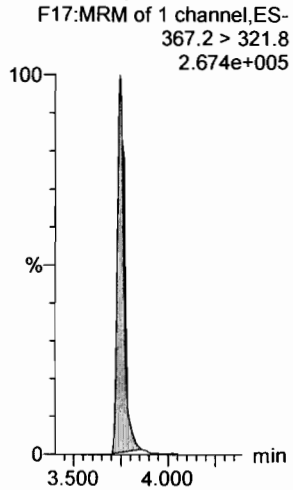

18O2-PFHxS

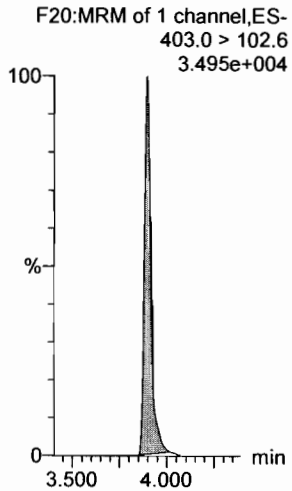

13C2-PFOA

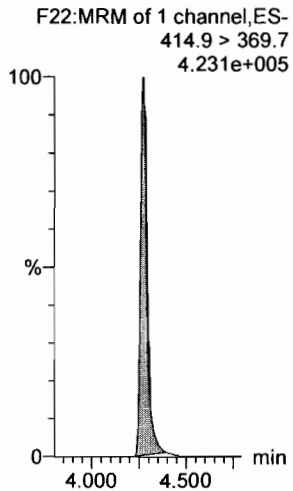

13C8-PFOS

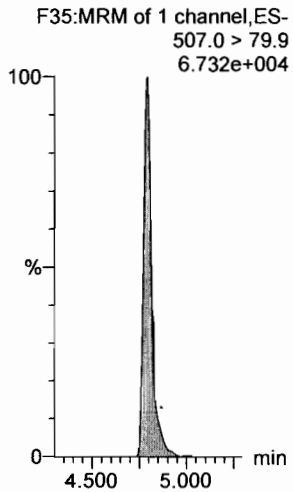

13C5-PFNA

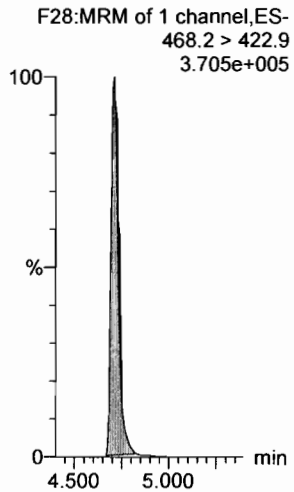

Dataset: F:\Projects\PFAS.PRO\Results\180927M1\180927M1-CRV.qld

Last Altered: Thursday, September 27, 2018 14:49:27 Pacific Daylight Time
Printed: Thursday, September 27, 2018 14:49:45 Pacific Daylight Time

Name: 180927M2_2, Date: 27-Sep-2018, Time: 12:23:26, ID: ST180927M2-1 PFC CS-2 18I1701, Description: PFC CS-2 18I1701

PFOSA

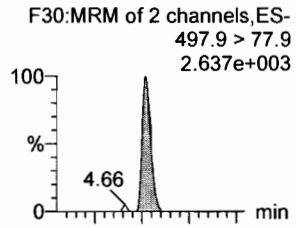

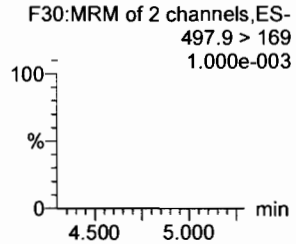

L-PFOS

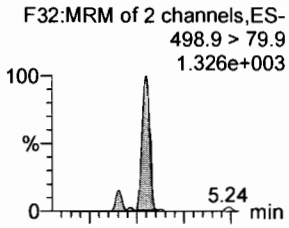

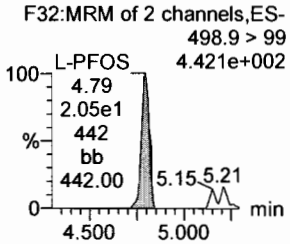

PFDA

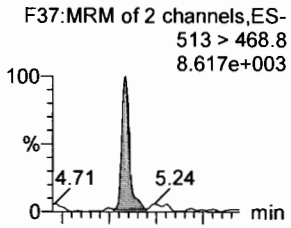

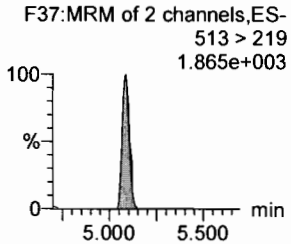

8:2 FTS

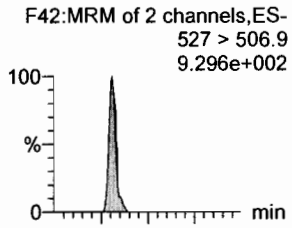

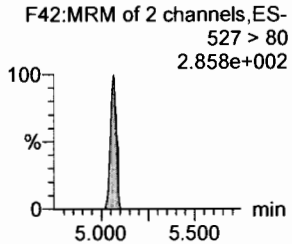

PFNS

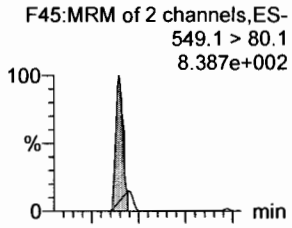

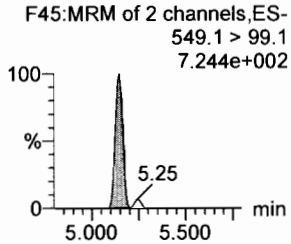

L-MeFOSAA

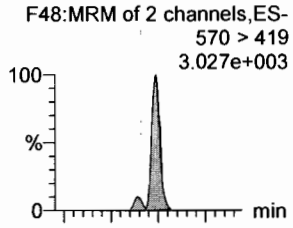

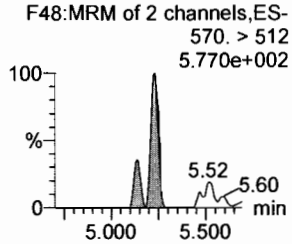

13C8-PFOSA

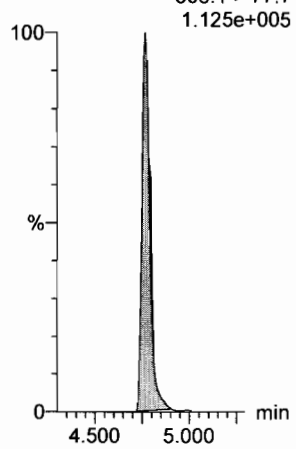

13C8-PFOS

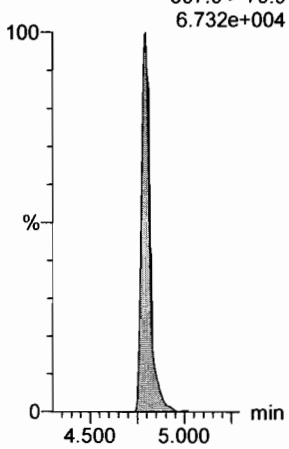

13C2-PFDA

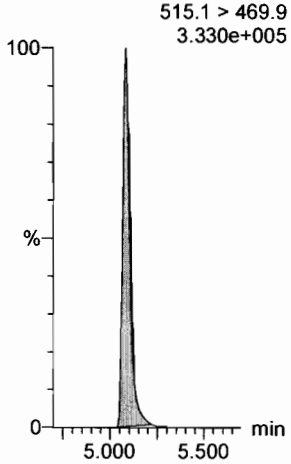

13C2-8:2 FTS

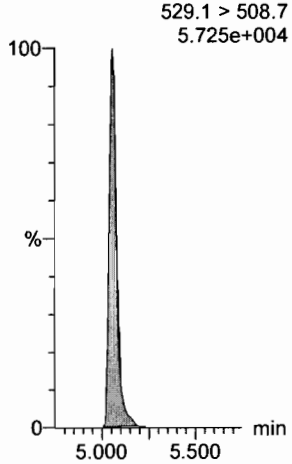

13C8-PFOS

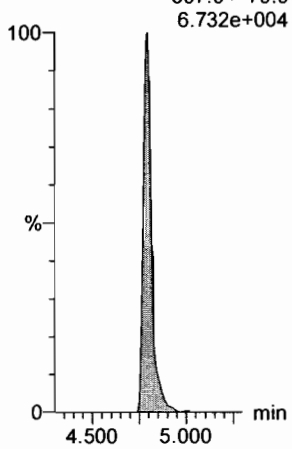

d3-N-MeFOSAA

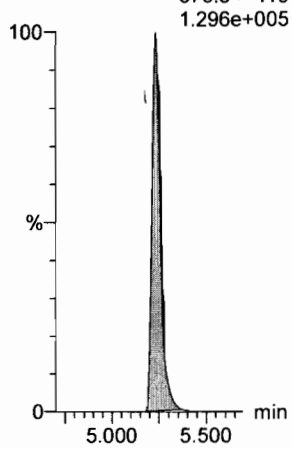

Dataset: F:\Projects\PFAS.PRO\Results\180927M1\180927M1-CRV.qld

Last Altered: Thursday, September 27, 2018 14:49:27 Pacific Daylight Time
Printed: Thursday, September 27, 2018 14:49:45 Pacific Daylight Time

Name: 180927M2_2, Date: 27-Sep-2018, Time: 12:23:26, ID: ST180927M2-1 PFC CS-2 18I1701, Description: PFC CS-2 18I1701

L-EtFOSAA

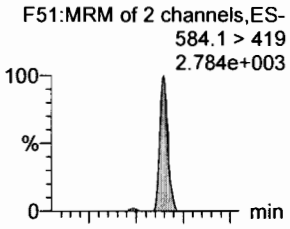

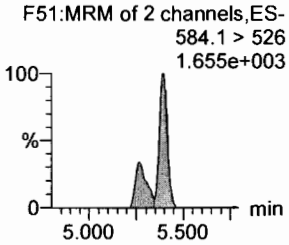

PFDoA

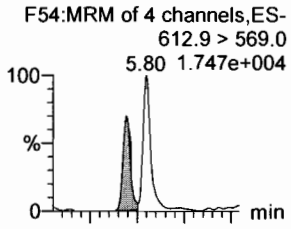

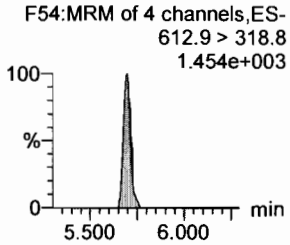

PFDS

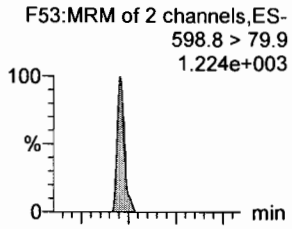

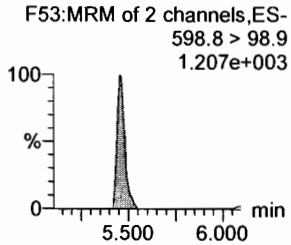

PFUdA

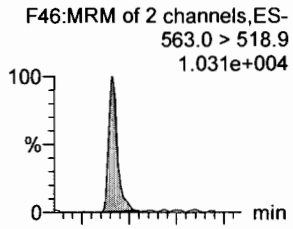

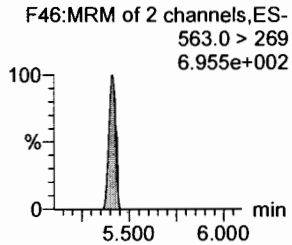

N-MeFOSA

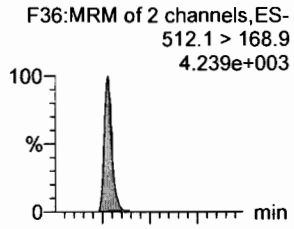

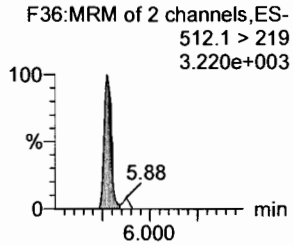

PFTrDA

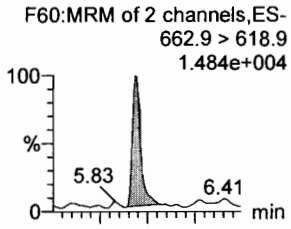

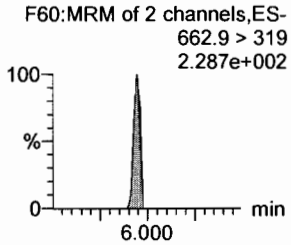

d5-N-EtFOSAA

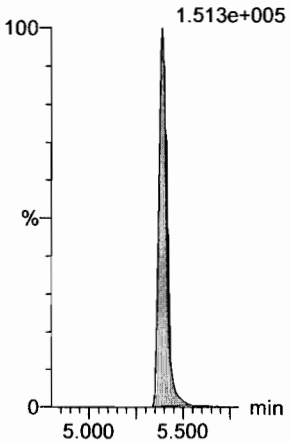

13C2-PFDoA

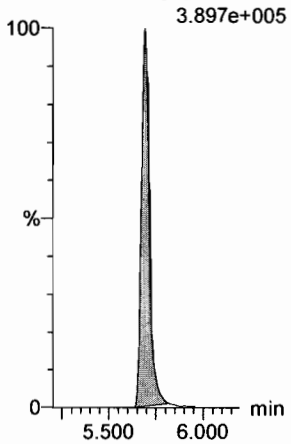

13C8-PFOS

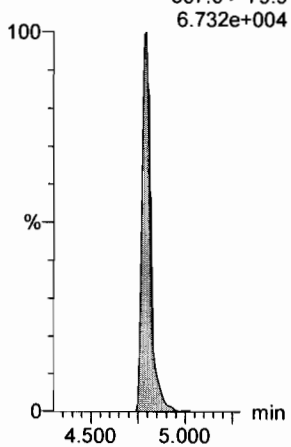

13C2-PFUdA

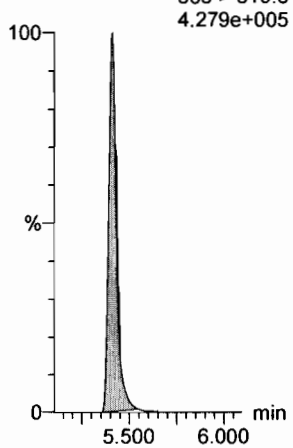

d3-N-MeFOSA

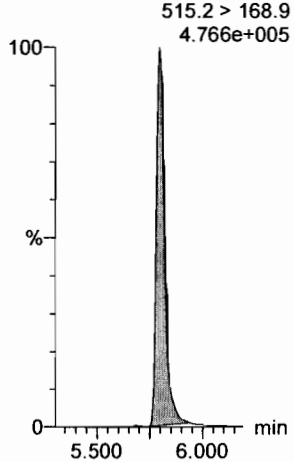

13C2-PFDoA

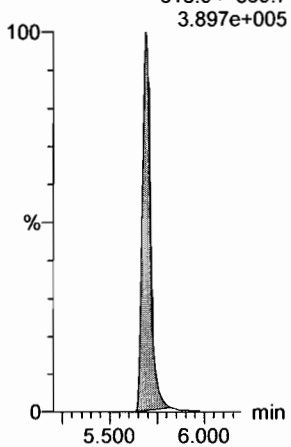

Dataset: F:\Projects\PFAS.PRO\Results\180927M1\180927M1-CRV.qld

Last Altered: Thursday, September 27, 2018 14:49:27 Pacific Daylight Time
Printed: Thursday, September 27, 2018 14:49:45 Pacific Daylight Time

Name: 180927M2_2, Date: 27-Sep-2018, Time: 12:23:26, ID: ST180927M2-1 PFC CS-2 18I1701, Description: PFC CS-2 18I1701

PFTeDA

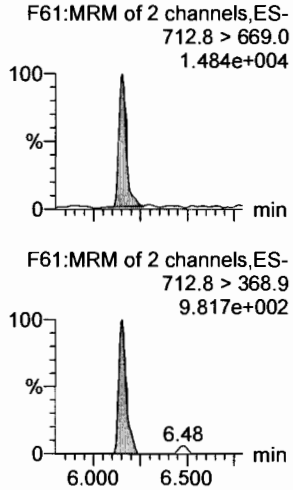

N-EtFOSA

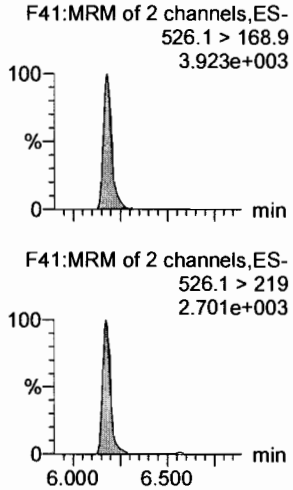

PFHxDA

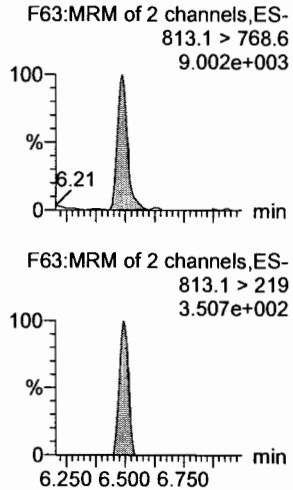

PFODA

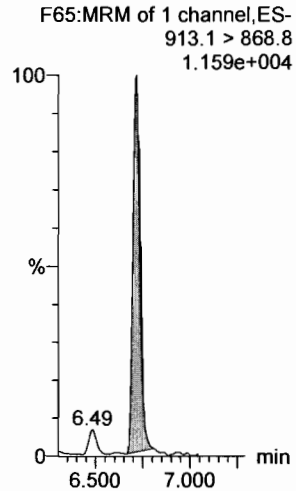

N-MeFOSE

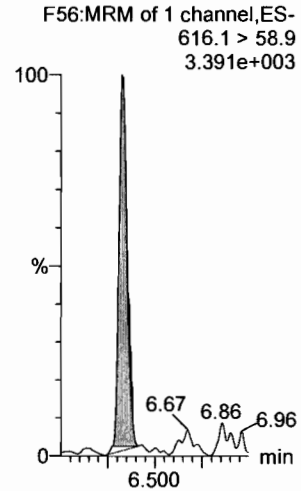

N-EtFOSE

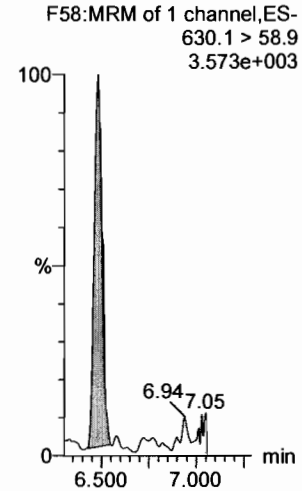

13C2-PFTeDA

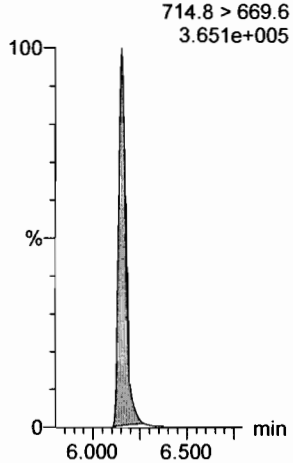

d5-N-ETFOSA

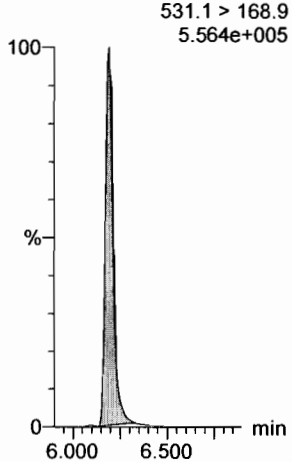

13C2-PFHxDA

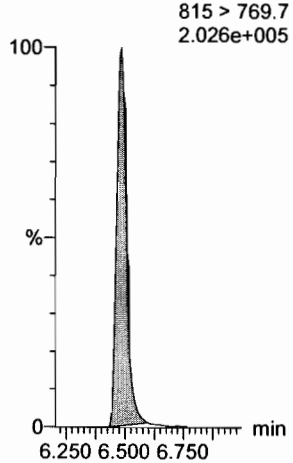

13C2-PFHxDA

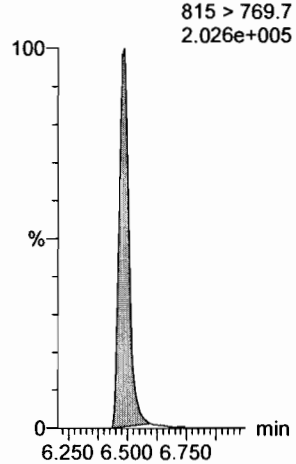

d7-N-MeFOSE

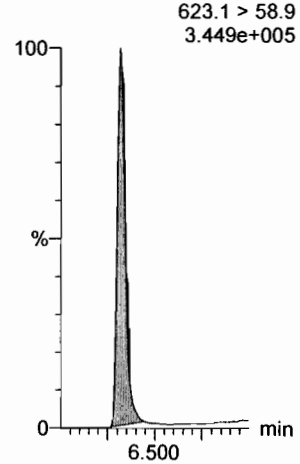

d9-N-EtFOSE

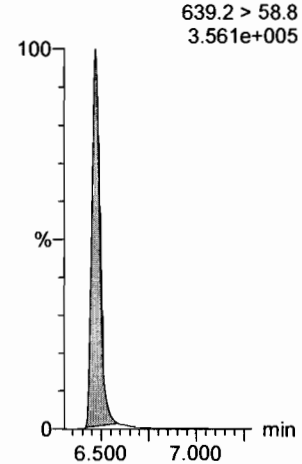

Dataset: F:\Projects\PFAS.PRO\Results\180927M1\180927M1-CRV.qld

Last Altered: Thursday, September 27, 2018 14:49:27 Pacific Daylight Time
Printed: Thursday, September 27, 2018 14:49:45 Pacific Daylight Time

Name: 180927M2_2, Date: 27-Sep-2018, Time: 12:23:26, ID: ST180927M2-1 PFC CS-2 18I1701, Description: PFC CS-2 18I1701

13C4-PFBA

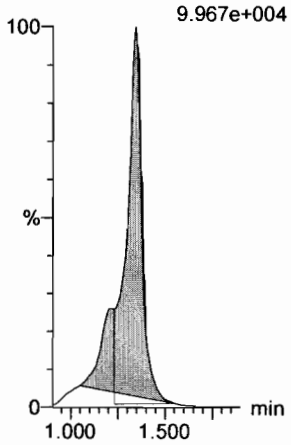

13C5-PFHxA

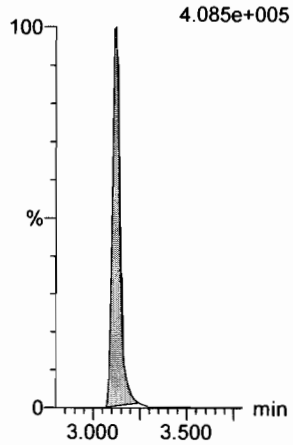

13C3-PFHxS

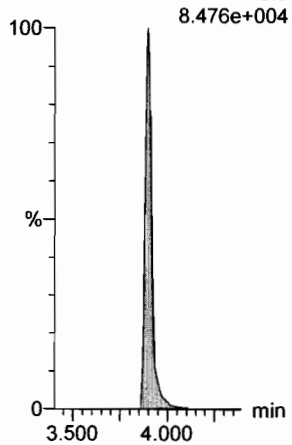

13C8-PFOA

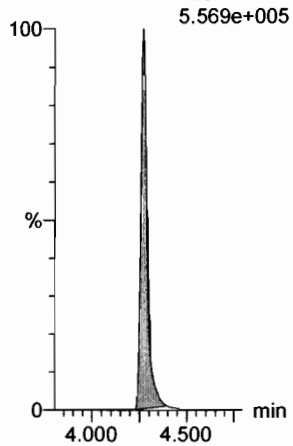

13C9-PFNA

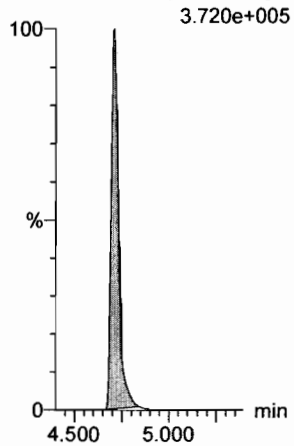

13C4-PFOS

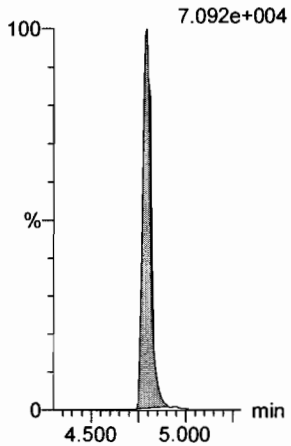

13C6-PFDA

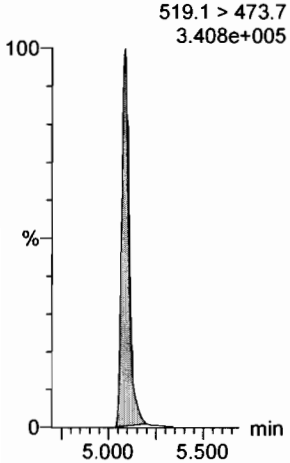

13C7-PFUdA

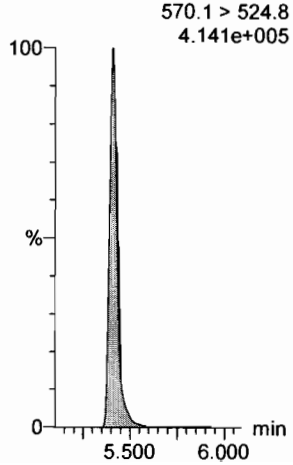

Dataset: F:\Projects\PFAS.PRO\Results\180927M1\180927M1-CRV.qld

Last Altered: Thursday, September 27, 2018 14:49:27 Pacific Daylight Time
Printed: Thursday, September 27, 2018 14:49:45 Pacific Daylight Time

Name: 180927M2_3, Date: 27-Sep-2018, Time: 12:34:04, ID: ST180927M2-2 PFC CS-1 18I1702, Description: PFC CS-1 18I1702

PFBA

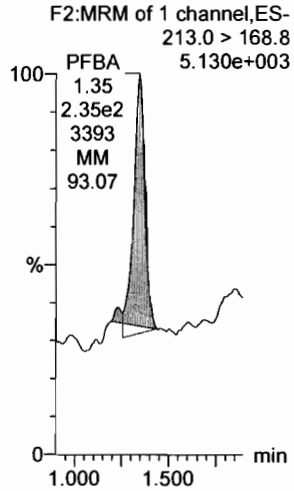

PFPeA

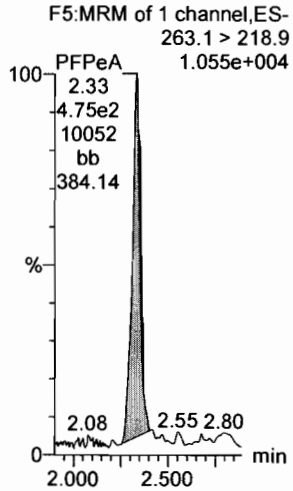

PFBS

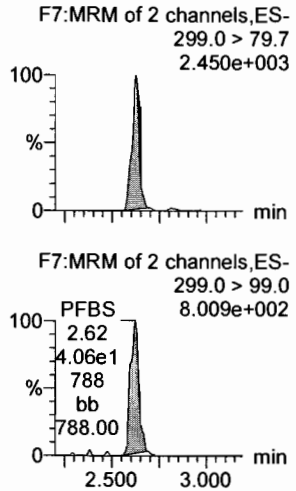

4:2 FTS

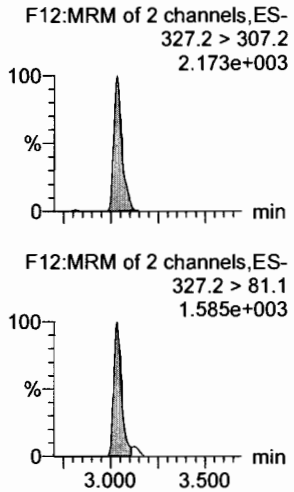

PFHxA

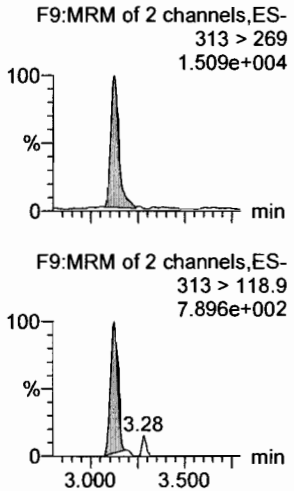

PFPeS

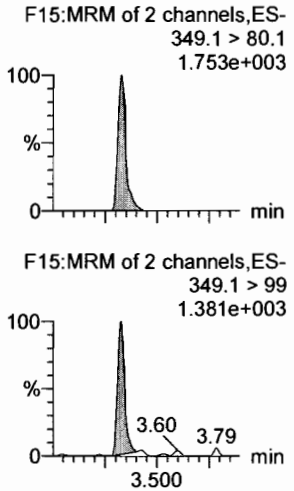

13C3-PFBA

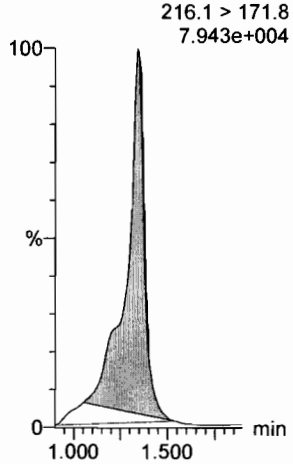

13C3-PFPeA

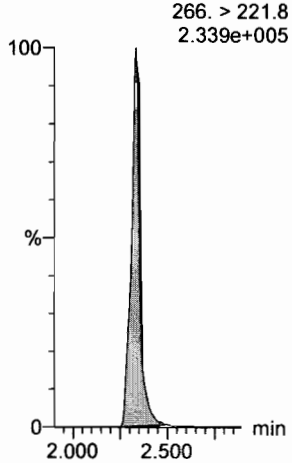

13C3-PFBS

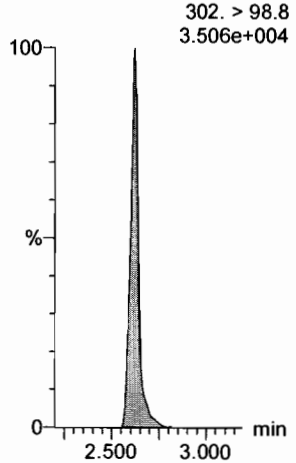

13C2-4:2 FTS

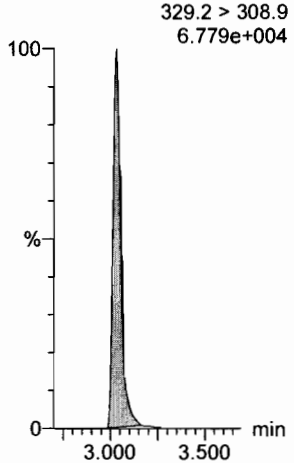

13C2-PFHxA

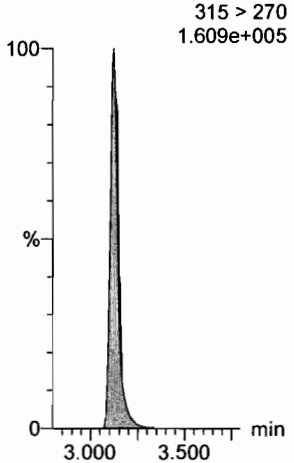

13C3-PFBS

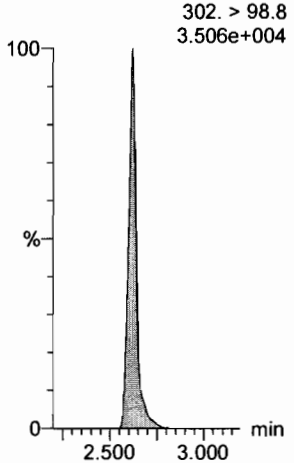

Dataset: F:\Projects\PFAS.PRO\Results\180927M1\180927M1-CRV.qld

Last Altered: Thursday, September 27, 2018 14:49:27 Pacific Daylight Time
Printed: Thursday, September 27, 2018 14:49:45 Pacific Daylight Time

Name: 180927M2_3, Date: 27-Sep-2018, Time: 12:34:04, ID: ST180927M2-2 PFC CS-1 18I1702, Description: PFC CS-1 18I1702

6:2 FTS

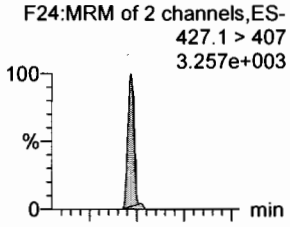

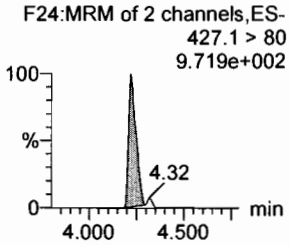

PFHpA

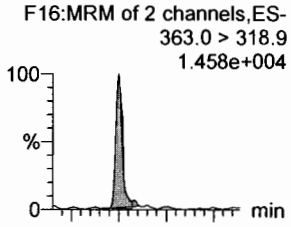

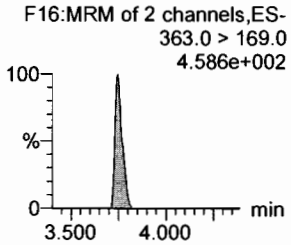

L-PFHxS

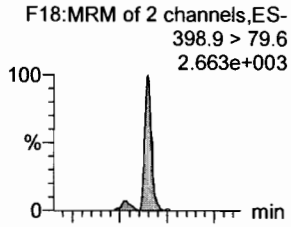

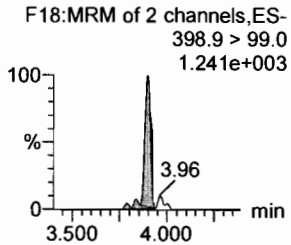

L-PFOA

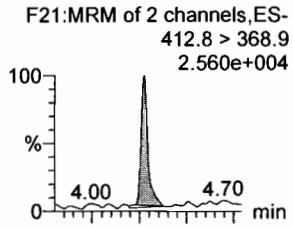

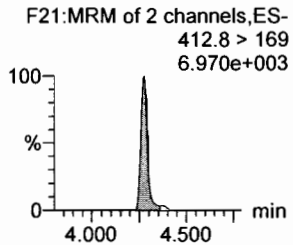

PFHpS

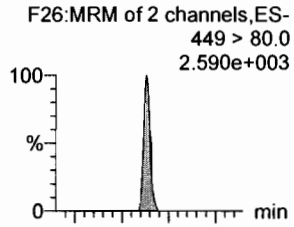

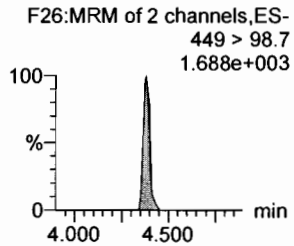

PFNA

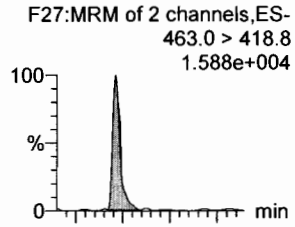

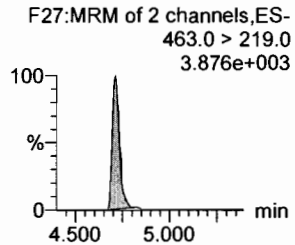

13C2-6:2 FTS

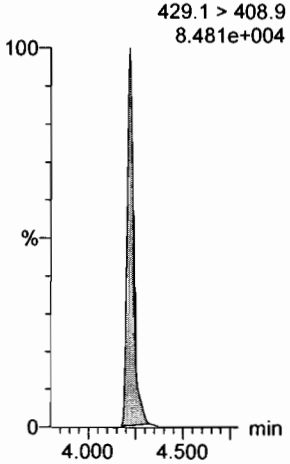

13C4-PFHpA

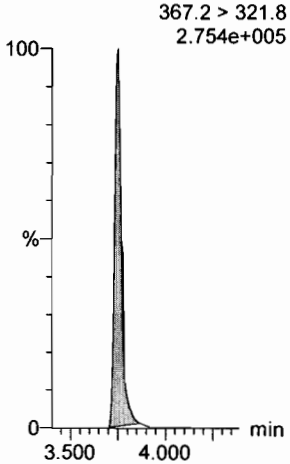

18O2-PFHxS

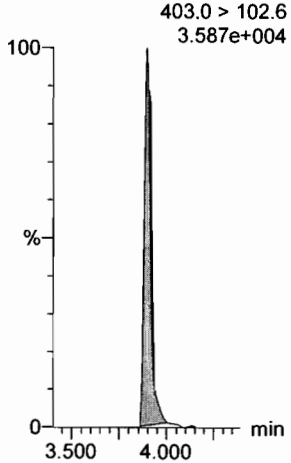

13C2-PFOA

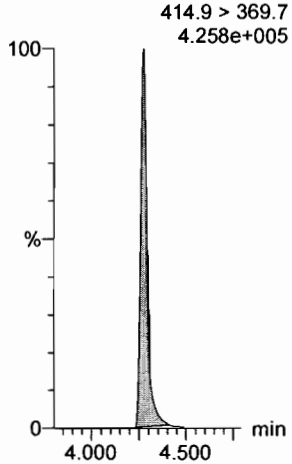

13C8-PFOS

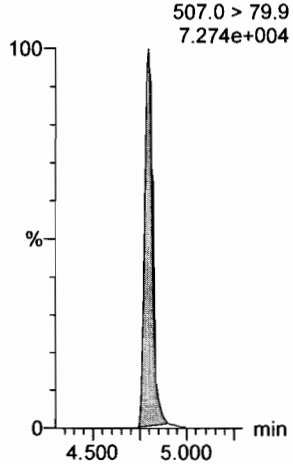

13C5-PFNA

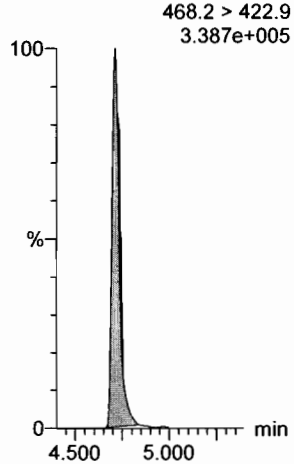

Dataset: F:\Projects\PFAS.PRO\Results\180927M1\180927M1-CRV.qld

Last Altered: Thursday, September 27, 2018 14:49:27 Pacific Daylight Time
Printed: Thursday, September 27, 2018 14:49:45 Pacific Daylight Time

Name: 180927M2_3, Date: 27-Sep-2018, Time: 12:34:04, ID: ST180927M2-2 PFC CS-1 18I1702, Description: PFC CS-1 18I1702

PFOSA
F30:MRM of 2 channels,ES-
497.9 > 77.9
4.568e+003

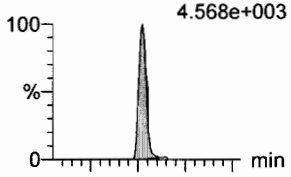

L-PFOS
F32:MRM of 2 channels,ES-
498.9 > 79.9
2.072e+003

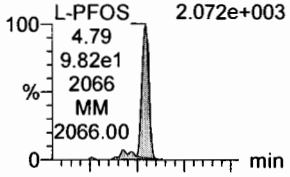

PFDA
F37:MRM of 2 channels,ES-
513 > 468.8
1.684e+004

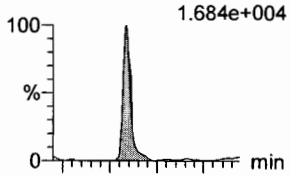

8:2 FTS
F42:MRM of 2 channels,ES-
527 > 506.9
3.536e+003

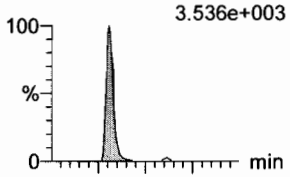

PFNS
F45:MRM of 2 channels,ES-
549.1 > 80.1
1.466e+003

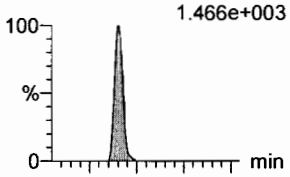

L-MeFOSAA
F48:MRM of 2 channels,ES-
570 > 419
4.047e+003

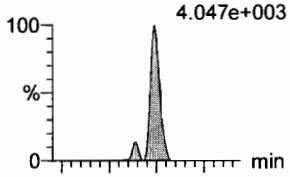

F30:MRM of 2 channels,ES-
497.9 > 169
4.469e+001

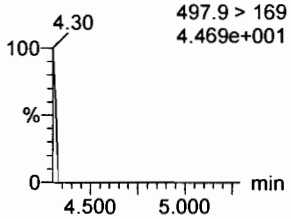

F32:MRM of 2 channels,ES-
498.9 > 99
1.461e+003

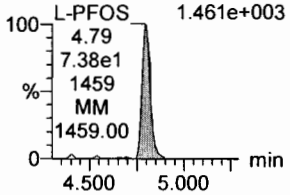

F37:MRM of 2 channels,ES-
513 > 219
2.105e+003

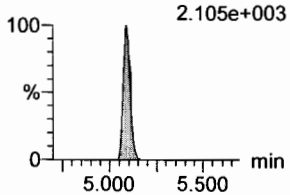

F42:MRM of 2 channels,ES-
527 > 80
1.513e+003

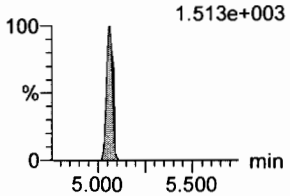

F45:MRM of 2 channels,ES-
549.1 > 99.1
1.431e+003

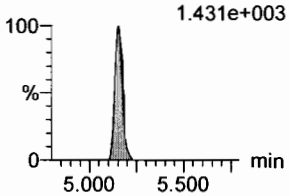

F48:MRM of 2 channels,ES-
570. > 512
1.065e+003

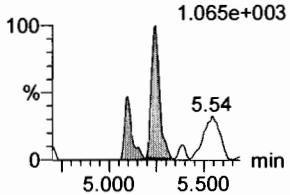

13C8-PFOSA
F34:MRM of 1 channel,ES-
506.1 > 77.7
1.087e+005

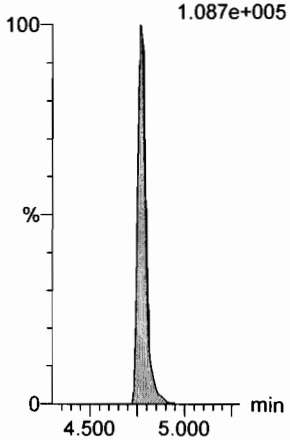

13C8-PFOS
F35:MRM of 1 channel,ES-
507.0 > 79.9
7.274e+004

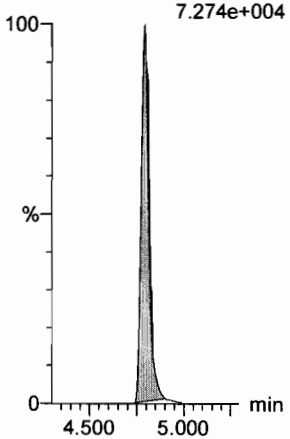

13C2-PFDA
F38:MRM of 1 channel,ES-
515.1 > 469.9
3.338e+005

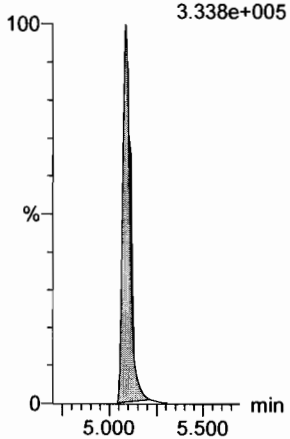

13C2-8:2 FTS
F43:MRM of 1 channel,ES-
529.1 > 508.7
5.041e+004

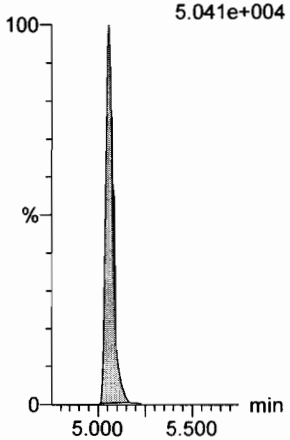

13C8-PFOS
F35:MRM of 1 channel,ES-
507.0 > 79.9
7.274e+004

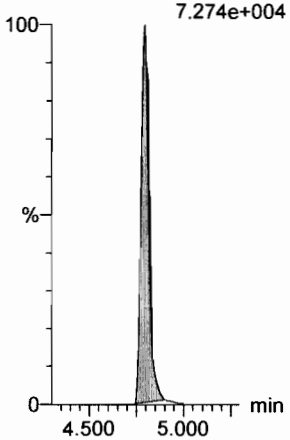

d3-N-MeFOSAA
F50:MRM of 1 channel,ES-
573.3 > 419
1.282e+005

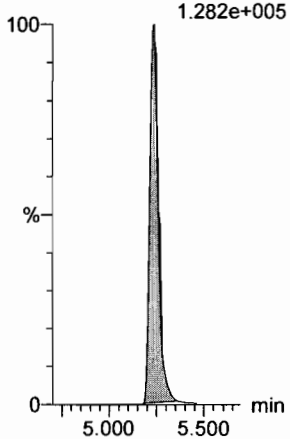

Dataset: F:\Projects\PFAS.PRO\Results\180927M1\180927M1-CRV.qld

Last Altered: Thursday, September 27, 2018 14:49:27 Pacific Daylight Time
Printed: Thursday, September 27, 2018 14:49:45 Pacific Daylight Time

Name: 180927M2_3, Date: 27-Sep-2018, Time: 12:34:04, ID: ST180927M2-2 PFC CS-1 18I1702, Description: PFC CS-1 18I1702

L-EtFOSAA

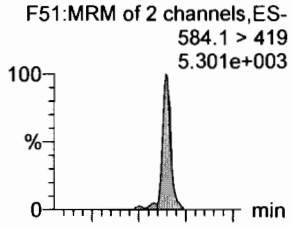

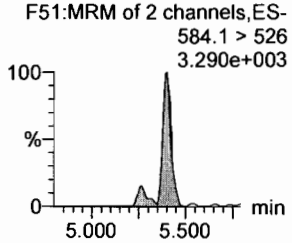

PFDoA

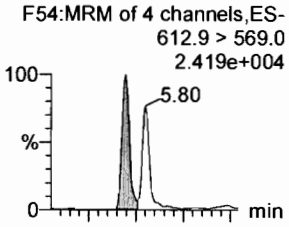

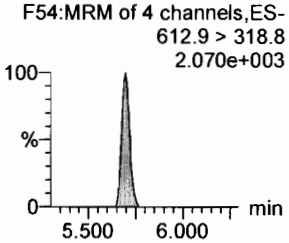

PFDS

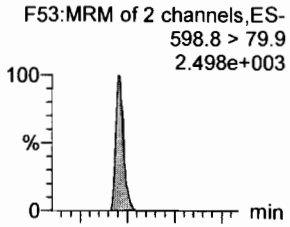

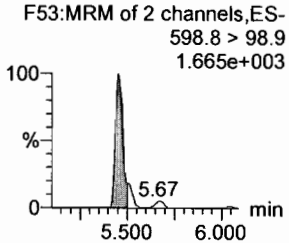

PFUdA

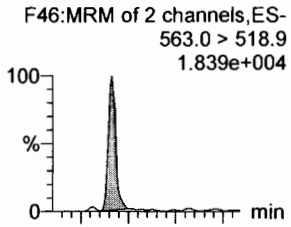

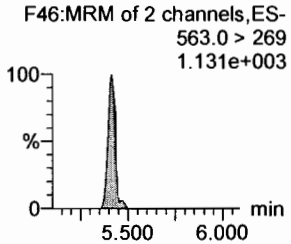

N-MeFOSA

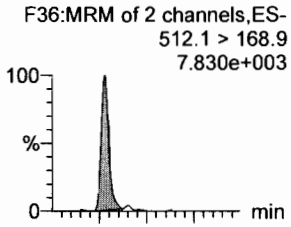

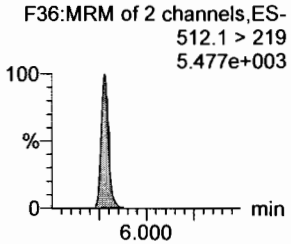

PFTrDA

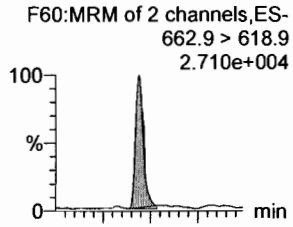

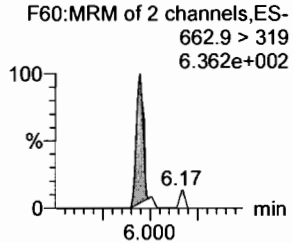

d5-N-EtFOSAA

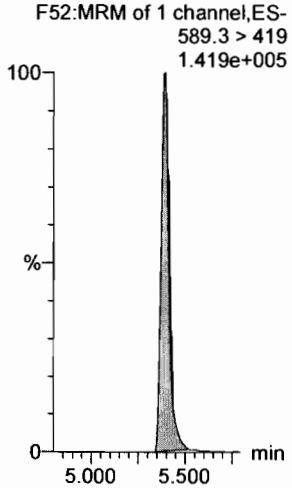

13C2-PFDoA

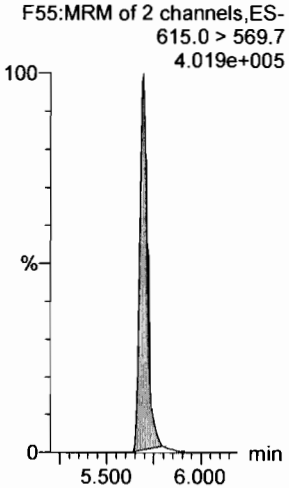

13C8-PFOS

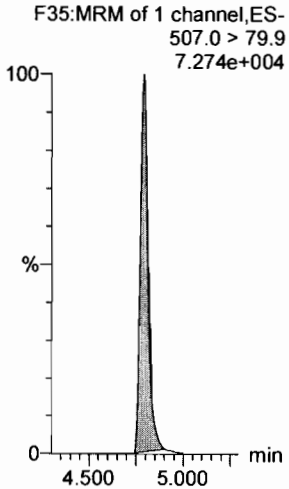

13C2-PFUdA

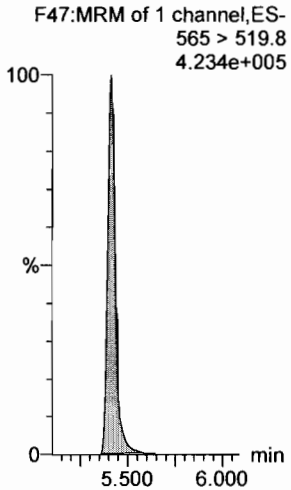

d3-N-MeFOSA

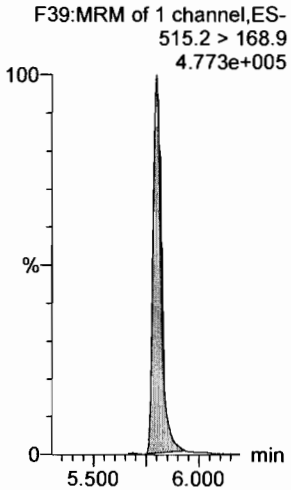

13C2-PFDoA

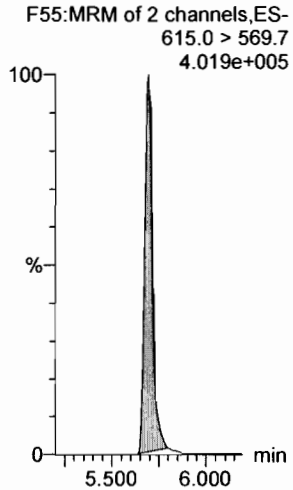

Dataset: F:\Projects\PFAS.PRO\Results\180927M1\180927M1-CRV.qld

Last Altered: Thursday, September 27, 2018 14:49:27 Pacific Daylight Time
Printed: Thursday, September 27, 2018 14:49:45 Pacific Daylight Time

Name: 180927M2_3, Date: 27-Sep-2018, Time: 12:34:04, ID: ST180927M2-2 PFC CS-1 18I1702, Description: PFC CS-1 18I1702

PFTeDA
F61:MRM of 2 channels,ES-
712.8 > 669.0
2.613e+004

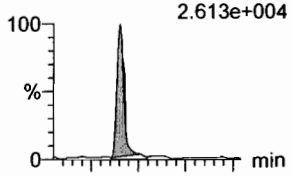

F61:MRM of 2 channels,ES-
712.8 > 368.9
1.991e+003

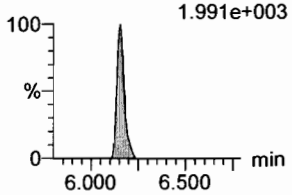

N-EtFOSA
F41:MRM of 2 channels,ES-
526.1 > 168.9
9.246e+003

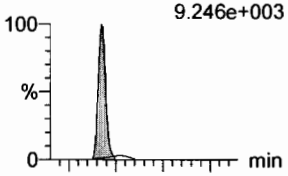

F41:MRM of 2 channels,ES-
526.1 > 219
5.510e+003

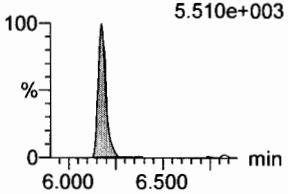

PFHxDA
F63:MRM of 2 channels,ES-
813.1 > 768.6
1.354e+004

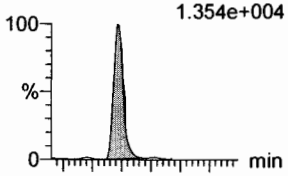

F63:MRM of 2 channels,ES-
813.1 > 219
2.450e+002

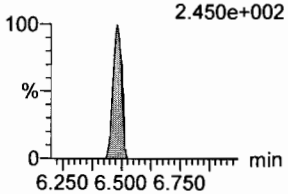

PFODA
F65:MRM of 1 channel,ES-
913.1 > 868.8
2.326e+004

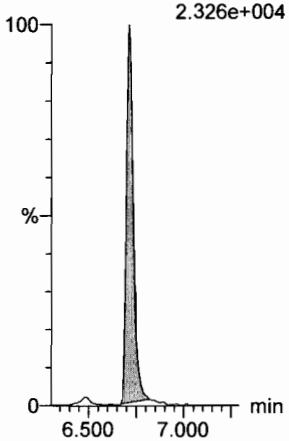

N-MeFOSE
F56:MRM of 1 channel,ES-
616.1 > 58.9
5.807e+003

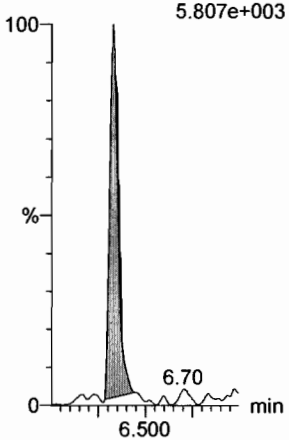

N-EtFOSE
F58:MRM of 1 channel,ES-
630.1 > 58.9
6.320e+003

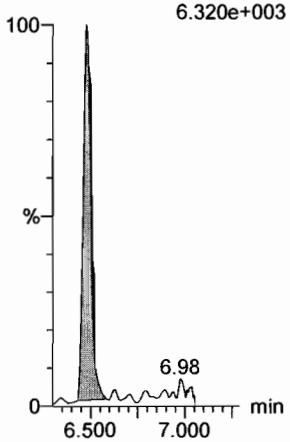

13C2-PFTeDA
F62:MRM of 2 channels,ES-
714.8 > 669.6
3.496e+005

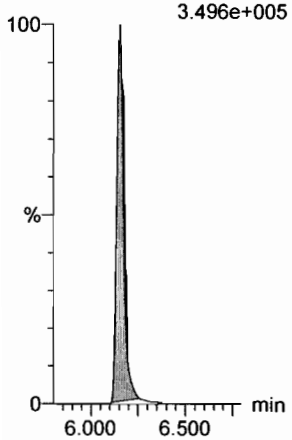

d5-N-ETFOSA
F44:MRM of 1 channel,ES-
531.1 > 168.9
5.405e+005

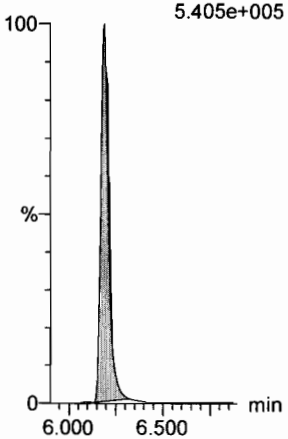

13C2-PFHxDA
F64:MRM of 1 channel,ES-
815 > 769.7
2.027e+005

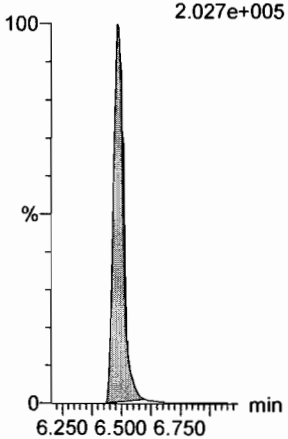

13C2-PFHxDA
F64:MRM of 1 channel,ES-
815 > 769.7
2.027e+005

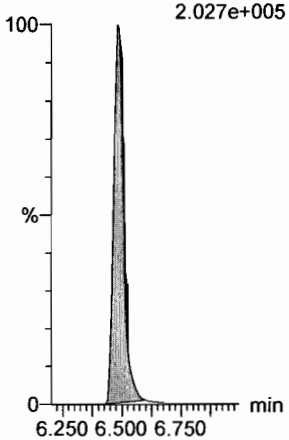

d7-N-MeFOSE
F57:MRM of 1 channel,ES-
623.1 > 58.9
3.471e+005

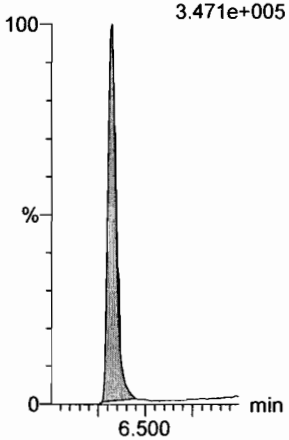

d9-N-EtFOSE
F59:MRM of 1 channel,ES-
639.2 > 58.8
3.582e+005

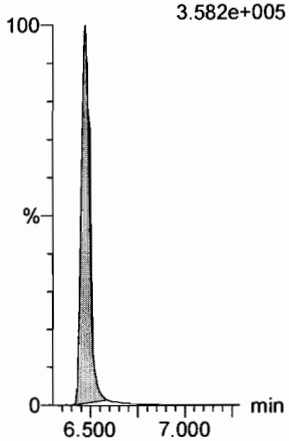

Dataset: F:\Projects\PFAS.PRO\Results\180927M1\180927M1-CRV.qld

Last Altered: Thursday, September 27, 2018 14:49:27 Pacific Daylight Time
Printed: Thursday, September 27, 2018 14:49:45 Pacific Daylight Time

Name: 180927M2_3, Date: 27-Sep-2018, Time: 12:34:04, ID: ST180927M2-2 PFC CS-1 18I1702, Description: PFC CS-1 18I1702

13C4-PFBA

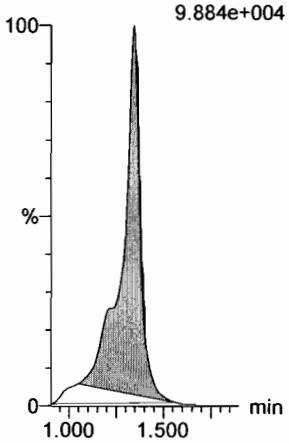

13C5-PFHxA

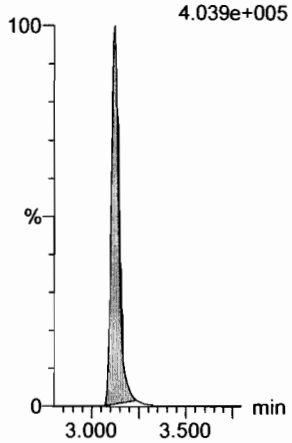

13C3-PFHxS

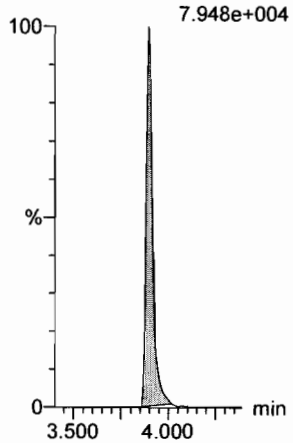

13C8-PFOA

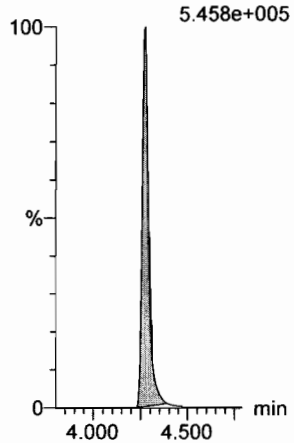

13C9-PFNA

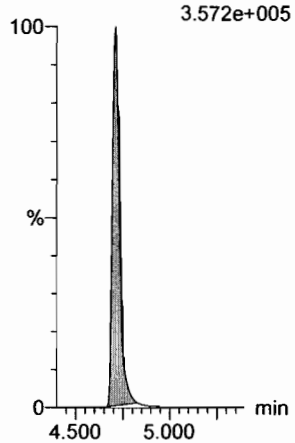

13C4-PFOS

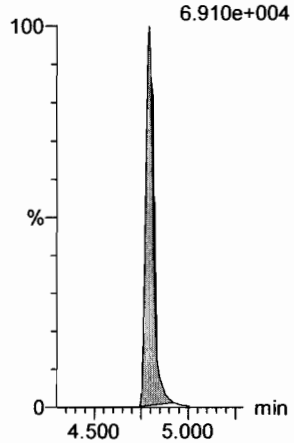

13C6-PFDA

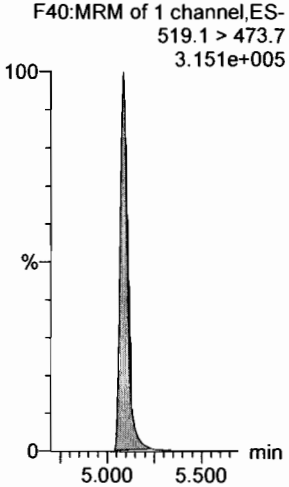

13C7-PFUdA

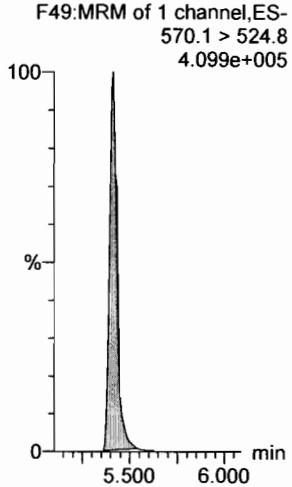

Dataset: F:\Projects\PFAS.PRO\Results\180927M1\180927M1-CRV.qld

Last Altered: Thursday, September 27, 2018 14:49:27 Pacific Daylight Time
Printed: Thursday, September 27, 2018 14:49:45 Pacific Daylight Time

Name: 180927M2_4, Date: 27-Sep-2018, Time: 12:44:38, ID: ST180927M2-3 PFC CS0 18I1703, Description: PFC CS0 18I1703

PFBA
F2:MRM of 1 channel,ES-
213.0 > 168.8
8.395e+003

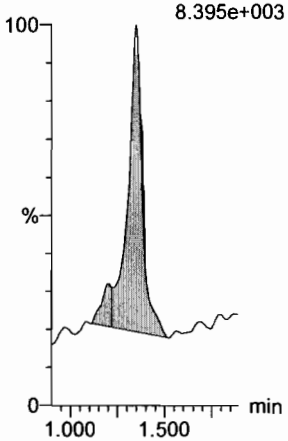

PFPeA
F5:MRM of 1 channel,ES-
263.1 > 218.9
1.790e+004

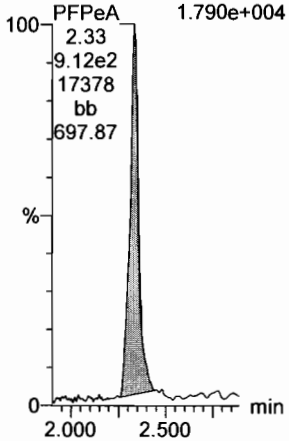

PFBS
F7:MRM of 2 channels,ES-
299.0 > 79.7
4.411e+003

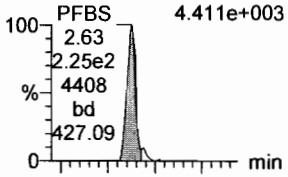

F7:MRM of 2 channels,ES-
299.0 > 99.0
1.695e+003

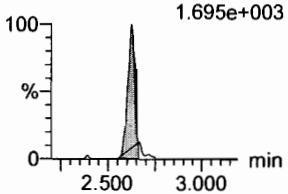

4:2 FTS
F12:MRM of 2 channels,ES-
327.2 > 307.2
5.407e+003

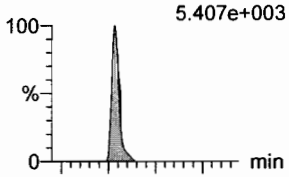

F12:MRM of 2 channels,ES-
327.2 > 81.1
2.065e+003

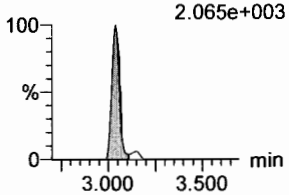

PFHxA
F9:MRM of 2 channels,ES-
313 > 269
2.997e+004

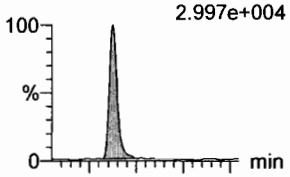

F9:MRM of 2 channels,ES-
313 > 118.9
1.863e+003

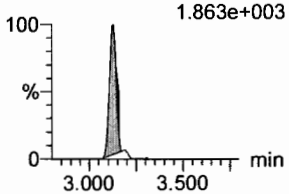

PFPeS
F15:MRM of 2 channels,ES-
349.1 > 80.1
4.536e+003

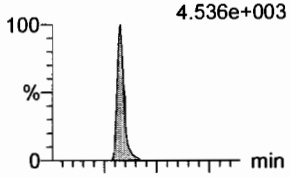

F15:MRM of 2 channels,ES-
349.1 > 99
3.640e+003

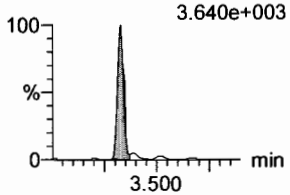

13C3-PFBA
F3:MRM of 1 channel,ES-
216.1 > 171.8
7.973e+004

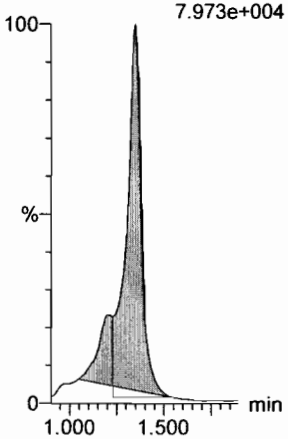

13C3-PFPeA
F6:MRM of 1 channel,ES-
266. > 221.8
2.310e+005

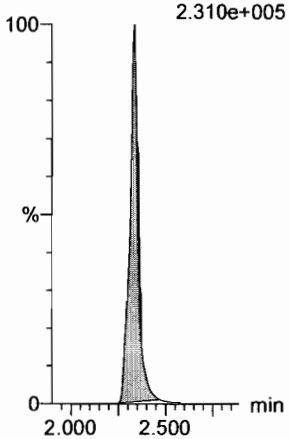

13C3-PFBS
F8:MRM of 1 channel,ES-
302. > 98.8
3.326e+004

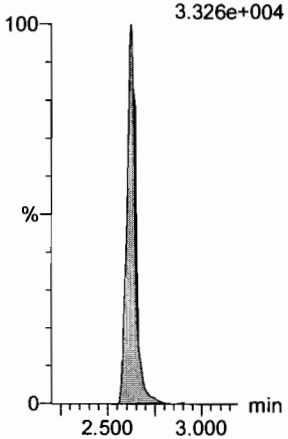

13C2-4:2 FTS
F13:MRM of 1 channel,ES-
329.2 > 308.9
6.588e+004

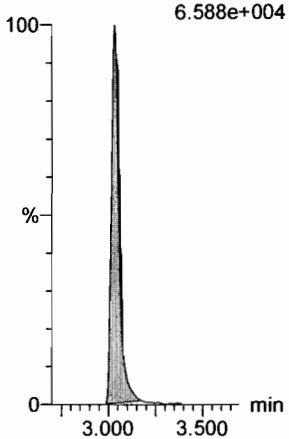

13C2-PFHxA
F10:MRM of 1 channel,ES-
315 > 270
1.653e+005

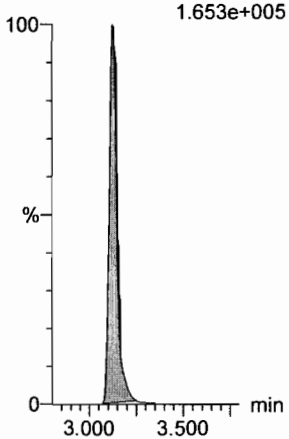

13C3-PFBS
F8:MRM of 1 channel,ES-
302. > 98.8
3.326e+004

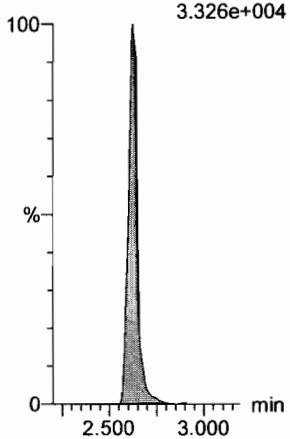

Dataset: F:\Projects\PFAS.PRO\Results\180927M1\180927M1-CRV.qld

Last Altered: Thursday, September 27, 2018 14:49:27 Pacific Daylight Time
Printed: Thursday, September 27, 2018 14:49:45 Pacific Daylight Time

Name: 180927M2_4, Date: 27-Sep-2018, Time: 12:44:38, ID: ST180927M2-3 PFC CS0 18I1703, Description: PFC CS0 18I1703

6:2 FTS

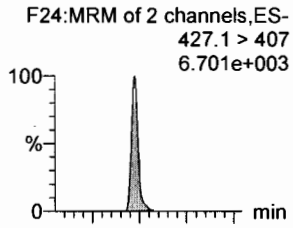

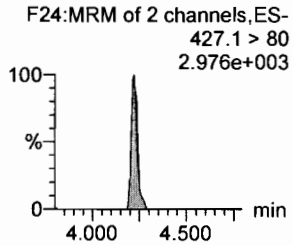

PFHpA

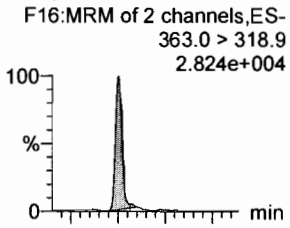

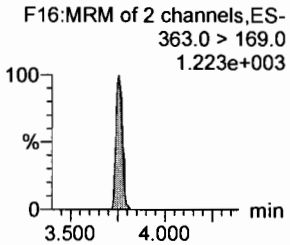

L-PFHxS

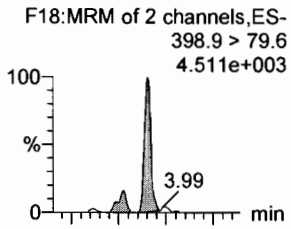

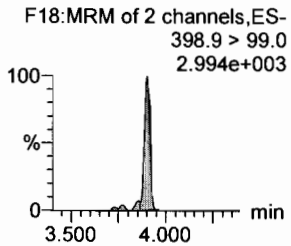

L-PFOA

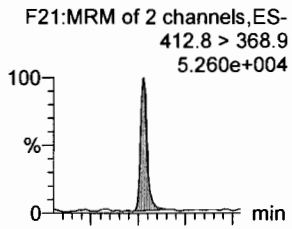

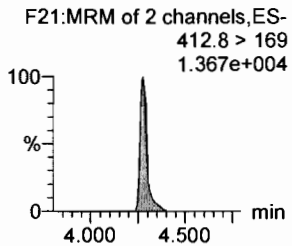

PFHpS

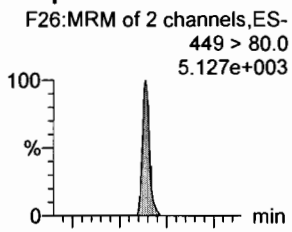

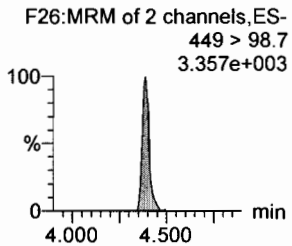

PFNA

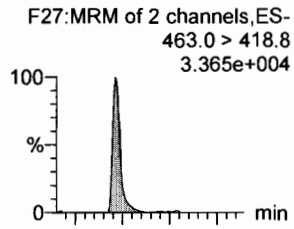

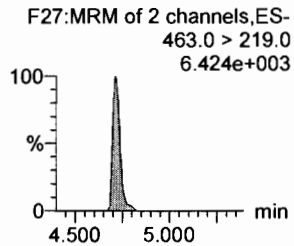

13C2-6:2 FTS

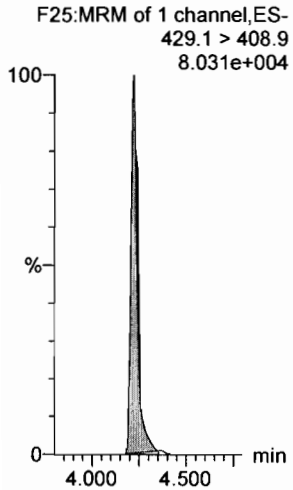

13C4-PFHpA

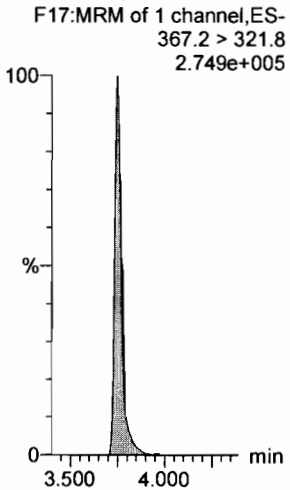

18O2-PFHxS

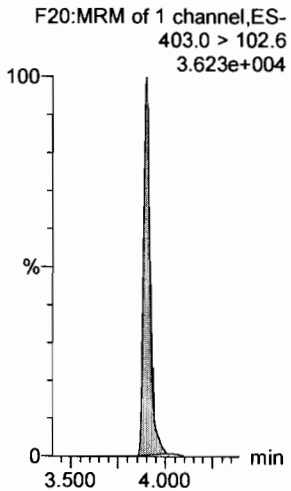

13C2-PFOA

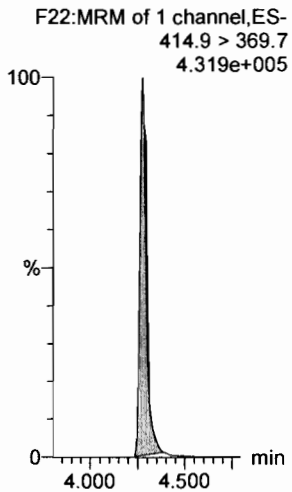

13C8-PFOS

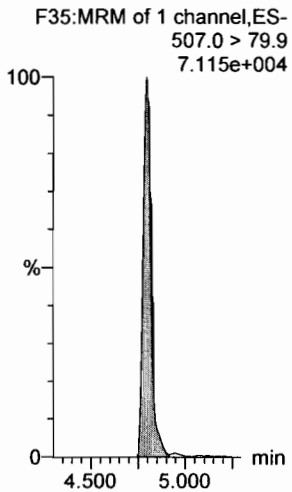

13C5-PFNA

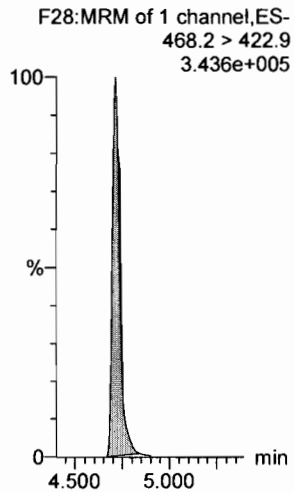

Dataset: F:\Projects\PFAS.PRO\Results\180927M1\180927M1-CRV.qld

Last Altered: Thursday, September 27, 2018 14:49:27 Pacific Daylight Time
Printed: Thursday, September 27, 2018 14:49:45 Pacific Daylight Time

Name: 180927M2_4, Date: 27-Sep-2018, Time: 12:44:38, ID: ST180927M2-3 PFC CS0 18I1703, Description: PFC CS0 18I1703

PFOSA

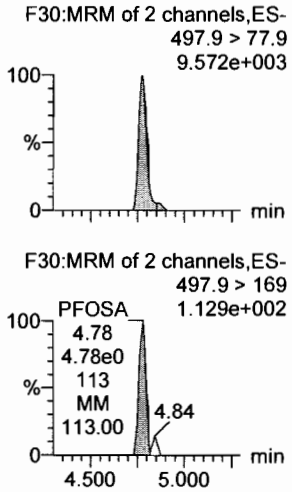

L-PFOS

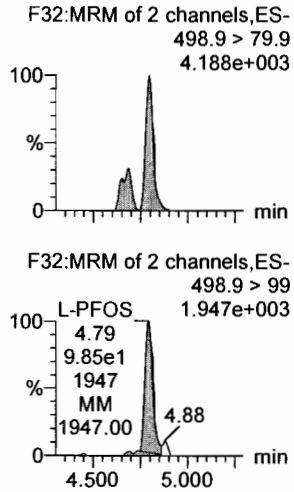

PFDA

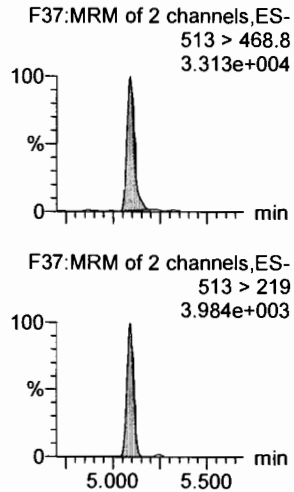

8:2 FTS

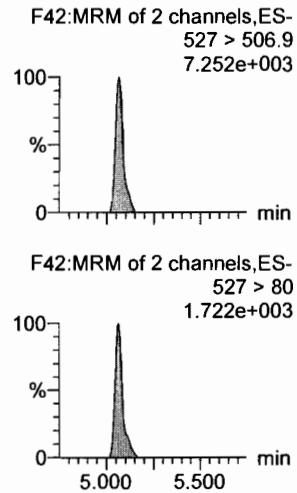

PFNS

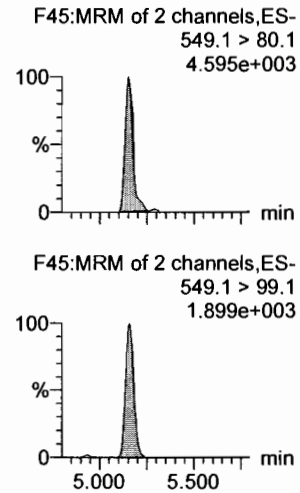

L-MeFOSAA

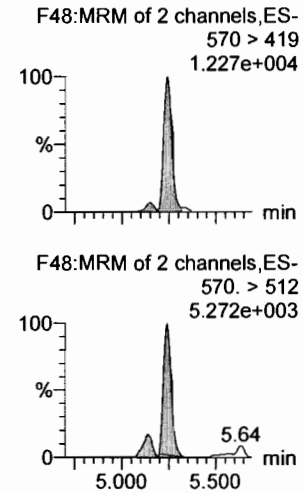

13C8-PFOSA

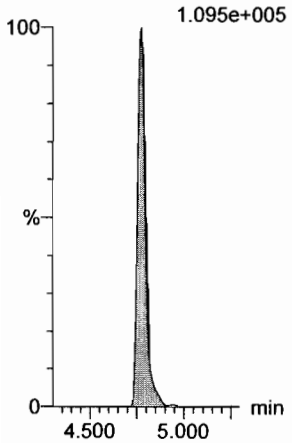

13C8-PFOS

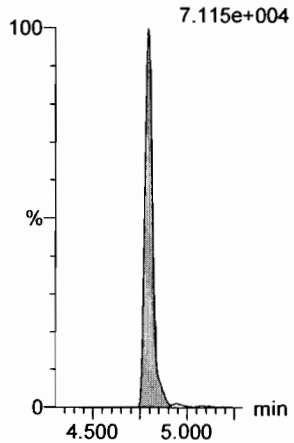

13C2-PFDA

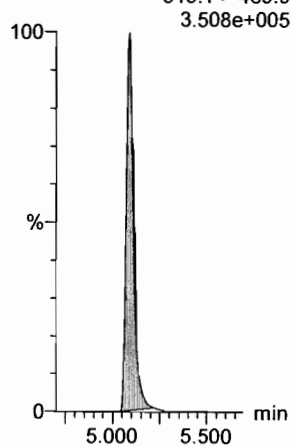

13C2-8:2 FTS

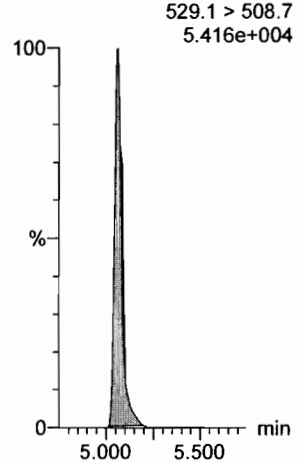

13C8-PFOS

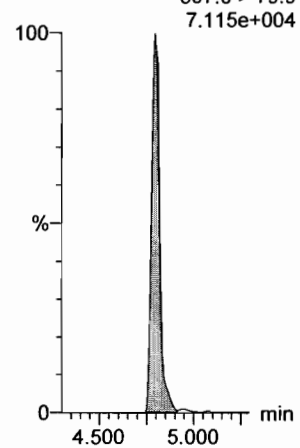

d3-N-MeFOSAA

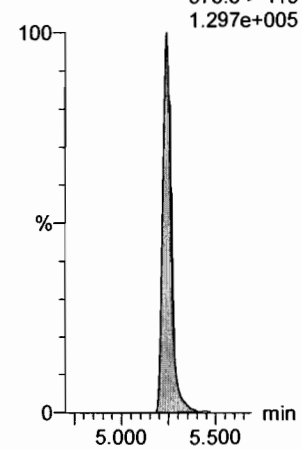

Dataset: F:\Projects\PFAS.PRO\Results\180927M1\180927M1-CRV.qld

Last Altered: Thursday, September 27, 2018 14:49:27 Pacific Daylight Time
Printed: Thursday, September 27, 2018 14:49:45 Pacific Daylight Time

Name: 180927M2_4, Date: 27-Sep-2018, Time: 12:44:38, ID: ST180927M2-3 PFC CS0 18I1703, Description: PFC CS0 18I1703

L-EtFOSAA

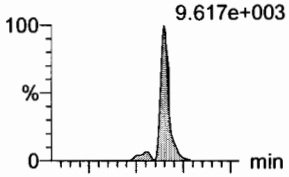

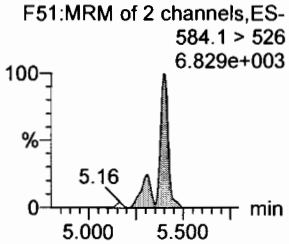

PFDoA

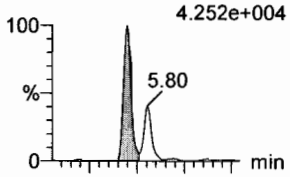

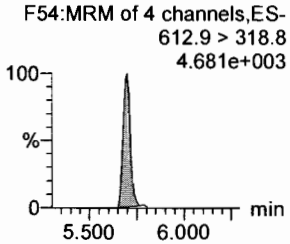

PFDS

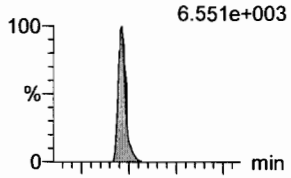

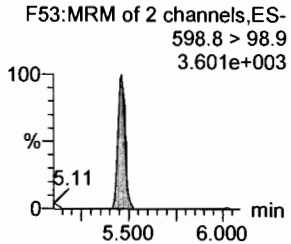

PFUdA

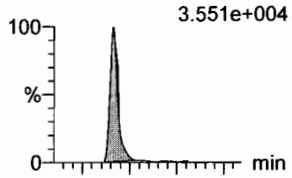

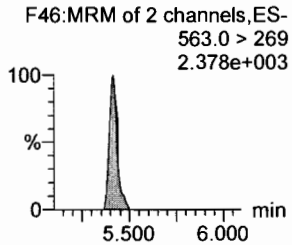

N-MeFOSA

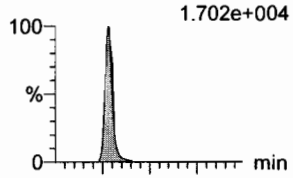

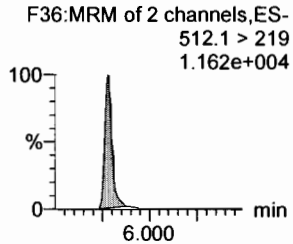

PFTrDA

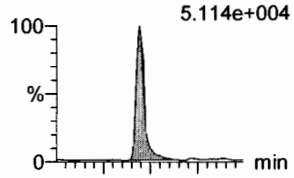

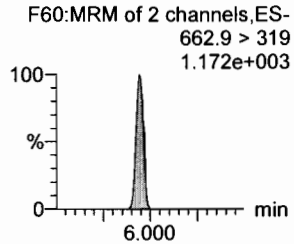

d5-N-EtFOSAA

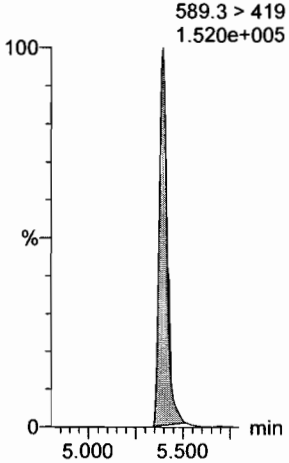

13C2-PFDoA

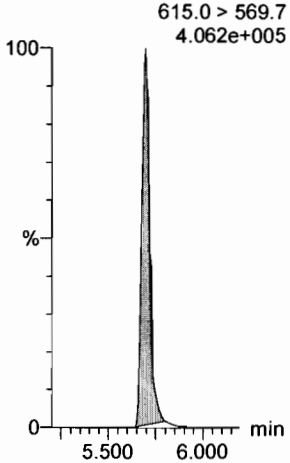

13C8-PFOS

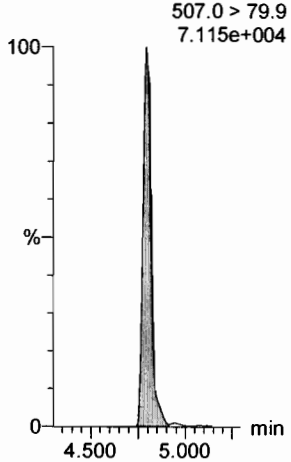

13C2-PFUdA

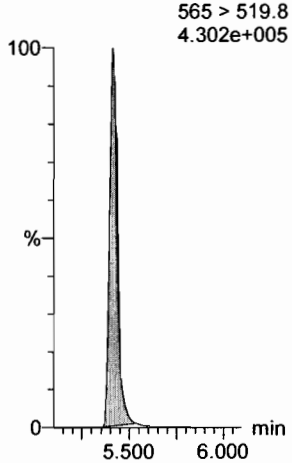

d3-N-MeFOSA

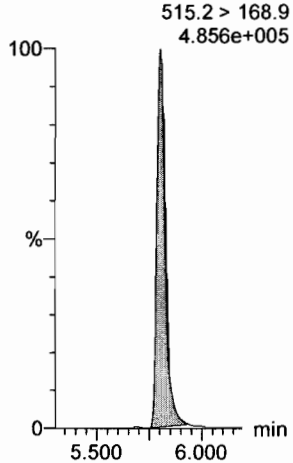

13C2-PFDoA

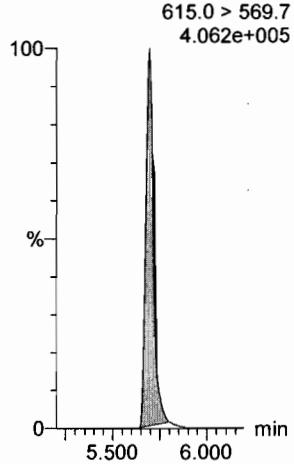

Dataset: F:\Projects\PFAS.PRO\Results\180927M1\180927M1-CRV.qld

Last Altered: Thursday, September 27, 2018 14:49:27 Pacific Daylight Time
Printed: Thursday, September 27, 2018 14:49:45 Pacific Daylight Time

Name: 180927M2_4, Date: 27-Sep-2018, Time: 12:44:38, ID: ST180927M2-3 PFC CS0 18I1703, Description: PFC CS0 18I1703

PFTeDA

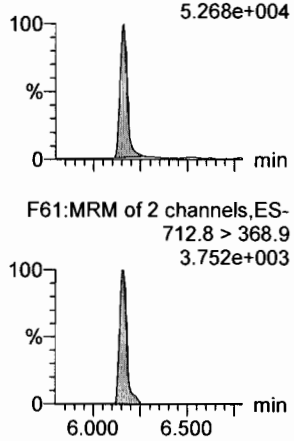

N-EtFOSA

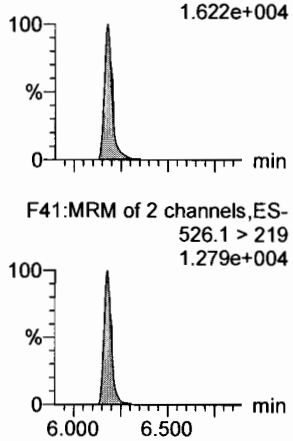

PFHxDA

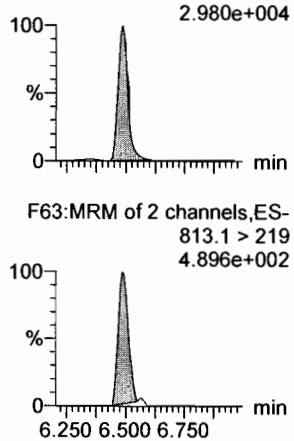

PFODA

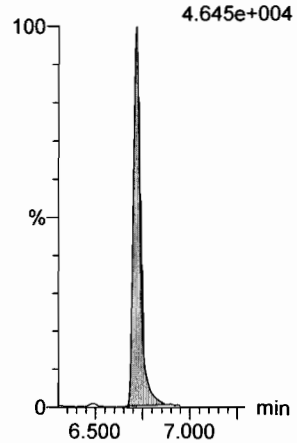

N-MeFOSE

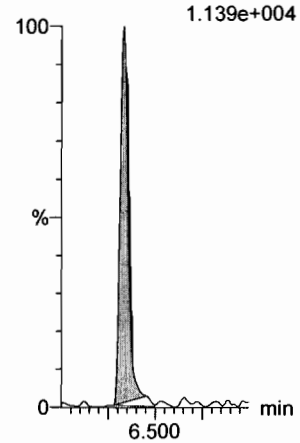

N-EtFOSE

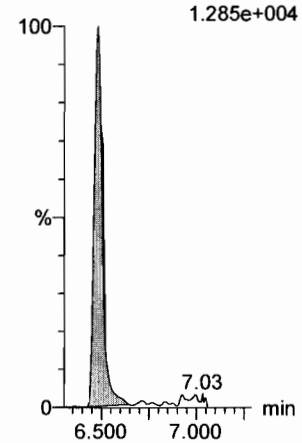

13C2-PFTeDA

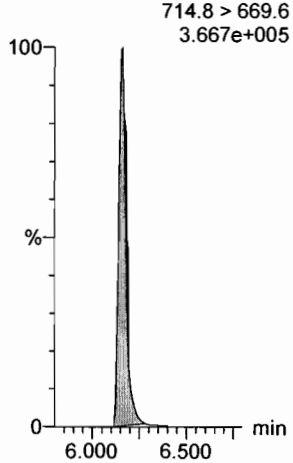

d5-N-ETFOSA

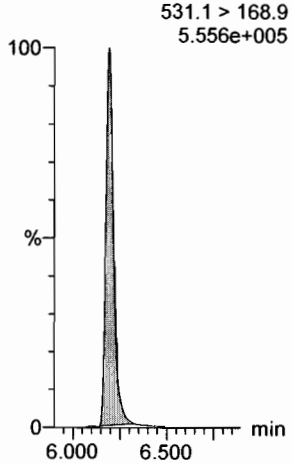

13C2-PFHxDA

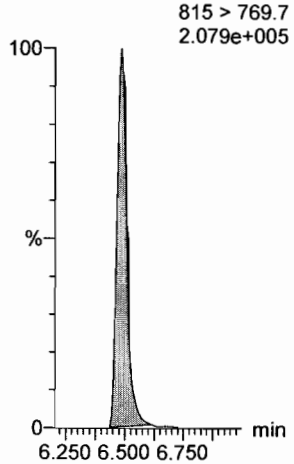

13C2-PFHxDA

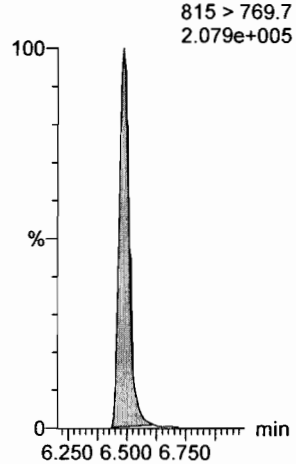

d7-N-MeFOSE

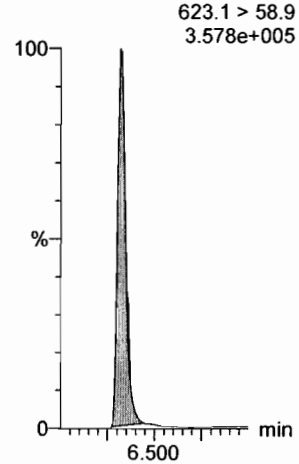

d9-N-EtFOSE

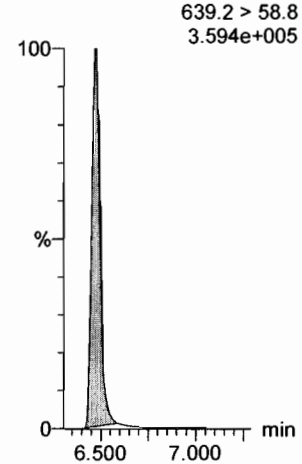

Dataset: F:\Projects\PFAS.PRO\Results\180927M1\180927M1-CRV.qld

Last Altered: Thursday, September 27, 2018 14:49:27 Pacific Daylight Time
Printed: Thursday, September 27, 2018 14:49:45 Pacific Daylight Time

Name: 180927M2_4, Date: 27-Sep-2018, Time: 12:44:38, ID: ST180927M2-3 PFC CS0 18I1703, Description: PFC CS0 18I1703

13C4-PFBA
F4:MRM of 1 channel,ES-
217. > 172
1.008e+005

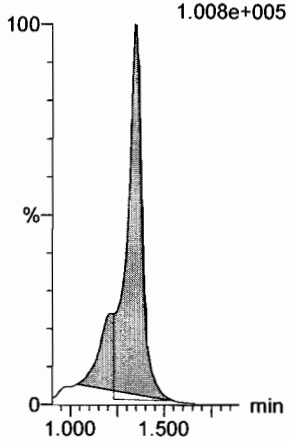

13C5-PFHxA
F11:MRM of 1 channel,ES-
318 > 272.9
4.024e+005

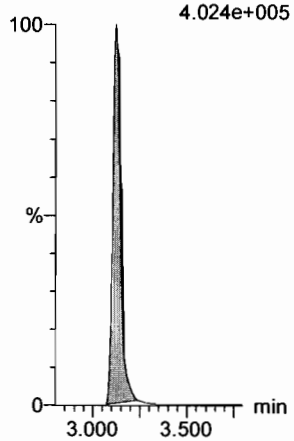

13C3-PFHxS
F19:MRM of 1 channel,ES-
401.8 > 79.9
7.955e+004

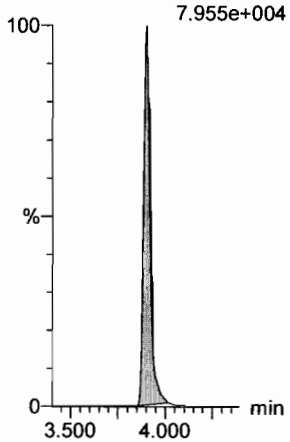

13C8-PFOA
F23:MRM of 1 channel,ES-
420.9 > 376
5.794e+005

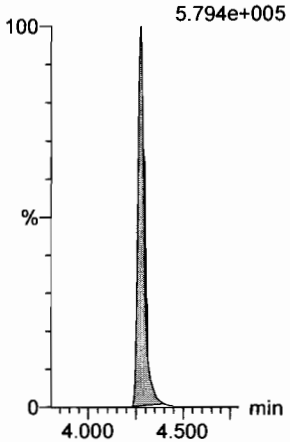

13C9-PFNA
F29:MRM of 1 channel,ES-
472.2 > 426.9
3.581e+005



13C4-PFOS
F33:MRM of 1 channel,ES-
503 > 79.9
7.009e+004

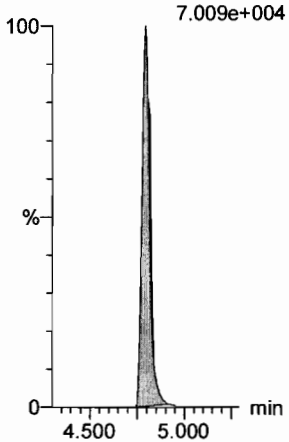

13C6-PFDA
F40:MRM of 1 channel,ES-
519.1 > 473.7
3.308e+005

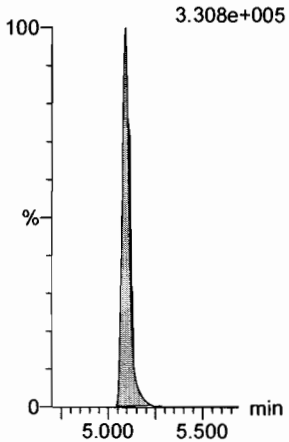

13C7-PFUdA
F49:MRM of 1 channel,ES-
570.1 > 524.8
4.057e+005

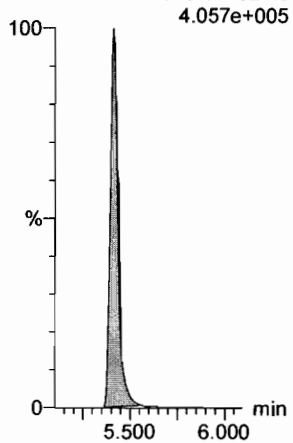

Dataset: F:\Projects\PFAS.PRO\Results\180927M1\180927M1-CRV.qld

Last Altered: Thursday, September 27, 2018 14:49:27 Pacific Daylight Time
Printed: Thursday, September 27, 2018 14:49:45 Pacific Daylight Time

Name: 180927M2_5, Date: 27-Sep-2018, Time: 12:55:15, ID: ST180927M2-4 PFC CS1 18I1704, Description: PFC CS1 18I1704

PFBA

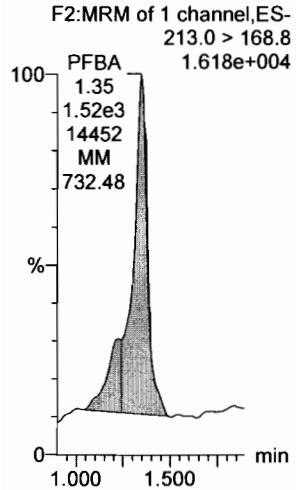

PFPeA

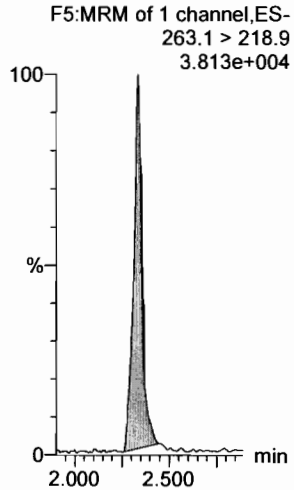

PFBS

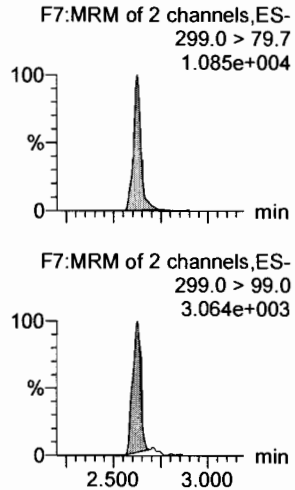

4:2 FTS

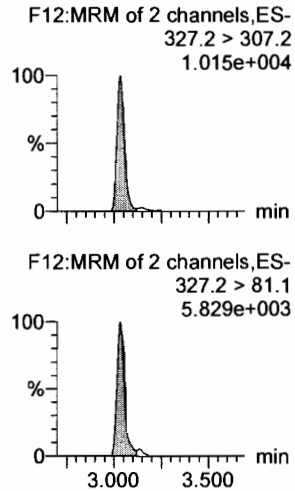

PFHxA

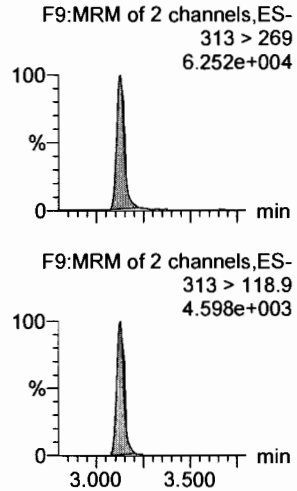

PFPeS

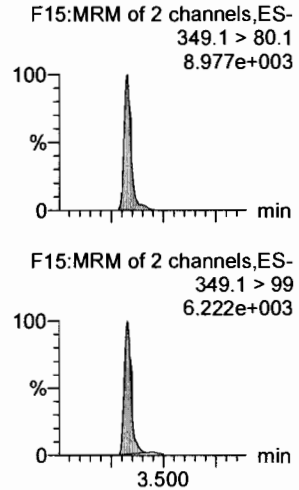

13C3-PFBA

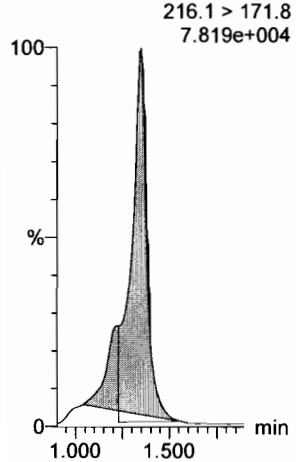

13C3-PFPeA

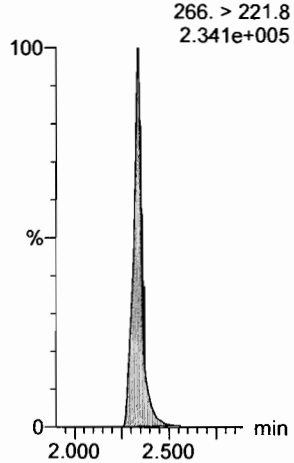

13C3-PFBS

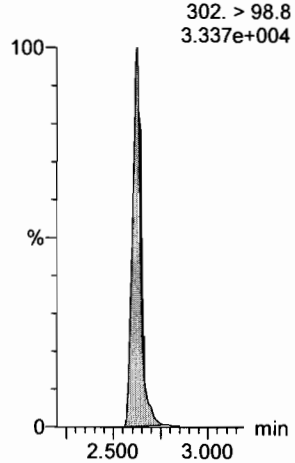

13C2-4:2 FTS

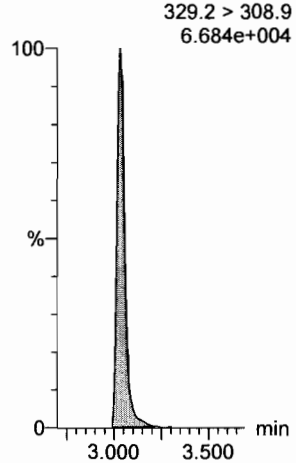

13C2-PFHxA

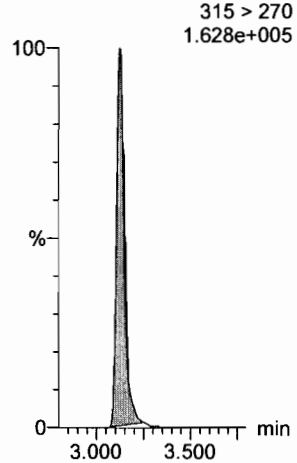

13C3-PFBS

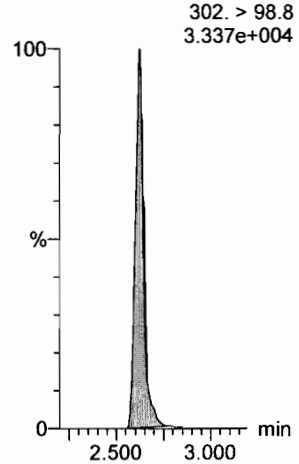

Dataset: F:\Projects\PFAS.PRO\Results\180927M1\180927M1-CRV.qld

Last Altered: Thursday, September 27, 2018 14:49:27 Pacific Daylight Time
Printed: Thursday, September 27, 2018 14:49:45 Pacific Daylight Time

Name: 180927M2_5, Date: 27-Sep-2018, Time: 12:55:15, ID: ST180927M2-4 PFC CS1 18I1704, Description: PFC CS1 18I1704

6:2 FTS
F24:MRM of 2 channels,ES-
427.1 > 407
1.462e+004

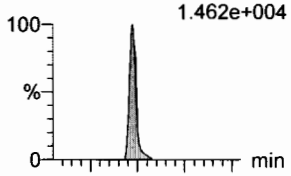

F24:MRM of 2 channels,ES-
427.1 > 80
3.252e+003

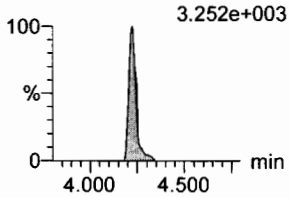

PFHpA
F16:MRM of 2 channels,ES-
363.0 > 318.9
5.673e+004

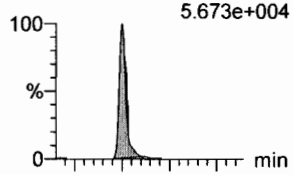

F16:MRM of 2 channels,ES-
363.0 > 169.0
2.972e+003

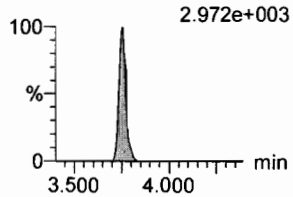

L-PFHxS
F18:MRM of 2 channels,ES-
398.9 > 79.6
9.337e+003

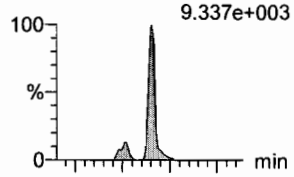

F18:MRM of 2 channels,ES-
398.9 > 99.0
4.918e+003

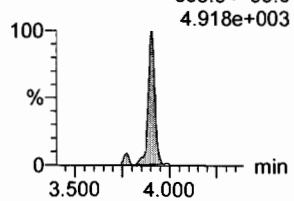

L-PFOA
F21:MRM of 2 channels,ES-
412.8 > 368.9
9.981e+004

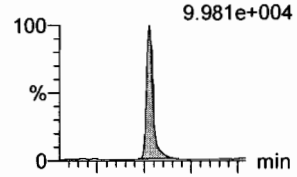

F21:MRM of 2 channels,ES-
412.8 > 169
2.883e+004

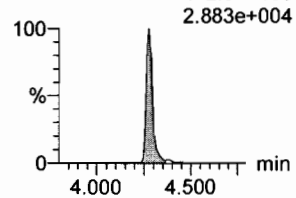

PFHpS
F26:MRM of 2 channels,ES-
449 > 80.0
9.507e+003

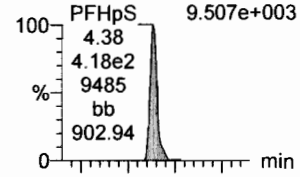

F26:MRM of 2 channels,ES-
449 > 98.7
6.860e+003

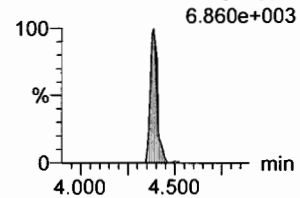

PFNA
F27:MRM of 2 channels,ES-
463.0 > 418.8
6.442e+004

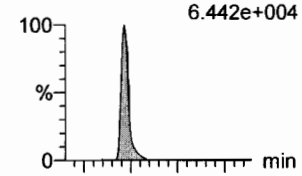

F27:MRM of 2 channels,ES-
463.0 > 219.0
1.318e+004

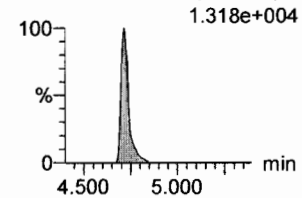

13C2-6:2 FTS
F25:MRM of 1 channel,ES-
429.1 > 408.9
8.600e+004

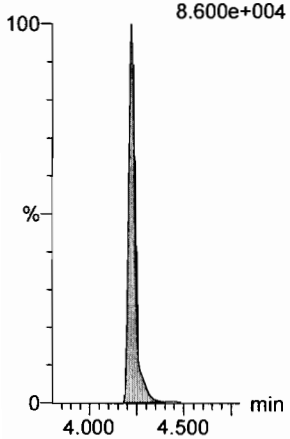

13C4-PFHpA
F17:MRM of 1 channel,ES-
367.2 > 321.8
2.721e+005

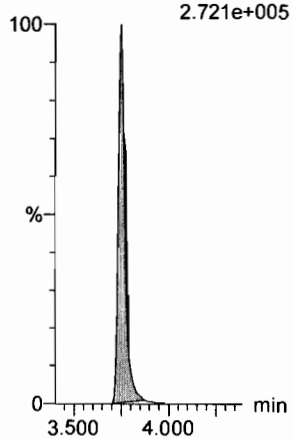

18O2-PFHxS
F20:MRM of 1 channel,ES-
403.0 > 102.6
3.748e+004

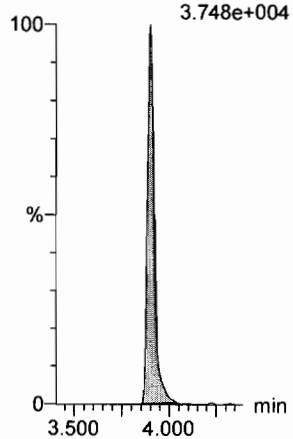

13C2-PFOA
F22:MRM of 1 channel,ES-
414.9 > 369.7
4.229e+005

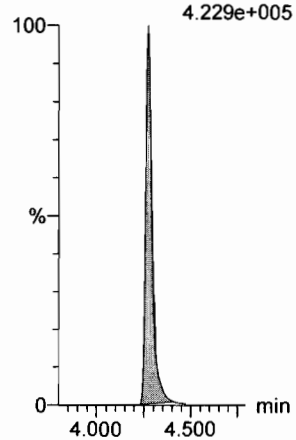

13C8-PFOS
F35:MRM of 1 channel,ES-
507.0 > 79.9
6.892e+004

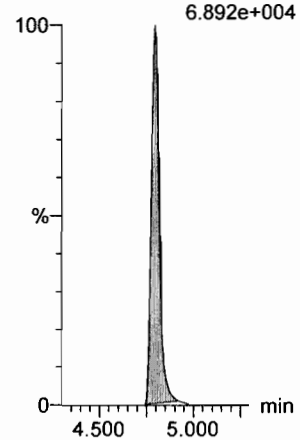

13C5-PFNA
F28:MRM of 1 channel,ES-
468.2 > 422.9
3.420e+005

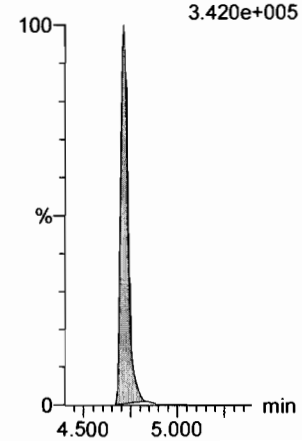

Dataset: F:\Projects\PFAS.PRO\Results\180927M1\180927M1-CRV.qld

Last Altered: Thursday, September 27, 2018 14:49:27 Pacific Daylight Time
Printed: Thursday, September 27, 2018 14:49:45 Pacific Daylight Time

Name: 180927M2_5, Date: 27-Sep-2018, Time: 12:55:15, ID: ST180927M2-4 PFC CS1 18I1704, Description: PFC CS1 18I1704

PFOSA
F30:MRM of 2 channels,ES-
497.9 > 77.9
1.651e+004

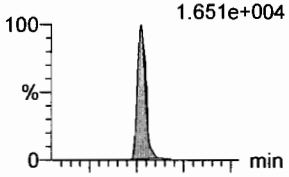

L-PFOS
F32:MRM of 2 channels,ES-
498.9 > 79.9
9.177e+003

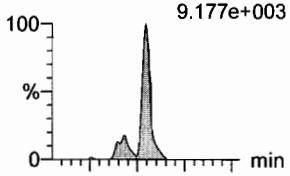

PFDA
F37:MRM of 2 channels,ES-
513 > 468.8
6.805e+004

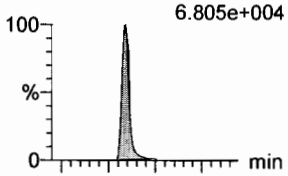

8:2 FTS
F42:MRM of 2 channels,ES-
527 > 506.9
1.100e+004

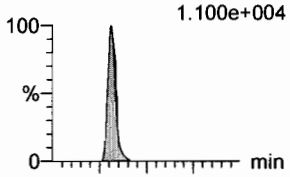

PFNS
F45:MRM of 2 channels,ES-
549.1 > 80.1
6.987e+003

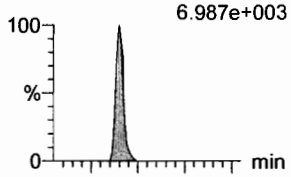

L-MeFOSAA
F48:MRM of 2 channels,ES-
570 > 419
2.379e+004

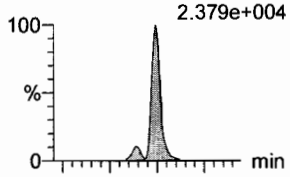

F30:MRM of 2 channels,ES-
497.9 > 169
5.919e+002

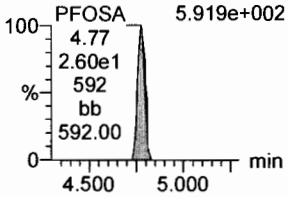

F32:MRM of 2 channels,ES-
498.9 > 99
4.912e+003

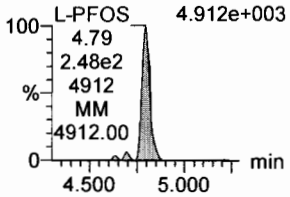

F37:MRM of 2 channels,ES-
513 > 219
1.014e+004

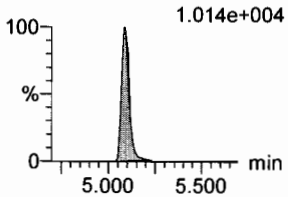

F42:MRM of 2 channels,ES-
527 > 80
4.305e+003

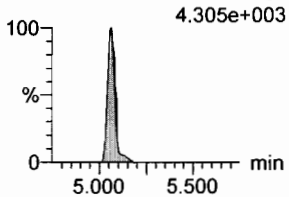

F45:MRM of 2 channels,ES-
549.1 > 99.1
4.860e+003

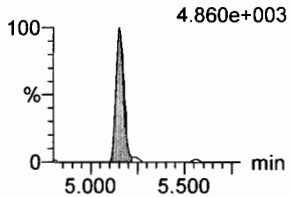

F48:MRM of 2 channels,ES-
570. > 512
9.463e+003

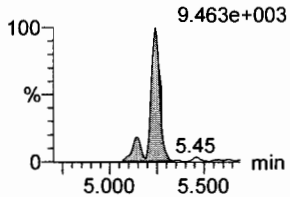

13C8-PFOSA
F34:MRM of 1 channel,ES-
506.1 > 77.7
1.073e+005

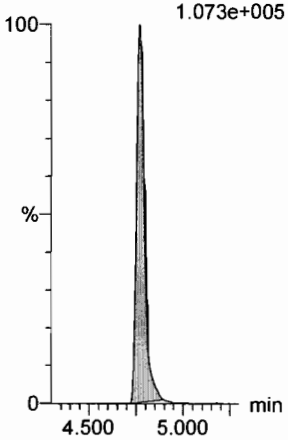

13C8-PFOS
F35:MRM of 1 channel,ES-
507.0 > 79.9
6.892e+004

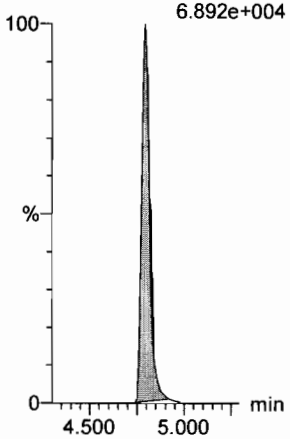

13C2-PFDA
F38:MRM of 1 channel,ES-
515.1 > 469.9
3.549e+005

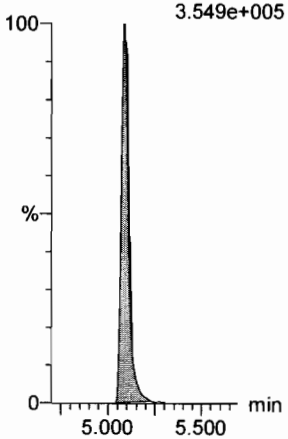

13C2-8:2 FTS
F43:MRM of 1 channel,ES-
529.1 > 508.7
5.082e+004

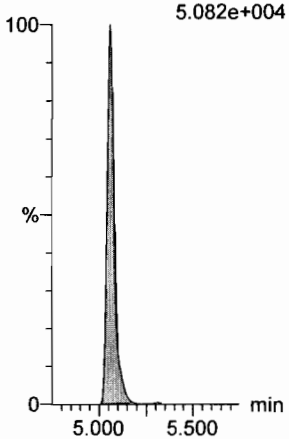

13C8-PFOS
F35:MRM of 1 channel,ES-
507.0 > 79.9
6.892e+004

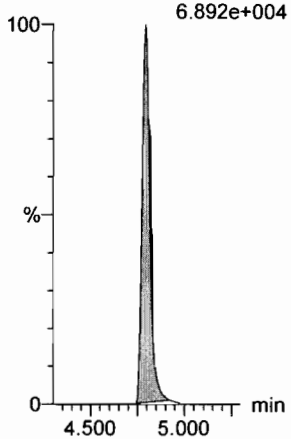

d3-N-MeFOSAA
F50:MRM of 1 channel,ES-
573.3 > 419
1.275e+005

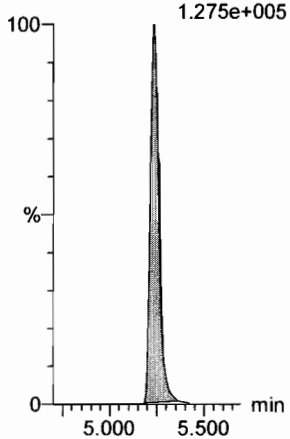

Dataset: F:\Projects\PFAS.PRO\Results\180927M1\180927M1-CRV.qld

Last Altered: Thursday, September 27, 2018 14:49:27 Pacific Daylight Time
Printed: Thursday, September 27, 2018 14:49:45 Pacific Daylight Time

Name: 180927M2_5, Date: 27-Sep-2018, Time: 12:55:15, ID: ST180927M2-4 PFC CS1 18I1704, Description: PFC CS1 18I1704

L-EtFOSAA

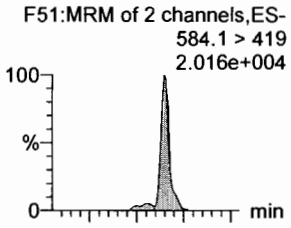

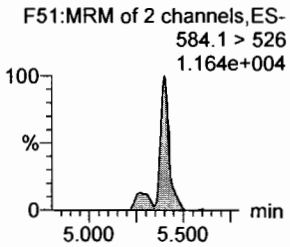

PFDoA

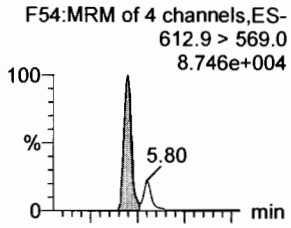

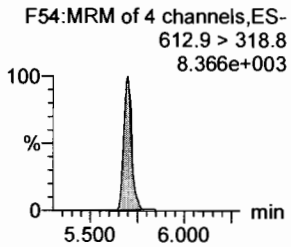

PFDS

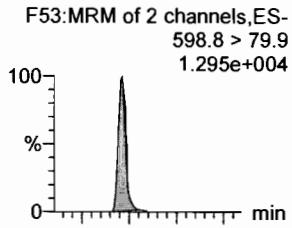

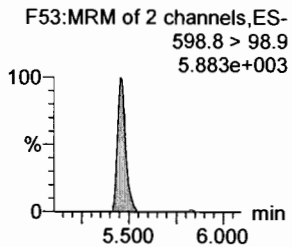

PFUdA

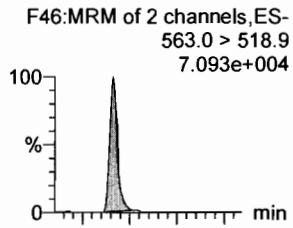

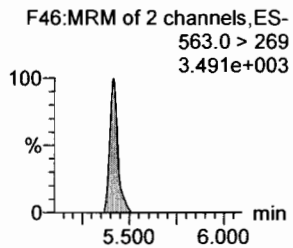

N-MeFOSA

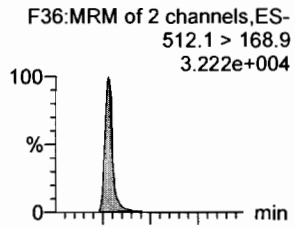

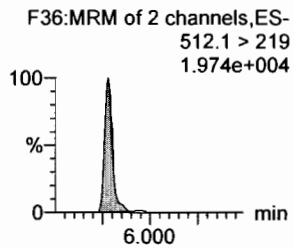

PFTrDA

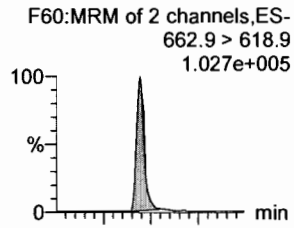

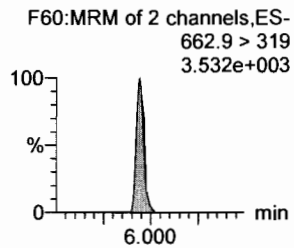

d5-N-EtFOSAA

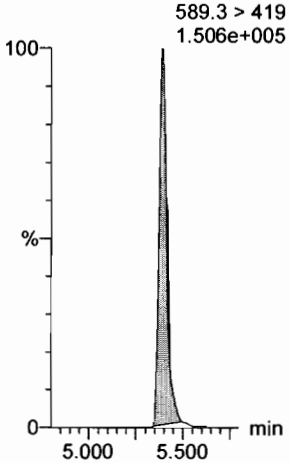

13C2-PFDoA

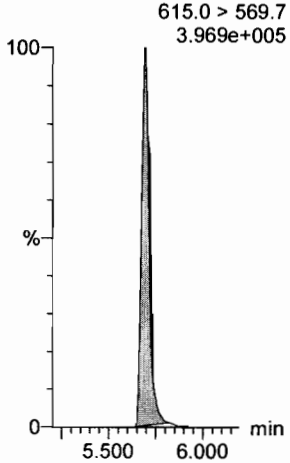

13C8-PFOS

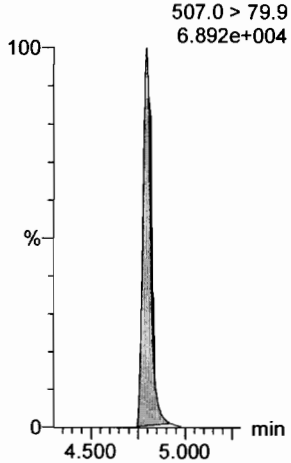

13C2-PFUdA

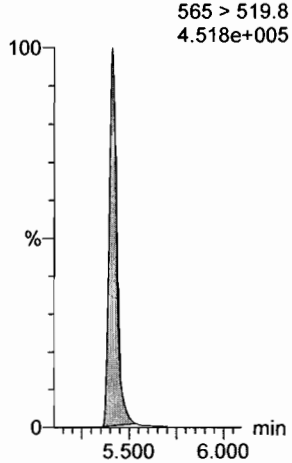

d3-N-MeFOSA

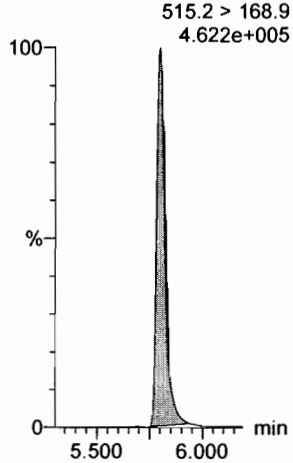

13C2-PFDoA

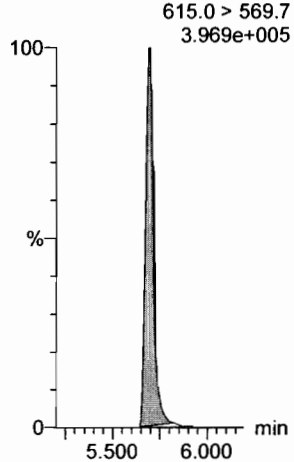

Dataset: F:\Projects\PFAS.PRO\Results\180927M1\180927M1-CRV.qld

Last Altered: Thursday, September 27, 2018 14:49:27 Pacific Daylight Time
Printed: Thursday, September 27, 2018 14:49:45 Pacific Daylight Time

Name: 180927M2_5, Date: 27-Sep-2018, Time: 12:55:15, ID: ST180927M2-4 PFC CS1 18I1704, Description: PFC CS1 18I1704

PFTeDA

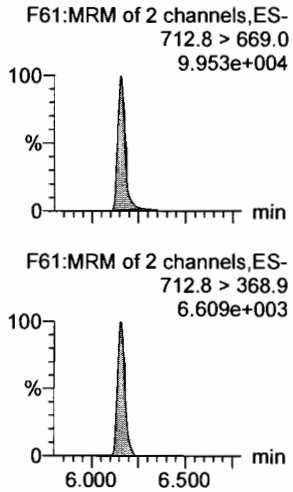

N-EtFOSA

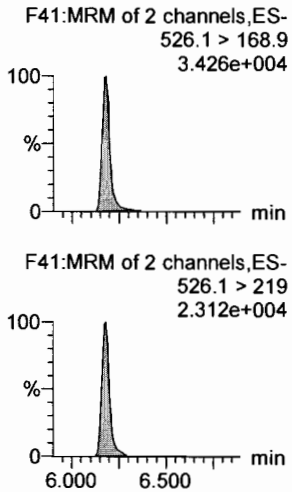

PFHxDA

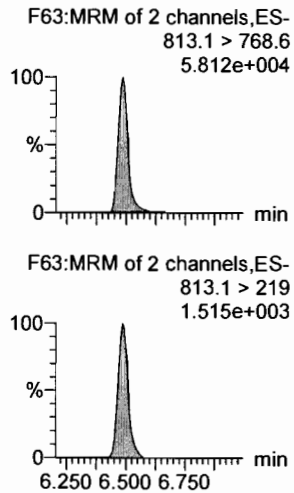

PFODA

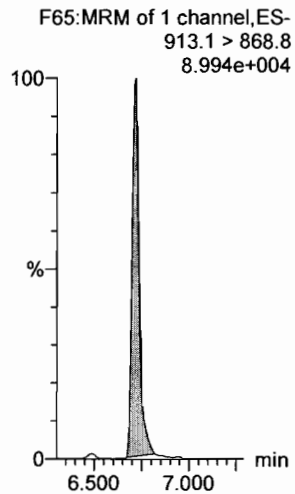

N-MeFOSE

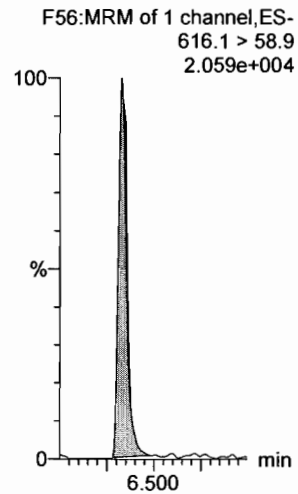

N-EtFOSE

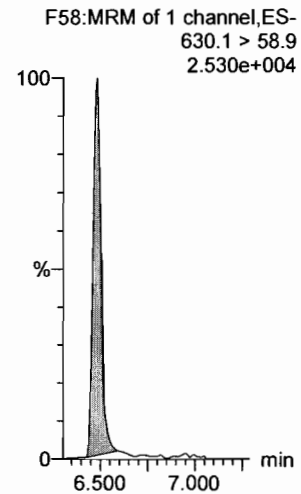

13C2-PFTeDA

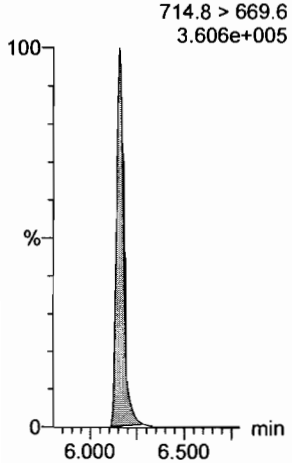

d5-N-ETFOSA

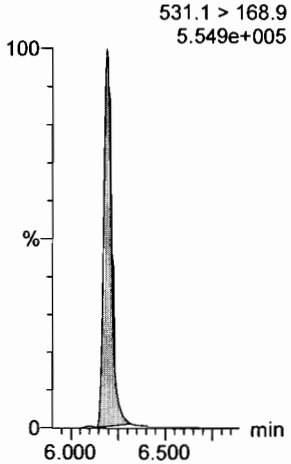

13C2-PFHxDA

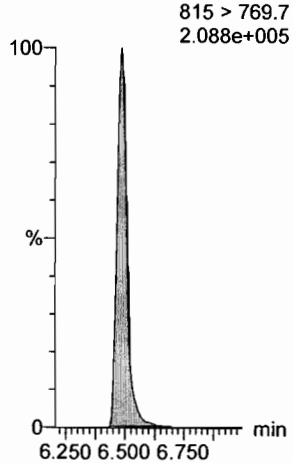

13C2-PFHxDA

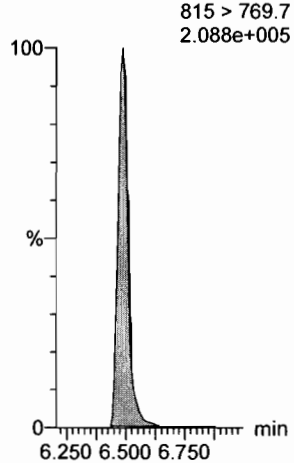

d7-N-MeFOSE

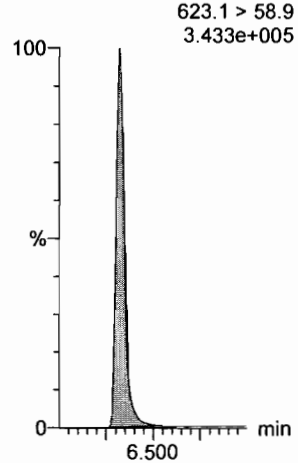

d9-N-EtFOSE

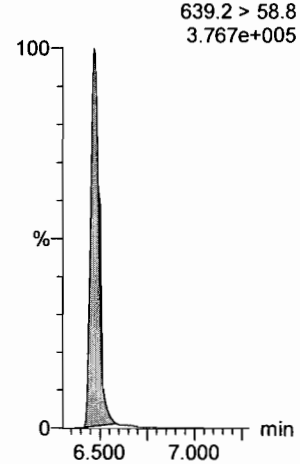

Dataset: F:\Projects\PFAS.PRO\Results\180927M1\180927M1-CRV.qld

Last Altered: Thursday, September 27, 2018 14:49:27 Pacific Daylight Time
Printed: Thursday, September 27, 2018 14:49:45 Pacific Daylight Time

Name: 180927M2_5, Date: 27-Sep-2018, Time: 12:55:15, ID: ST180927M2-4 PFC CS1 18I1704, Description: PFC CS1 18I1704

13C4-PFBA

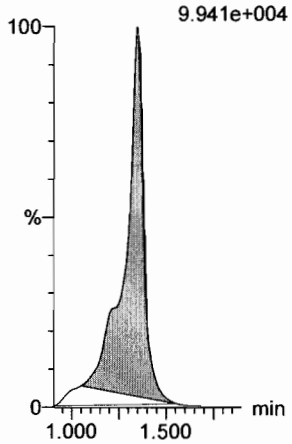

13C5-PFHxA

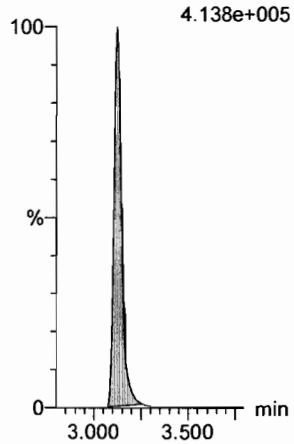

13C3-PFHxS

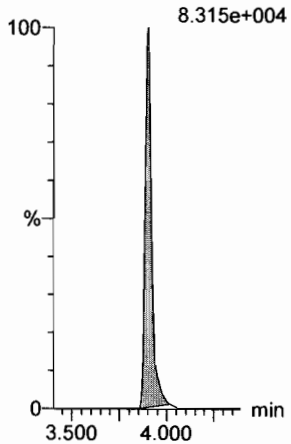

13C8-PFOA

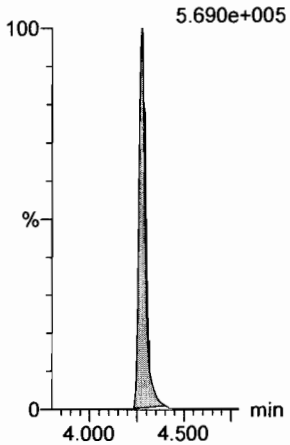

13C9-PFNA

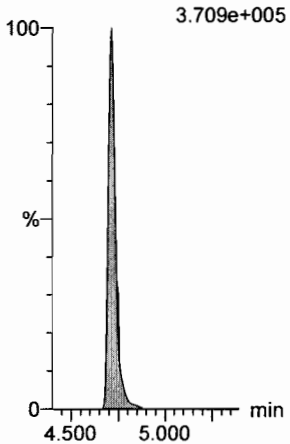

13C4-PFOS

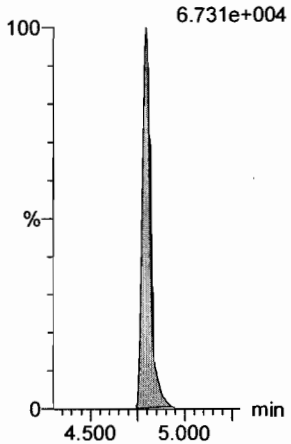

13C6-PFDA

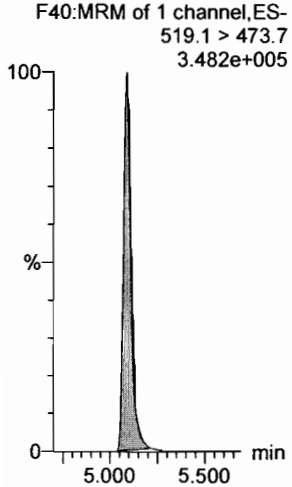

13C7-PFUdA

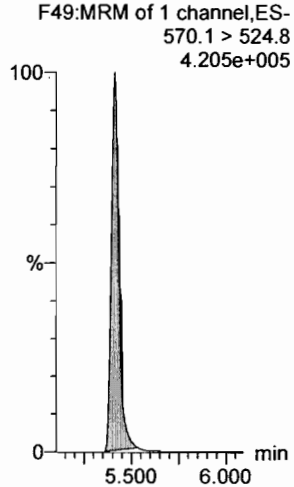

Dataset: F:\Projects\PFAS.PRO\Results\180927M1\180927M1-CRV.qld

Last Altered: Thursday, September 27, 2018 14:49:27 Pacific Daylight Time
Printed: Thursday, September 27, 2018 14:49:45 Pacific Daylight Time

Name: 180927M2_6, Date: 27-Sep-2018, Time: 13:05:47, ID: ST180927M2-5 PFC CS2 18I1705, Description: PFC CS2 18I1705

PFBA
F2:MRM of 1 channel,ES-
213.0 > 168.8
3.749e+004

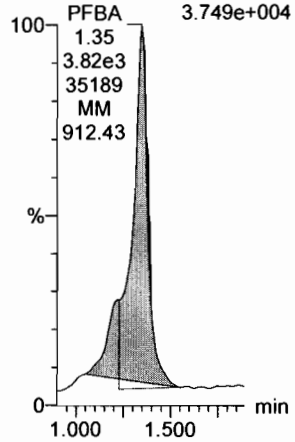

PFPeA
F5:MRM of 1 channel,ES-
263.1 > 218.9
8.891e+004

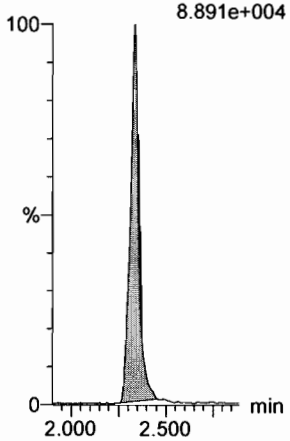

PFBS
F7:MRM of 2 channels,ES-
299.0 > 79.7
2.573e+004

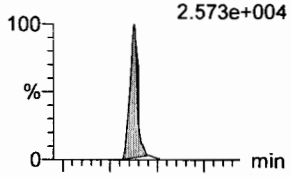

F7:MRM of 2 channels,ES-
299.0 > 99.0
8.833e+003

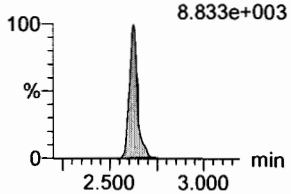

4:2 FTS
F12:MRM of 2 channels,ES-
327.2 > 307.2
2.410e+004

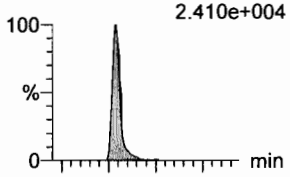

F12:MRM of 2 channels,ES-
327.2 > 81.1
1.227e+004

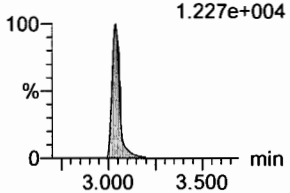

PFHxA
F9:MRM of 2 channels,ES-
313 > 269
1.453e+005

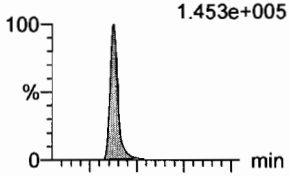

F9:MRM of 2 channels,ES-
313 > 118.9
9.416e+003

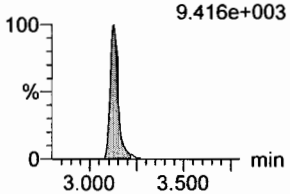

PFPeS
F15:MRM of 2 channels,ES-
349.1 > 80.1
2.124e+004

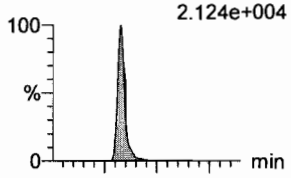

F15:MRM of 2 channels,ES-
349.1 > 99
1.609e+004

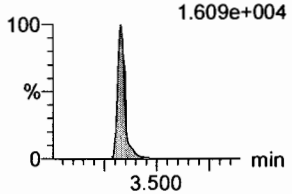

13C3-PFBA
F3:MRM of 1 channel,ES-
216.1 > 171.8
7.834e+004

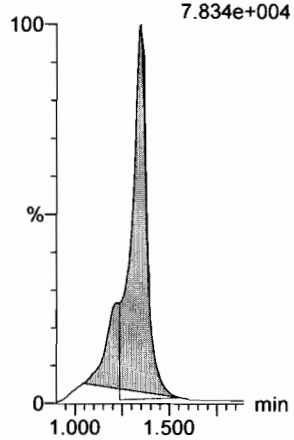

13C3-PFPeA
F6:MRM of 1 channel,ES-
266. > 221.8
2.369e+005

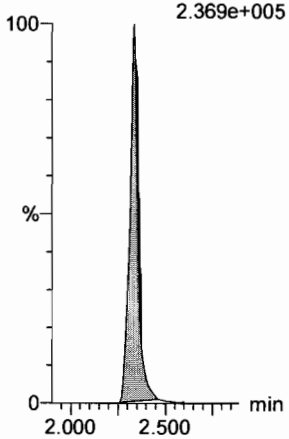

13C3-PFBS
F8:MRM of 1 channel,ES-
302. > 98.8
3.478e+004

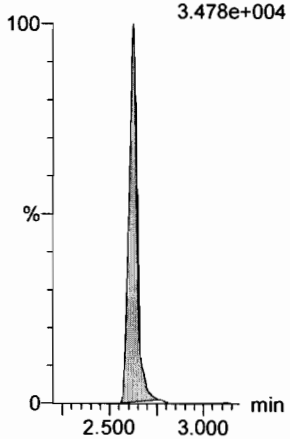

13C2-4:2 FTS
F13:MRM of 1 channel,ES-
329.2 > 308.9
6.582e+004

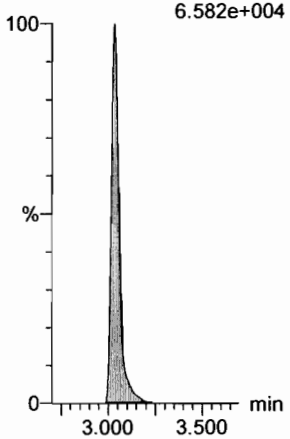

13C2-PFHxA
F10:MRM of 1 channel,ES-
315 > 270
1.633e+005

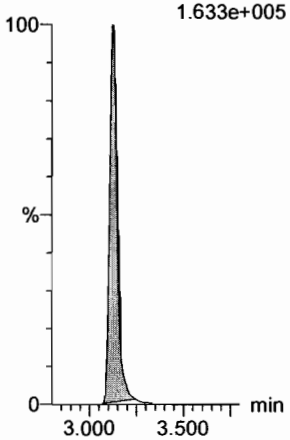

13C3-PFBS
F8:MRM of 1 channel,ES-
302. > 98.8
3.478e+004

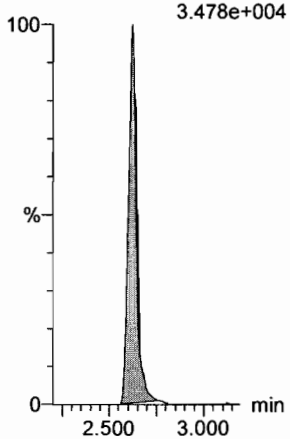

Dataset: F:\Projects\PFAS.PRO\Results\180927M1\180927M1-CRV.qld

Last Altered: Thursday, September 27, 2018 14:49:27 Pacific Daylight Time
Printed: Thursday, September 27, 2018 14:49:45 Pacific Daylight Time

Name: 180927M2_6, Date: 27-Sep-2018, Time: 13:05:47, ID: ST180927M2-5 PFC CS2 18I1705, Description: PFC CS2 18I1705

6:2 FTS
F24:MRM of 2 channels,ES-
427.1 > 407
3.434e+004

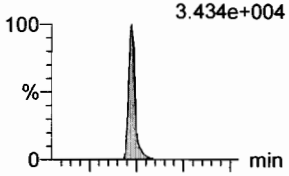

F24:MRM of 2 channels,ES-
427.1 > 80
1.191e+004

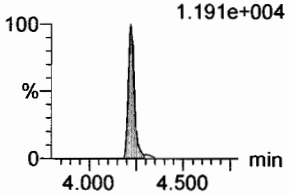

PFHpA
F16:MRM of 2 channels,ES-
363.0 > 318.9
1.241e+005

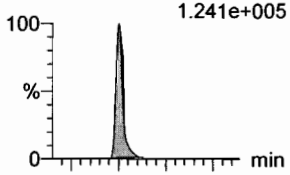

F16:MRM of 2 channels,ES-
363.0 > 169.0
6.958e+003

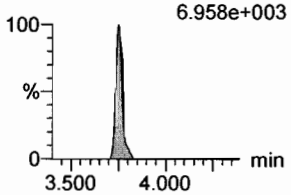

L-PFHxS
F18:MRM of 2 channels,ES-
398.9 > 79.6
1.986e+004

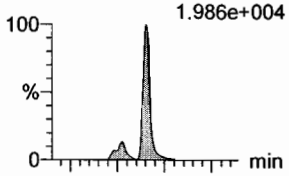

F18:MRM of 2 channels,ES-
398.9 > 99.0
1.263e+004

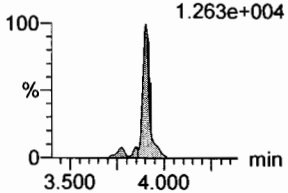

L-PFOA
F21:MRM of 2 channels,ES-
412.8 > 368.9
2.344e+005

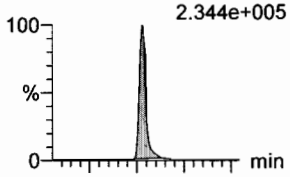

F21:MRM of 2 channels,ES-
412.8 > 169
6.287e+004

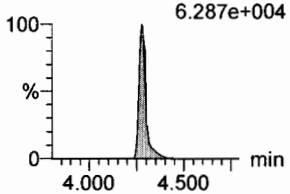

PFHpS
F26:MRM of 2 channels,ES-
449 > 80.0
2.572e+004

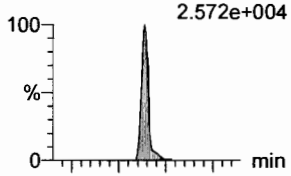

F26:MRM of 2 channels,ES-
449 > 98.7
1.558e+004

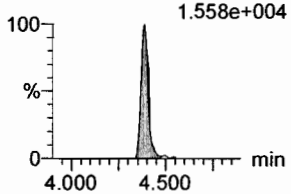

PFNA
F27:MRM of 2 channels,ES-
463.0 > 418.8
1.514e+005

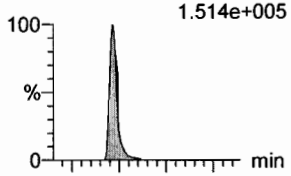

F27:MRM of 2 channels,ES-
463.0 > 219.0
3.316e+004

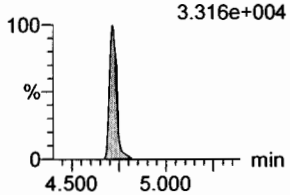

13C2-6:2 FTS
F25:MRM of 1 channel,ES-
429.1 > 408.9
8.130e+004

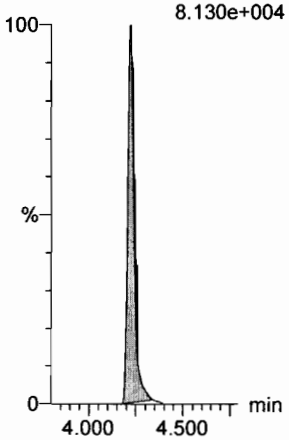

13C4-PFHpA
F17:MRM of 1 channel,ES-
367.2 > 321.8
2.650e+005

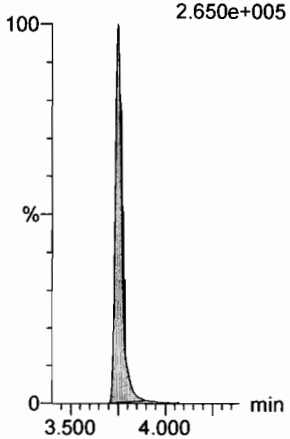

18O2-PFHxS
F20:MRM of 1 channel,ES-
403.0 > 102.6
3.683e+004

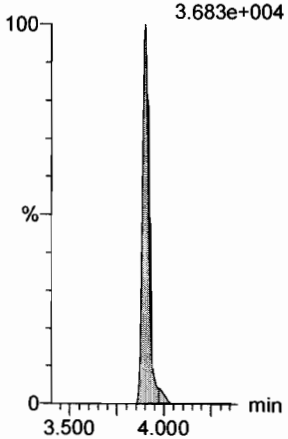

13C2-PFOA
F22:MRM of 1 channel,ES-
414.9 > 369.7
4.115e+005

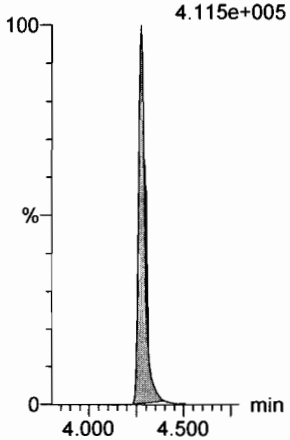

13C8-PFOS
F35:MRM of 1 channel,ES-
507.0 > 79.9
6.934e+004

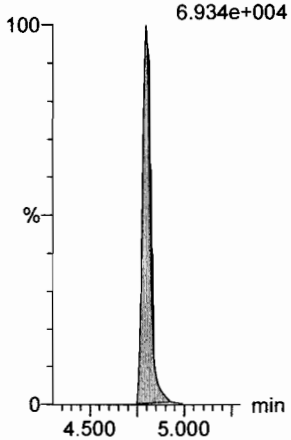

13C5-PFNA
F28:MRM of 1 channel,ES-
468.2 > 422.9
3.485e+005

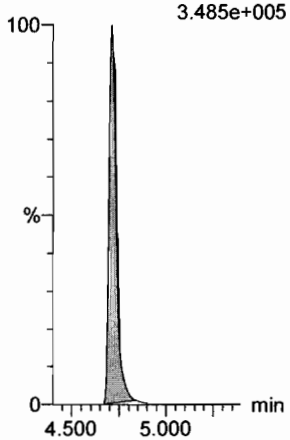

Dataset: F:\Projects\PFAS.PRO\Results\180927M1\180927M1-CRV.qld

Last Altered: Thursday, September 27, 2018 14:49:27 Pacific Daylight Time
Printed: Thursday, September 27, 2018 14:49:45 Pacific Daylight Time

Name: 180927M2_6, Date: 27-Sep-2018, Time: 13:05:47, ID: ST180927M2-5 PFC CS2 18I1705, Description: PFC CS2 18I1705

PFOSA
F30:MRM of 2 channels,ES-
497.9 > 77.9
4.258e+004

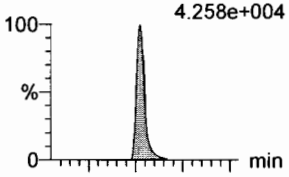

F30:MRM of 2 channels,ES-
497.9 > 169
2.135e+003

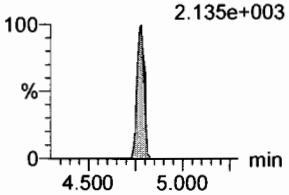

L-PFOS
F32:MRM of 2 channels,ES-
498.9 > 79.9
2.193e+004

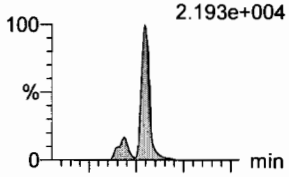

F32:MRM of 2 channels,ES-
498.9 > 99
1.240e+004

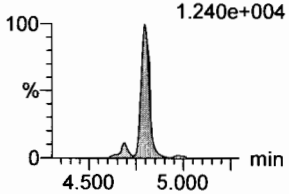

PFDA
F37:MRM of 2 channels,ES-
513 > 468.8
1.573e+005

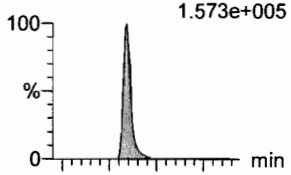

F37:MRM of 2 channels,ES-
513 > 219
2.797e+004

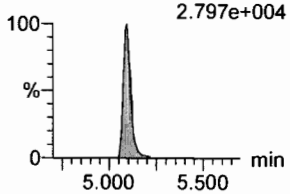

8:2 FTS
F42:MRM of 2 channels,ES-
527 > 506.9
3.168e+004

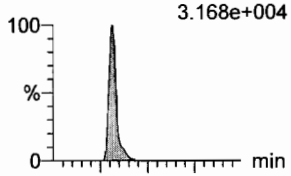

F42:MRM of 2 channels,ES-
527 > 80
1.245e+004

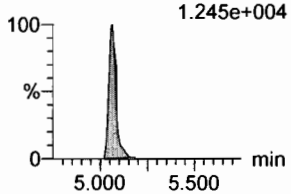

PFNS
F45:MRM of 2 channels,ES-
549.1 > 80.1
1.718e+004

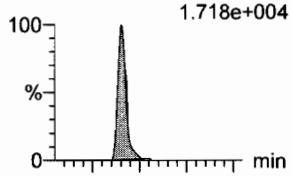

F45:MRM of 2 channels,ES-
549.1 > 99.1
1.161e+004

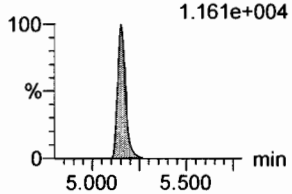

L-MeFOSAA
F48:MRM of 2 channels,ES-
570 > 419
5.574e+004

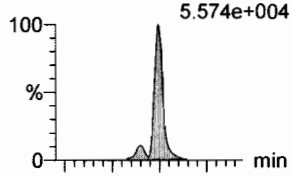

F48:MRM of 2 channels,ES-
570. > 512
2.431e+004

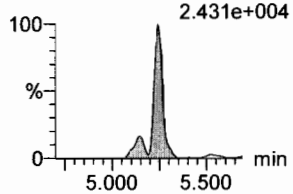

13C8-PFOSA
F34:MRM of 1 channel,ES-
506.1 > 77.7
1.054e+005

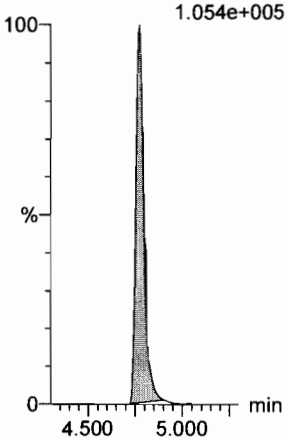

13C8-PFOS
F35:MRM of 1 channel,ES-
507.0 > 79.9
6.934e+004

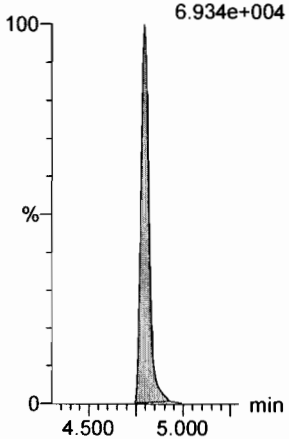

13C2-PFDA
F38:MRM of 1 channel,ES-
515.1 > 469.9
3.468e+005

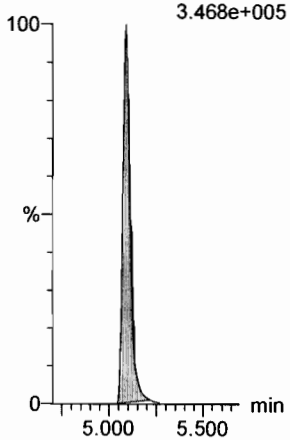

13C2-8:2 FTS
F43:MRM of 1 channel,ES-
529.1 > 508.7
5.215e+004

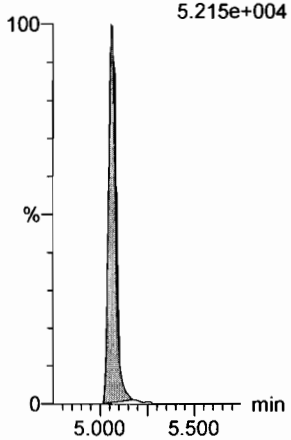

13C8-PFOS
F35:MRM of 1 channel,ES-
507.0 > 79.9
6.934e+004

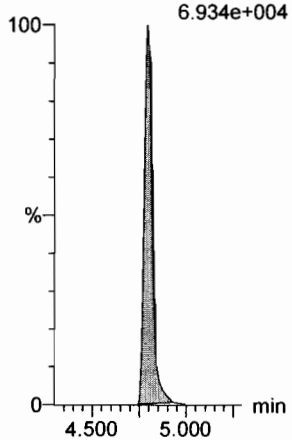

d3-N-MeFOSAA
F50:MRM of 1 channel,ES-
573.3 > 419
1.282e+005

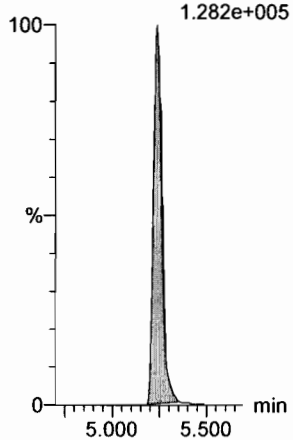

Dataset: F:\Projects\PFAS.PRO\Results\180927M1\180927M1-CRV.qld

Last Altered: Thursday, September 27, 2018 14:49:27 Pacific Daylight Time
Printed: Thursday, September 27, 2018 14:49:45 Pacific Daylight Time

Name: 180927M2_6, Date: 27-Sep-2018, Time: 13:05:47, ID: ST180927M2-5 PFC CS2 18I1705, Description: PFC CS2 18I1705

L-EtFOSAA

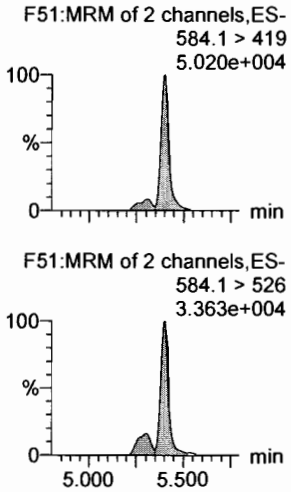

PFDoA

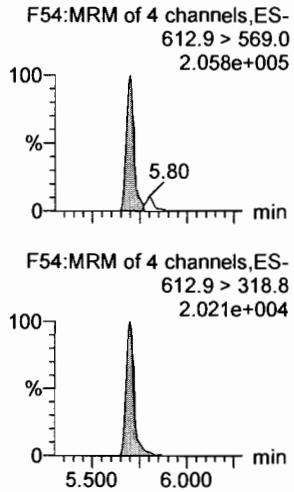

PFDS

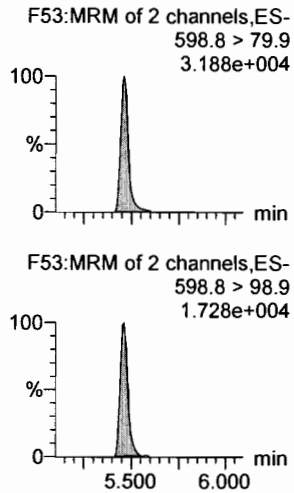

PFUdA

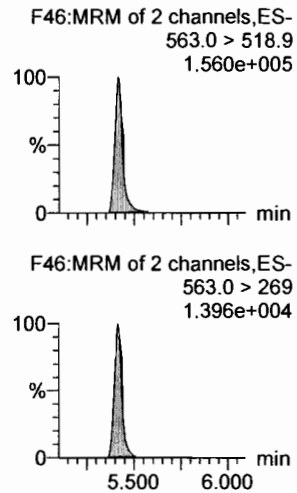

N-MeFOSA

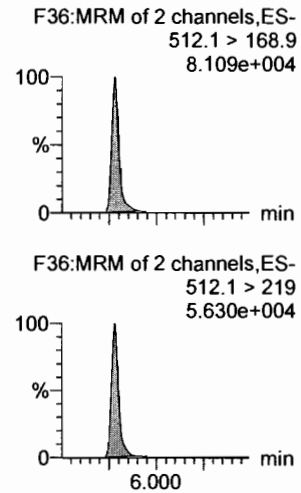

PFTrDA

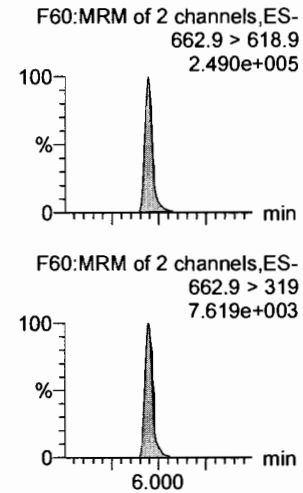

d5-N-EtFOSAA

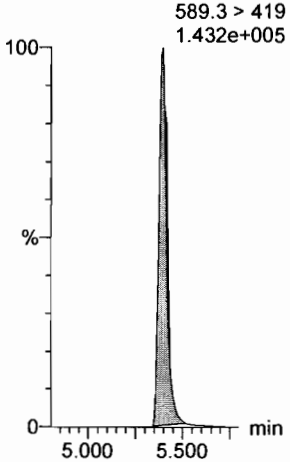

13C2-PFDoA

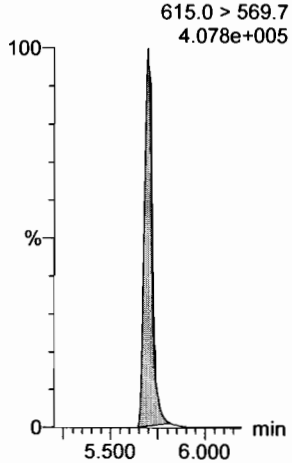

13C8-PFOS

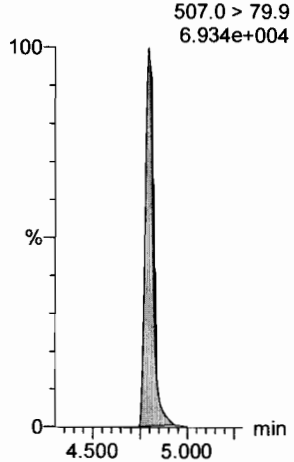

13C2-PFUdA

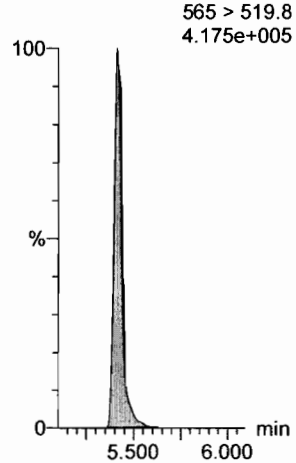

d3-N-MeFOSA

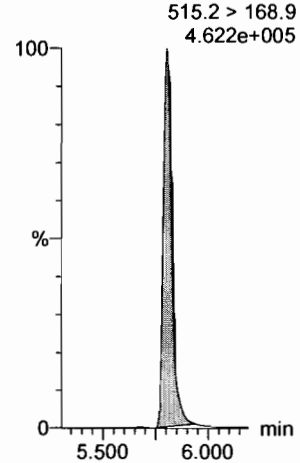

13C2-PFDoA

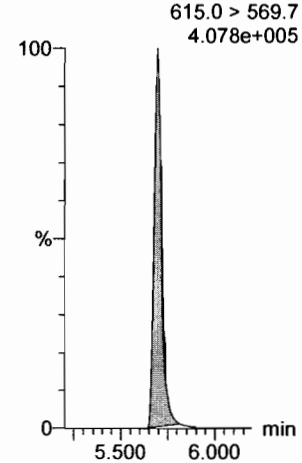

Dataset: F:\Projects\PFAS.PRO\Results\180927M1\180927M1-CRV.qld

Last Altered: Thursday, September 27, 2018 14:49:27 Pacific Daylight Time
Printed: Thursday, September 27, 2018 14:49:45 Pacific Daylight Time

Name: 180927M2_6, Date: 27-Sep-2018, Time: 13:05:47, ID: ST180927M2-5 PFC CS2 18I1705, Description: PFC CS2 18I1705

PFTeDA
F61:MRM of 2 channels,ES-
712.8 > 669.0
2.464e+005

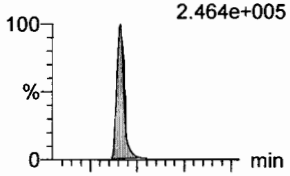

F61:MRM of 2 channels,ES-
712.8 > 368.9
1.705e+004

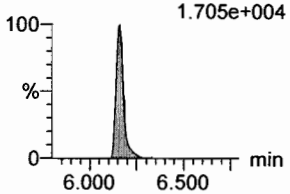

N-EtFOSA
F41:MRM of 2 channels,ES-
526.1 > 168.9
8.215e+004

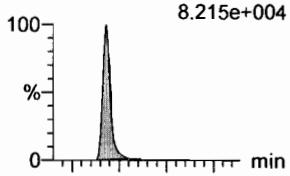

F41:MRM of 2 channels,ES-
526.1 > 219
5.085e+004

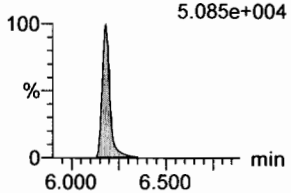

PFHxDA
F63:MRM of 2 channels,ES-
813.1 > 768.6
1.254e+005

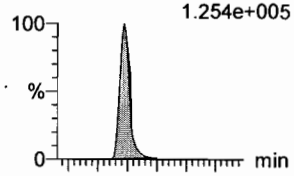

F63:MRM of 2 channels,ES-
813.1 > 219
3.815e+003

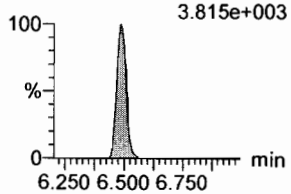

PFODA
F65:MRM of 1 channel,ES-
913.1 > 868.8
2.170e+005

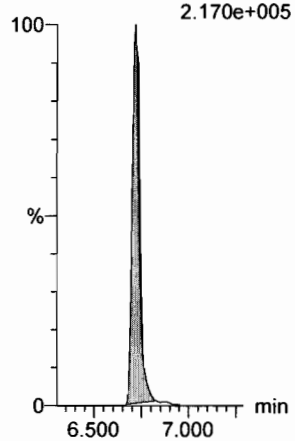

N-MeFOSE
F56:MRM of 1 channel,ES-
616.1 > 58.9
5.258e+004

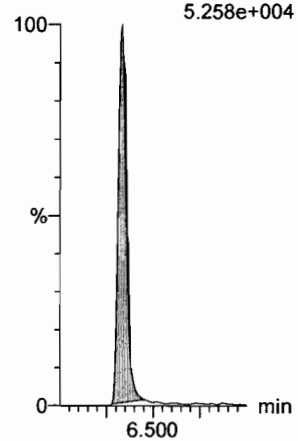

N-EtFOSE
F58:MRM of 1 channel,ES-
630.1 > 58.9
6.050e+004

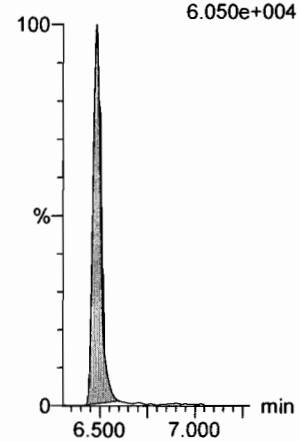

13C2-PFTeDA
F62:MRM of 2 channels,ES-
714.8 > 669.6
3.389e+005

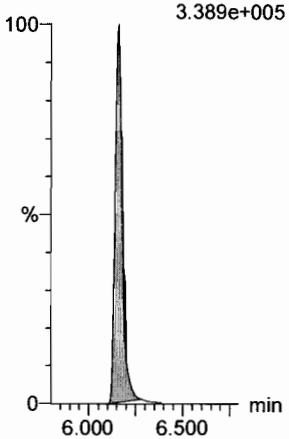

d5-N-ETFOSA
F44:MRM of 1 channel,ES-
531.1 > 168.9
5.530e+005

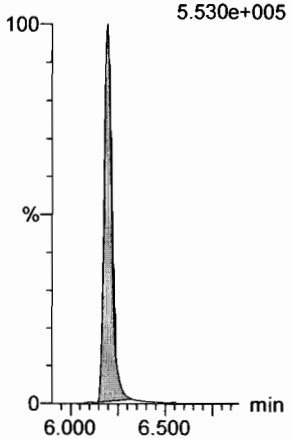

13C2-PFHxDA
F64:MRM of 1 channel,ES-
815 > 769.7
2.067e+005

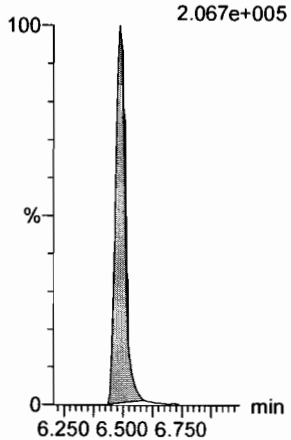

13C2-PFHxDA
F64:MRM of 1 channel,ES-
815 > 769.7
2.067e+005

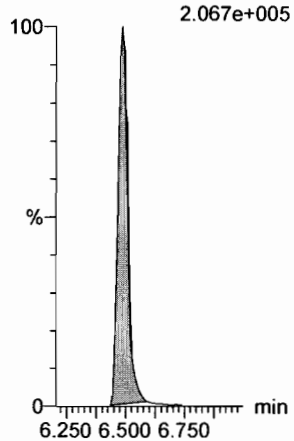

d7-N-MeFOSE
F57:MRM of 1 channel,ES-
623.1 > 58.9
3.557e+005

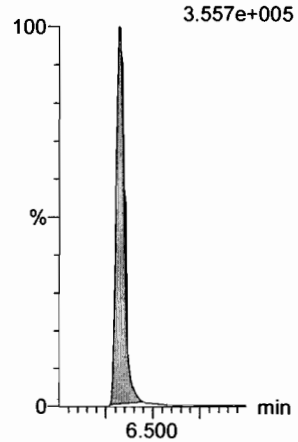

d9-N-EtFOSE
F59:MRM of 1 channel,ES-
639.2 > 58.8
3.765e+005

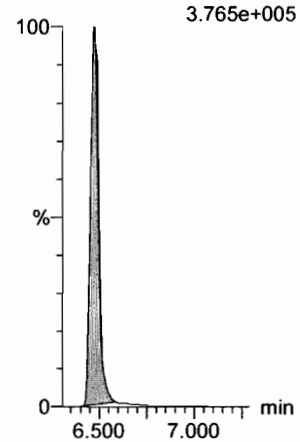

Dataset: F:\Projects\PFAS.PRO\Results\180927M1\180927M1-CRV.qld

Last Altered: Thursday, September 27, 2018 14:49:27 Pacific Daylight Time
Printed: Thursday, September 27, 2018 14:49:45 Pacific Daylight Time

Name: 180927M2_6, Date: 27-Sep-2018, Time: 13:05:47, ID: ST180927M2-5 PFC CS2 18I1705, Description: PFC CS2 18I1705

13C4-PFBA

F4:MRM of 1 channel,ES-
217. > 172
1.016e+005

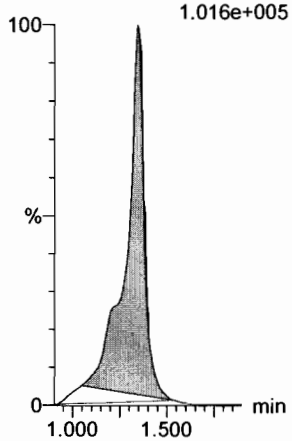

13C5-PFHxA

F11:MRM of 1 channel,ES-
318 > 272.9
4.005e+005

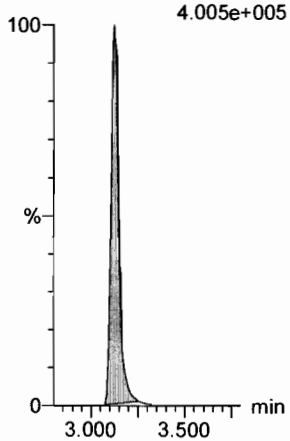

13C3-PFHxS

F19:MRM of 1 channel,ES-
401.8 > 79.9
7.896e+004

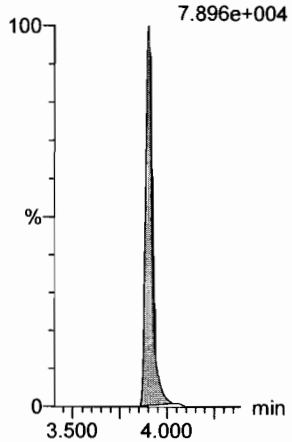

13C8-PFOA

F23:MRM of 1 channel,ES-
420.9 > 376
5.711e+005

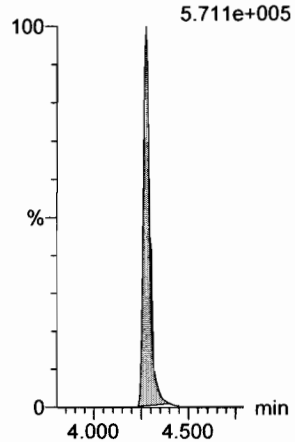

13C9-PFNA

F29:MRM of 1 channel,ES-
472.2 > 426.9
3.773e+005

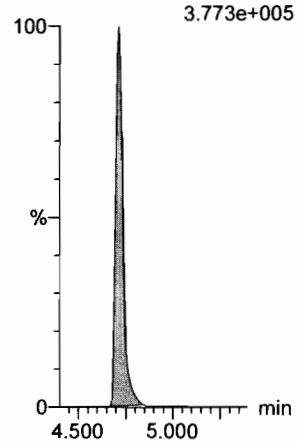

13C4-PFOS

F33:MRM of 1 channel,ES-
503 > 79.9
7.260e+004

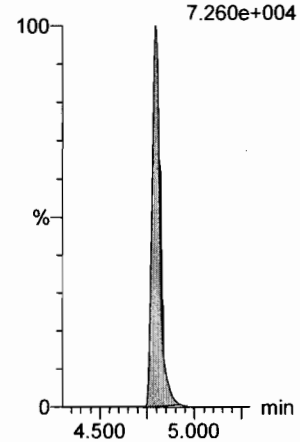

13C6-PFDA

F40:MRM of 1 channel,ES-
519.1 > 473.7
2.761e+005

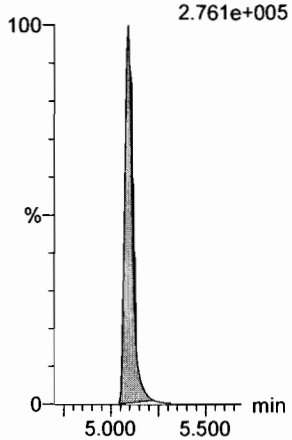

13C7-PFUdA

F49:MRM of 1 channel,ES-
570.1 > 524.8
4.256e+005

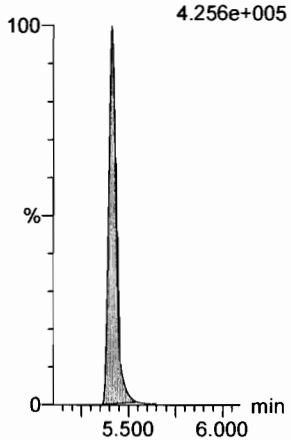

Dataset: F:\Projects\PFAS.PRO\Results\180927M1\180927M1-CRV.qld

Last Altered: Thursday, September 27, 2018 14:49:27 Pacific Daylight Time
Printed: Thursday, September 27, 2018 14:49:45 Pacific Daylight Time

Name: 180927M2_7, Date: 27-Sep-2018, Time: 13:16:25, ID: ST180927M2-6 PFC CS3 18I1706, Description: PFC CS3 18I1706

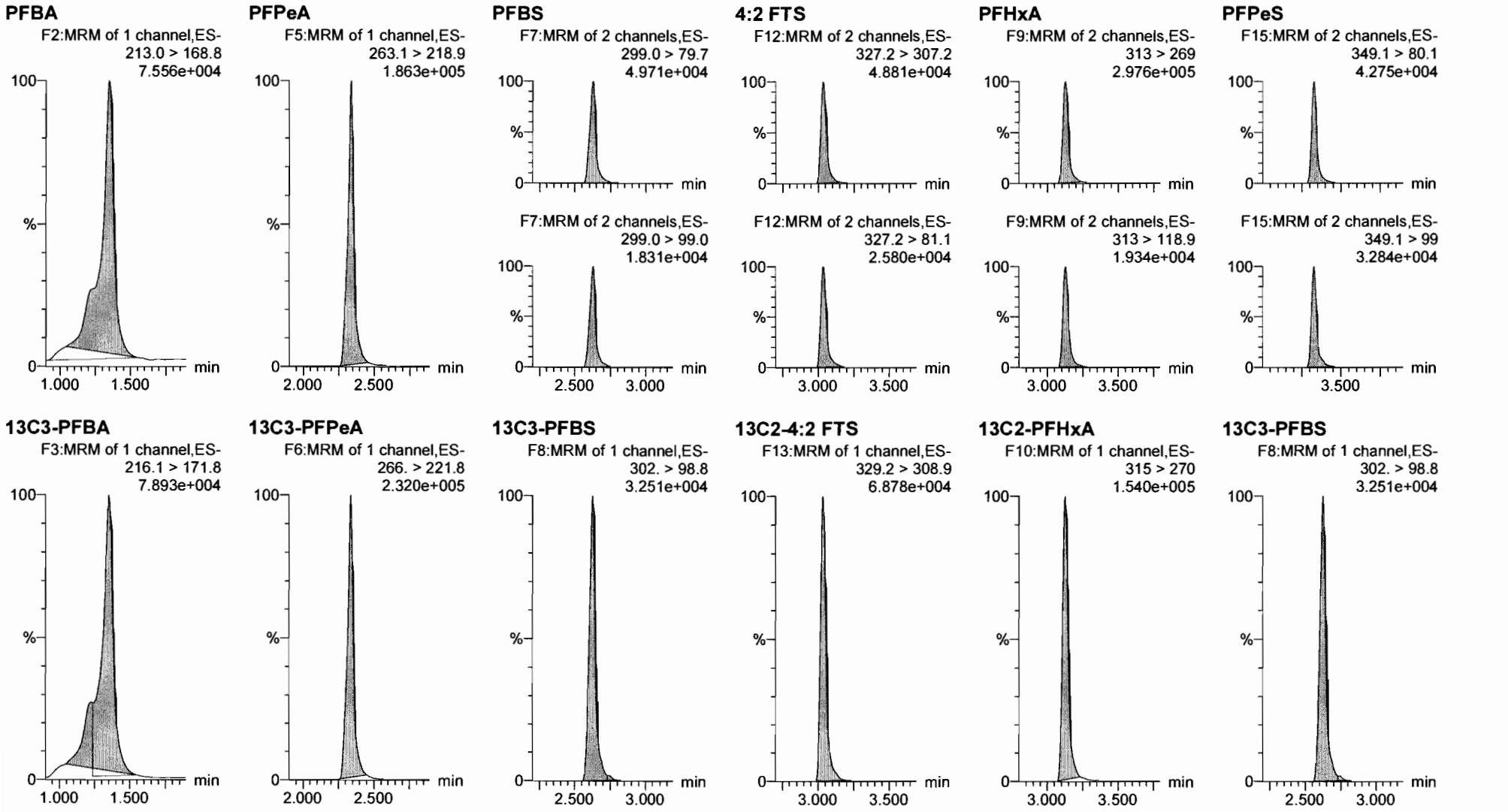

Dataset: F:\Projects\PFAS.PRO\Results\180927M1\180927M1-CRV.qld

Last Altered: Thursday, September 27, 2018 14:49:27 Pacific Daylight Time
Printed: Thursday, September 27, 2018 14:49:45 Pacific Daylight Time

Name: 180927M2_7, Date: 27-Sep-2018, Time: 13:16:25, ID: ST180927M2-6 PFC CS3 18I1706, Description: PFC CS3 18I1706

6:2 FTS

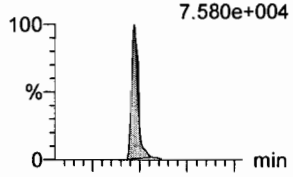

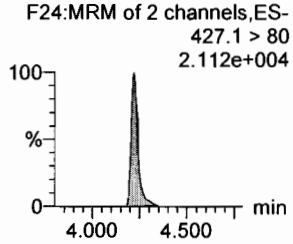

PFHpA

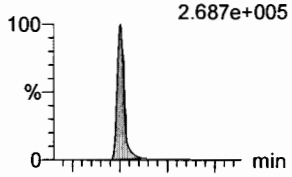

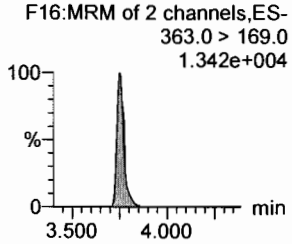

L-PFHxS

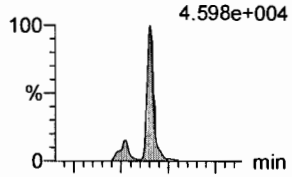

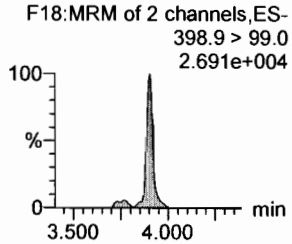

L-PFOA

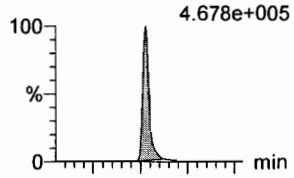

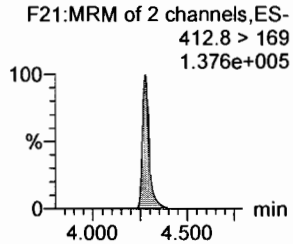

PFHpS

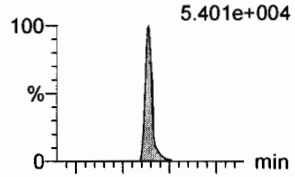

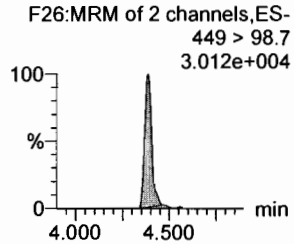

PFNA

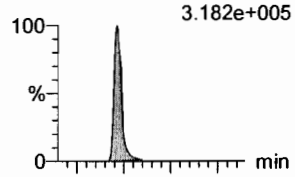

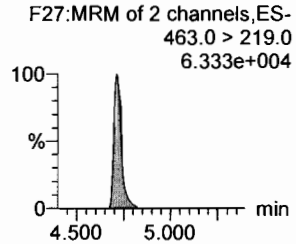

13C2-6:2 FTS

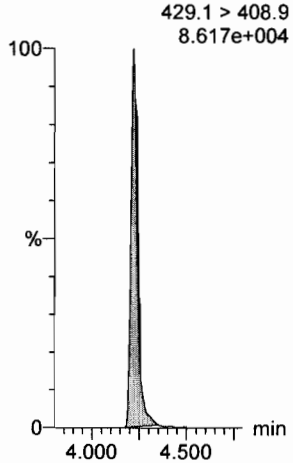

13C4-PFHpA

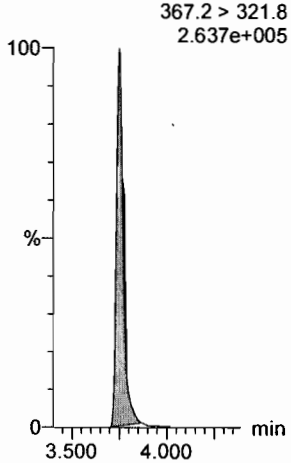

18O2-PFHxS

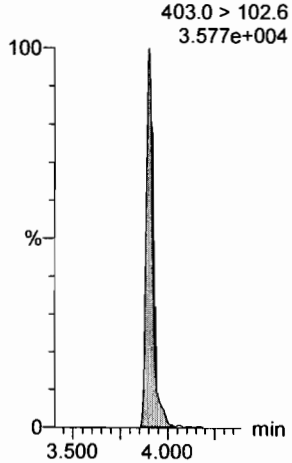

13C2-PFOA

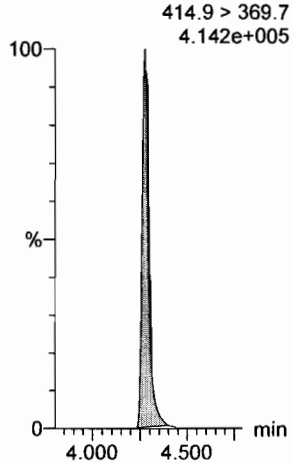

13C8-PFOS

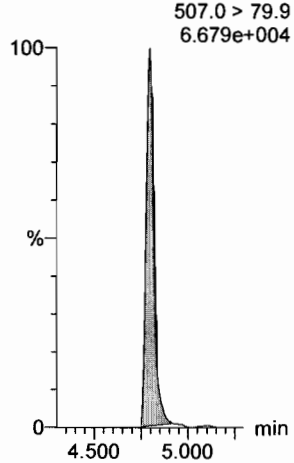

13C5-PFNA

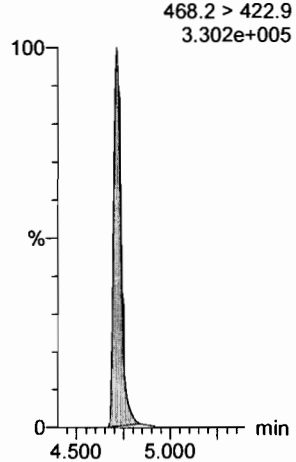

Dataset: F:\Projects\PFAS.PRO\Results\180927M1\180927M1-CRV.qld

Last Altered: Thursday, September 27, 2018 14:49:27 Pacific Daylight Time
Printed: Thursday, September 27, 2018 14:49:45 Pacific Daylight Time

Name: 180927M2_7, Date: 27-Sep-2018, Time: 13:16:25, ID: ST180927M2-6 PFC CS3 18I1706, Description: PFC CS3 18I1706

PFOSA
F30:MRM of 2 channels,ES-
497.9 > 77.9
8.760e+004

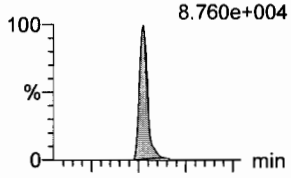

L-PFOS
F32:MRM of 2 channels,ES-
498.9 > 79.9
4.672e+004

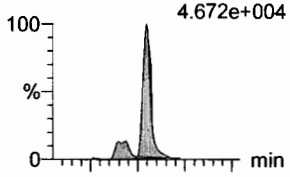

PFDA
F37:MRM of 2 channels,ES-
513 > 468.8
3.385e+005

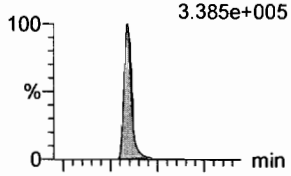

8:2 FTS
F42:MRM of 2 channels,ES-
527 > 506.9
6.385e+004

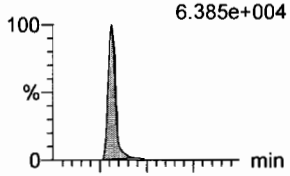

PFNS
F45:MRM of 2 channels,ES-
549.1 > 80.1
3.976e+004

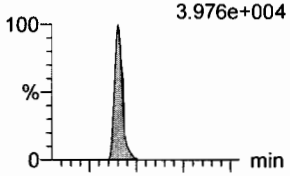

L-MeFOSAA
F48:MRM of 2 channels,ES-
570 > 419
1.320e+005

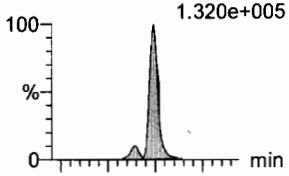

F30:MRM of 2 channels,ES-
497.9 > 169
2.298e+003

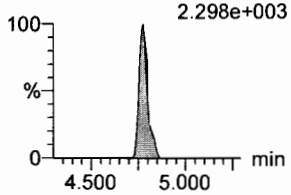

F32:MRM of 2 channels,ES-
498.9 > 99
2.484e+004

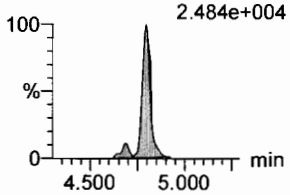

F37:MRM of 2 channels,ES-
513 > 219
5.476e+004

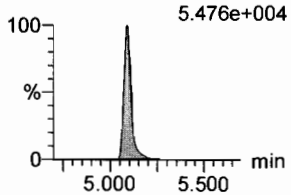

F42:MRM of 2 channels,ES-
527 > 80
2.473e+004

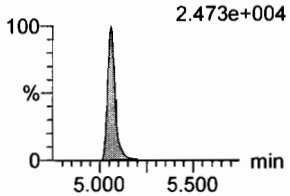

F45:MRM of 2 channels,ES-
549.1 > 99.1
2.483e+004

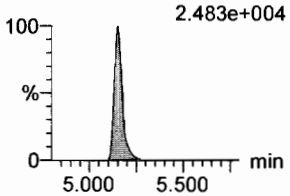

F48:MRM of 2 channels,ES-
570. > 512
4.707e+004

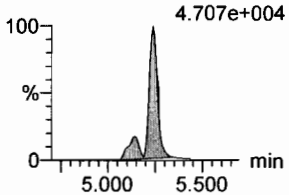

13C8-PFOSA
F34:MRM of 1 channel,ES-
506.1 > 77.7
1.054e+005

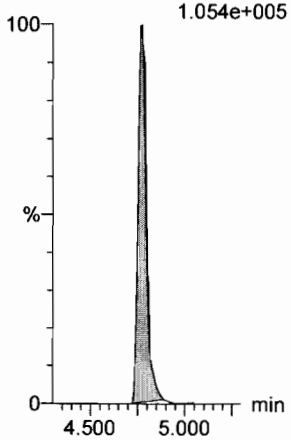

13C8-PFOS
F35:MRM of 1 channel,ES-
507.0 > 79.9
6.679e+004

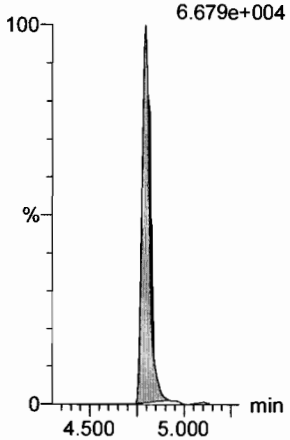

13C2-PFDA
F38:MRM of 1 channel,ES-
515.1 > 469.9
3.123e+005

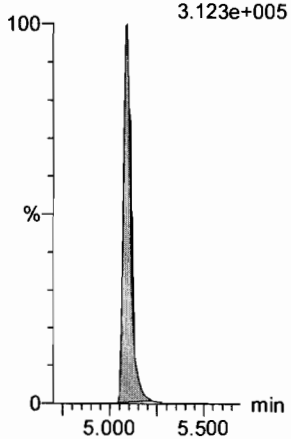

13C2-8:2 FTS
F43:MRM of 1 channel,ES-
529.1 > 508.7
5.327e+004

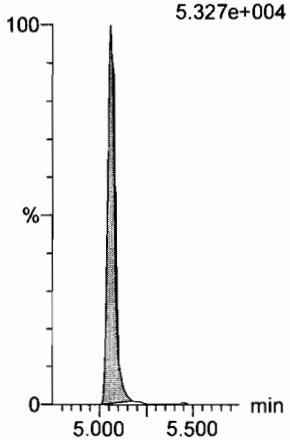

13C8-PFOS
F35:MRM of 1 channel,ES-
507.0 > 79.9
6.679e+004

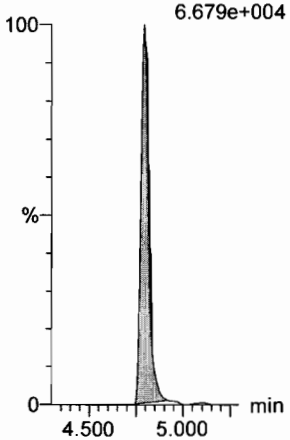

d3-N-MeFOSAA
F50:MRM of 1 channel,ES-
573.3 > 419
1.255e+005

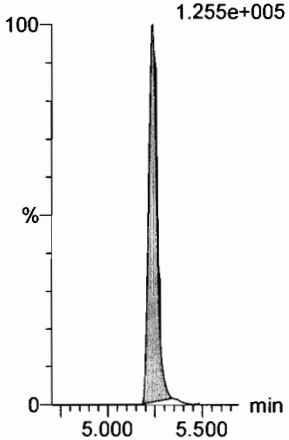

Dataset: F:\Projects\PFAS.PRO\Results\180927M1\180927M1-CRV.qld

Last Altered: Thursday, September 27, 2018 14:49:27 Pacific Daylight Time
Printed: Thursday, September 27, 2018 14:49:45 Pacific Daylight Time

Name: 180927M2_7, Date: 27-Sep-2018, Time: 13:16:25, ID: ST180927M2-6 PFC CS3 18I1706, Description: PFC CS3 18I1706

L-EtFOSAA

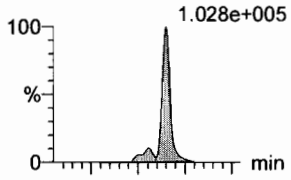

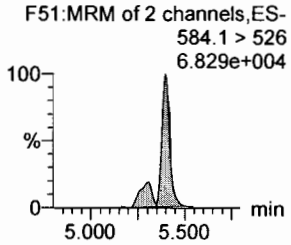

PFDoA

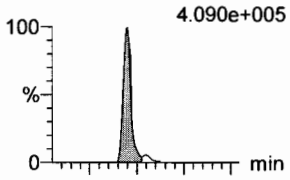

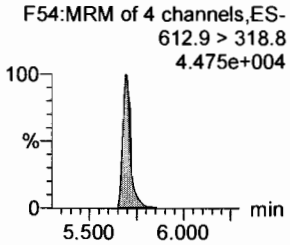

PFDS

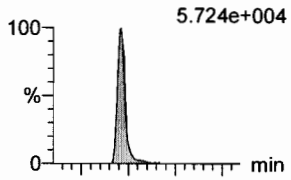

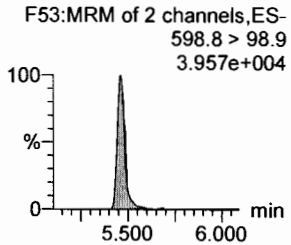

PFUdA

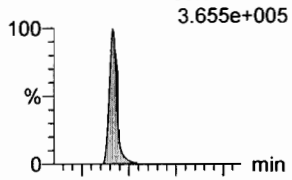

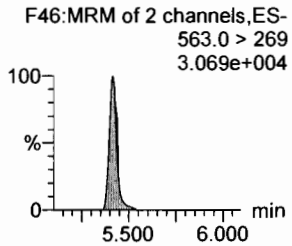

N-MeFOSA

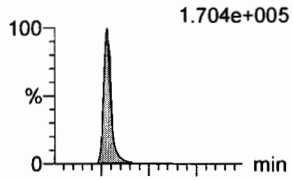

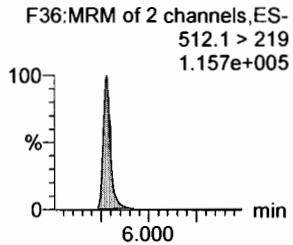

PFTrDA

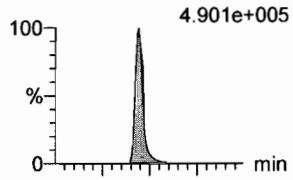

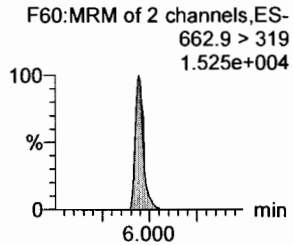

d5-N-EtFOSAA

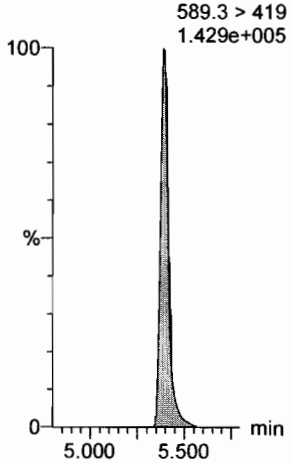

13C2-PFDoA

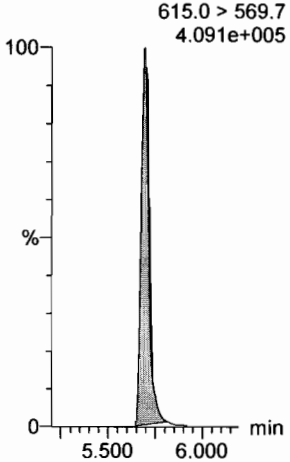

13C8-PFOS

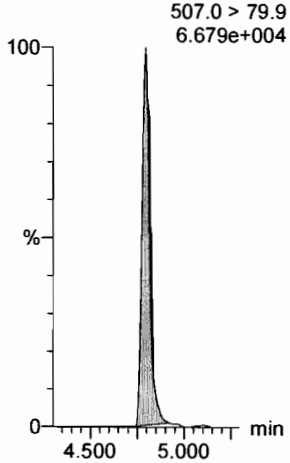

13C2-PFUdA

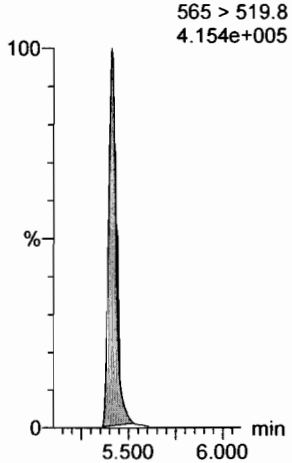

d3-N-MeFOSA

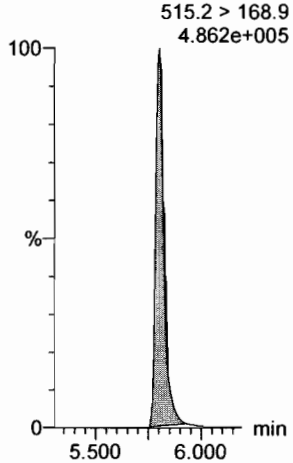

13C2-PFDoA

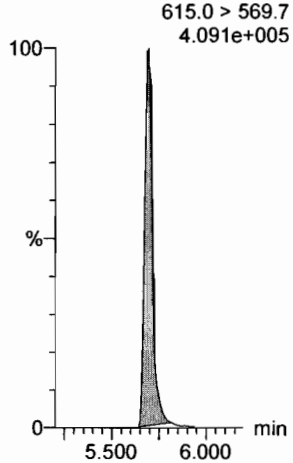

Dataset: F:\Projects\PFAS.PRO\Results\180927M1\180927M1-CRV.qld

Last Altered: Thursday, September 27, 2018 14:49:27 Pacific Daylight Time
Printed: Thursday, September 27, 2018 14:49:45 Pacific Daylight Time

Name: 180927M2_7, Date: 27-Sep-2018, Time: 13:16:25, ID: ST180927M2-6 PFC CS3 18I1706, Description: PFC CS3 18I1706

PFTeDA

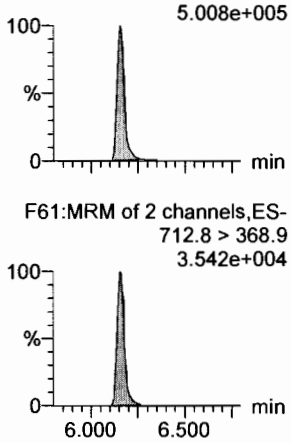

N-EtFOSA

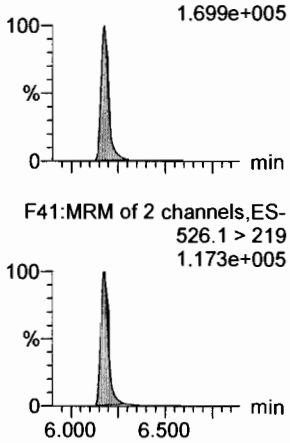

PFHxDA

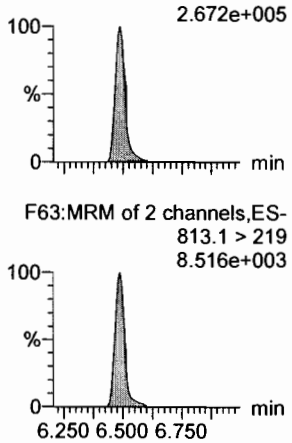

PFODA

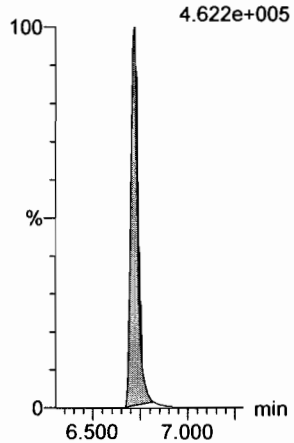

N-MeFOSE

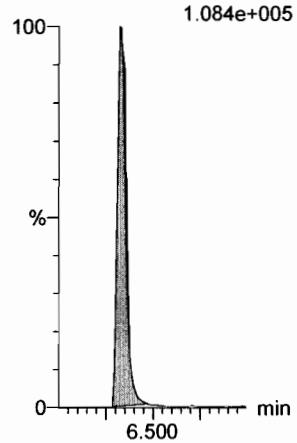

N-EtFOSE

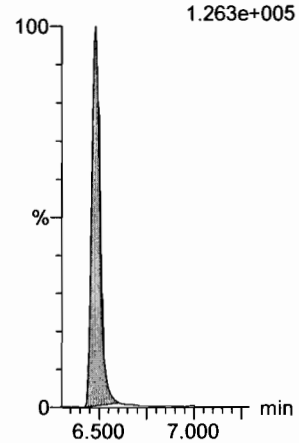

13C2-PFTeDA

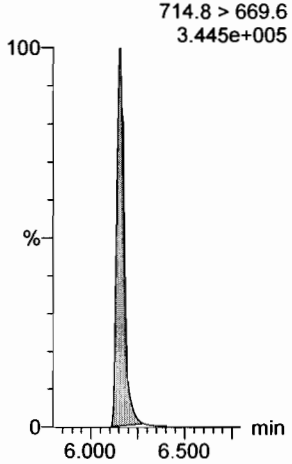

d5-N-ETFOSA

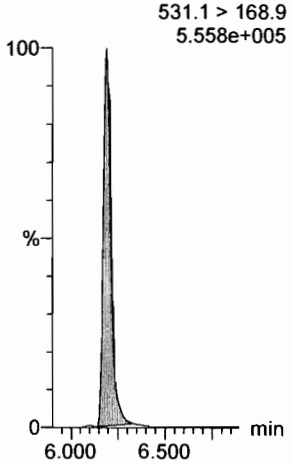

13C2-PFHxDA

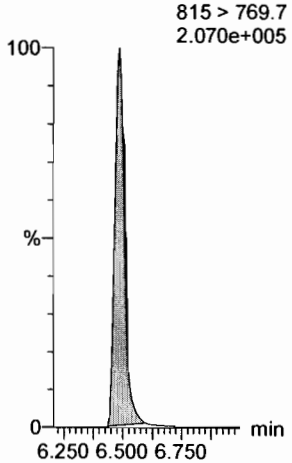

13C2-PFHxDA

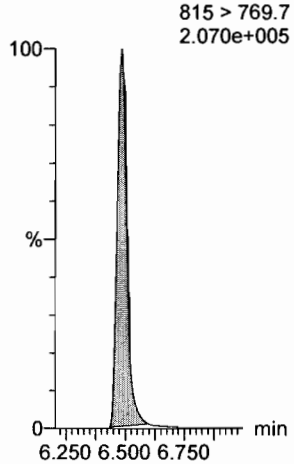

d7-N-MeFOSE

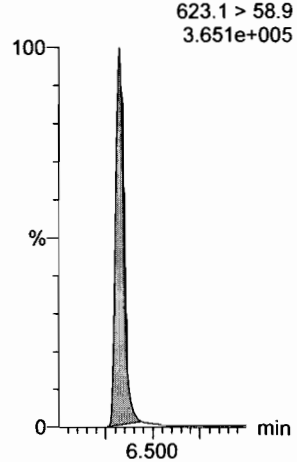

d9-N-EtFOSE

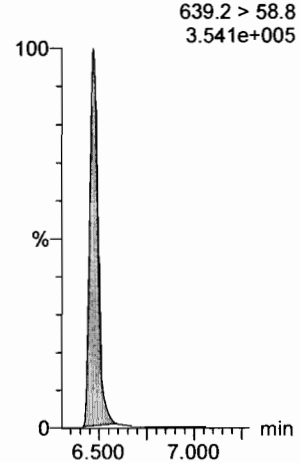

Dataset: F:\Projects\PFAS.PRO\Results\180927M1\180927M1-CRV.qld

Last Altered: Thursday, September 27, 2018 14:49:27 Pacific Daylight Time
Printed: Thursday, September 27, 2018 14:49:45 Pacific Daylight Time

Name: 180927M2_7, Date: 27-Sep-2018, Time: 13:16:25, ID: ST180927M2-6 PFC CS3 18I1706, Description: PFC CS3 18I1706

13C4-PFBA

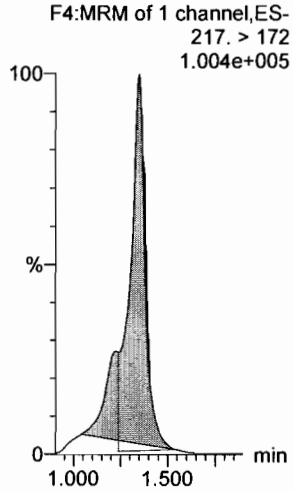

13C5-PFHxA

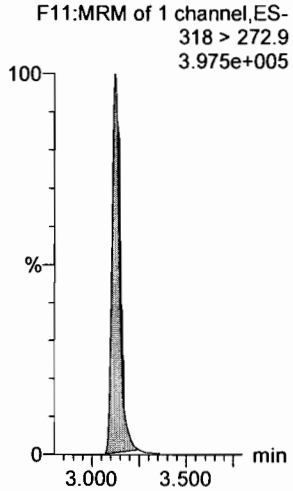

13C3-PFHxS

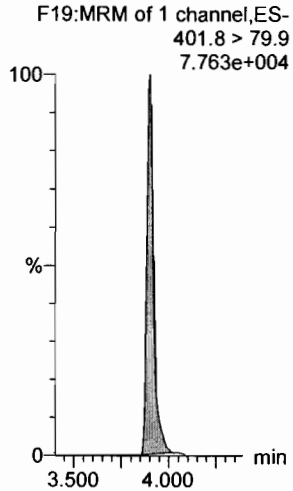

13C8-PFOA

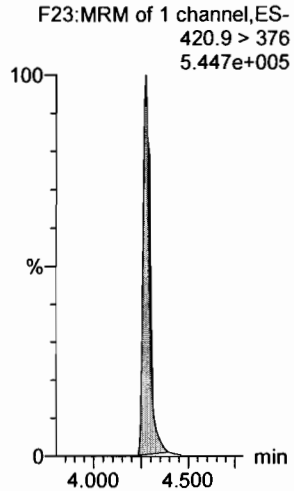

13C9-PFNA

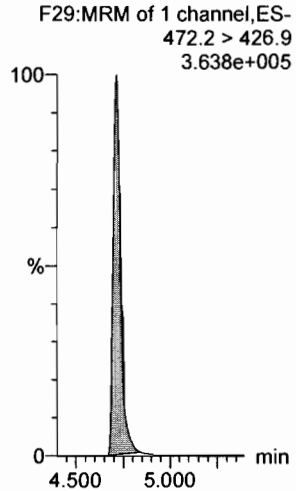

13C4-PFOS

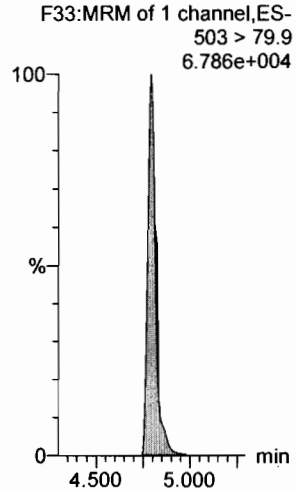

13C6-PFDA

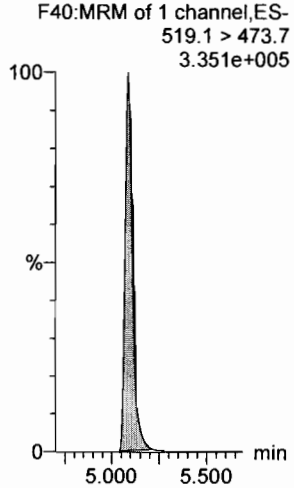

13C7-PFUdA

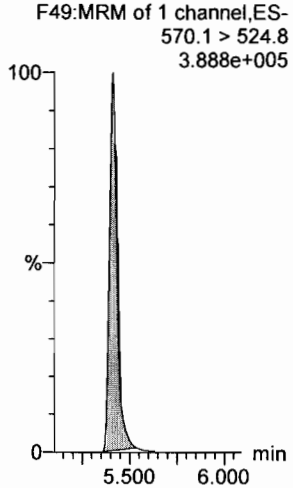

Dataset: F:\Projects\PFAS.PRO\Results\180927M1\180927M1-CRV.qld

Last Altered: Thursday, September 27, 2018 14:49:27 Pacific Daylight Time
Printed: Thursday, September 27, 2018 14:49:45 Pacific Daylight Time

Name: 180927M2_8, Date: 27-Sep-2018, Time: 13:26:57, ID: ST180927M2-7 PFC CS4 18I1707, Description: PFC CS4 18I1707

PFBA
F2:MRM of 1 channel,ES-
213.0 > 168.8
3.632e+005

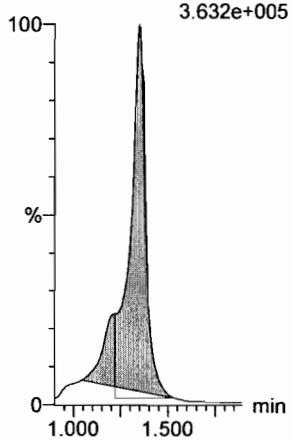

PFPeA
F5:MRM of 1 channel,ES-
263.1 > 218.9
8.895e+005

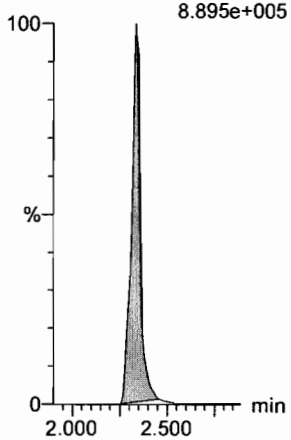

PFBS
F7:MRM of 2 channels,ES-
299.0 > 79.7
2.473e+005

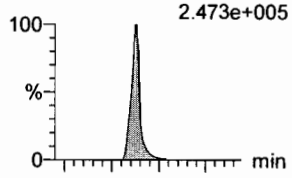

F7:MRM of 2 channels,ES-
299.0 > 99.0
8.502e+004

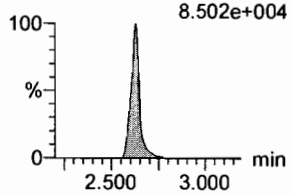

4:2 FTS
F12:MRM of 2 channels,ES-
327.2 > 307.2
2.402e+005

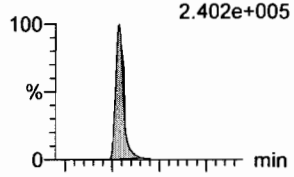

F12:MRM of 2 channels,ES-
327.2 > 81.1
1.231e+005

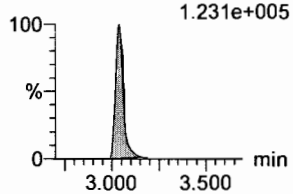

PFHxA
F9:MRM of 2 channels,ES-
313 > 269
1.457e+006

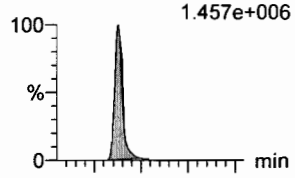

F9:MRM of 2 channels,ES-
313 > 118.9
9.231e+004

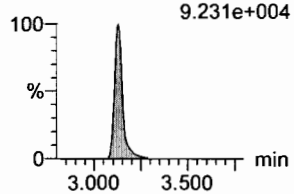

PFPeS
F15:MRM of 2 channels,ES-
349.1 > 80.1
2.142e+005

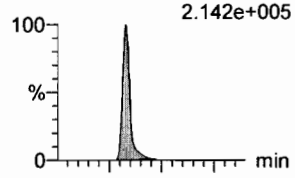

F15:MRM of 2 channels,ES-
349.1 > 99
1.598e+005

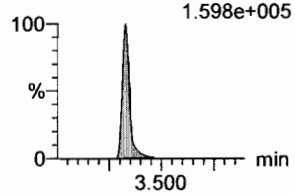

13C3-PFBA
F3:MRM of 1 channel,ES-
216.1 > 171.8
7.854e+004

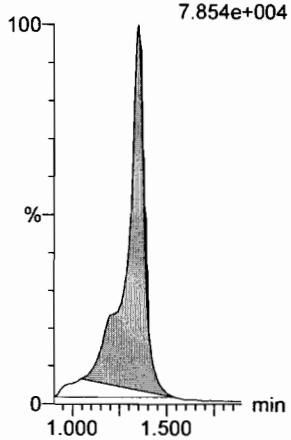

13C3-PFPeA
F6:MRM of 1 channel,ES-
266. > 221.8
2.257e+005

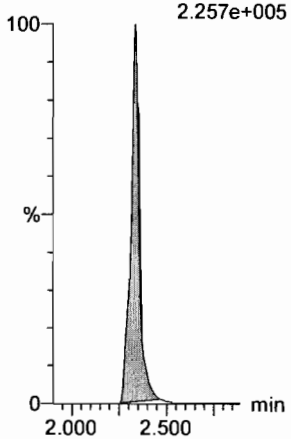

13C3-PFBS
F8:MRM of 1 channel,ES-
302. > 98.8
3.287e+004

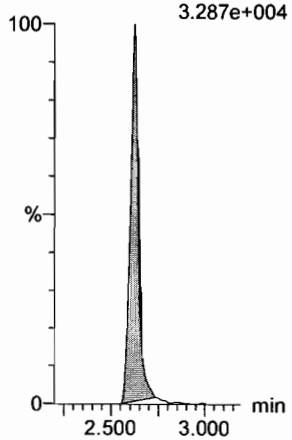

13C2-4:2 FTS
F13:MRM of 1 channel,ES-
329.2 > 308.9
7.391e+004

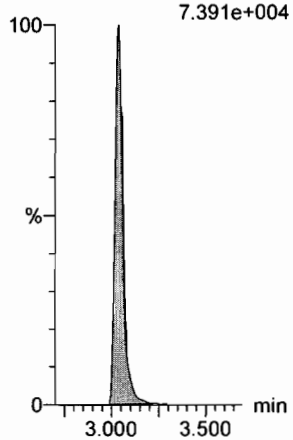

13C2-PFHxA
F10:MRM of 1 channel,ES-
315 > 270
1.576e+005

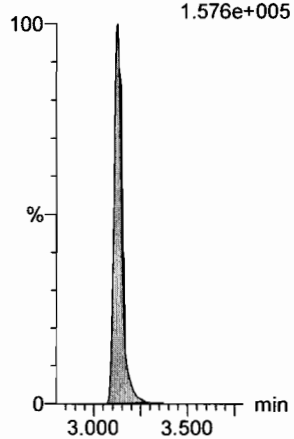

13C3-PFBS
F8:MRM of 1 channel,ES-
302. > 98.8
3.287e+004

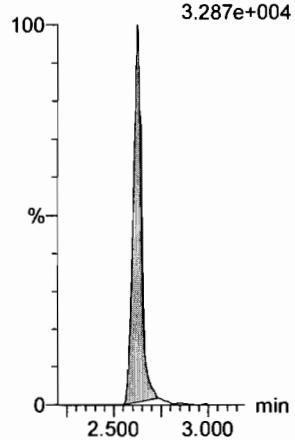

Dataset: F:\Projects\PFAS.PRO\Results\180927M1\180927M1-CRV.qld

Last Altered: Thursday, September 27, 2018 14:49:27 Pacific Daylight Time
Printed: Thursday, September 27, 2018 14:49:45 Pacific Daylight Time

Name: 180927M2_8, Date: 27-Sep-2018, Time: 13:26:57, ID: ST180927M2-7 PFC CS4 18I1707, Description: PFC CS4 18I1707

6:2 FTS

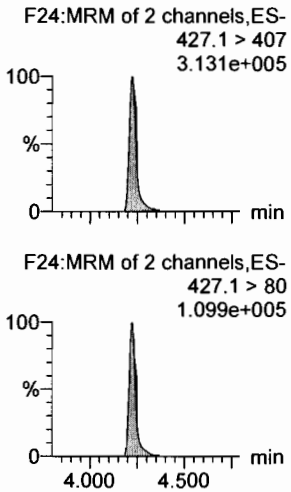

PFHpA

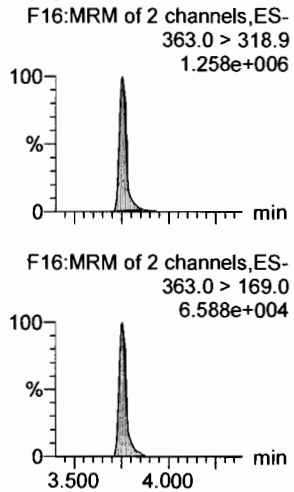

L-PFHxS

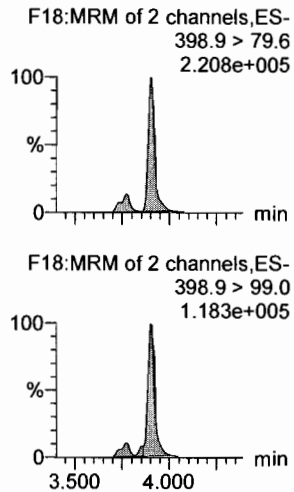

L-PFOA

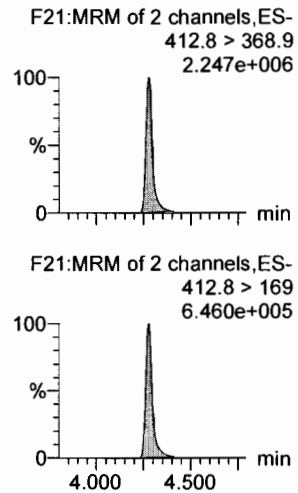

PFHpS

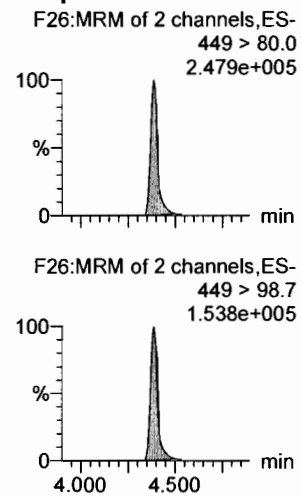

PFNA

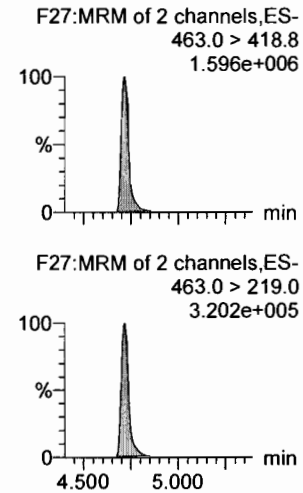

13C2-6:2 FTS

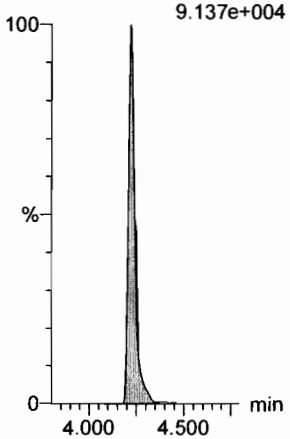

13C4-PFHpA

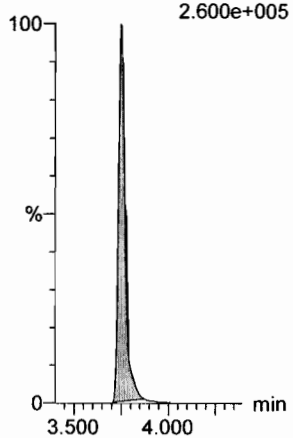

18O2-PFHxS

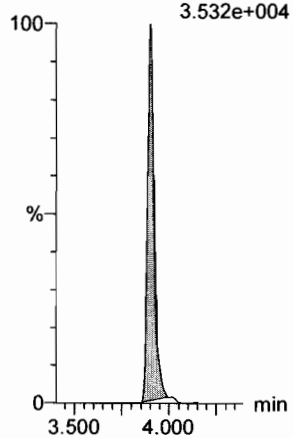

13C2-PFOA

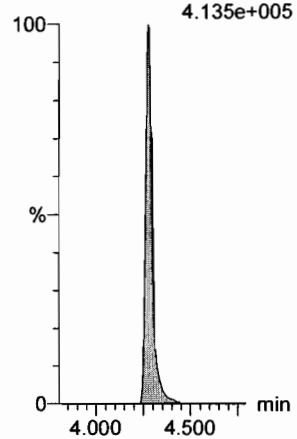

13C8-PFOS

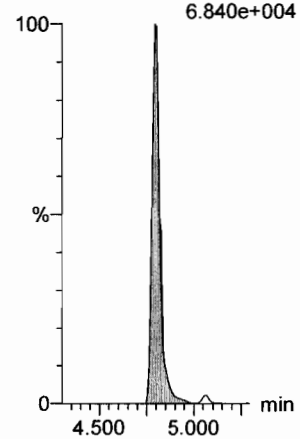

13C5-PFNA

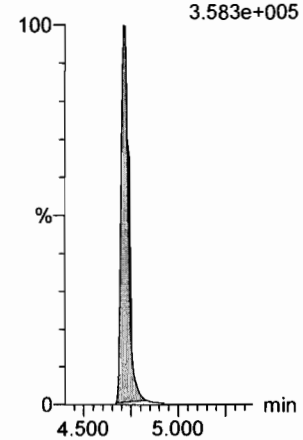

Dataset: F:\Projects\PFAS.PRO\Results\180927M1\180927M1-CRV.qld

Last Altered: Thursday, September 27, 2018 14:49:27 Pacific Daylight Time
Printed: Thursday, September 27, 2018 14:49:45 Pacific Daylight Time

Name: 180927M2_8, Date: 27-Sep-2018, Time: 13:26:57, ID: ST180927M2-7 PFC CS4 18I1707, Description: PFC CS4 18I1707

PFOSA
F30:MRM of 2 channels,ES-
497.9 > 77.9
4.281e+005

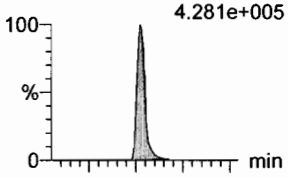

F30:MRM of 2 channels,ES-
497.9 > 169
1.326e+004

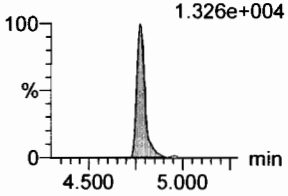

L-PFOS
F32:MRM of 2 channels,ES-
498.9 > 79.9
2.092e+005

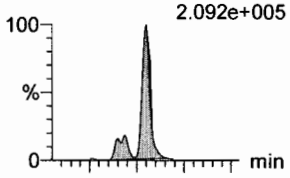

F32:MRM of 2 channels,ES-
498.9 > 99
1.242e+005

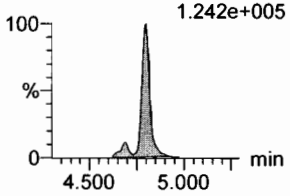

PFDA
F37:MRM of 2 channels,ES-
513 > 468.8
1.578e+006

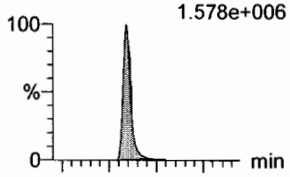

F37:MRM of 2 channels,ES-
513 > 219
2.304e+005

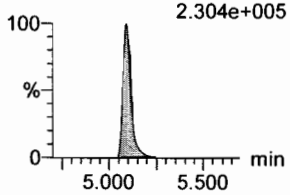

8:2 FTS
F42:MRM of 2 channels,ES-
527 > 506.9
3.010e+005

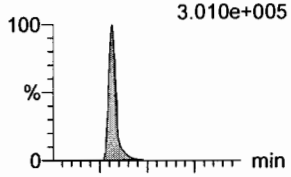

F42:MRM of 2 channels,ES-
527 > 80
1.163e+005

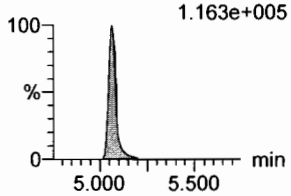

PFNS
F45:MRM of 2 channels,ES-
549.1 > 80.1
1.792e+005

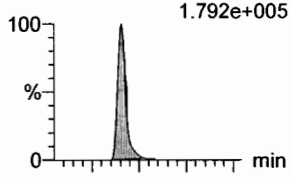

F45:MRM of 2 channels,ES-
549.1 > 99.1
1.177e+005

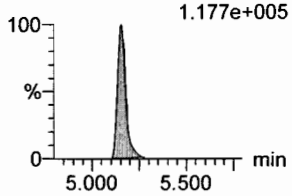

L-MeFOSAA
F48:MRM of 2 channels,ES-
570 > 419
6.299e+005

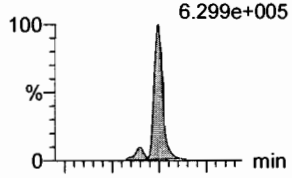

F48:MRM of 2 channels,ES-
570. > 512
2.268e+005

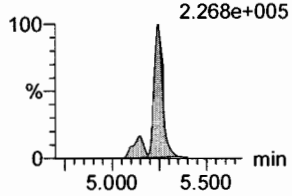

13C8-PFOSA
F34:MRM of 1 channel,ES-
506.1 > 77.7
1.048e+005

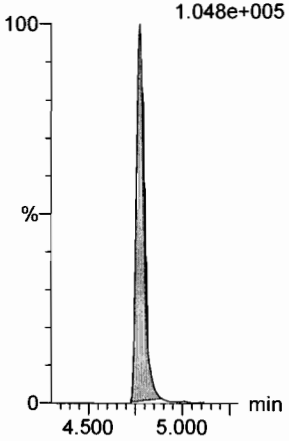

13C8-PFOS
F35:MRM of 1 channel,ES-
507.0 > 79.9
6.840e+004

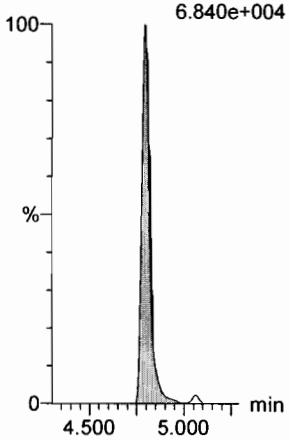

13C2-PFDA
F38:MRM of 1 channel,ES-
515.1 > 469.9
3.117e+005

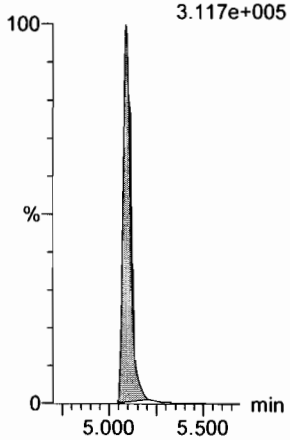

13C2-8:2 FTS
F43:MRM of 1 channel,ES-
529.1 > 508.7
5.744e+004

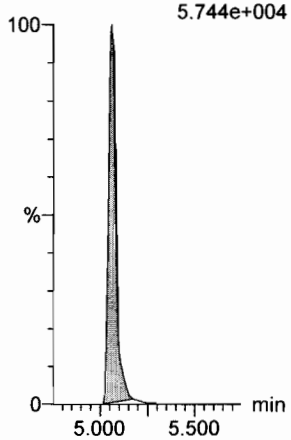

13C8-PFOS
F35:MRM of 1 channel,ES-
507.0 > 79.9
6.840e+004

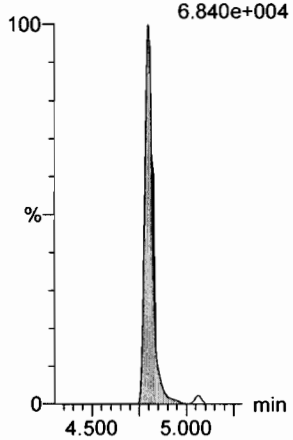

d3-N-MeFOSAA
F50:MRM of 1 channel,ES-
573.3 > 419
1.274e+005

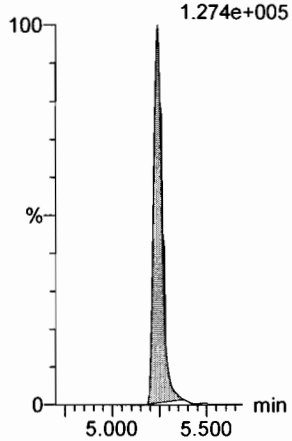

Dataset: F:\Projects\PFAS.PRO\Results\180927M1\180927M1-CRV.qld

Last Altered: Thursday, September 27, 2018 14:49:27 Pacific Daylight Time
Printed: Thursday, September 27, 2018 14:49:45 Pacific Daylight Time

Name: 180927M2_8, Date: 27-Sep-2018, Time: 13:26:57, ID: ST180927M2-7 PFC CS4 18I1707, Description: PFC CS4 18I1707

L-EtFOSAA
F51:MRM of 2 channels,ES-
584.1 > 419
5.117e+005

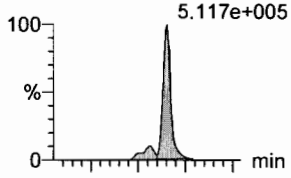

F51:MRM of 2 channels,ES-
584.1 > 526
3.370e+005

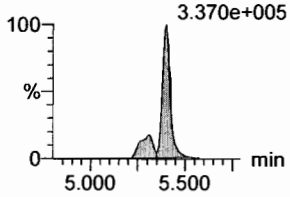

PFDoA
F54:MRM of 4 channels,ES-
612.9 > 569.0
2.047e+006

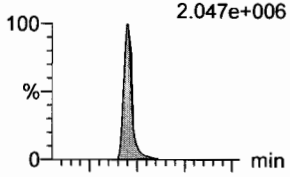

F54:MRM of 4 channels,ES-
612.9 > 318.8
2.123e+005

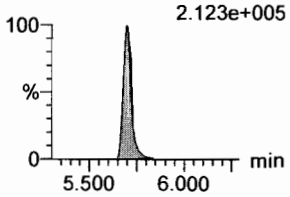

PFDS
F53:MRM of 2 channels,ES-
598.8 > 79.9
3.191e+005

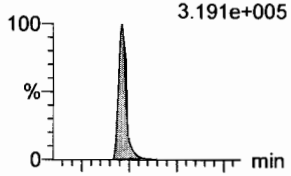

F53:MRM of 2 channels,ES-
598.8 > 98.9
1.877e+005

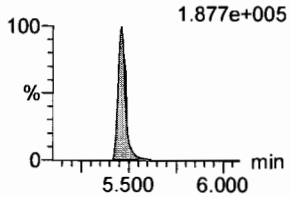

PFUdA
F46:MRM of 2 channels,ES-
563.0 > 518.9
1.663e+006

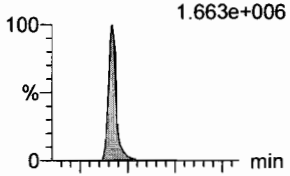

F46:MRM of 2 channels,ES-
563.0 > 269
1.174e+005

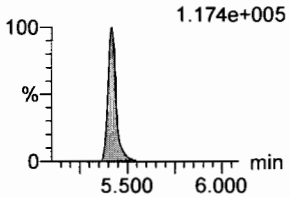

N-MeFOSA
F36:MRM of 2 channels,ES-
512.1 > 168.9
7.940e+005

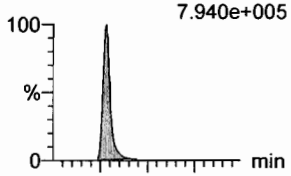

F36:MRM of 2 channels,ES-
512.1 > 219
5.358e+005

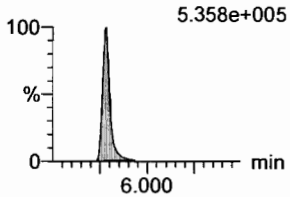

PFTrDA
F60:MRM of 2 channels,ES-
662.9 > 618.9
2.344e+006

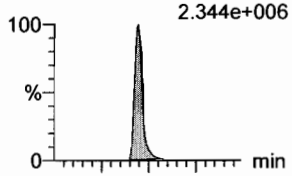

F60:MRM of 2 channels,ES-
662.9 > 319
7.532e+004

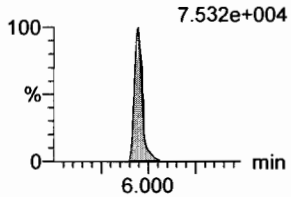

d5-N-EtFOSAA
F52:MRM of 1 channel,ES-
589.3 > 419
1.443e+005

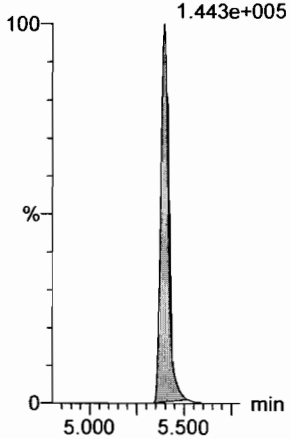

13C2-PFDoA
F55:MRM of 2 channels,ES-
615.0 > 569.7
4.098e+005

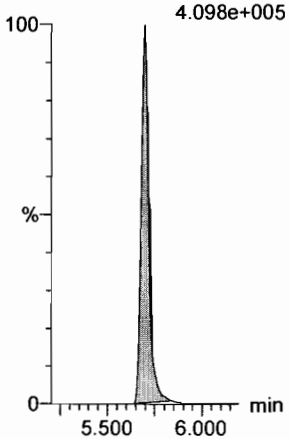

13C8-PFOS
F35:MRM of 1 channel,ES-
507.0 > 79.9
6.840e+004

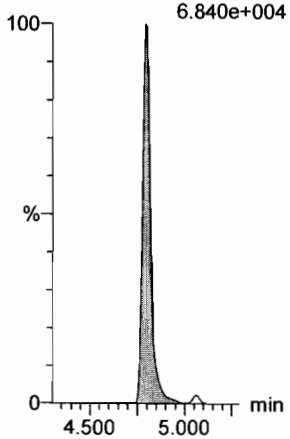

13C2-PFUdA
F47:MRM of 1 channel,ES-
565 > 519.8
4.034e+005

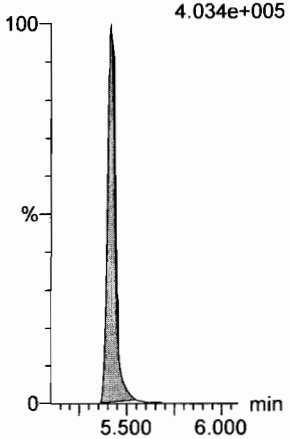

d3-N-MeFOSA
F39:MRM of 1 channel,ES-
515.2 > 168.9
4.967e+005

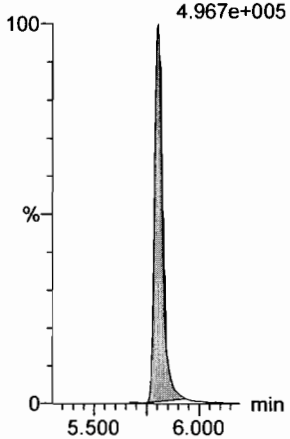

13C2-PFDoA
F55:MRM of 2 channels,ES-
615.0 > 569.7
4.098e+005

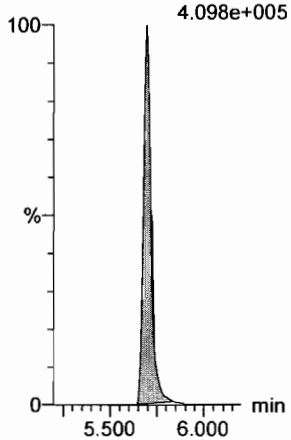

Dataset: F:\Projects\PFAS.PRO\Results\180927M1\180927M1-CRV.qld

Last Altered: Thursday, September 27, 2018 14:49:27 Pacific Daylight Time
Printed: Thursday, September 27, 2018 14:49:45 Pacific Daylight Time

Name: 180927M2_8, Date: 27-Sep-2018, Time: 13:26:57, ID: ST180927M2-7 PFC CS4 18I1707, Description: PFC CS4 18I1707

PFTeDA

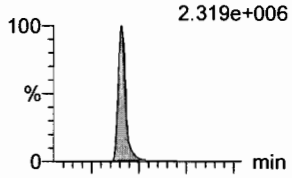

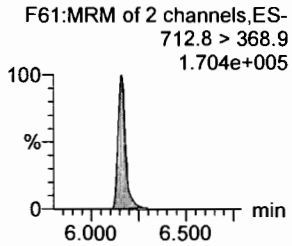

N-EtFOSA

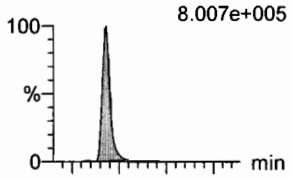

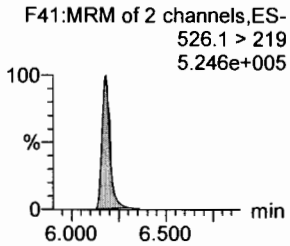

PFHxDA

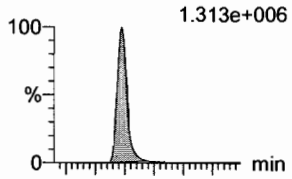

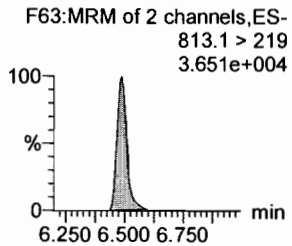

PFODA

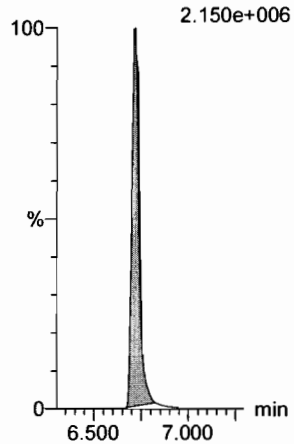

N-MeFOSE

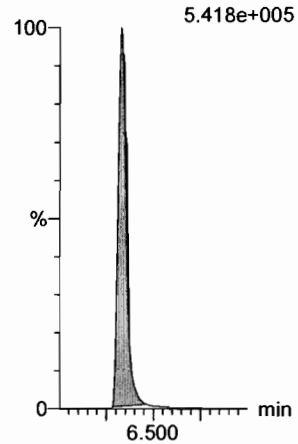

N-EtFOSE

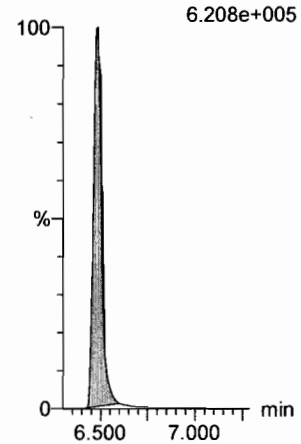

13C2-PFTeDA

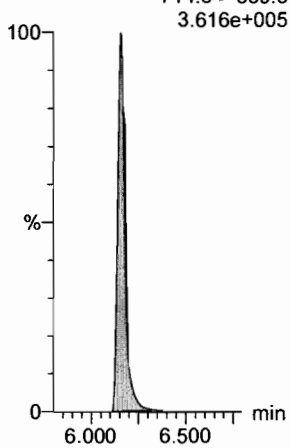

d5-N-ETFOSA

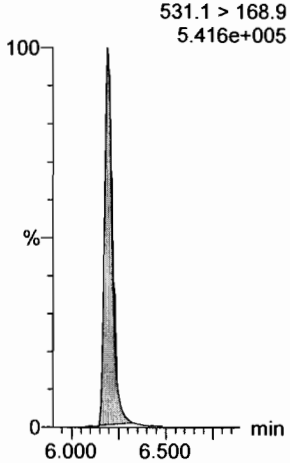

13C2-PFHxDA

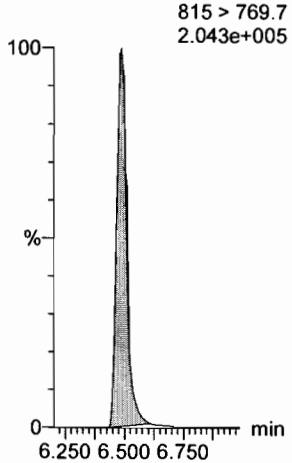

13C2-PFHxDA

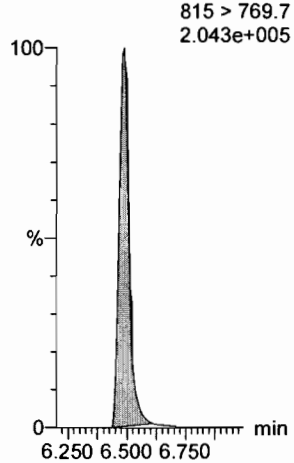

d7-N-MeFOSE

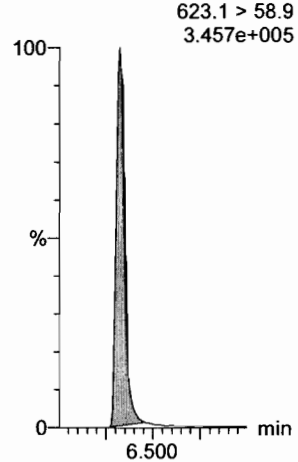

d9-N-EtFOSE

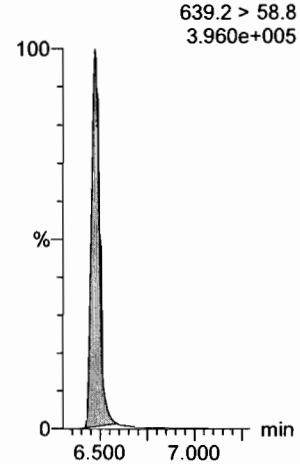

Dataset: F:\Projects\PFAS.PRO\Results\180927M1\180927M1-CRV.qld

Last Altered: Thursday, September 27, 2018 14:49:27 Pacific Daylight Time
Printed: Thursday, September 27, 2018 14:49:45 Pacific Daylight Time

Name: 180927M2_8, Date: 27-Sep-2018, Time: 13:26:57, ID: ST180927M2-7 PFC CS4 18I1707, Description: PFC CS4 18I1707

13C4-PFBA
F4:MRM of 1 channel,ES-
217. > 172
9.799e+004

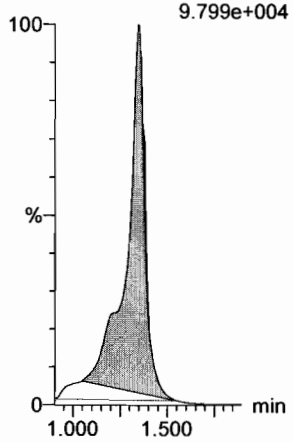

13C5-PFHxA
F11:MRM of 1 channel,ES-
318 > 272.9
3.958e+005

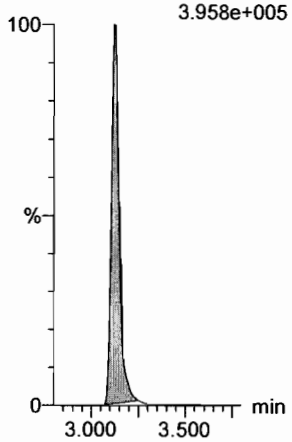

13C3-PFHxS
F19:MRM of 1 channel,ES-
401.8 > 79.9
7.895e+004

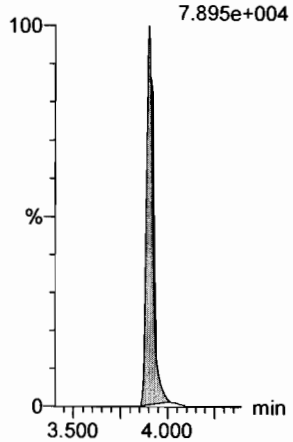

13C8-PFOA
F23:MRM of 1 channel,ES-
420.9 > 376
5.479e+005

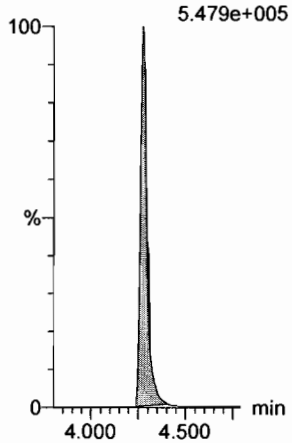

13C9-PFNA
F29:MRM of 1 channel,ES-
472.2 > 426.9
3.705e+005

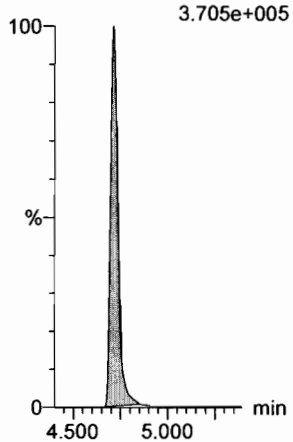

13C4-PFOS
F33:MRM of 1 channel,ES-
503 > 79.9
6.380e+004

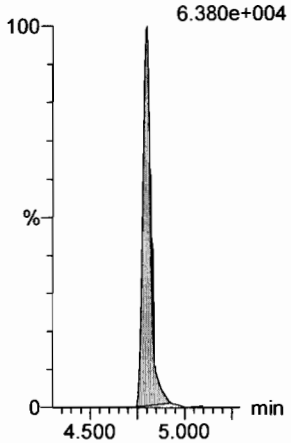

13C6-PFDA
F40:MRM of 1 channel,ES-
519.1 > 473.7
3.158e+005

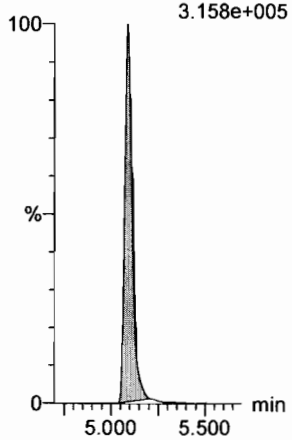

13C7-PFUdA
F49:MRM of 1 channel,ES-
570.1 > 524.8
4.083e+005

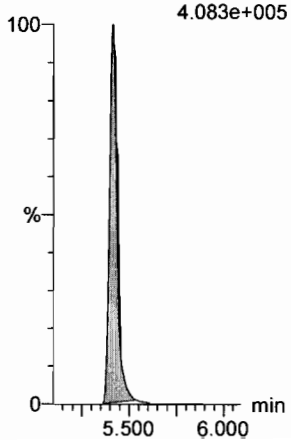

Dataset: F:\Projects\PFAS.PRO\Results\180927M1\180927M1-CRV.qld

Last Altered: Thursday, September 27, 2018 14:49:27 Pacific Daylight Time
Printed: Thursday, September 27, 2018 14:49:45 Pacific Daylight Time

Name: 180927M2_9, Date: 27-Sep-2018, Time: 13:37:36, ID: ST180927M2-8 PFC CS5 18I1708, Description: PFC CS5 18I1708

PFBA
F2:MRM of 1 channel,ES-
213.0 > 168.8
7.272e+005

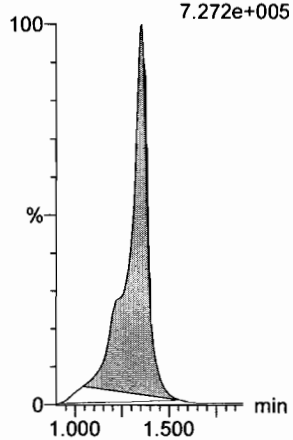

PFPeA
F5:MRM of 1 channel,ES-
263.1 > 218.9
1.787e+006

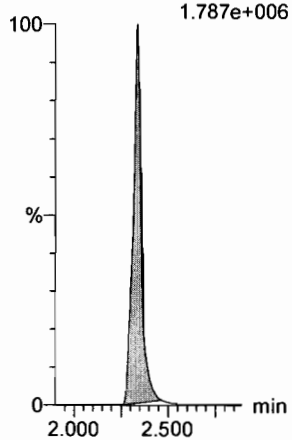

PFBS
F7:MRM of 2 channels,ES-
299.0 > 79.7
4.785e+005

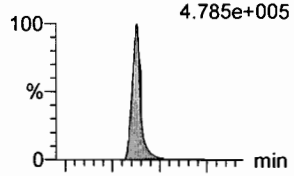

F7:MRM of 2 channels,ES-
299.0 > 99.0
1.745e+005

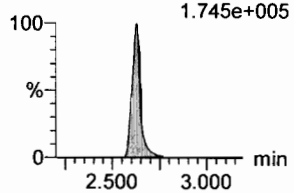

4:2 FTS
F12:MRM of 2 channels,ES-
327.2 > 307.2
4.476e+005

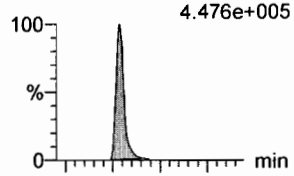

F12:MRM of 2 channels,ES-
327.2 > 81.1
2.280e+005

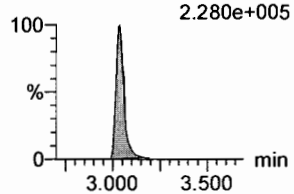

PFHxA
F9:MRM of 2 channels,ES-
313 > 269
2.843e+006

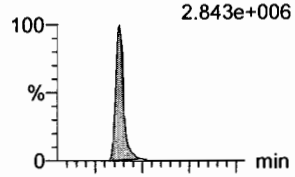

F9:MRM of 2 channels,ES-
313 > 118.9
1.952e+005

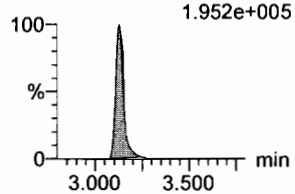

PFPeS
F15:MRM of 2 channels,ES-
349.1 > 80.1
4.214e+005

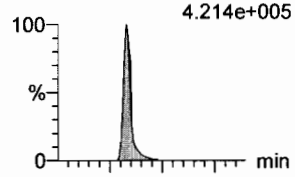

F15:MRM of 2 channels,ES-
349.1 > 99
2.994e+005

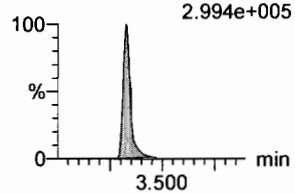

13C3-PFBA
F3:MRM of 1 channel,ES-
216.1 > 171.8
7.854e+004

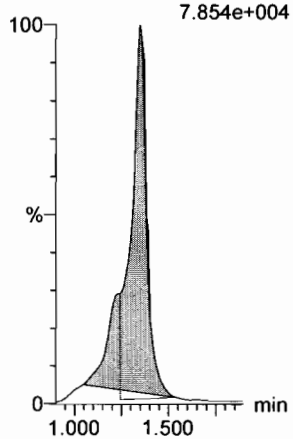

13C3-PFPeA
F6:MRM of 1 channel,ES-
266. > 221.8
2.192e+005

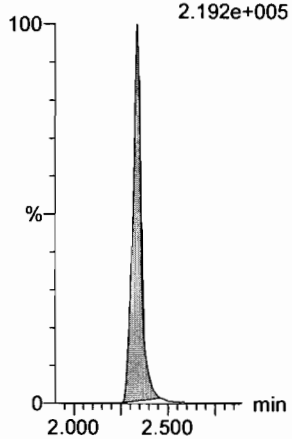

13C3-PFBS
F8:MRM of 1 channel,ES-
302. > 98.8
3.238e+004

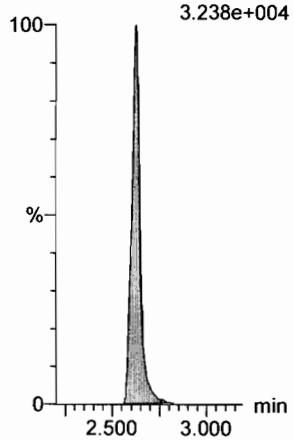

13C2-4:2 FTS
F13:MRM of 1 channel,ES-
329.2 > 308.9
8.390e+004

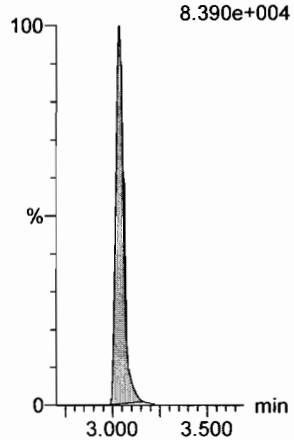

13C2-PFHxA
F10:MRM of 1 channel,ES-
315 > 270
1.549e+005



13C3-PFBS
F8:MRM of 1 channel,ES-
302. > 98.8
3.238e+004



Dataset: F:\Projects\PFAS.PRO\Results\180927M1\180927M1-CRV.qld

Last Altered: Thursday, September 27, 2018 14:49:27 Pacific Daylight Time
Printed: Thursday, September 27, 2018 14:49:45 Pacific Daylight Time

Name: 180927M2_9, Date: 27-Sep-2018, Time: 13:37:36, ID: ST180927M2-8 PFC CS5 18I1708, Description: PFC CS5 18I1708

6:2 FTS

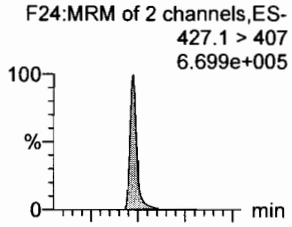

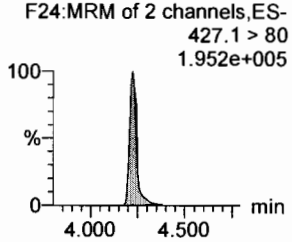

PFHpA

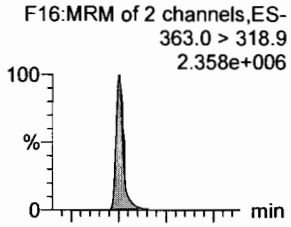

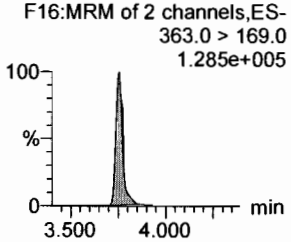

L-PFHxS

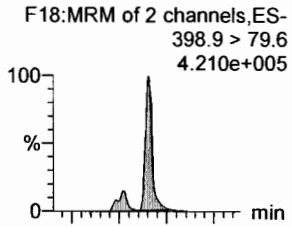

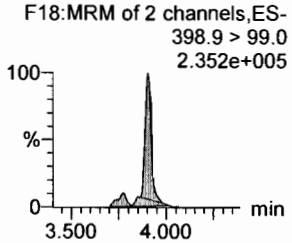

L-PFOA

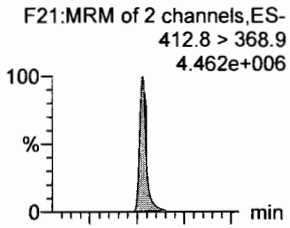

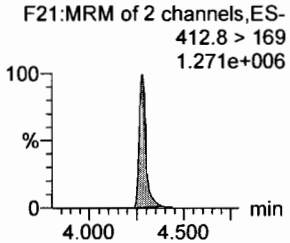

PFHpS

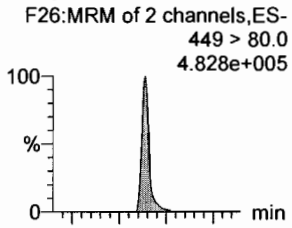

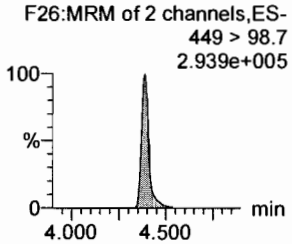

PFNA

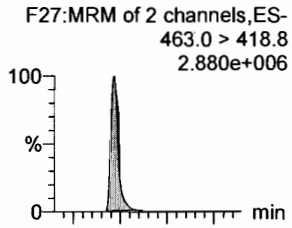

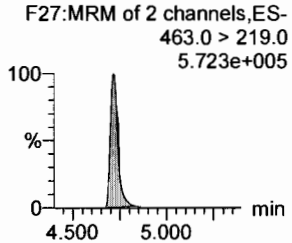

13C2-6:2 FTS

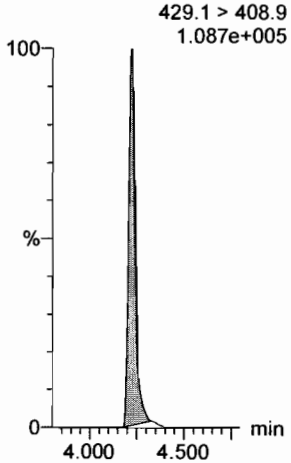

13C4-PFHpA

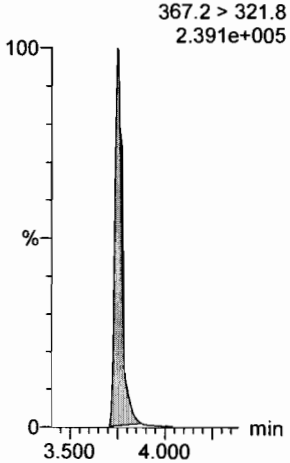

18O2-PFHxS

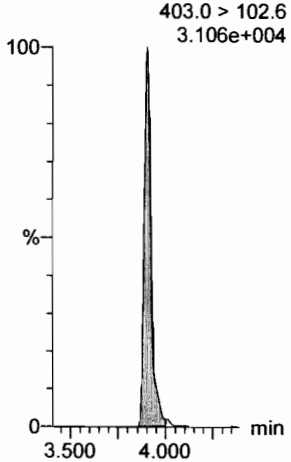

13C2-PFOA

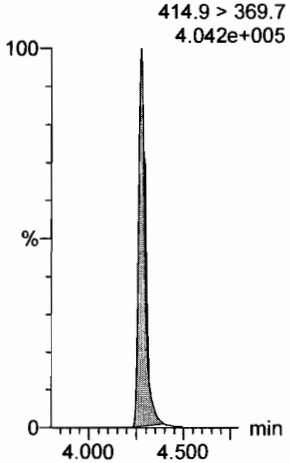

13C8-PFOS

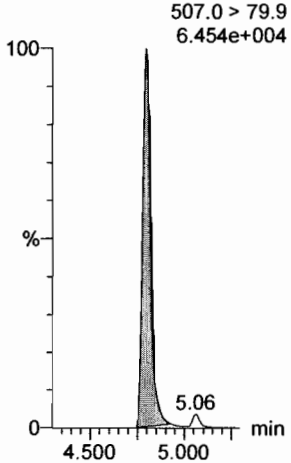

13C5-PFNA

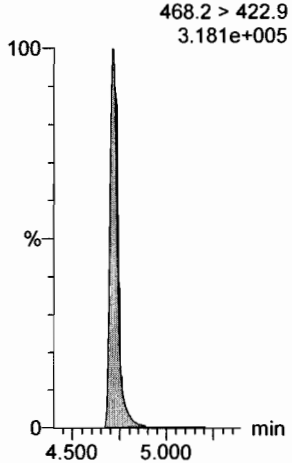

Dataset: F:\Projects\PFAS.PRO\Results\180927M1\180927M1-CRV.qld

Last Altered: Thursday, September 27, 2018 14:49:27 Pacific Daylight Time
Printed: Thursday, September 27, 2018 14:49:45 Pacific Daylight Time

Name: 180927M2_9, Date: 27-Sep-2018, Time: 13:37:36, ID: ST180927M2-8 PFC CS5 18I1708, Description: PFC CS5 18I1708

PFOSA
F30:MRM of 2 channels,ES-
497.9 > 77.9
8.567e+005

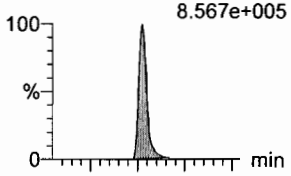

F30:MRM of 2 channels,ES-
497.9 > 169
2.864e+004

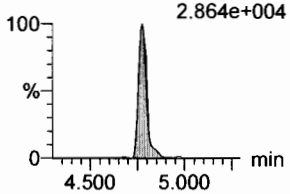

L-PFOS
F32:MRM of 2 channels,ES-
498.9 > 79.9
4.162e+005

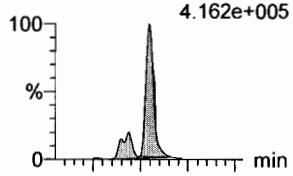

F32:MRM of 2 channels,ES-
498.9 > 99
2.309e+005

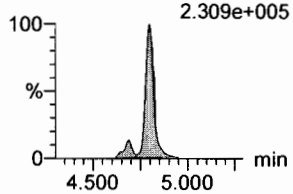

PFDA
F37:MRM of 2 channels,ES-
513 > 468.8
3.033e+006

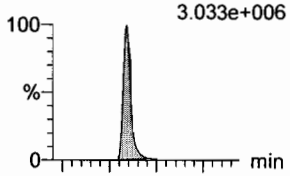

F37:MRM of 2 channels,ES-
513 > 219
5.100e+005

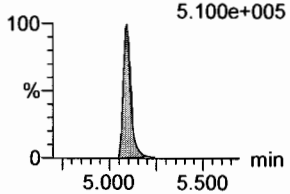

8:2 FTS
F42:MRM of 2 channels,ES-
527 > 506.9
5.913e+005

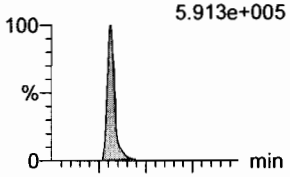

F42:MRM of 2 channels,ES-
527 > 80
2.095e+005

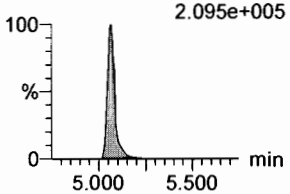

PFNS
F45:MRM of 2 channels,ES-
549.1 > 80.1
3.658e+005

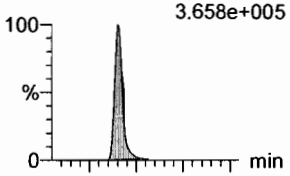

F45:MRM of 2 channels,ES-
549.1 > 99.1
2.297e+005

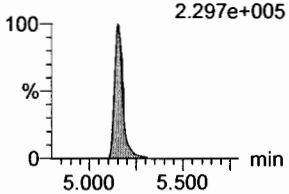

L-MeFOSAA
F48:MRM of 2 channels,ES-
570 > 419
1.238e+006

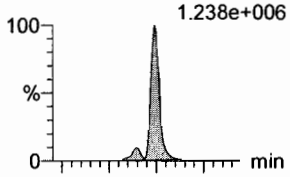

F48:MRM of 2 channels,ES-
570. > 512
4.617e+005

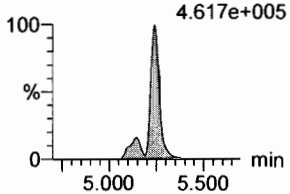

13C8-PFOSA
F34:MRM of 1 channel,ES-
506.1 > 77.7
1.021e+005

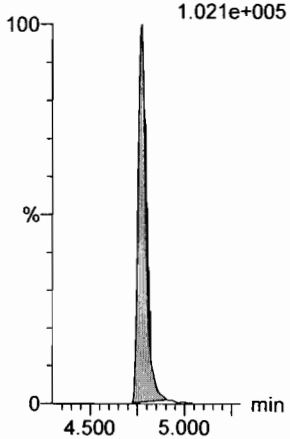

13C8-PFOS
F35:MRM of 1 channel,ES-
507.0 > 79.9
6.454e+004

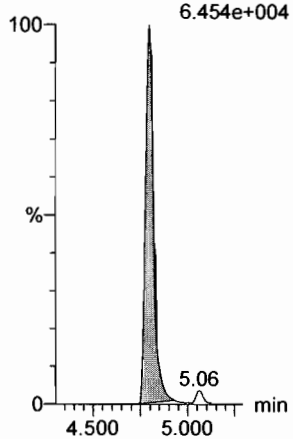

13C2-PFDA
F38:MRM of 1 channel,ES-
515.1 > 469.9
3.023e+005

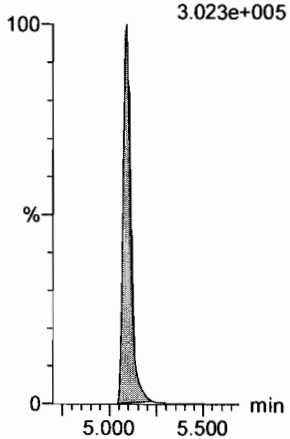

13C2-8:2 FTS
F43:MRM of 1 channel,ES-
529.1 > 508.7
7.140e+004

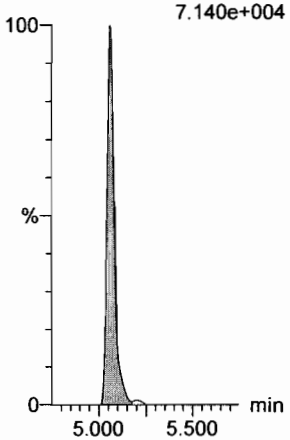

13C8-PFOS
F35:MRM of 1 channel,ES-
507.0 > 79.9
6.454e+004

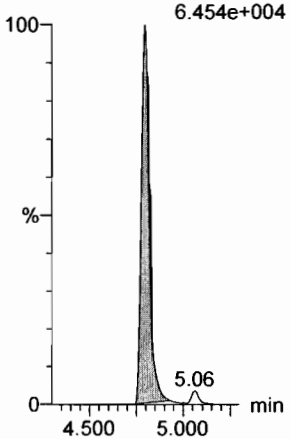

d3-N-MeFOSAA
F50:MRM of 1 channel,ES-
573.3 > 419
1.253e+005

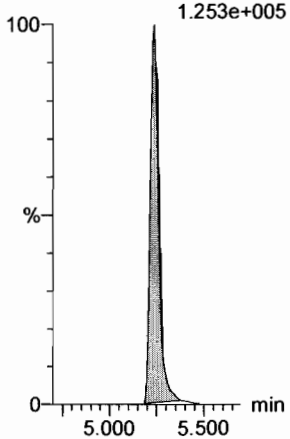

Dataset: F:\Projects\PFAS.PRO\Results\180927M1\180927M1-CRV.qld

Last Altered: Thursday, September 27, 2018 14:49:27 Pacific Daylight Time
Printed: Thursday, September 27, 2018 14:49:45 Pacific Daylight Time

Name: 180927M2_9, Date: 27-Sep-2018, Time: 13:37:36, ID: ST180927M2-8 PFC CS5 18I1708, Description: PFC CS5 18I1708

L-EtFOSAA

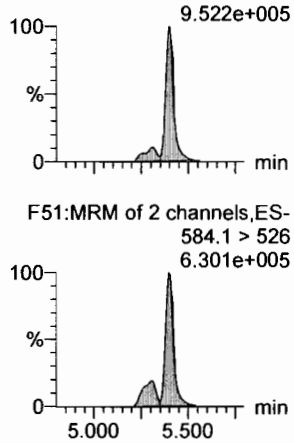

PFDoA

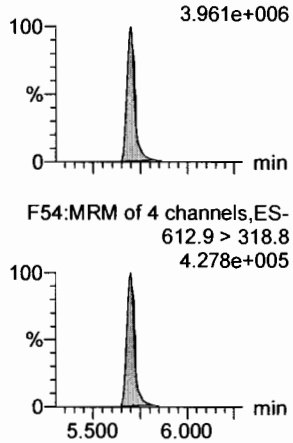

PFDS

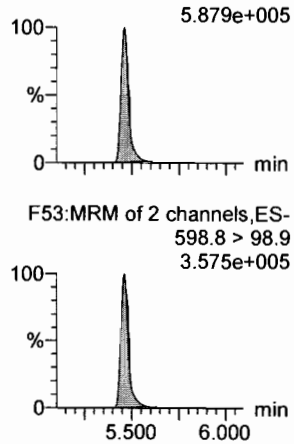

PFUdA

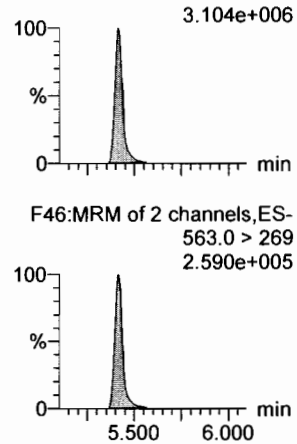

N-MeFOSA

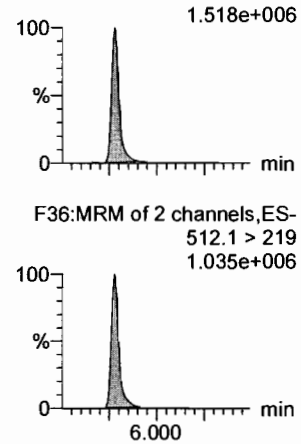

PFTrDA

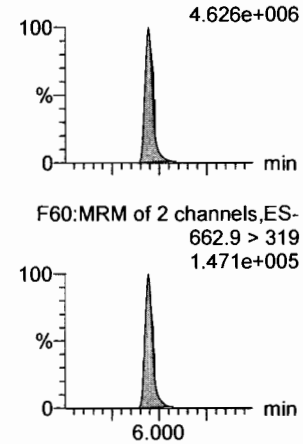

d5-N-EtFOSAA

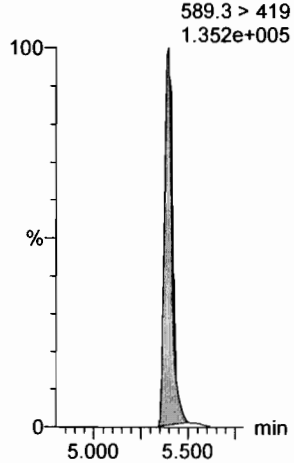

13C2-PFDoA

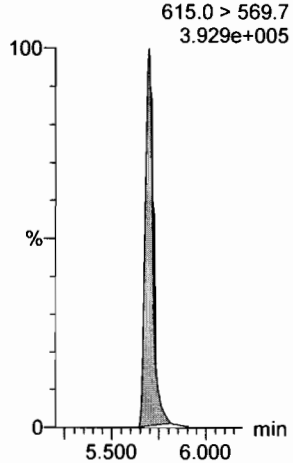

13C8-PFOS

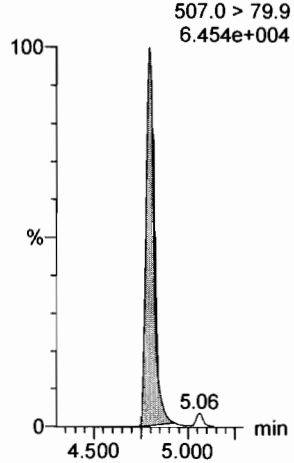

13C2-PFUdA

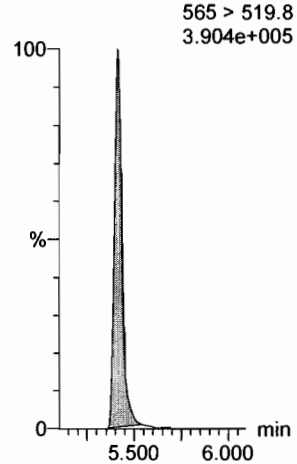

d3-N-MeFOSA

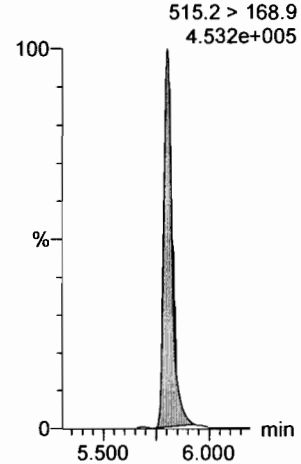

13C2-PFDoA

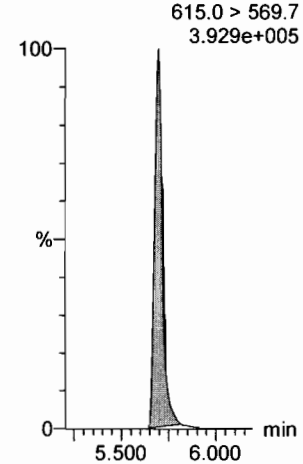

Dataset: F:\Projects\PFAS.PRO\Results\180927M1\180927M1-CRV.qld

Last Altered: Thursday, September 27, 2018 14:49:27 Pacific Daylight Time
Printed: Thursday, September 27, 2018 14:49:45 Pacific Daylight Time

Name: 180927M2_9, Date: 27-Sep-2018, Time: 13:37:36, ID: ST180927M2-8 PFC CS5 18I1708, Description: PFC CS5 18I1708

PFTeDA
F61:MRM of 2 channels,ES-
712.8 > 669.0
4.465e+006

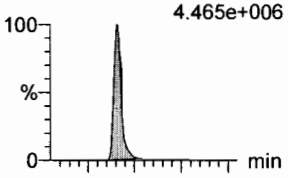

F61:MRM of 2 channels,ES-
712.8 > 368.9
3.444e+005

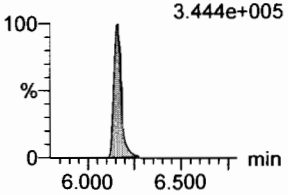

N-EtFOSA
F41:MRM of 2 channels,ES-
526.1 > 168.9
1.518e+006

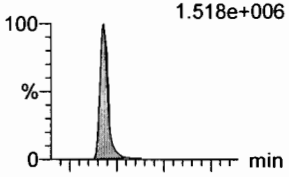

F41:MRM of 2 channels,ES-
526.1 > 219
9.742e+005

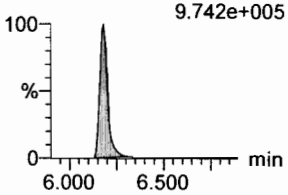

PFHxDA
F63:MRM of 2 channels,ES-
813.1 > 768.6
2.507e+006

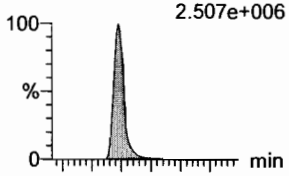

F63:MRM of 2 channels,ES-
813.1 > 219
6.834e+004

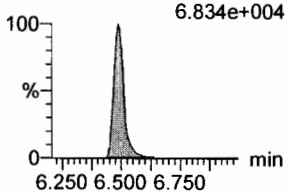

PFODA
F65:MRM of 1 channel,ES-
913.1 > 868.8
4.248e+006

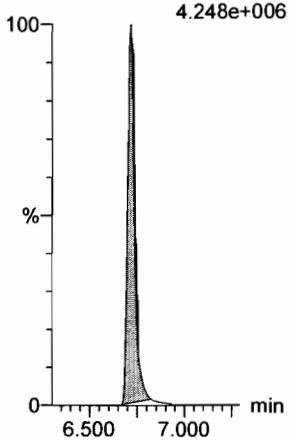

N-MeFOSE
F56:MRM of 1 channel,ES-
616.1 > 58.9
1.052e+006

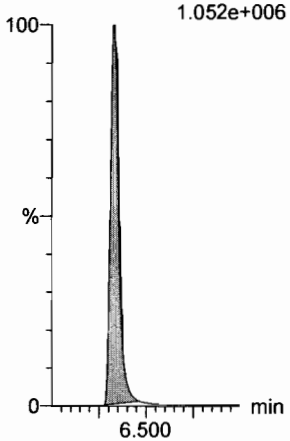

N-EtFOSE
F58:MRM of 1 channel,ES-
630.1 > 58.9
1.211e+006

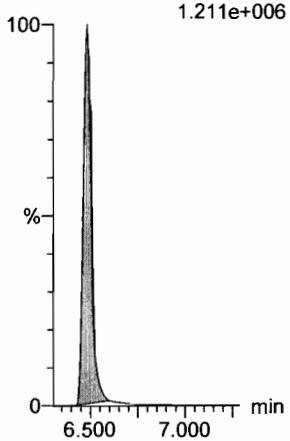

13C2-PFTeDA
F62:MRM of 2 channels,ES-
714.8 > 669.6
3.462e+005

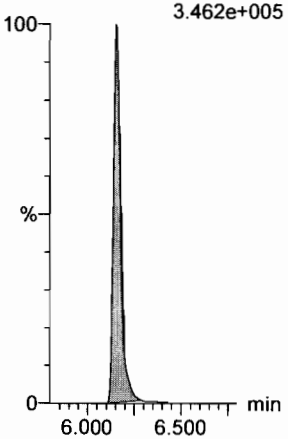

d5-N-ETFOSA
F44:MRM of 1 channel,ES-
531.1 > 168.9
5.242e+005

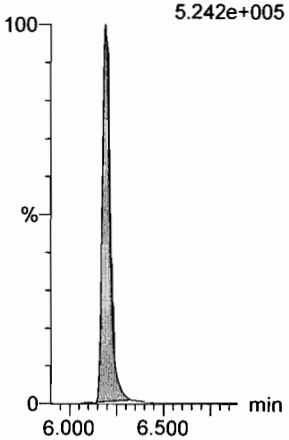

13C2-PFHxDA
F64:MRM of 1 channel,ES-
815 > 769.7
2.048e+005

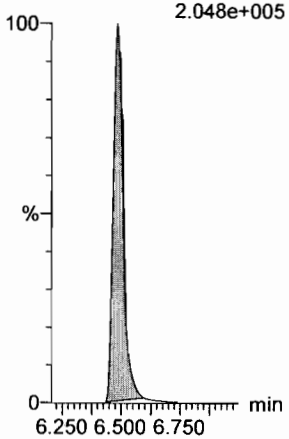

13C2-PFHxDA
F64:MRM of 1 channel,ES-
815 > 769.7
2.048e+005

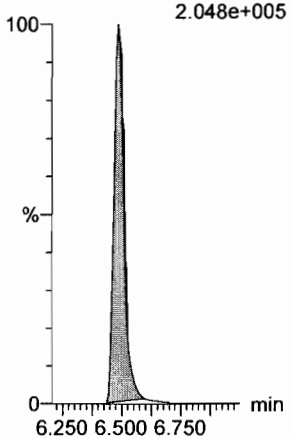

d7-N-MeFOSE
F57:MRM of 1 channel,ES-
623.1 > 58.9
3.694e+005

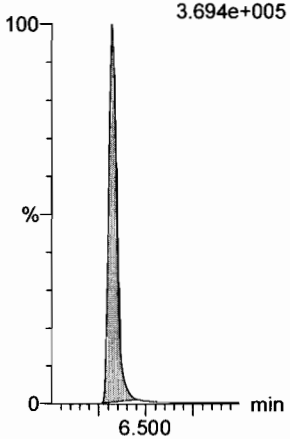

d9-N-EtFOSE
F59:MRM of 1 channel,ES-
639.2 > 58.8
3.588e+005

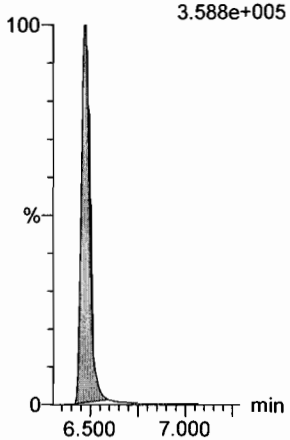

Dataset: F:\Projects\PFAS.PRO\Results\180927M1\180927M1-CRV.qld

Last Altered: Thursday, September 27, 2018 14:49:27 Pacific Daylight Time
Printed: Thursday, September 27, 2018 14:49:45 Pacific Daylight Time

Name: 180927M2_9, Date: 27-Sep-2018, Time: 13:37:36, ID: ST180927M2-8 PFC CS5 18I1708, Description: PFC CS5 18I1708

13C4-PFBA

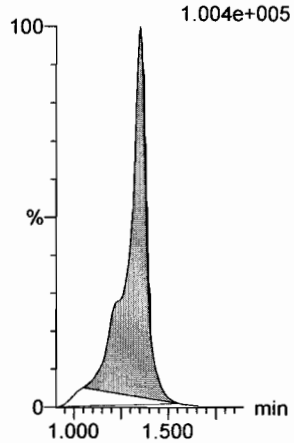

13C5-PFHxA

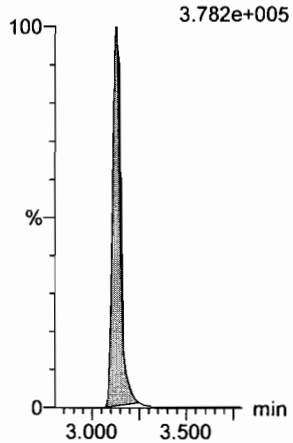

13C3-PFHxS

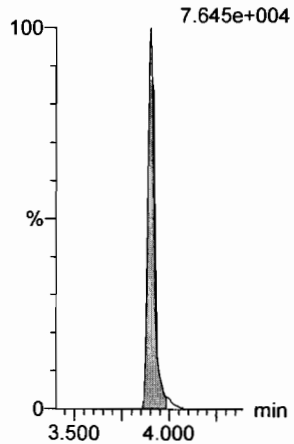

13C8-PFOA

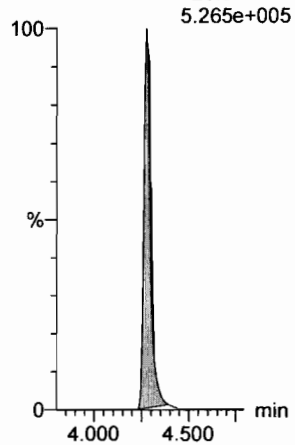

13C9-PFNA

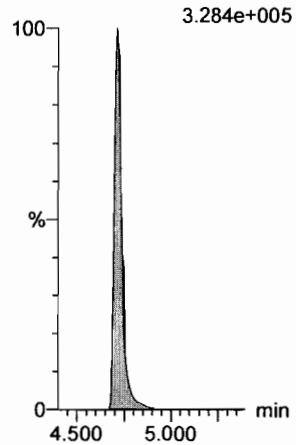

13C4-PFOS

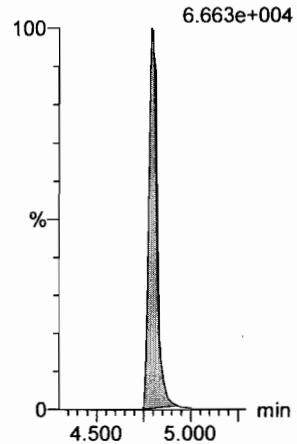

13C6-PFDA

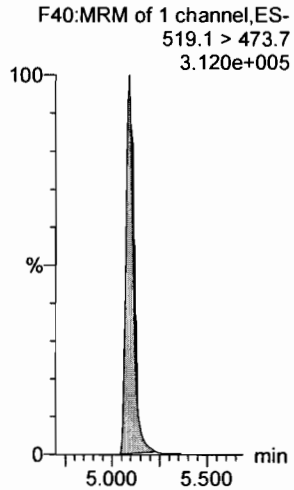

13C7-PFUdA

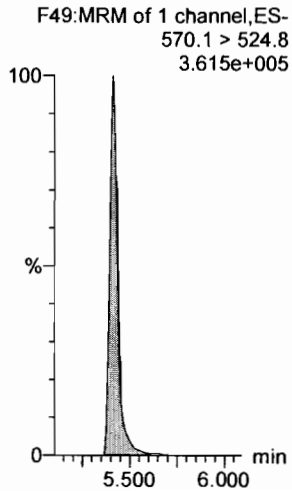

Dataset: F:\Projects\PFAS.PRO\Results\180927M1\180927M1-CRV.qld

Last Altered: Thursday, September 27, 2018 14:49:27 Pacific Daylight Time
Printed: Thursday, September 27, 2018 14:49:45 Pacific Daylight Time

Name: 180927M2_10, Date: 27-Sep-2018, Time: 13:48:14, ID: ST180927M2-9 PFC CS6 18I1709, Description: PFC CS6 18I1709

PFBA
F2:MRM of 1 channel,ES-
213.0 > 168.8
1.858e+006

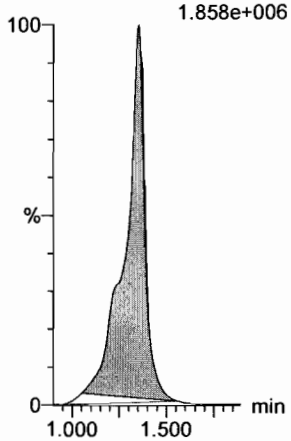

PFPeA
F5:MRM of 1 channel,ES-
263.1 > 218.9
4.320e+006

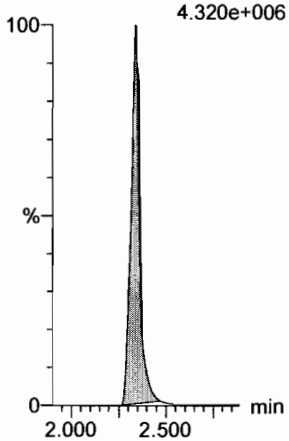

PFBS
F7:MRM of 2 channels,ES-
299.0 > 79.7
1.185e+006

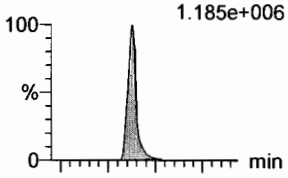

F7:MRM of 2 channels,ES-
299.0 > 99.0
4.226e+005

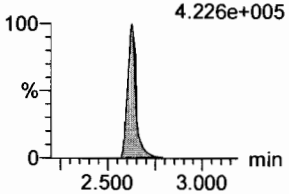

4:2 FTS
F12:MRM of 2 channels,ES-
327.2 > 307.2
1.069e+006

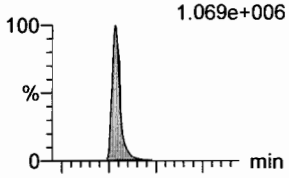

F12:MRM of 2 channels,ES-
327.2 > 81.1
5.345e+005

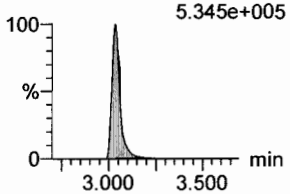

PFHxA
F9:MRM of 2 channels,ES-
313 > 269
6.783e+006

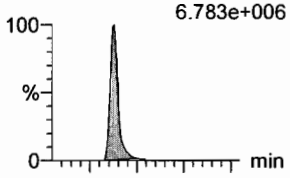

F9:MRM of 2 channels,ES-
313 > 118.9
4.472e+005

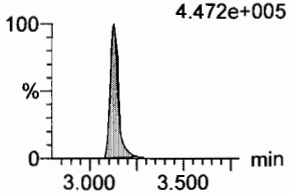

PFPeS
F15:MRM of 2 channels,ES-
349.1 > 80.1
1.010e+006

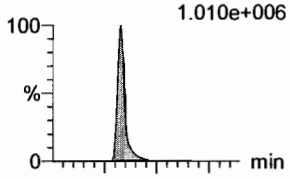

F15:MRM of 2 channels,ES-
349.1 > 99
7.166e+005

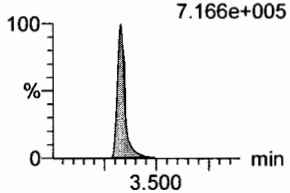

13C3-PFBA
F3:MRM of 1 channel,ES-
216.1 > 171.8
7.874e+004

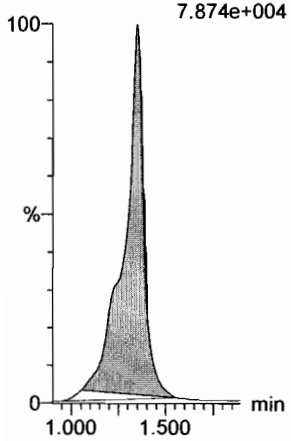

13C3-PFPeA
F6:MRM of 1 channel,ES-
266. > 221.8
2.090e+005

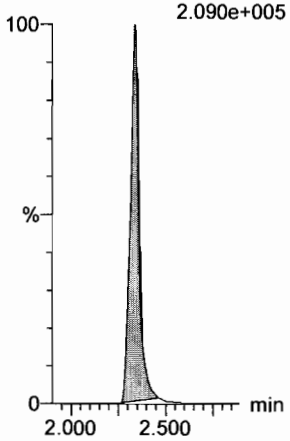

13C3-PFBS
F8:MRM of 1 channel,ES-
302. > 98.8
2.993e+004

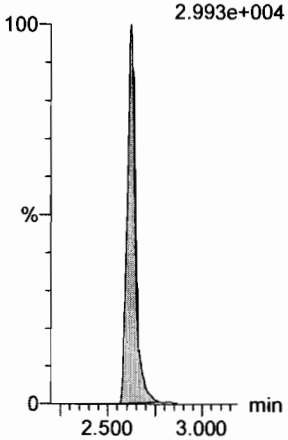

13C2-4:2 FTS
F13:MRM of 1 channel,ES-
329.2 > 308.9
1.112e+005

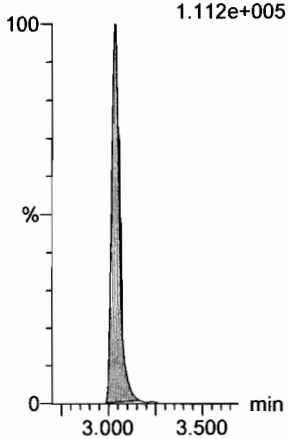

13C2-PFHxA
F10:MRM of 1 channel,ES-
315 > 270
1.448e+005

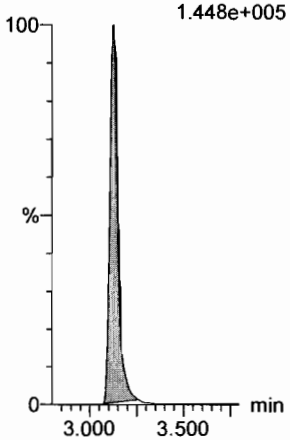

13C3-PFBS
F8:MRM of 1 channel,ES-
302. > 98.8
2.993e+004

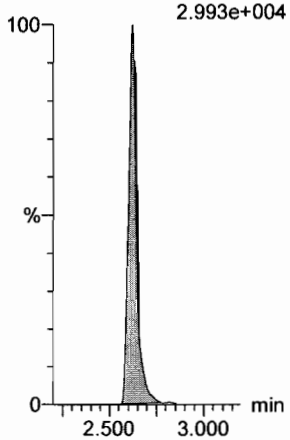

Dataset: F:\Projects\PFAS.PRO\Results\180927M1\180927M1-CRV.qld

Last Altered: Thursday, September 27, 2018 14:49:27 Pacific Daylight Time
Printed: Thursday, September 27, 2018 14:49:45 Pacific Daylight Time

Name: 180927M2_10, Date: 27-Sep-2018, Time: 13:48:14, ID: ST180927M2-9 PFC CS6 18I1709, Description: PFC CS6 18I1709

6:2 FTS

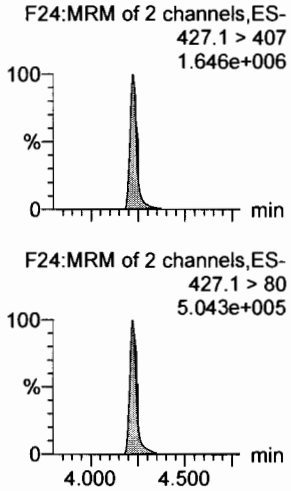

PFHpA

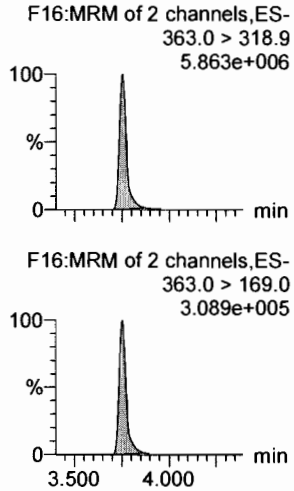

L-PFHxS

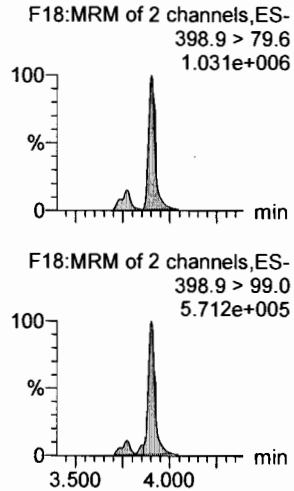

L-PFOA

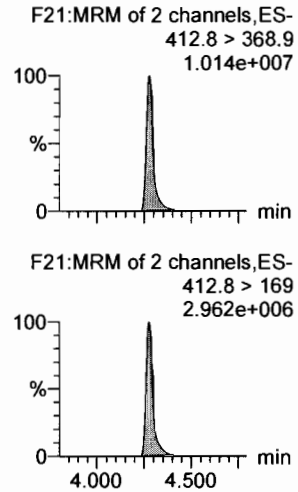

PFHpS

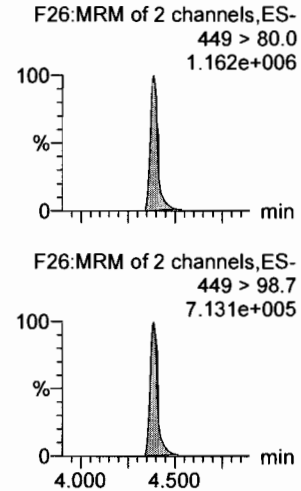

PFNA

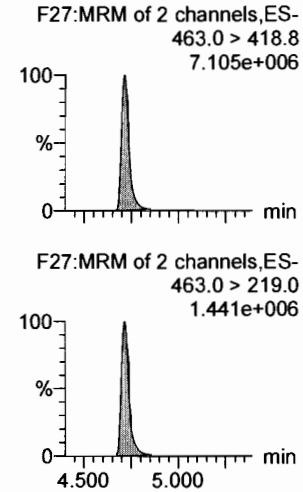

13C2-6:2 FTS

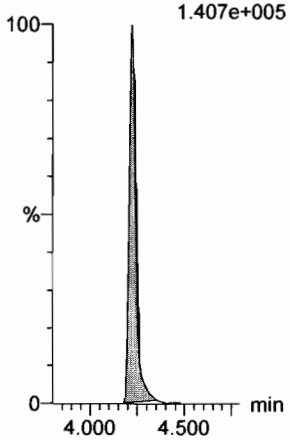

13C4-PFHpA

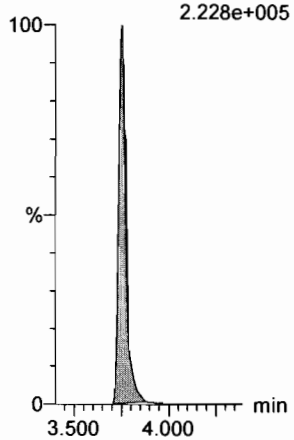

18O2-PFHxS

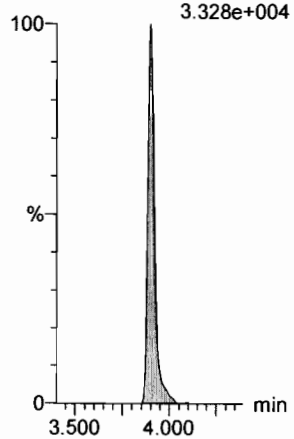

13C2-PFOA

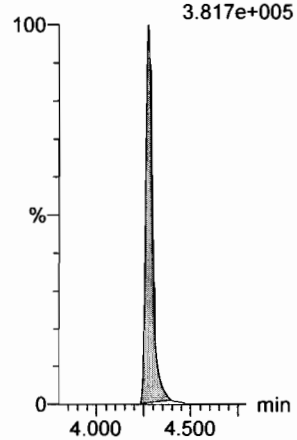

13C8-PFOS

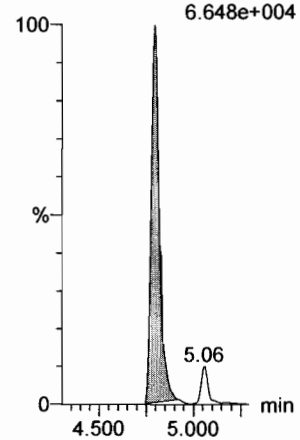

13C5-PFNA

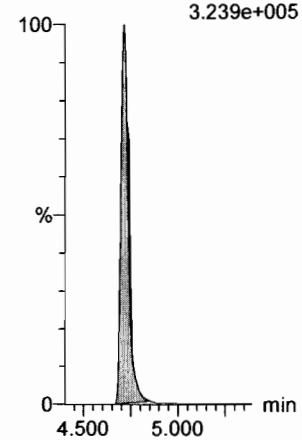

Dataset: F:\Projects\PFAS.PRO\Results\180927M1\180927M1-CRV.qld

Last Altered: Thursday, September 27, 2018 14:49:27 Pacific Daylight Time
Printed: Thursday, September 27, 2018 14:49:45 Pacific Daylight Time

Name: 180927M2_10, Date: 27-Sep-2018, Time: 13:48:14, ID: ST180927M2-9 PFC CS6 18I1709, Description: PFC CS6 18I1709

PFOSA
F30:MRM of 2 channels,ES-
497.9 > 77.9
2.028e+006

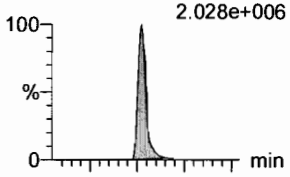

F30:MRM of 2 channels,ES-
497.9 > 169
6.955e+004

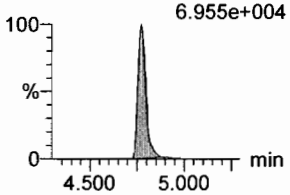

L-PFOS
F32:MRM of 2 channels,ES-
498.9 > 79.9
1.040e+006

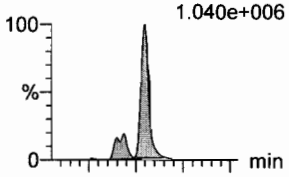

F32:MRM of 2 channels,ES-
498.9 > 99
5.662e+005

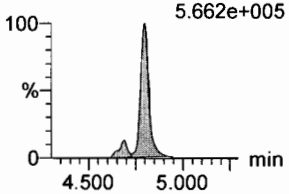

PFDA
F37:MRM of 2 channels,ES-
513 > 468.8
7.104e+006

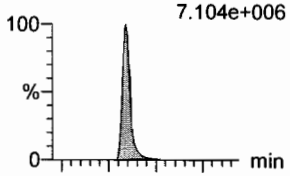

F37:MRM of 2 channels,ES-
513 > 219
1.222e+006

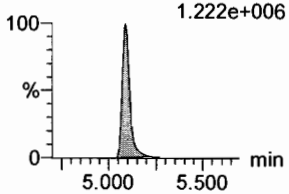

8:2 FTS
F42:MRM of 2 channels,ES-
527 > 506.9
1.351e+006

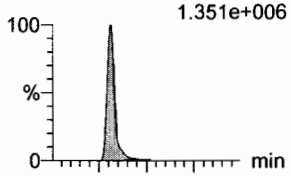

F42:MRM of 2 channels,ES-
527 > 80
5.293e+005

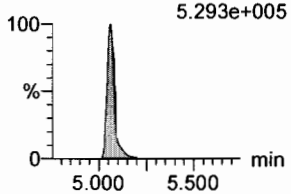

PFNS
F45:MRM of 2 channels,ES-
549.1 > 80.1
8.763e+005

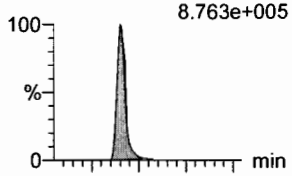

F45:MRM of 2 channels,ES-
549.1 > 99.1
5.472e+005

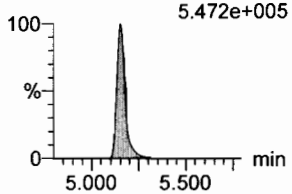

L-MeFOSAA
F48:MRM of 2 channels,ES-
570 > 419
2.846e+006

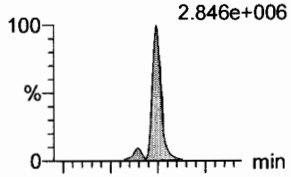

F48:MRM of 2 channels,ES-
570. > 512
1.138e+006

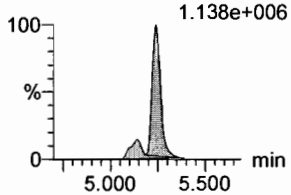

13C8-PFOSA
F34:MRM of 1 channel,ES-
506.1 > 77.7
9.625e+004

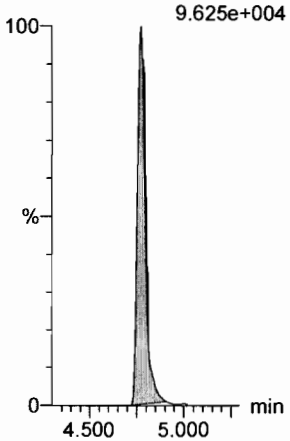

13C8-PFOS
F35:MRM of 1 channel,ES-
507.0 > 79.9
6.648e+004

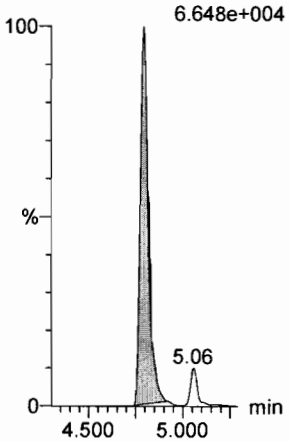

13C2-PFDA
F38:MRM of 1 channel,ES-
515.1 > 469.9
2.874e+005

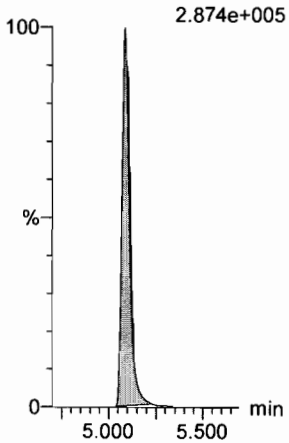

13C2-8:2 FTS
F43:MRM of 1 channel,ES-
529.1 > 508.7
9.152e+004

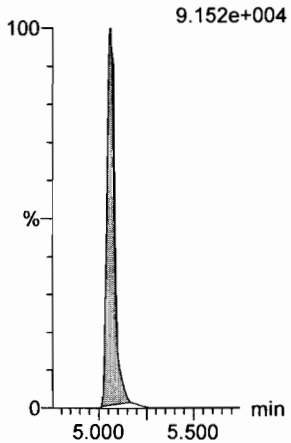

13C8-PFOS
F35:MRM of 1 channel,ES-
507.0 > 79.9
6.648e+004



d3-N-MeFOSAA
F50:MRM of 1 channel,ES-
573.3 > 419
1.256e+005

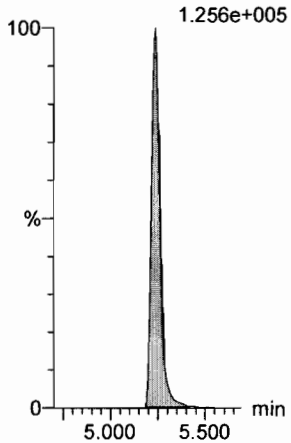

Dataset: F:\Projects\PFAS.PRO\Results\180927M1\180927M1-CRV.qld

Last Altered: Thursday, September 27, 2018 14:49:27 Pacific Daylight Time
Printed: Thursday, September 27, 2018 14:49:45 Pacific Daylight Time

Name: 180927M2_10, Date: 27-Sep-2018, Time: 13:48:14, ID: ST180927M2-9 PFC CS6 18I1709, Description: PFC CS6 18I1709

L-EtFOSAA

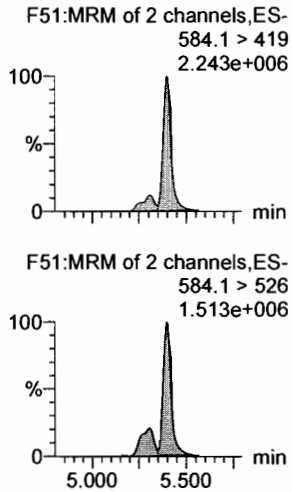

PFDoA

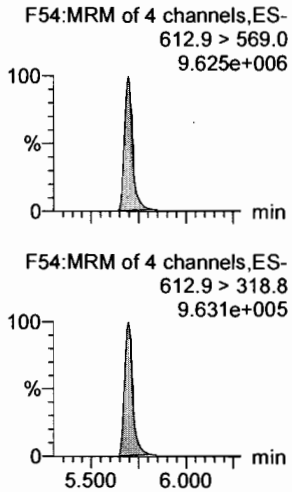

PFDS

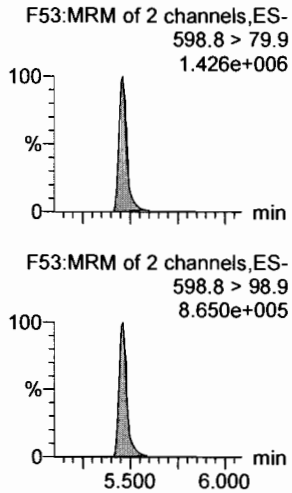

PFUdA

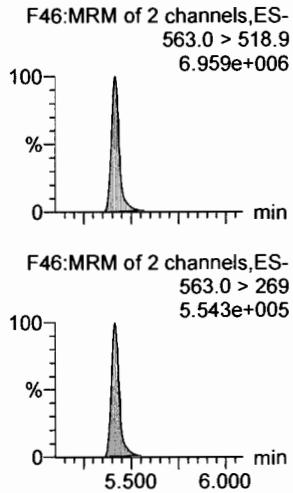

N-MeFOSA

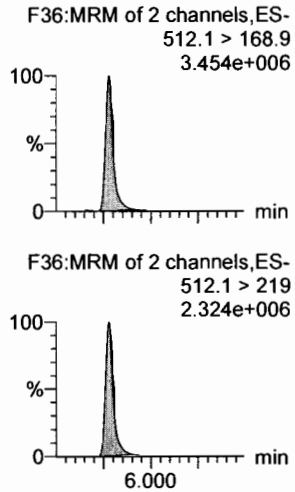

PFTrDA

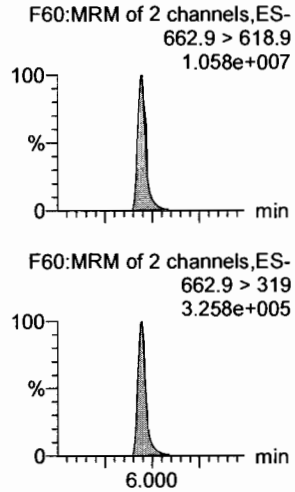

d5-N-EtFOSAA

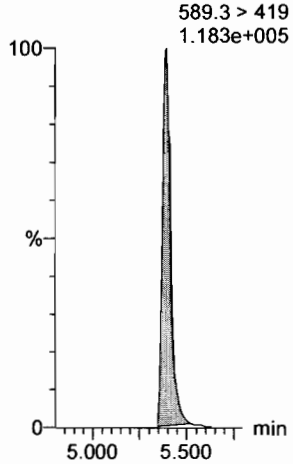

13C2-PFDoA

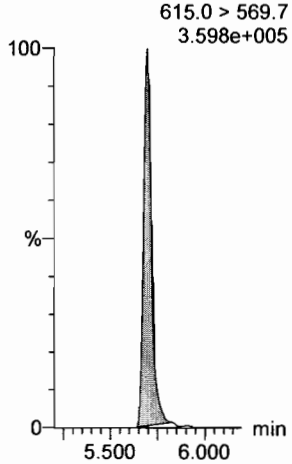

13C8-PFOS

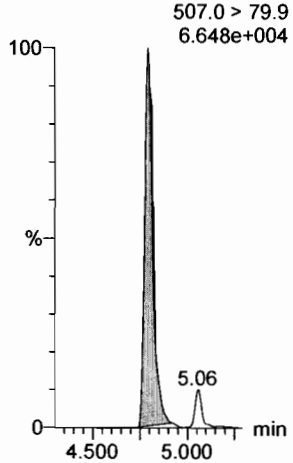

13C2-PFUdA

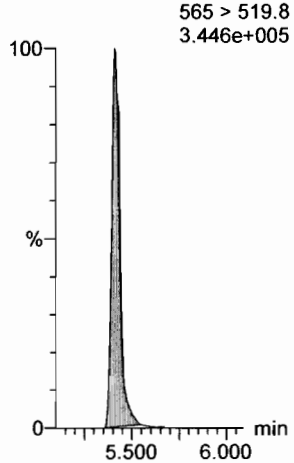

d3-N-MeFOSA

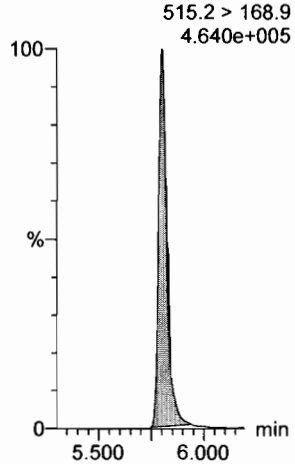

13C2-PFDoA

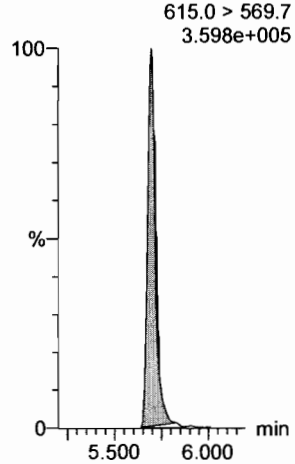

Dataset: F:\Projects\PFAS.PRO\Results\180927M1\180927M1-CRV.qld

Last Altered: Thursday, September 27, 2018 14:49:27 Pacific Daylight Time
Printed: Thursday, September 27, 2018 14:49:45 Pacific Daylight Time

Name: 180927M2_10, Date: 27-Sep-2018, Time: 13:48:14, ID: ST180927M2-9 PFC CS6 18I1709, Description: PFC CS6 18I1709

PFTeDA
F61:MRM of 2 channels,ES-
712.8 > 669.0
1.100e+007

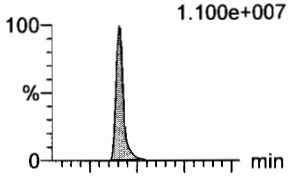

F61:MRM of 2 channels,ES-
712.8 > 368.9
7.847e+005

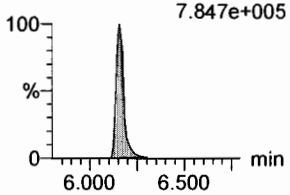

N-EtFOSA
F41:MRM of 2 channels,ES-
526.1 > 168.9
3.315e+006

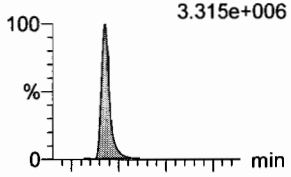

F41:MRM of 2 channels,ES-
526.1 > 219
2.158e+006

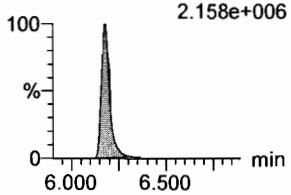

PFHxDA
F63:MRM of 2 channels,ES-
813.1 > 768.6
6.108e+006

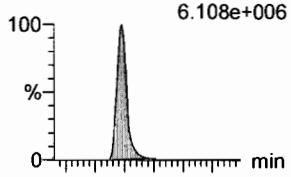

F63:MRM of 2 channels,ES-
813.1 > 219
1.650e+005

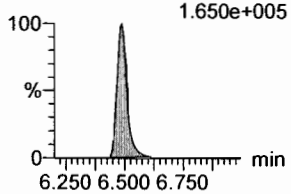

PFODA
F65:MRM of 1 channel,ES-
913.1 > 868.8
1.024e+007

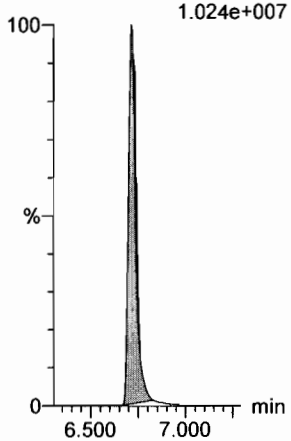

N-MeFOSE
F56:MRM of 1 channel,ES-
616.1 > 58.9
2.632e+006

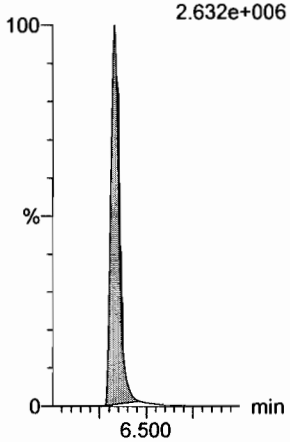

N-EtFOSE
F58:MRM of 1 channel,ES-
630.1 > 58.9
3.028e+006

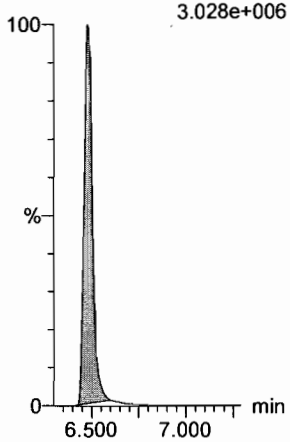

13C2-PFTeDA
F62:MRM of 2 channels,ES-
714.8 > 669.6
3.525e+005

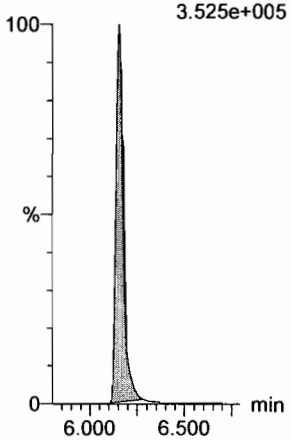

d5-N-ETFOSA
F44:MRM of 1 channel,ES-
531.1 > 168.9
4.767e+005

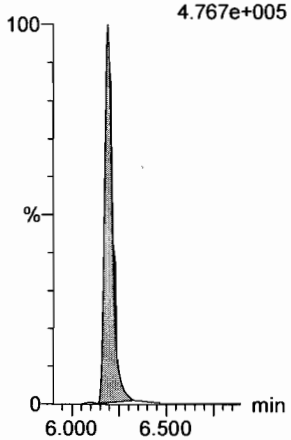

13C2-PFHxDA
F64:MRM of 1 channel,ES-
815 > 769.7
2.091e+005

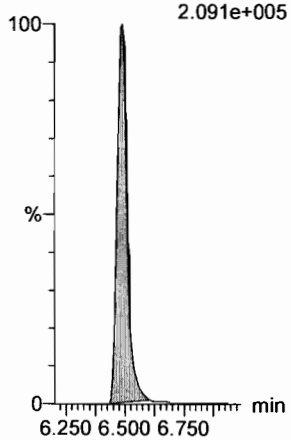

13C2-PFHxDA
F64:MRM of 1 channel,ES-
815 > 769.7
2.091e+005

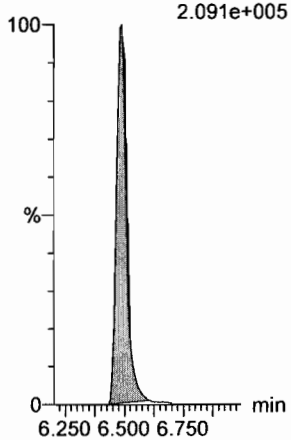

d7-N-MeFOSE
F57:MRM of 1 channel,ES-
623.1 > 58.9
3.541e+005



d9-N-EtFOSE
F59:MRM of 1 channel,ES-
639.2 > 58.8
3.534e+005

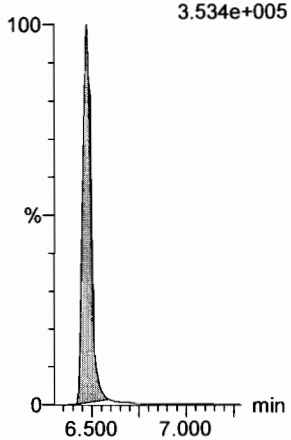

Dataset: F:\Projects\PFAS.PRO\Results\180927M1\180927M1-CRV.qld

Last Altered: Thursday, September 27, 2018 14:49:27 Pacific Daylight Time
Printed: Thursday, September 27, 2018 14:49:45 Pacific Daylight Time

Name: 180927M2_10, Date: 27-Sep-2018, Time: 13:48:14, ID: ST180927M2-9 PFC CS6 18I1709, Description: PFC CS6 18I1709

13C4-PFBA

F4:MRM of 1 channel,ES-
217. > 172
1.013e+005

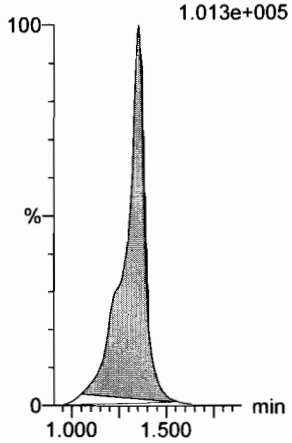

13C5-PFHxA

F11:MRM of 1 channel,ES-
318 > 272.9
3.524e+005

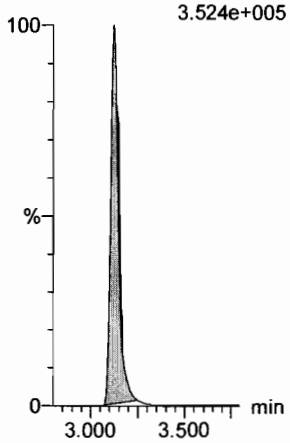

13C3-PFHxS

F19:MRM of 1 channel,ES-
401.8 > 79.9
7.081e+004

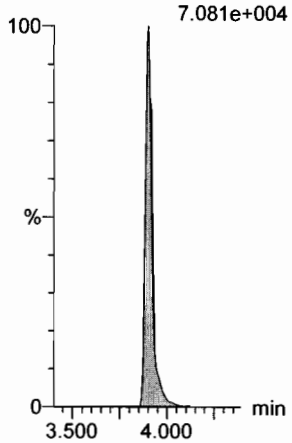

13C8-PFOA

F23:MRM of 1 channel,ES-
420.9 > 376
5.004e+005

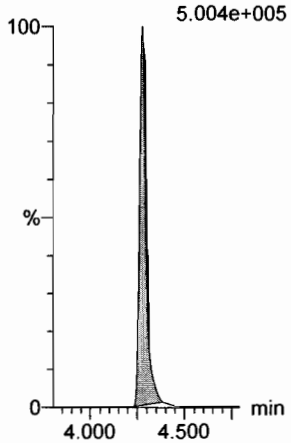

13C9-PFNA

F29:MRM of 1 channel,ES-
472.2 > 426.9
3.203e+005

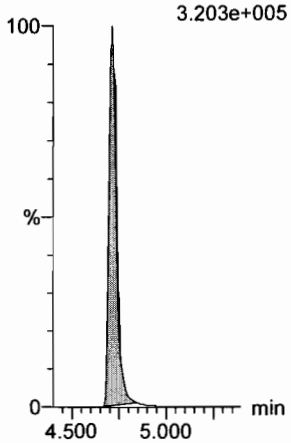

13C4-PFOS

F33:MRM of 1 channel,ES-
503 > 79.9
5.952e+004

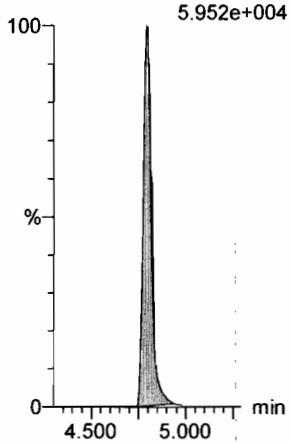

13C6-PFDA

F40:MRM of 1 channel,ES-
519.1 > 473.7
2.890e+005

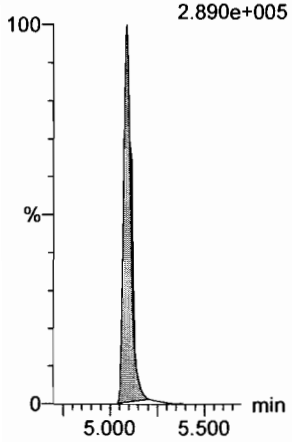

13C7-PFUdA

F49:MRM of 1 channel,ES-
570.1 > 524.8
3.415e+005

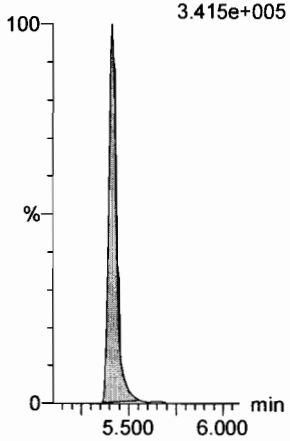

Dataset: F:\Projects\PFAS.PRO\Results\180927M1\180927M1-CRV.qld

Last Altered: Thursday, September 27, 2018 14:49:27 Pacific Daylight Time
Printed: Thursday, September 27, 2018 14:49:45 Pacific Daylight Time

Name: 180927M2_11, Date: 27-Sep-2018, Time: 13:58:48, ID: ST180927M2-10 PFC CS7 18I1710, Description: PFC CS7 18HI1710

PFBA
F2:MRM of 1 channel,ES-
213.0 > 168.8
3.514e+006

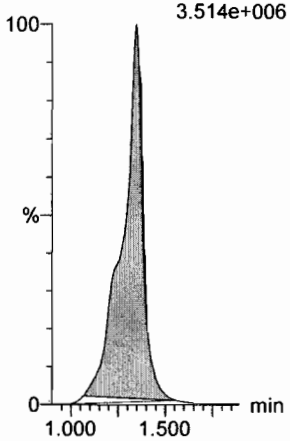

PFPeA
F5:MRM of 1 channel,ES-
263.1 > 218.9
7.963e+006

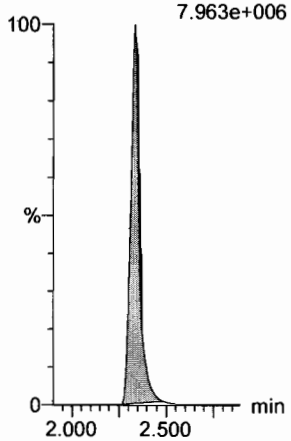

PFBS
F7:MRM of 2 channels,ES-
299.0 > 79.7
2.101e+006

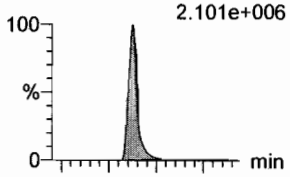

F7:MRM of 2 channels,ES-
299.0 > 99.0
7.467e+005

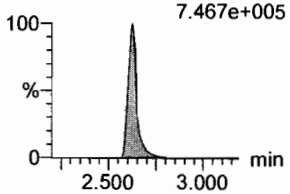

4:2 FTS
F12:MRM of 2 channels,ES-
327.2 > 307.2
1.871e+006

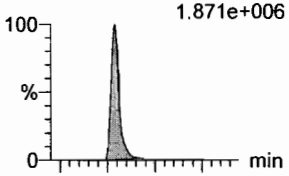

F12:MRM of 2 channels,ES-
327.2 > 81.1
9.455e+005

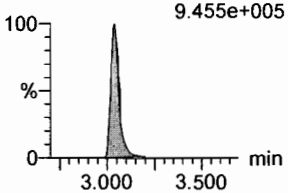

PFHxA
F9:MRM of 2 channels,ES-
313 > 269
1.242e+007

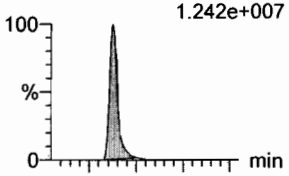

F9:MRM of 2 channels,ES-
313 > 118.9
8.231e+005

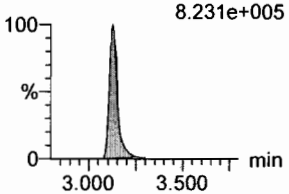

PFPeS
F15:MRM of 2 channels,ES-
349.1 > 80.1
1.747e+006

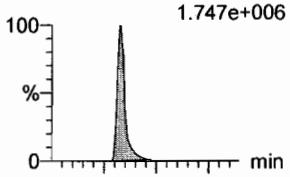

F15:MRM of 2 channels,ES-
349.1 > 99
1.250e+006

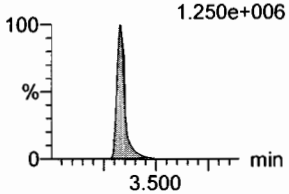

13C3-PFBA
F3:MRM of 1 channel,ES-
216.1 > 171.8
7.381e+004

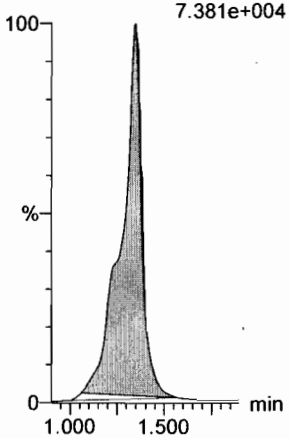

13C3-PFPeA
F6:MRM of 1 channel,ES-
266. > 221.8
1.944e+005

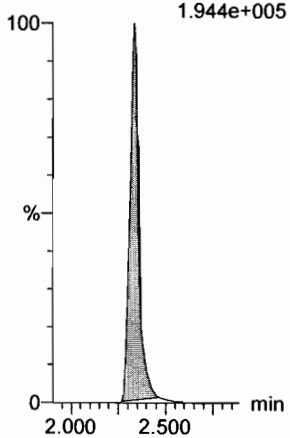

13C3-PFBS
F8:MRM of 1 channel,ES-
302. > 98.8
2.662e+004

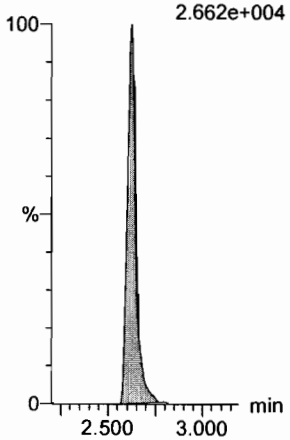

13C2-4:2 FTS
F13:MRM of 1 channel,ES-
329.2 > 308.9
1.462e+005

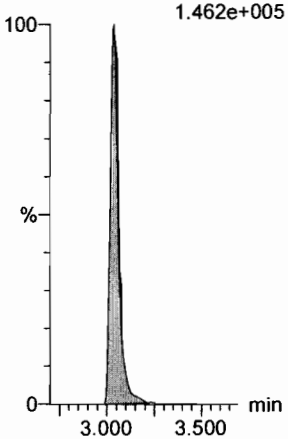

13C2-PFHxA
F10:MRM of 1 channel,ES-
315 > 270
1.411e+005

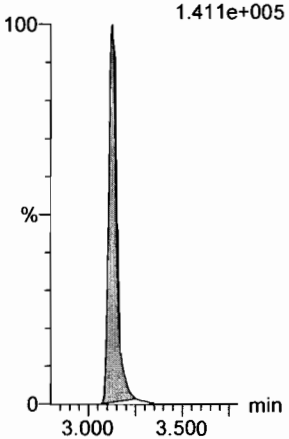

13C3-PFBS
F8:MRM of 1 channel,ES-
302. > 98.8
2.662e+004

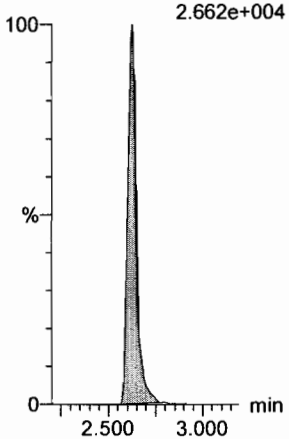

Dataset: F:\Projects\PFAS.PRO\Results\180927M1\180927M1-CRV.qld

Last Altered: Thursday, September 27, 2018 14:49:27 Pacific Daylight Time
Printed: Thursday, September 27, 2018 14:49:45 Pacific Daylight Time

Name: 180927M2_11, Date: 27-Sep-2018, Time: 13:58:48, ID: ST180927M2-10 PFC CS7 18I1710, Description: PFC CS7 18HI1710

6:2 FTS

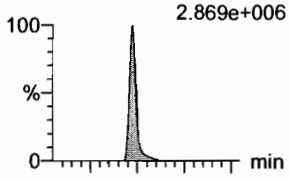

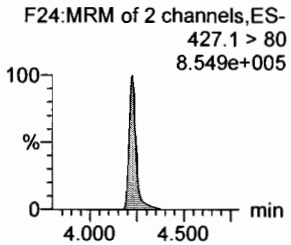

PFHpA

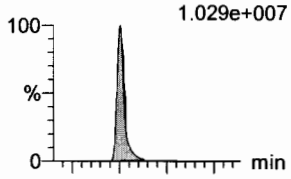

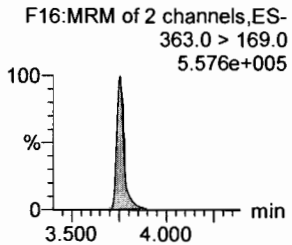

L-PFHxS

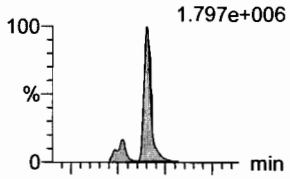

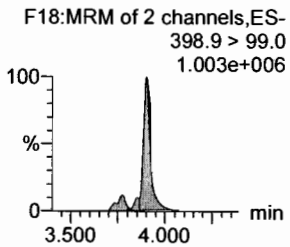

L-PFOA

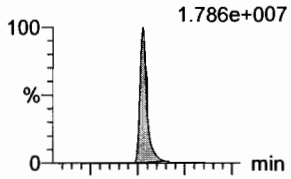

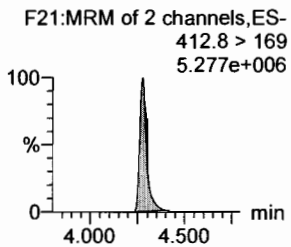

PFHpS

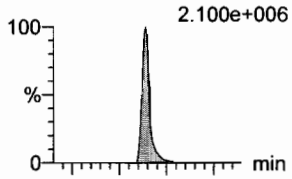

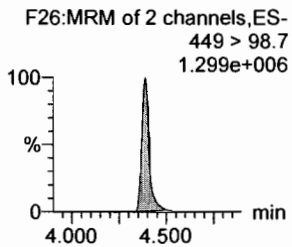

PFNA

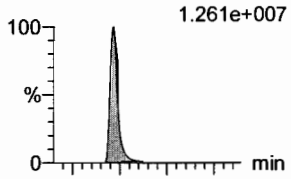

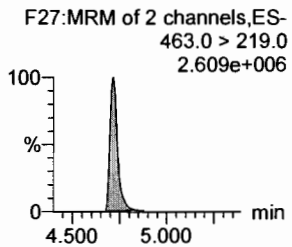

13C2-6:2 FTS

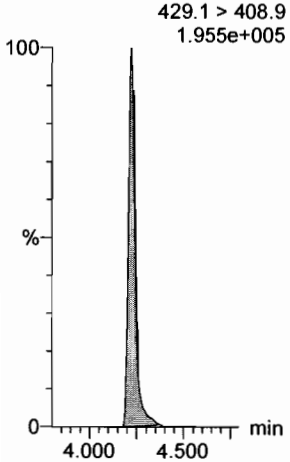

13C4-PFHpA

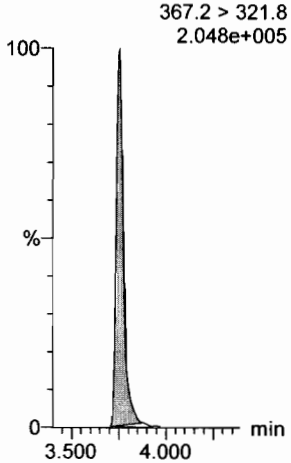

18O2-PFHxS

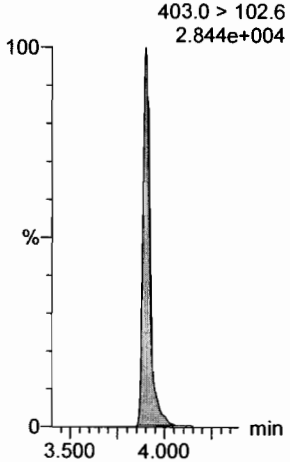

13C2-PFOA

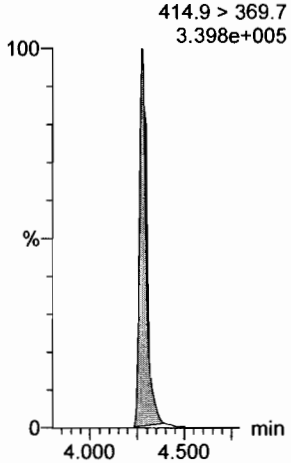

13C8-PFOS

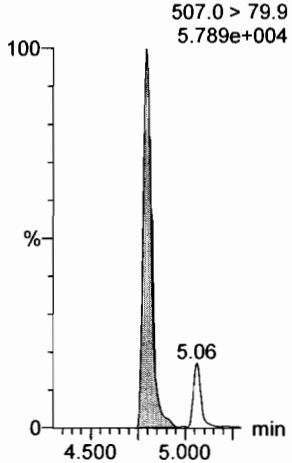

13C5-PFNA

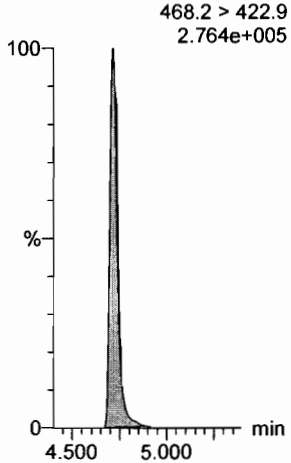

Dataset: F:\Projects\PFAS.PRO\Results\180927M1\180927M1-CRV.qld

Last Altered: Thursday, September 27, 2018 14:49:27 Pacific Daylight Time
Printed: Thursday, September 27, 2018 14:49:45 Pacific Daylight Time

Name: 180927M2_11, Date: 27-Sep-2018, Time: 13:58:48, ID: ST180927M2-10 PFC CS7 18I1710, Description: PFC CS7 18HI1710

PFOSA
F30:MRM of 2 channels,ES-
497.9 > 77.9
3.413e+006

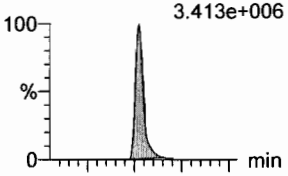

F30:MRM of 2 channels,ES-
497.9 > 169
1.324e+005

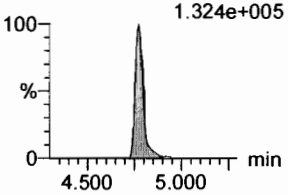

L-PFOS
F32:MRM of 2 channels,ES-
498.9 > 79.9
1.813e+006

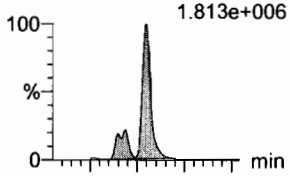

F32:MRM of 2 channels,ES-
498.9 > 99
1.010e+006

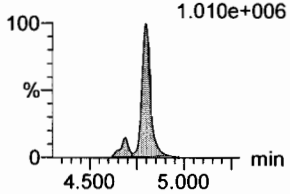

PFDA
F37:MRM of 2 channels,ES-
513 > 468.8
1.287e+007

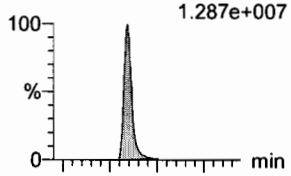

F37:MRM of 2 channels,ES-
513 > 219
2.223e+006

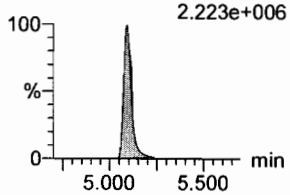

8:2 FTS
F42:MRM of 2 channels,ES-
527 > 506.9
2.463e+006

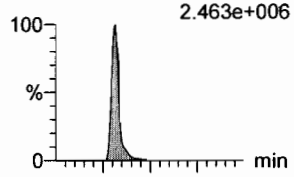

F42:MRM of 2 channels,ES-
527 > 80
9.281e+005

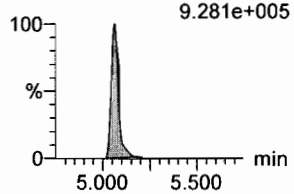

PFNS
F45:MRM of 2 channels,ES-
549.1 > 80.1
1.519e+006

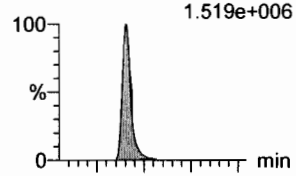

F45:MRM of 2 channels,ES-
549.1 > 99.1
9.595e+005

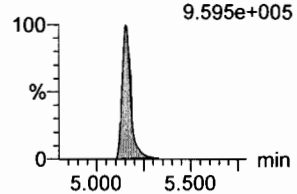

L-MeFOSAA
F48:MRM of 2 channels,ES-
570 > 419
5.226e+006

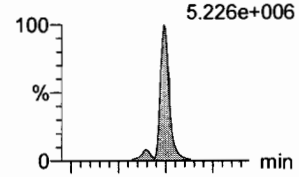

F48:MRM of 2 channels,ES-
570. > 512
1.962e+006

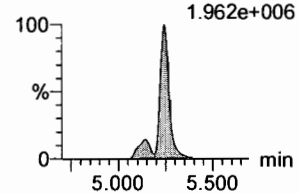

13C8-PFOSA
F34:MRM of 1 channel,ES-
506.1 > 77.7
8.365e+004

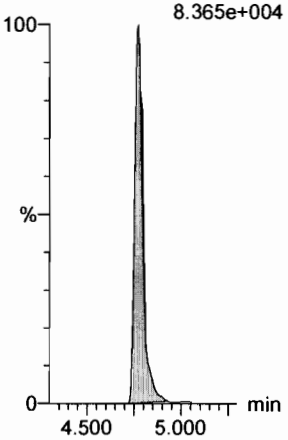

13C8-PFOS
F35:MRM of 1 channel,ES-
507.0 > 79.9
5.789e+004

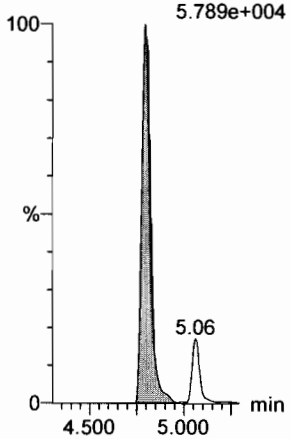

13C2-PFDA
F38:MRM of 1 channel,ES-
515.1 > 469.9
2.726e+005

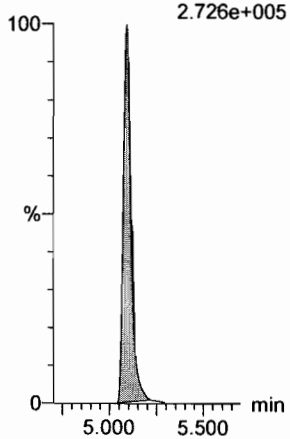

13C2-8:2 FTS
F43:MRM of 1 channel,ES-
529.1 > 508.7
1.322e+005

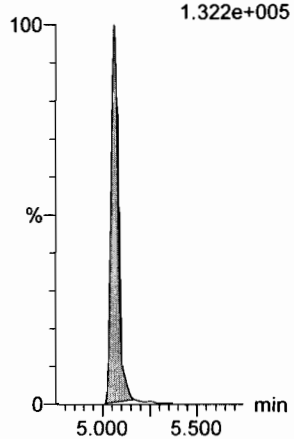

13C8-PFOS
F35:MRM of 1 channel,ES-
507.0 > 79.9
5.789e+004

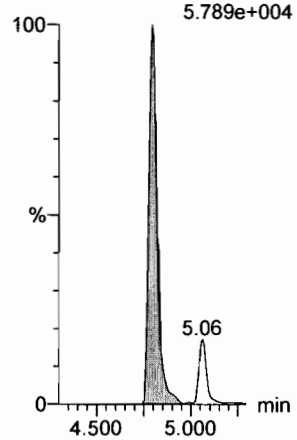

d3-N-MeFOSAA
F50:MRM of 1 channel,ES-
573.3 > 419
1.140e+005

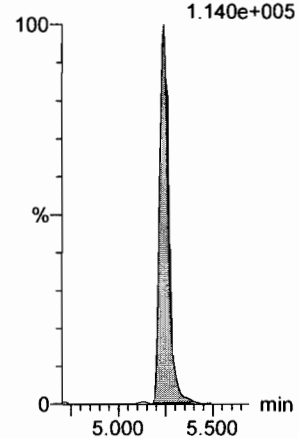

Dataset: F:\Projects\PFAS.PRO\Results\180927M1\180927M1-CRV.qld

Last Altered: Thursday, September 27, 2018 14:49:27 Pacific Daylight Time
Printed: Thursday, September 27, 2018 14:49:45 Pacific Daylight Time

Name: 180927M2_11, Date: 27-Sep-2018, Time: 13:58:48, ID: ST180927M2-10 PFC CS7 18I1710, Description: PFC CS7 18HI1710

L-EtFOSAA
F51:MRM of 2 channels,ES-
584.1 > 419
3.898e+006

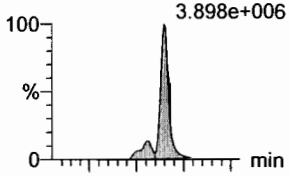

F51:MRM of 2 channels,ES-
584.1 > 526
2.575e+006

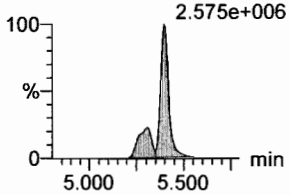

PFDoA
F54:MRM of 4 channels,ES-
612.9 > 569.0
1.696e+007

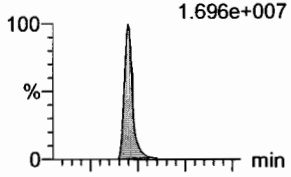

F54:MRM of 4 channels,ES-
612.9 > 318.8
1.753e+006

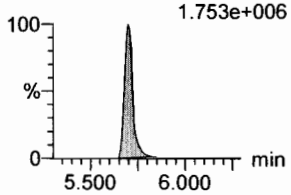

PFDS
F53:MRM of 2 channels,ES-
598.8 > 79.9
2.485e+006

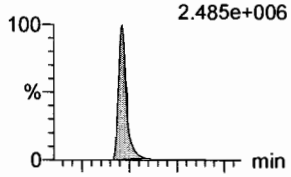

F53:MRM of 2 channels,ES-
598.8 > 98.9
1.468e+006

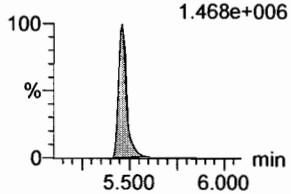

PFUdA
F46:MRM of 2 channels,ES-
563.0 > 518.9
1.300e+007

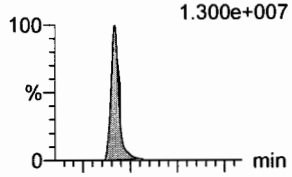

F46:MRM of 2 channels,ES-
563.0 > 269
1.100e+006

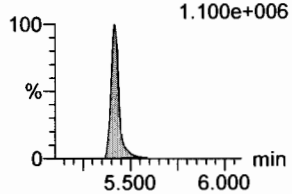

N-MeFOSA
F36:MRM of 2 channels,ES-
512.1 > 168.9
5.846e+006

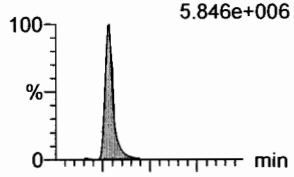

F36:MRM of 2 channels,ES-
512.1 > 219
3.970e+006

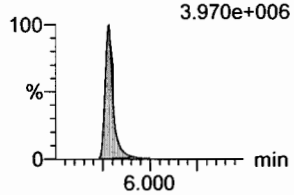

PFTrDA
F60:MRM of 2 channels,ES-
662.9 > 618.9
1.887e+007

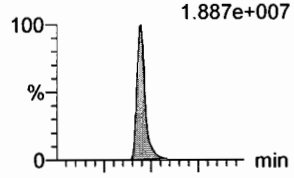

F60:MRM of 2 channels,ES-
662.9 > 319
5.911e+005

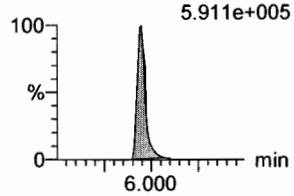

d5-N-EtFOSAA
F52:MRM of 1 channel,ES-
589.3 > 419
1.091e+005

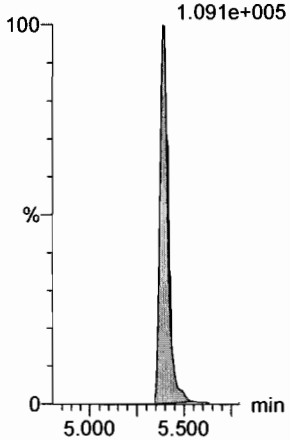

13C2-PFDoA
F55:MRM of 2 channels,ES-
615.0 > 569.7
3.300e+005

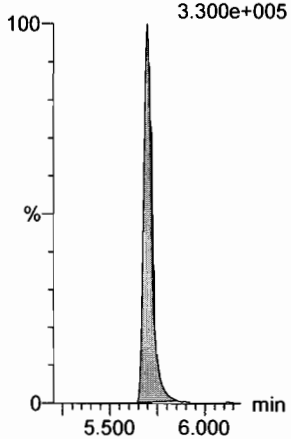

13C8-PFOS
F35:MRM of 1 channel,ES-
507.0 > 79.9
5.789e+004



13C2-PFUdA
F47:MRM of 1 channel,ES-
565 > 519.8
3.332e+005

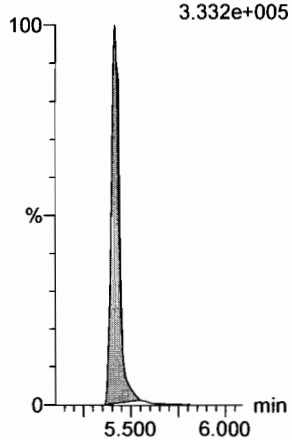

d3-N-MeFOSA
F39:MRM of 1 channel,ES-
515.2 > 168.9
4.267e+005

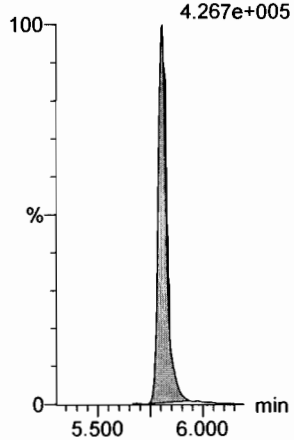

13C2-PFDoA
F55:MRM of 2 channels,ES-
615.0 > 569.7
3.300e+005

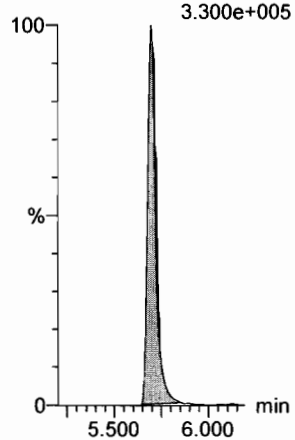

Dataset: F:\Projects\PFAS.PRO\Results\180927M1\180927M1-CRV.qld

Last Altered: Thursday, September 27, 2018 14:49:27 Pacific Daylight Time
Printed: Thursday, September 27, 2018 14:49:45 Pacific Daylight Time

Name: 180927M2_11, Date: 27-Sep-2018, Time: 13:58:48, ID: ST180927M2-10 PFC CS7 18I1710, Description: PFC CS7 18HI1710

PFTeDA

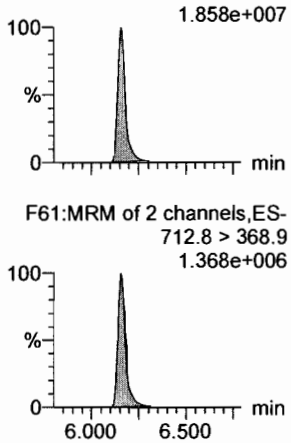

N-EtFOSA

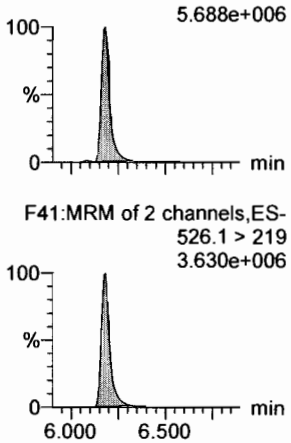

PFHxDA

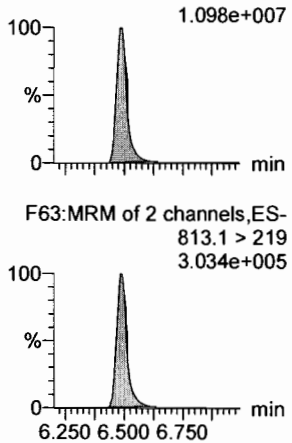

PFODA

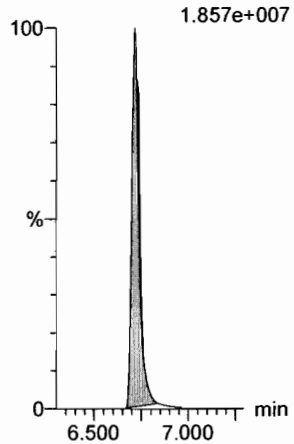

N-MeFOSE

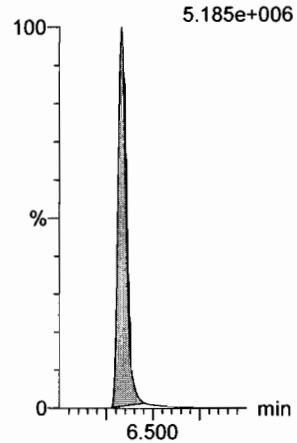

N-EtFOSE

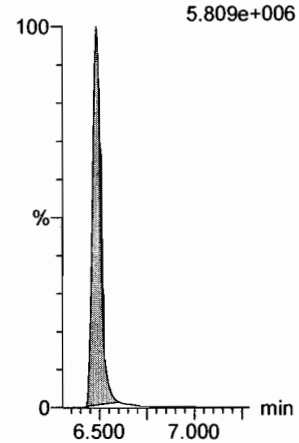

13C2-PFTeDA

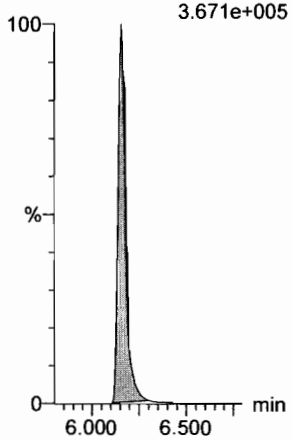

d5-N-ETFOSA

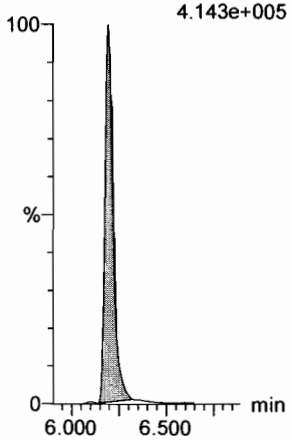

13C2-PFHxDA

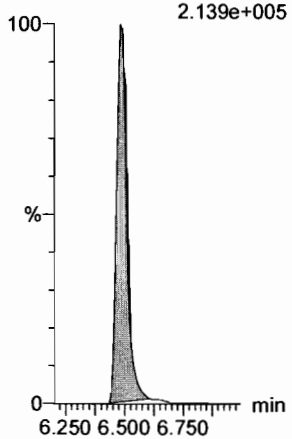

13C2-PFHxDA

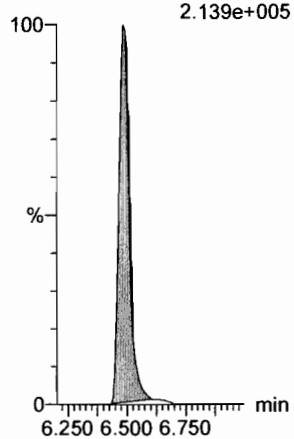

d7-N-MeFOSE

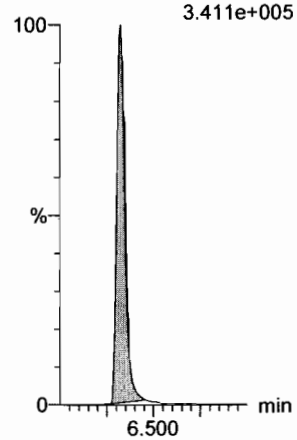

d9-N-EtFOSE

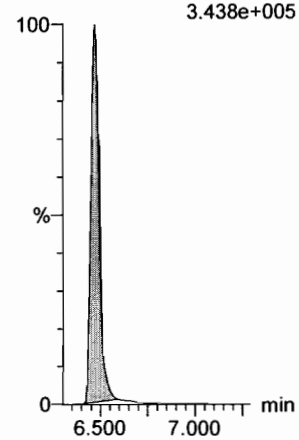

Dataset: F:\Projects\PFAS.PRO\Results\180927M1\180927M1-CRV.qld

Last Altered: Thursday, September 27, 2018 14:49:27 Pacific Daylight Time
Printed: Thursday, September 27, 2018 14:49:45 Pacific Daylight Time

Name: 180927M2_11, Date: 27-Sep-2018, Time: 13:58:48, ID: ST180927M2-10 PFC CS7 18I1710, Description: PFC CS7 18HI1710

13C4-PFBA

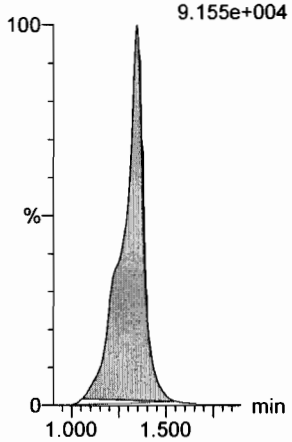

13C5-PFHxA

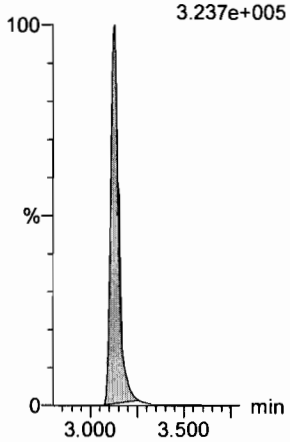

13C3-PFHxS

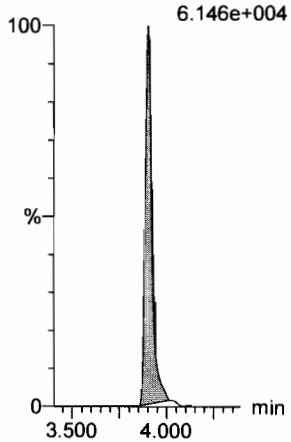

13C8-PFOA

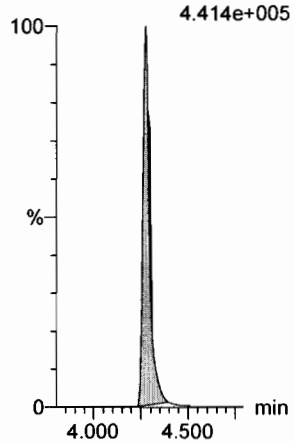

13C9-PFNA

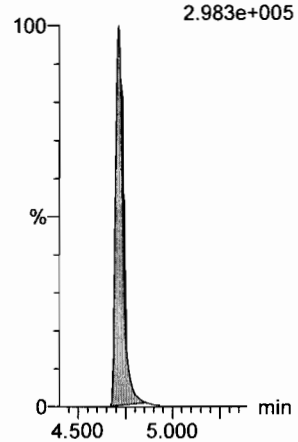

13C4-PFOS

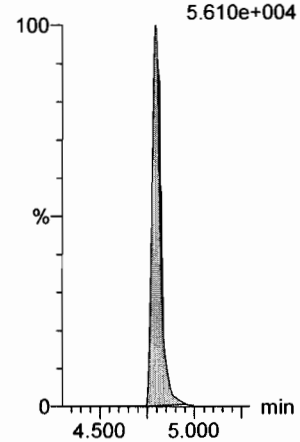

13C6-PFDA

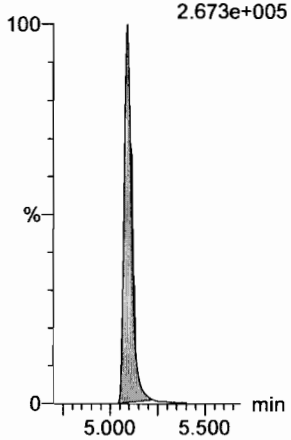

13C7-PFUdA

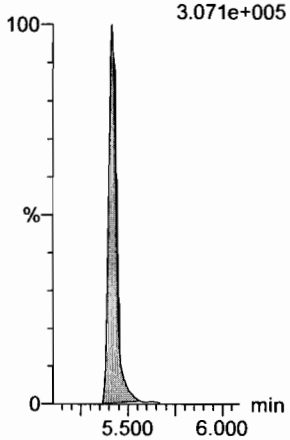

Dataset: F:\Projects\PFAS.PRO\Results\180927M1\180927M1-ICV.qld

Last Altered: Friday, September 28, 2018 10:30:44 Pacific Daylight Time
Printed: Friday, September 28, 2018 10:30:48 Pacific Daylight Time

AD 9/28/18

Name: 180927M2_13, Date: 27-Sep-2018, Time: 14:19:59, ID: ICV180927M2-1 PFC ICV 18I1711, Description: PFC ICV 18I1711

	#	Name	Trace	Area	IS Area	wt/vol	RT	Response	Conc.	%Rec	Recovery ...	Ion Ratio	Ratio Out?
1	1	PFBA	213.0 > 168.8	7338.012	7824.413	1.00	1.35	11.723	10.0	99.8	NO		
2	2	PFPeA	263.1 > 218.9	9033.021	11862.316	1.00	2.34	9.519	9.4	94.5	NO		
3	3	PFBS	299.0 > 79.7	2134.388	1682.143	1.00	2.63	15.861	8.3	83.2	NO	2.829	NO
4	4	4:2 FTS	327.2>307.2	2091.691	3130.453	1.00	3.04	8.352	9.3	93.2	NO	1.916	NO
5	5	PFHxA	313 > 269	13605.731	7542.842	1.00	3.13	9.019	9.6	96.4	NO	14.971	NO
6	6	PFPeS	349.1>80.1	1569.961	1682.143	1.00	3.33	11.666	8.8	88.0	NO	1.331	NO
7	36	13C3-PFBA	216.1 > 171.8	7824.413	10835.709	1.00	1.35	9.026	11.5	92.2	NO		
8	37	13C3-PFPeA	266. > 221.8	11862.316	18569.244	1.00	2.34	7.985	12.8	102.1	NO		
9	38	13C3-PFBS	302. > 98.8	1682.143	3168.771	1.00	2.63	6.636	12.4	99.4	NO		
10	39	13C2-4:2 FTS	329.2>308.9	3130.453	3168.771	1.00	3.04	12.349	11.6	92.9	NO		
11	40	13C2-PFHxA	315 > 270	7542.842	18569.244	1.00	3.13	5.078	5.0	100.2	NO		
12	38	13C3-PFBS	302. > 98.8	1682.143	3168.771	1.00	2.63	6.636	12.4	99.4	NO		
13	-1												
14	10	6:2 FTS	427.1 > 407	2653.927	3178.323	1.00	4.22	10.438	10.2	102.3	NO	3.204	NO
15	7	PFHpA	363.0 > 318.9	10417.629	10647.929	1.00	3.75	12.230	9.6	95.6	NO	18.976	NO
16	8	L-PFHxS	398.9 > 79.6	1808.765	1406.874	1.00	3.91	16.071	8.4	83.7	NO	1.728	NO
17	11	L-PFOA	412.8 > 368.9	17562.414	16834.666	1.00	4.28	13.040	9.5	94.9	NO	3.390	NO
18	13	PFHpS	449 > 80.0	1996.686	3311.333	1.00	4.39	7.537	9.2	91.8	NO	1.658	NO
19	14	PFNA	463.0 > 418.8	13814.897	15144.713	1.00	4.72	11.402	10.2	102.4	NO	5.021	NO
20	43	13C2-6:2 FTS	429.1 > 408.9	3178.323	3186.904	1.00	4.22	12.466	11.8	94.1	NO		
21	41	13C4-PFHpA	367.2 > 321.8	10647.929	18569.244	1.00	3.75	7.168	12.5	99.7	NO		
22	42	18O2-PFHxS	403.0 > 102.6	1406.874	3168.771	1.00	3.90	5.550	12.3	98.5	NO		
23	44	13C2-PFOA	414.9 > 369.7	16834.666	21893.092	1.00	4.28	9.612	12.6	101.1	NO		
24	47	13C8-PFOS	507.0 > 79.9	3311.333	3186.904	1.00	4.80	12.988	12.7	101.8	NO		
25	45	13C5-PFNA	468.2 > 422.9	15144.713	15608.279	1.00	4.72	12.129	12.7	101.6	NO		
26	-1												
27	15	PFOSA	497.9 > 77.9	4354.393	5133.562	1.00	4.77	10.603	10.1	100.6	NO	35.661	NO
28	16	L-PFOS	498.9 > 79.9	2434.633	3311.333	1.00	4.80	9.191	9.5	94.5	NO	1.987	NO
29	18	PFDA	513 > 468.8	13436.841	15061.683	1.00	5.09	11.152	8.8	87.6	NO	5.995	NO
30	19	8:2 FTS	527 > 506.9	2694.450	2267.149	1.00	5.06	14.856	9.6	95.9	NO	3.167	NO
31	20	PFNS	549.1 > 80.1	1815.352	3311.333	1.00	5.16	6.853	9.9	99.3	NO	1.684	NO
32	21	L-MeFOSAA	570 > 419	7842.663	6708.323	1.00	5.24	14.614	10.9	108.9	NO	2.869	NO
33	46	13C8-PFOSA	506.1 > 77.7	5133.562	19460.938	1.00	4.78	3.297	11.8	94.5	NO		
34	47	13C8-PFOS	507.0 > 79.9	3311.333	3186.904	1.00	4.80	12.988	12.7	101.8	NO		
35	48	13C2-PFDA	515.1 > 469.9	15061.683	14299.191	1.00	5.09	13.167	12.8	102.8	NO		
36	49	13C2-8:2 FTS	529.1 > 508.7	2267.149	3186.904	1.00	5.06	8.892	11.8	94.4	NO		

✓ CAH 9/28/18

Dataset: F:\Projects\PFAS.PRO\Results\180927M1\180927M1-ICV.qld

Last Altered: Friday, September 28, 2018 10:30:44 Pacific Daylight Time
Printed: Friday, September 28, 2018 10:30:48 Pacific Daylight Time

Name: 180927M2_13, Date: 27-Sep-2018, Time: 14:19:59, ID: ICV180927M2-1 PFC ICV 18I1711, Description: PFC ICV 18I1711

	#	Name	Trace	Area	IS Area	wt/vol	RT	Response	Conc.	%Rec	Recovery ...	Ion Ratio	Ratio Out?
37	47	13C8-PFOS	507.0 > 79.9	3311.333	3186.904	1.00	4.80	12.988	12.7	101.8	NO		
38	50	d3-N-MeFOSAA	573.3 > 419	6708.323	19460.938	1.00	5.24	4.309	12.0	95.7	NO		
39	-1												
40	23	L-EtFOSAA	584.1 > 419	6126.917	7045.972	1.00	5.40	10.870	10.0	100.1	NO	1.450	NO
41	27	PFDoA	612.9 > 569.0	18420.553	18630.508	1.00	5.70	12.359	9.4	93.8	NO	9.805	NO
42	26	PFDS	598.8 > 79.9	2603.713	3311.333	1.00	5.46	9.829	9.3	93.3	NO	1.472	NO
43	25	PFUdA	563.0 > 518.9	14300.691	18775.066	1.00	5.42	9.521	9.3	92.5	NO	12.402	NO
44	28	N-MeFOSA	512.1 > 168.9		21391.449	1.00					NO		
45	29	PFTrDA	662.9 > 618.9	21493.582	18630.508	1.00	5.94	14.421	9.6	96.2	NO	32.112	NO
46	52	d5-N-EtFOSAA	589.3 > 419	7045.972	19460.938	1.00	5.40	4.526	12.2	97.4	NO		
47	53	13C2-PFDoA	615.0 > 569.7	18630.508	14299.191	1.00	5.70	16.286	12.6	100.6	NO		
48	47	13C8-PFOS	507.0 > 79.9	3311.333	3186.904	1.00	4.80	12.988	12.7	101.8	NO		
49	51	13C2-PFUdA	565 > 519.8	18775.066	19460.938	1.00	5.42	12.059	11.6	92.9	NO		
50	54	d3-N-MeFOSA	515.2 > 168.9	21391.449	19460.938	1.00	5.81	13.740	139.8	93.2	NO		
51	53	13C2-PFDoA	615.0 > 569.7	18630.508	14299.191	1.00	5.70	16.286	12.6	100.6	NO		
52	-1												
53	30	PFTeDA	712.8 > 669.0	20895.705	15549.785	1.00	6.16	16.797	9.7	97.3	NO	12.724	NO
54	31	N-EtFOSA	526.1 > 168.9		25672.322	1.00					NO		
55	32	PFHxDA	813.1 > 768.6		9743.606	1.00					NO		
56	33	PFODA	913.1 > 868.8		9743.606	1.00					NO		
57	34	N-MeFOSE	616.1 > 58.9		17628.275	1.00					NO		
58	35	N-EtFOSE	630.1 > 58.9		17212.553	1.00					NO		
59	55	13C2-PFTeDA	714.8 > 669.6	15549.785	19460.938	1.00	6.16	9.988	11.4	90.9	NO		
60	56	d5-N-ETFOSA	531.1 > 168.9	25672.322	19460.938	1.00	6.20	16.490	143.2	95.5	NO		
61	57	13C2-PFHxDA	815 > 769.7	9743.606	19460.938	1.00	6.49	6.258	4.5	90.4	NO		
62	57	13C2-PFHxDA	815 > 769.7	9743.606	19460.938	1.00	6.49	6.258	4.5	90.4	NO		
63	58	d7-N-MeFOSE	623.1 > 58.9	17628.275	19460.938	1.00	6.33	11.323	139.4	92.9	NO		
64	59	d9-N-EtFOSE	639.2 > 58.8	17212.553	19460.938	1.00	6.48	11.056	133.2	88.8	NO		
65	-1												
66	60	13C4-PFBA	217. > 172	10835.709	10835.709	1.00	1.34	12.500	12.5	100.0	NO		
67	61	13C5-PFHxA	318 > 272.9	18569.244	18569.244	1.00	3.13	12.500	12.5	100.0	NO		
68	62	13C3-PFHxS	401.8 > 79.9	3168.771	3168.771	1.00	3.91	12.500	12.5	100.0	NO		
69	63	13C8-PFOA	420.9 > 376	21893.092	21893.092	1.00	4.28	12.500	12.5	100.0	NO		
70	64	13C9-PFNA	472.2 > 426.9	15608.279	15608.279	1.00	4.72	12.500	12.5	100.0	NO		
71	65	13C4-PFOS	503 > 79.9	3186.904	3186.904	1.00	4.80	12.500	12.5	100.0	NO		
72	66	13C6-PFDA	519.1 > 473.7	14299.191	14299.191	1.00	5.09	12.500	12.5	100.0	NO		

Dataset: F:\Projects\PFAS.PRO\Results\180927M1\180927M1-ICV.qld

Last Altered: Friday, September 28, 2018 10:30:44 Pacific Daylight Time
Printed: Friday, September 28, 2018 10:30:48 Pacific Daylight Time

Name: 180927M2_13, Date: 27-Sep-2018, Time: 14:19:59, ID: ICV180927M2-1 PFC ICV 18I1711, Description: PFC ICV 18I1711

	#	Name	Trace	Area	IS Area	wt/vol	RT	Response	Conc.	%Rec	Recovery ...	Ion Ratio	Ratio Out?
73	67	13C7-PFUdA	570.1 > 524.8	19460.938	19460.938	1.00	5.41	12.500	12.5	100.0	NO		

Vista Analytical Laboratory

Dataset: F:\Projects\PFAS.PRO\Results\180927M1\180927M1-ICV.qld

Last Altered: Friday, September 28, 2018 10:30:44 Pacific Daylight Time
Printed: Friday, September 28, 2018 10:30:48 Pacific Daylight Time

Method: F:\Projects\PFAS.PRO\MethDB\PFAS_FULL_80C_092718.mdb 27 Sep 2018 14:49:25
Calibration: F:\Projects\PFAS.PRO\CurveDB\C18_VAL-PFAS_Q4_09-27-18.cdb 28 Sep 2018 09:49:55

Name: 180927M2_13, Date: 27-Sep-2018, Time: 14:19:59, ID: ICV180927M2-1 PFC ICV 18I1711, Description: PFC ICV 18I1711

PFBA
F2:MRM of 1 channel,ES-
213.0 > 168.8
7.143e+004

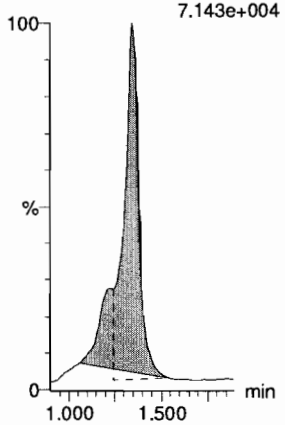

PFPeA
F5:MRM of 1 channel,ES-
263.1 > 218.9
1.818e+005

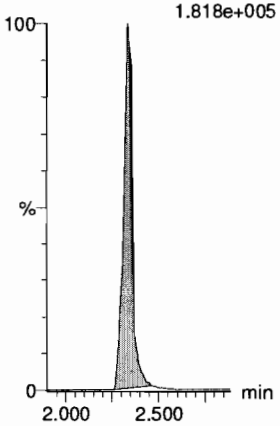

PFBS
F7:MRM of 2 channels,ES-
299.0 > 79.7
4.360e+004

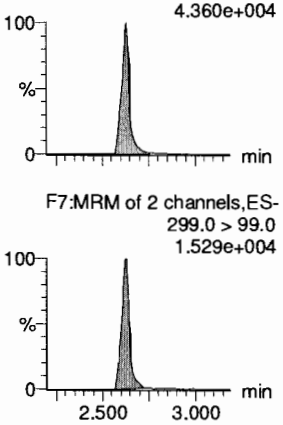

F7:MRM of 2 channels,ES-
299.0 > 99.0
1.529e+004

4:2 FTS
F12:MRM of 2 channels,ES-
327.2 > 307.2
4.614e+004

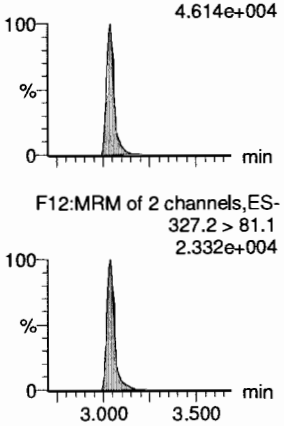

F12:MRM of 2 channels,ES-
327.2 > 81.1
2.332e+004

PFHxA
F9:MRM of 2 channels,ES-
313 > 269
2.949e+005

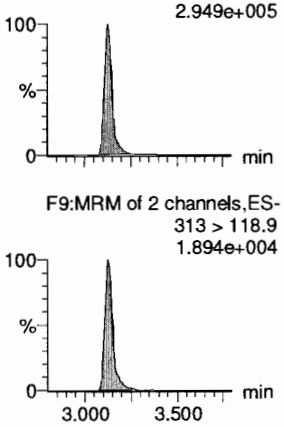

F9:MRM of 2 channels,ES-
313 > 118.9
1.894e+004

PFPeS
F15:MRM of 2 channels,ES-
349.1 > 80.1
4.077e+004

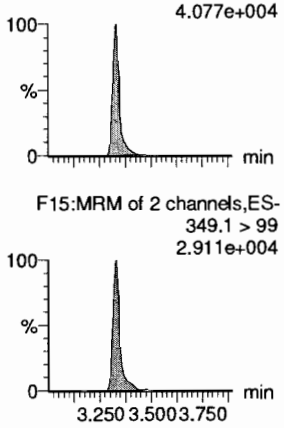

F15:MRM of 2 channels,ES-
349.1 > 99
2.911e+004

13C3-PFBA
F3:MRM of 1 channel,ES-
216.1 > 171.8
7.994e+004

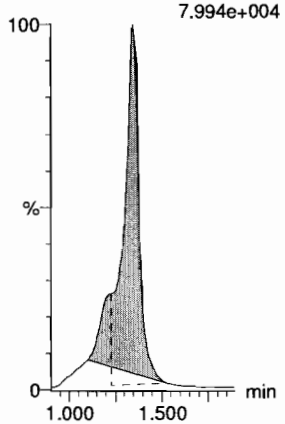

13C3-PFPeA
F6:MRM of 1 channel,ES-
266. > 221.8
2.381e+005

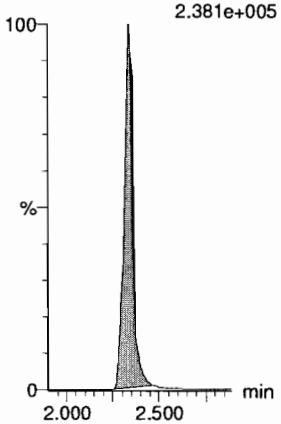

13C3-PFBS
F8:MRM of 1 channel,ES-
302. > 98.8
3.390e+004

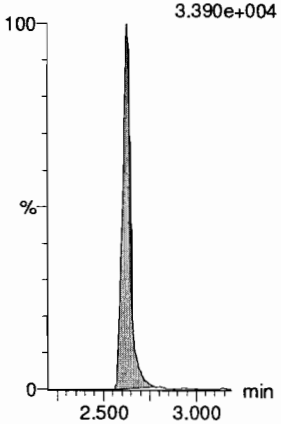

13C2-4:2 FTS
F13:MRM of 1 channel,ES-
329.2 > 308.9
6.836e+004

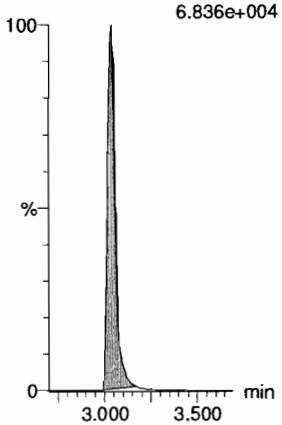

13C2-PFHxA
F10:MRM of 1 channel,ES-
315 > 270
1.642e+005

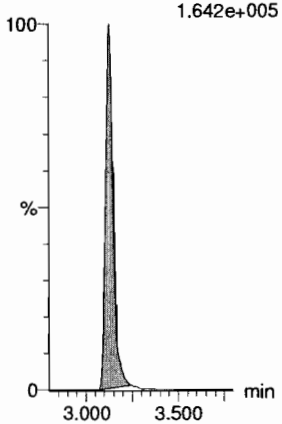

13C3-PFBS
F8:MRM of 1 channel,ES-
302. > 98.8
3.390e+004

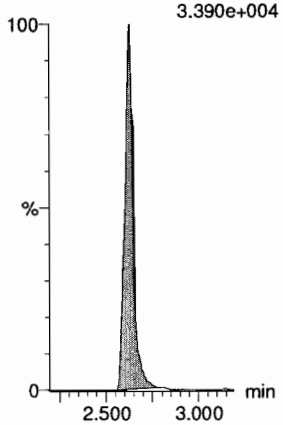

Dataset: F:\Projects\PFAS.PRO\Results\180927M1\180927M1-ICV.qld

Last Altered: Friday, September 28, 2018 10:30:44 Pacific Daylight Time
Printed: Friday, September 28, 2018 10:30:48 Pacific Daylight Time

Name: 180927M2_13, Date: 27-Sep-2018, Time: 14:19:59, ID: ICV180927M2-1 PFC ICV 18I1711, Description: PFC ICV 18I1711

6:2 FTS

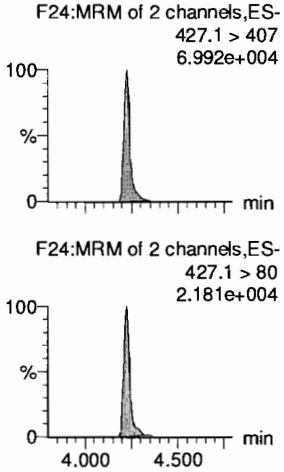

PFHpA

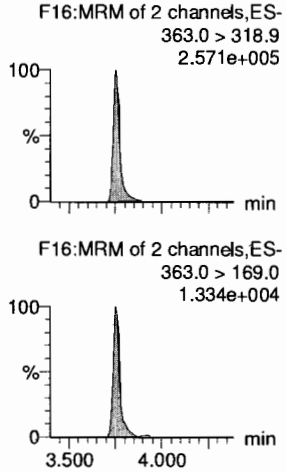

L-PFHxS

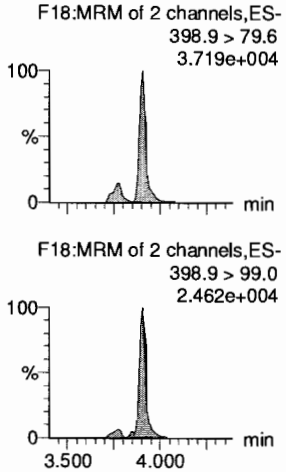

L-PFOA

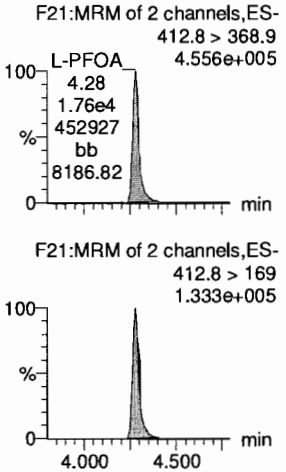

PFHpS

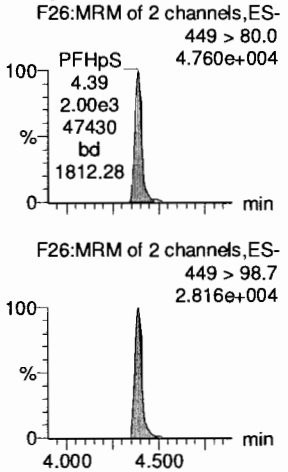

PFNA

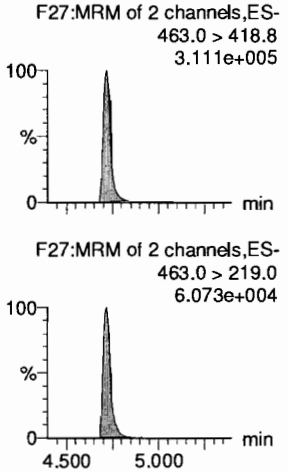

13C2-6:2 FTS

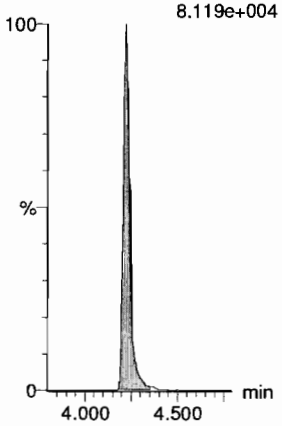

13C4-PFHpA

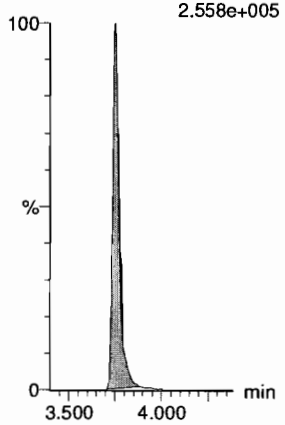

18O2-PFHxS

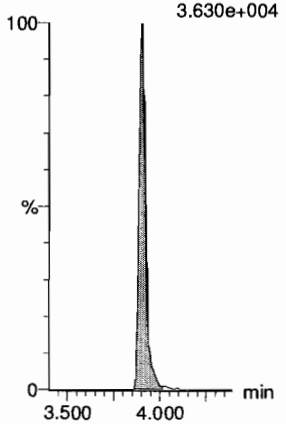

13C2-PFOA

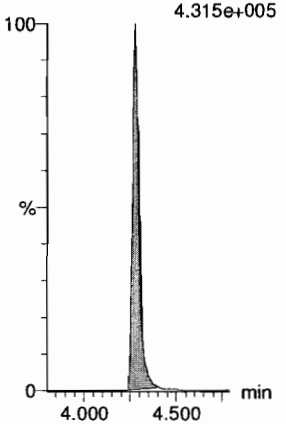

13C8-PFOS

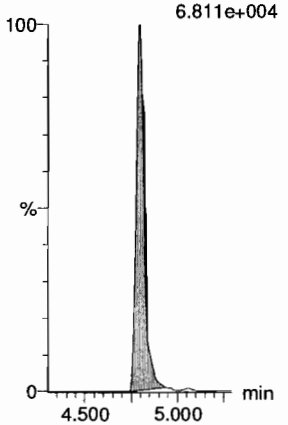

13C5-PFNA

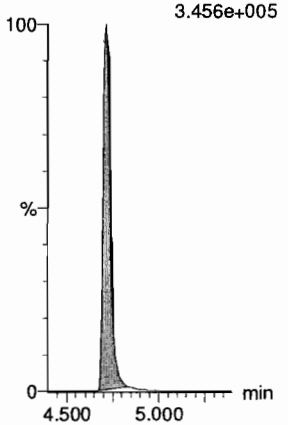

Dataset: F:\Projects\PFAS.PRO\Results\180927M1\180927M1-ICV.qld

Last Altered: Friday, September 28, 2018 10:30:44 Pacific Daylight Time
Printed: Friday, September 28, 2018 10:30:48 Pacific Daylight Time

Name: 180927M2_13, Date: 27-Sep-2018, Time: 14:19:59, ID: ICV180927M2-1 PFC ICV 18I1711, Description: PFC ICV 18I1711

PFOSA
F30:MRM of 2 channels,ES-
497.9 > 77.9
8.985e+004

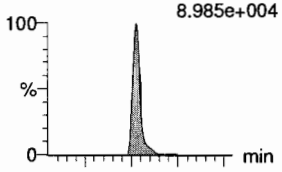

F30:MRM of 2 channels,ES-
497.9 > 169
2.676e+003

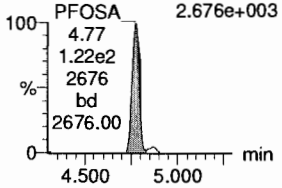

L-PFOS
F32:MRM of 2 channels,ES-
498.9 > 79.9
3.916e+004

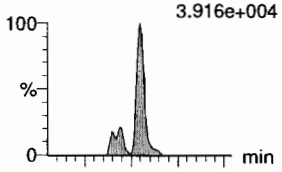

F32:MRM of 2 channels,ES-
498.9 > 99
2.208e+004

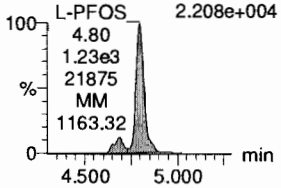

PFDA
F37:MRM of 2 channels,ES-
513 > 468.8
3.020e+005

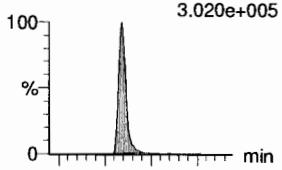

F37:MRM of 2 channels,ES-
513 > 219
5.000e+004

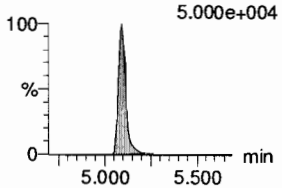

8:2 FTS
F42:MRM of 2 channels,ES-
527 > 506.9
6.052e+004

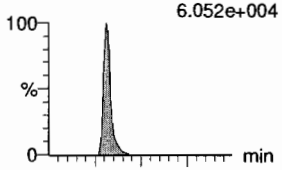

F42:MRM of 2 channels,ES-
527 > 80
1.919e+004

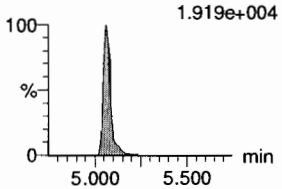

PFNS
F45:MRM of 2 channels,ES-
549.1 > 80.1
3.631e+004

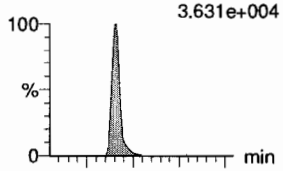

F45:MRM of 2 channels,ES-
549.1 > 99.1
2.226e+004

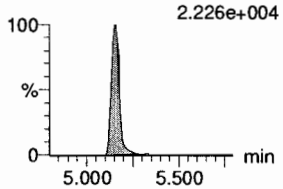

L-MeFOSAA
F48:MRM of 2 channels,ES-
570 > 419
1.520e+005

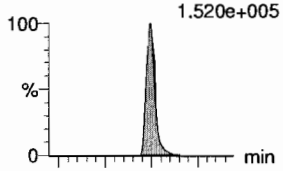

F48:MRM of 2 channels,ES-
570. > 512
5.445e+004

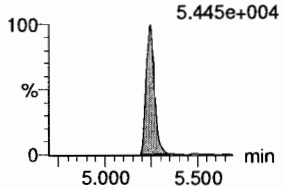

13C8-PFOSA
F34:MRM of 1 channel,ES-
506.1 > 77.7
1.100e+005

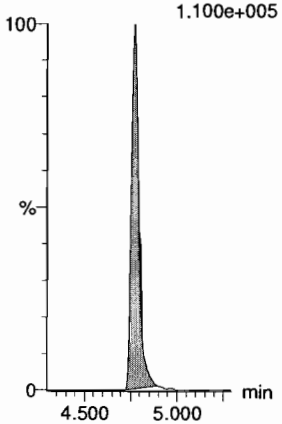

13C8-PFOS
F35:MRM of 1 channel,ES-
507.0 > 79.9
6.811e+004

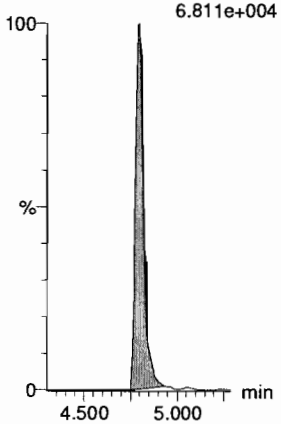

13C2-PFDA
F38:MRM of 1 channel,ES-
515.1 > 469.9
3.296e+005

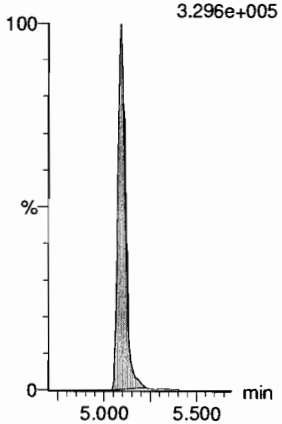

13C2-8:2 FTS
F43:MRM of 1 channel,ES-
529.1 > 508.7
5.168e+004

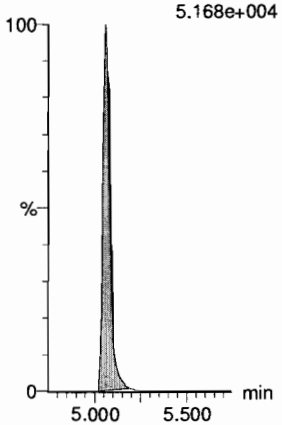

13C8-PFOS
F35:MRM of 1 channel,ES-
507.0 > 79.9
6.811e+004

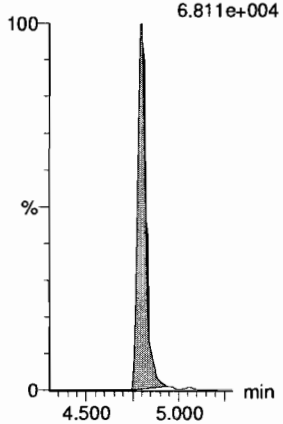

d3-N-MeFOSAA
F50:MRM of 1 channel,ES-
573.3 > 419
1.324e+005

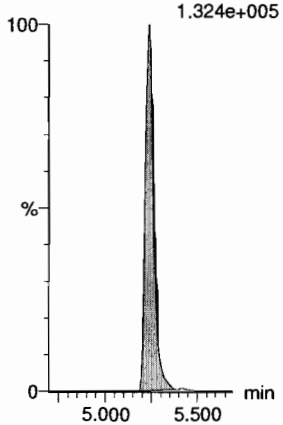

Dataset: F:\Projects\PFAS.PRO\Results\180927M1\180927M1-ICV.qld

Last Altered: Friday, September 28, 2018 10:30:44 Pacific Daylight Time
Printed: Friday, September 28, 2018 10:30:48 Pacific Daylight Time

Name: 180927M2_13, Date: 27-Sep-2018, Time: 14:19:59, ID: ICV180927M2-1 PFC ICV 18I1711, Description: PFC ICV 18I1711

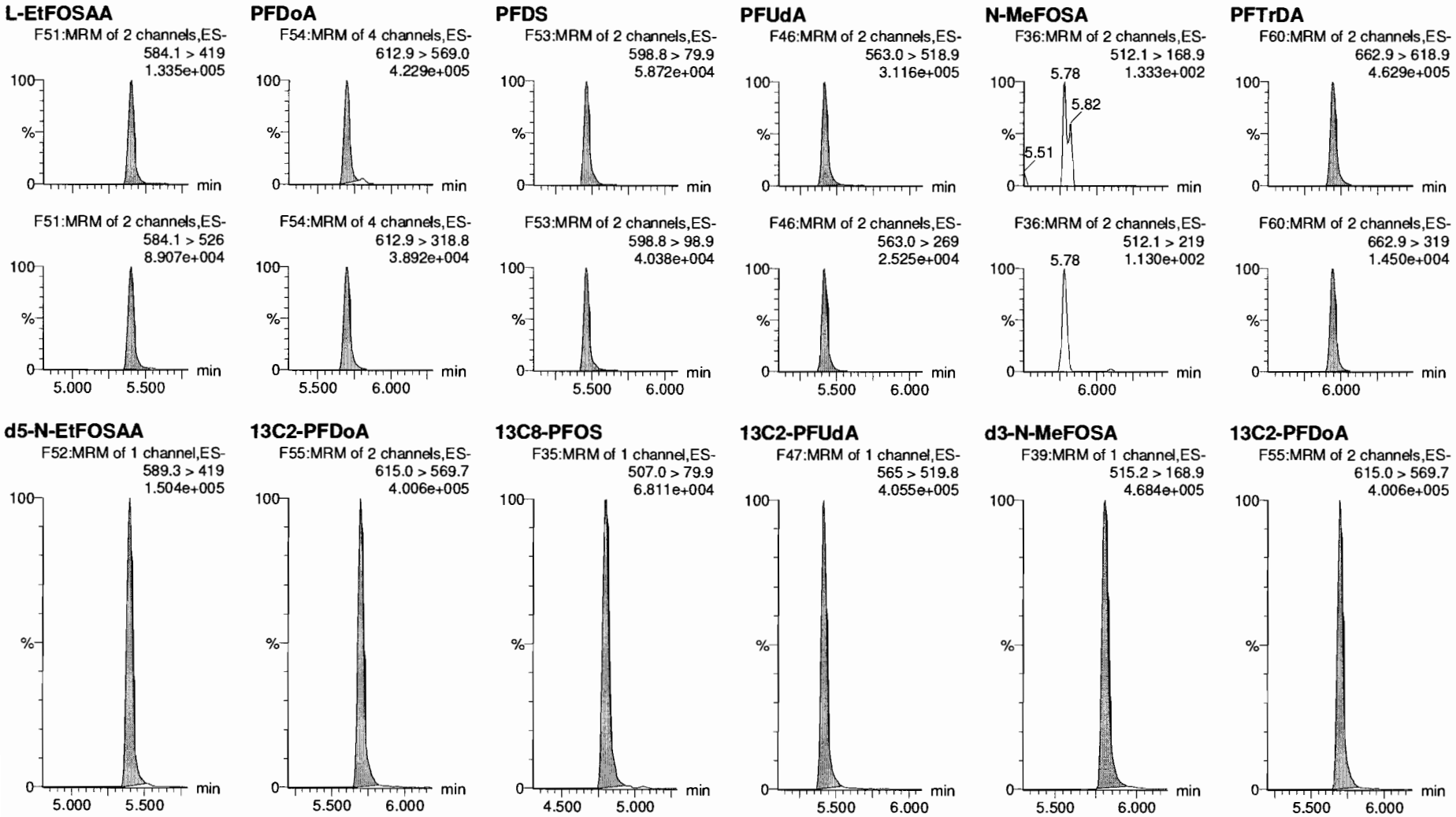

Dataset: F:\Projects\PFAS.PRO\Results\180927M1\180927M1-ICV.qld

Last Altered: Friday, September 28, 2018 10:30:44 Pacific Daylight Time
Printed: Friday, September 28, 2018 10:30:48 Pacific Daylight Time

Name: 180927M2_13, Date: 27-Sep-2018, Time: 14:19:59, ID: ICV180927M2-1 PFC ICV 18I1711, Description: PFC ICV 18I1711

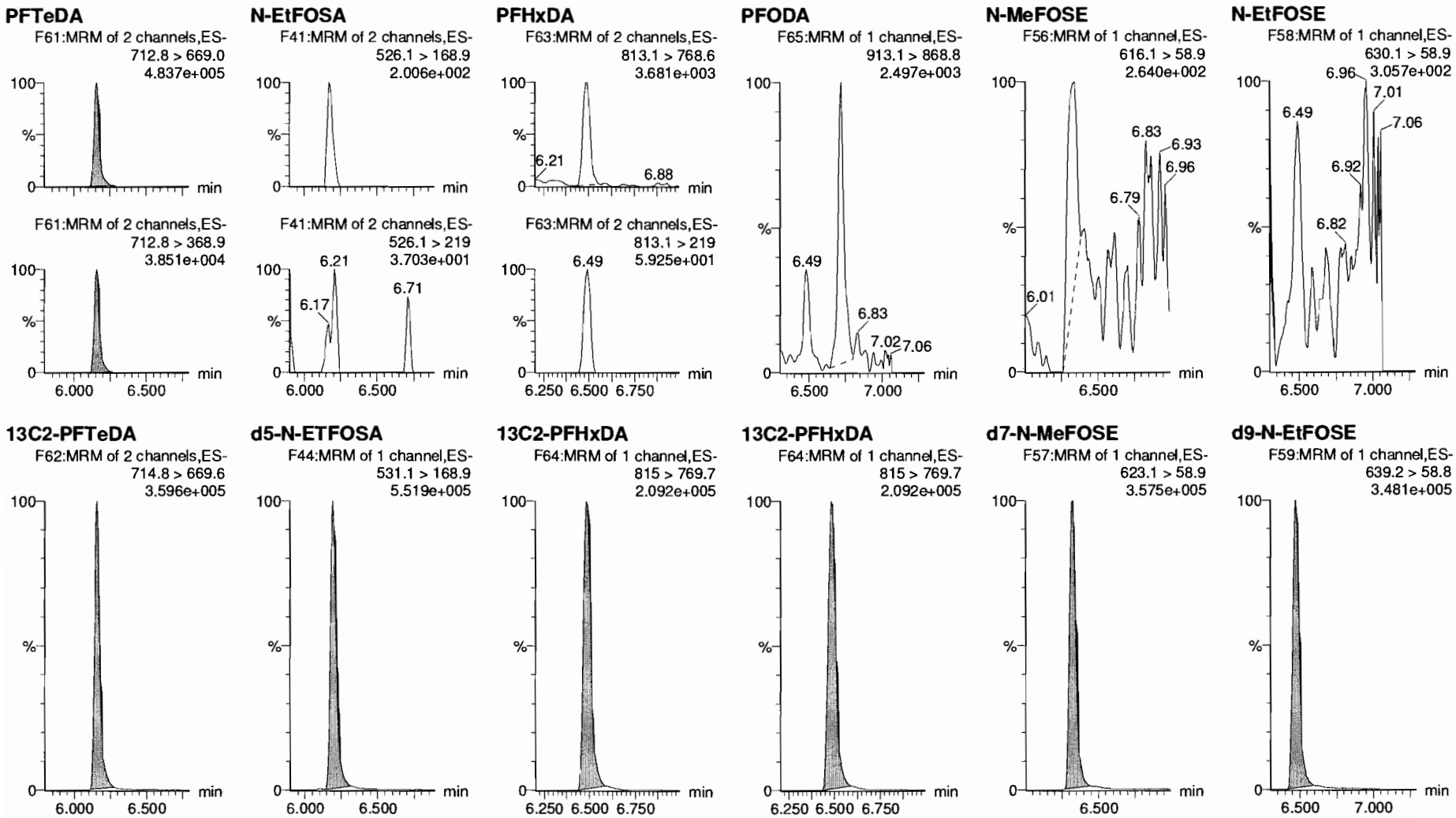

Dataset: F:\Projects\PFAS.PRO\Results\180927M1\180927M1-ICV.qld

Last Altered: Friday, September 28, 2018 10:30:44 Pacific Daylight Time
Printed: Friday, September 28, 2018 10:30:48 Pacific Daylight Time

Name: 180927M2_13, Date: 27-Sep-2018, Time: 14:19:59, ID: ICV180927M2-1 PFC ICV 18I1711, Description: PFC ICV 18I1711

13C4-PFBA
F4:MRM of 1 channel,ES-
217. > 172
1.002e+005

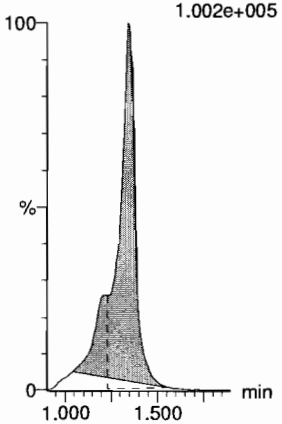

13C5-PFHxA
F11:MRM of 1 channel,ES-
318 > 272.9
3.995e+005

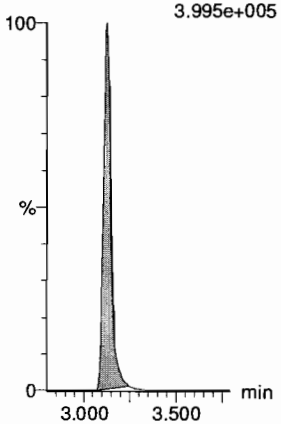

13C3-PFHxS
F19:MRM of 1 channel,ES-
401.8 > 79.9
8.033e+004

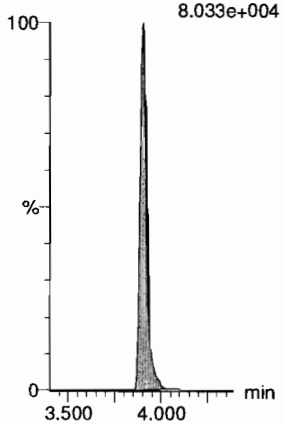

13C8-PFOA
F23:MRM of 1 channel,ES-
420.9 > 376
5.603e+005

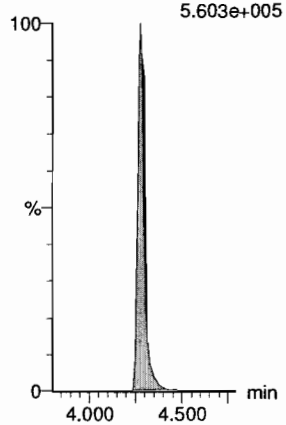

13C9-PFNA
F29:MRM of 1 channel,ES-
472.2 > 426.9
3.601e+005

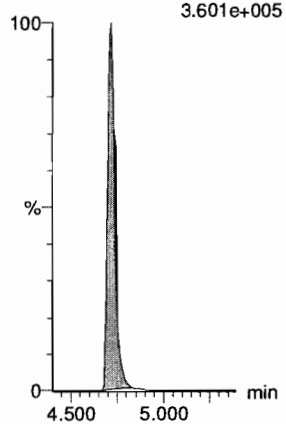

13C4-PFOS
F33:MRM of 1 channel,ES-
503 > 79.9
6.803e+004

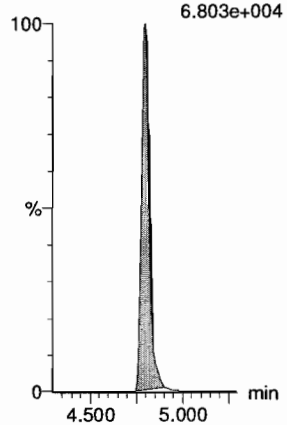

13C6-PFDA
F40:MRM of 1 channel,ES-
519.1 > 473.7
3.127e+005

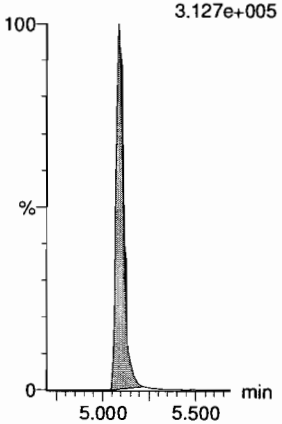

13C7-PFUdA
F49:MRM of 1 channel,ES-
570.1 > 524.8
4.103e+005



Vista Analytical Laboratory

Dataset: F:\Projects\PFAS.PRO\Results\180927M2\180927M2-IB.qld

Last Altered: Friday, September 28, 2018 10:35:05 Pacific Daylight Time
Printed: Friday, September 28, 2018 10:39:50 Pacific Daylight Time

Method: F:\Projects\PFAS.PRO\MethDB\PFAS_FULL_80C_092718.mdb 27 Sep 2018 14:49:25
Calibration: F:\Projects\PFAS.PRO\CurveDB\C18_VAL-PFAS_Q4_09-27-18.cdb 28 Sep 2018 09:49:55

Name: 180927M2_12, Date: 27-Sep-2018, Time: 14:09:26, ID: IPA, Description: IPA

PFBA

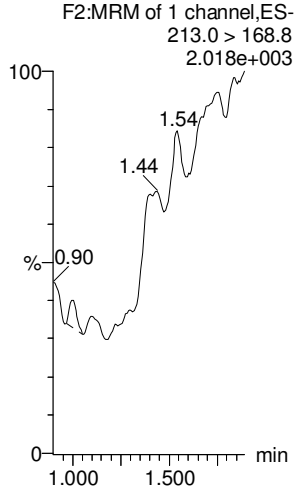

PFPeA

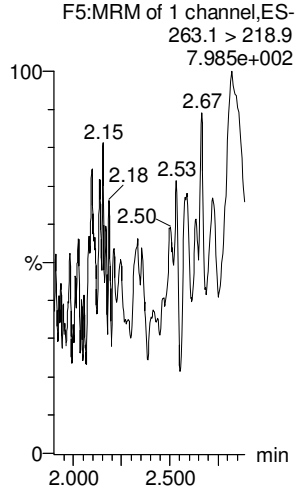

PFBS

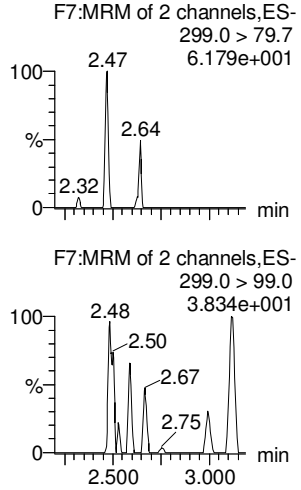

4:2 FTS

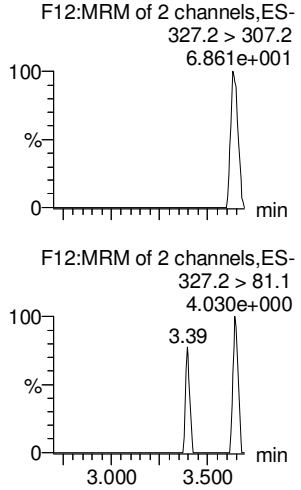

PFHxA

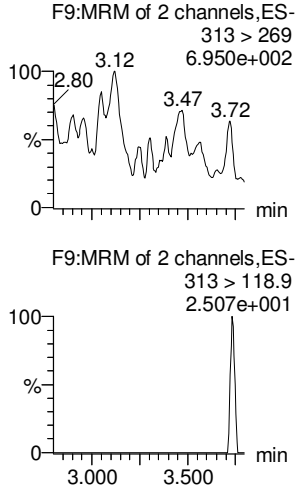

PFPeS

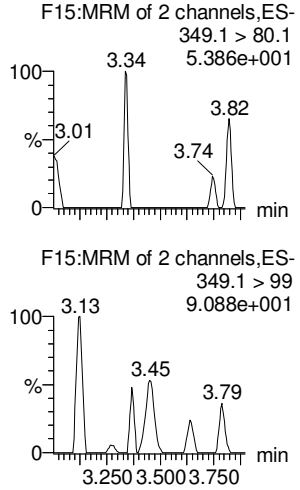

13C3-PFBA

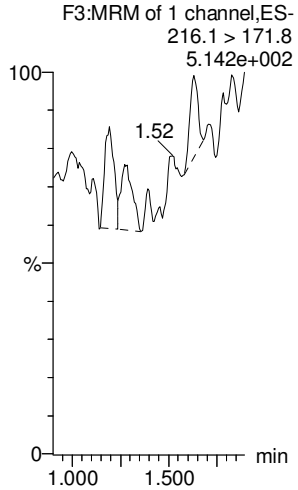

13C3-PFPeA

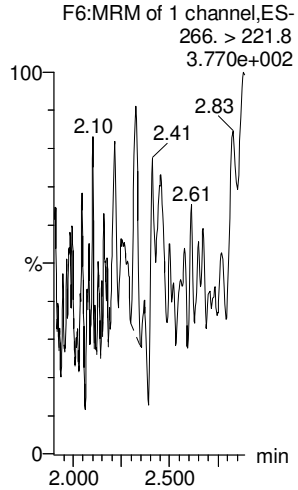

13C3-PFBS

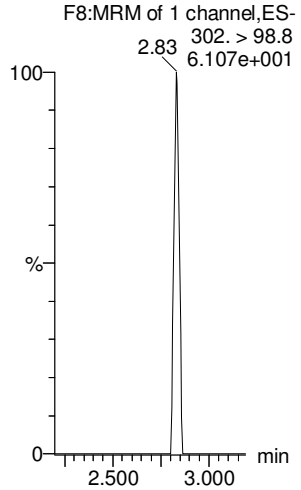

13C2-4:2 FTS

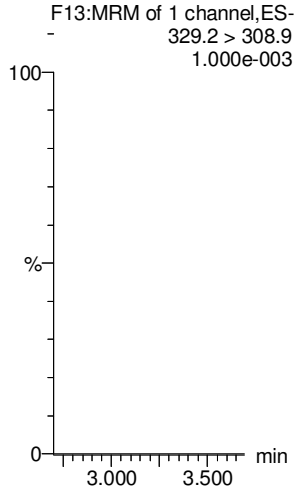

13C2-PFHxA

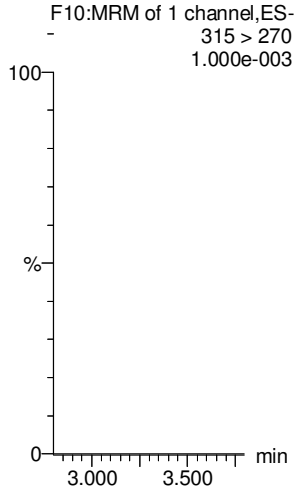

13C3-PFBS

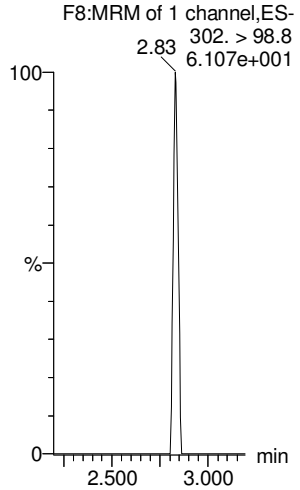

Dataset: F:\Projects\PFAS.PRO\Results\180927M2\180927M2-IB.qld

Last Altered: Friday, September 28, 2018 10:35:05 Pacific Daylight Time
Printed: Friday, September 28, 2018 10:39:50 Pacific Daylight Time

Name: 180927M2_12, Date: 27-Sep-2018, Time: 14:09:26, ID: IPA, Description: IPA

6:2 FTS

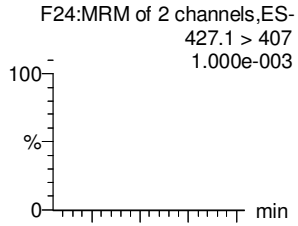

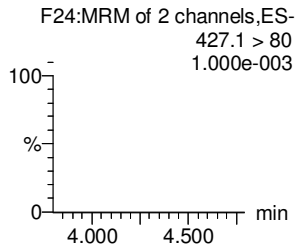

PFHpA

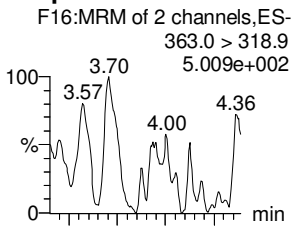

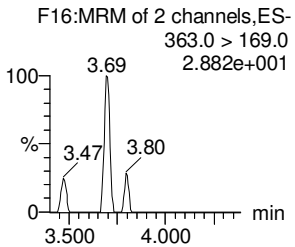

L-PFHxS

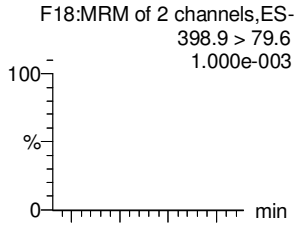

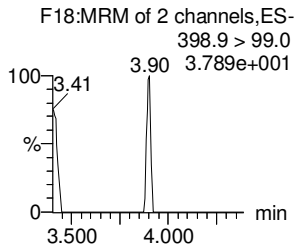

L-PFOA

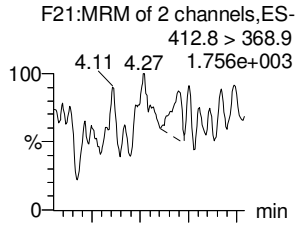

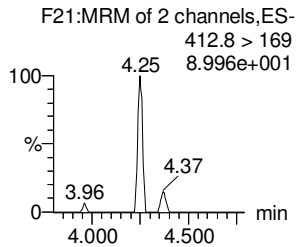

PFHpS

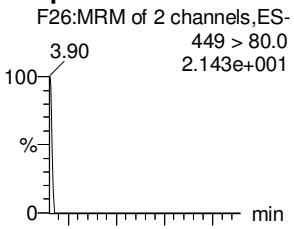

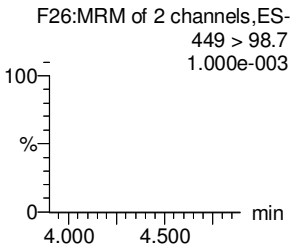

PFNA

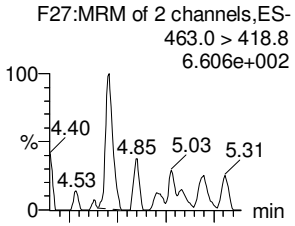

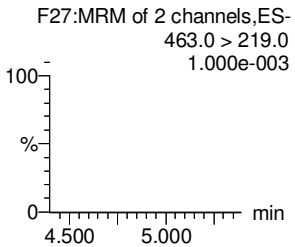

13C2-6:2 FTS

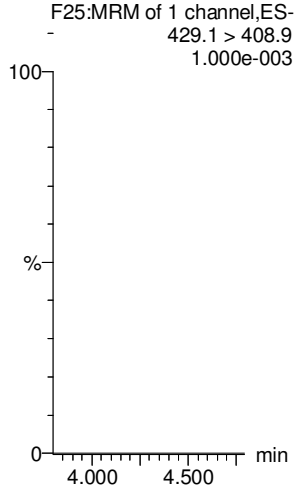

13C4-PFHpA

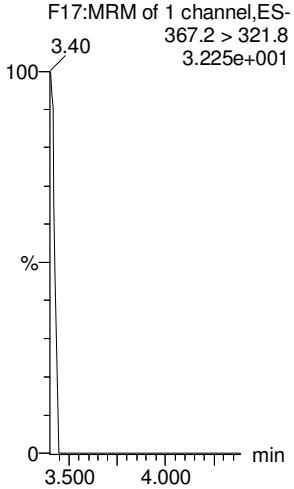

18O2-PFHxS

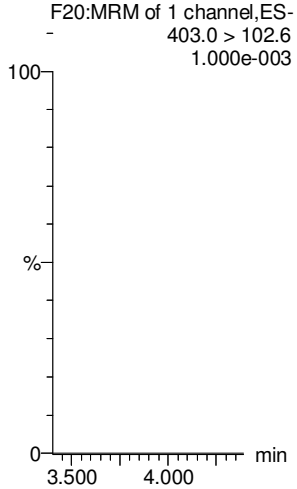

13C2-PFOA

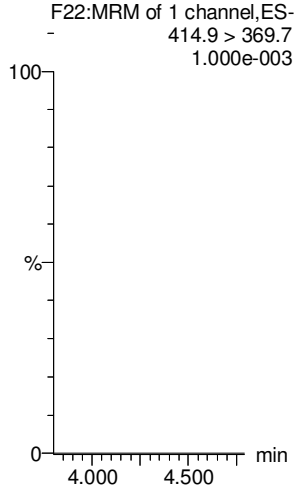

13C8-PFOS

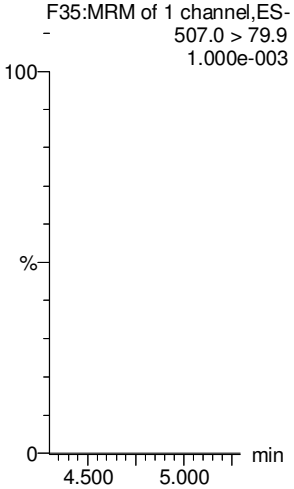

13C5-PFNA

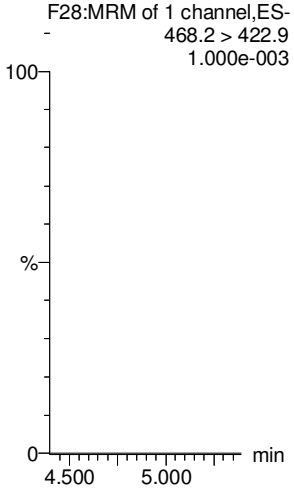

Dataset: F:\Projects\PFAS.PRO\Results\180927M2\180927M2-IB.qld

Last Altered: Friday, September 28, 2018 10:35:05 Pacific Daylight Time
Printed: Friday, September 28, 2018 10:39:50 Pacific Daylight Time

Name: 180927M2_12, Date: 27-Sep-2018, Time: 14:09:26, ID: IPA, Description: IPA

PFOSA

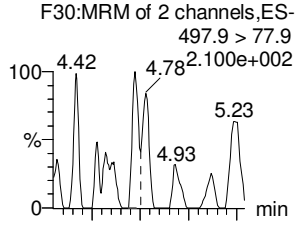

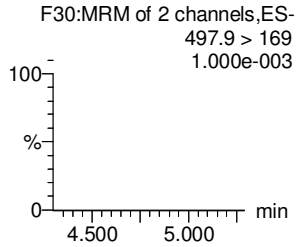

L-PFOS

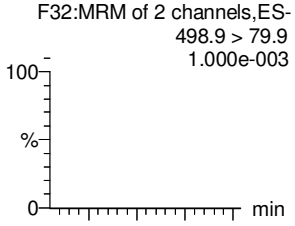

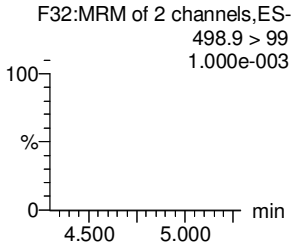

PFDA

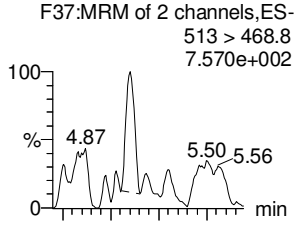

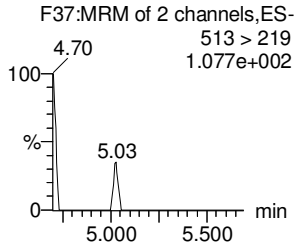

8:2 FTS

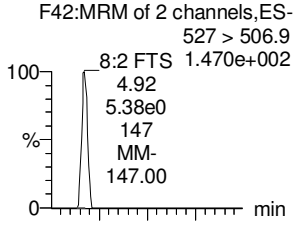

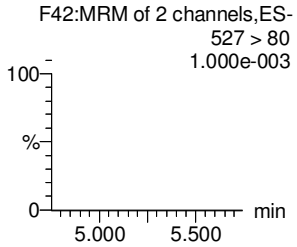

PFNS

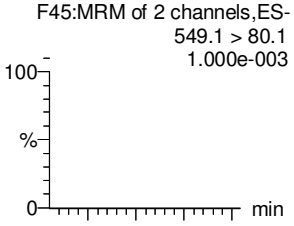

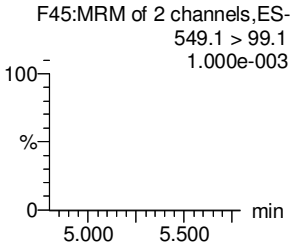

L-MeFOSAA

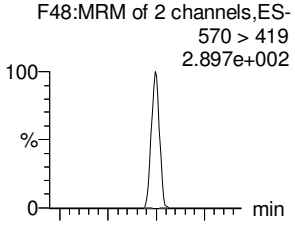

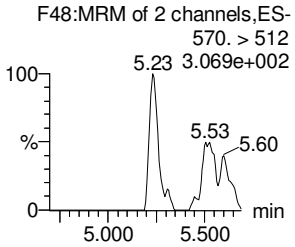

13C8-PFOSA

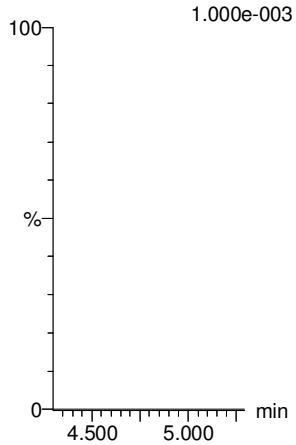

13C8-PFOS

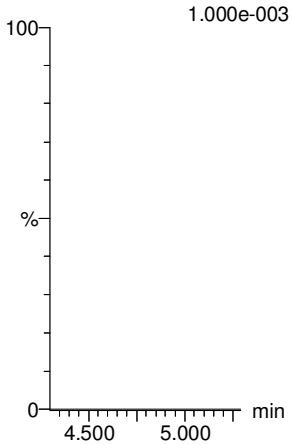

13C2-PFDA

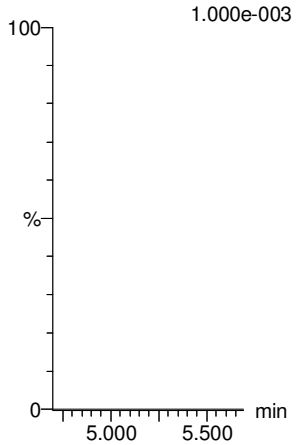

13C2-8:2 FTS

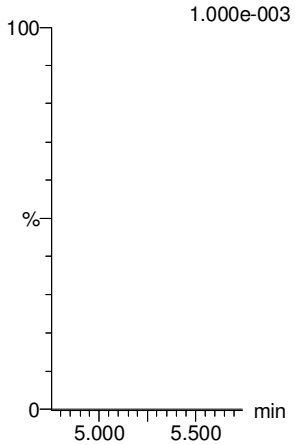

13C8-PFOS



d3-N-MeFOSAA

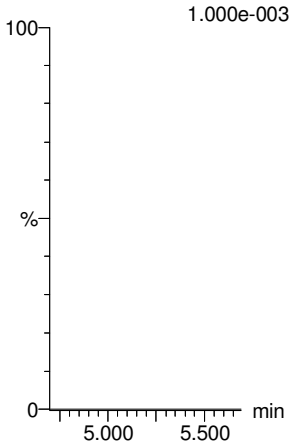

Dataset: F:\Projects\PFAS.PRO\Results\180927M2\180927M2-IB.qld

Last Altered: Friday, September 28, 2018 10:35:05 Pacific Daylight Time
Printed: Friday, September 28, 2018 10:39:50 Pacific Daylight Time

Name: 180927M2_12, Date: 27-Sep-2018, Time: 14:09:26, ID: IPA, Description: IPA

L-EtFOSAA

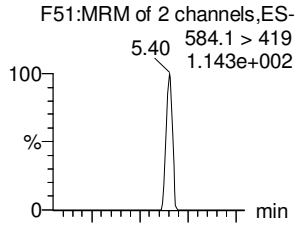

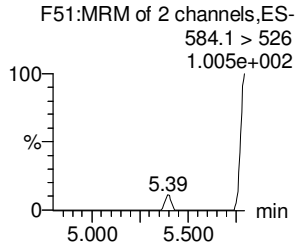

PFDoA

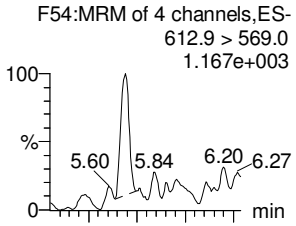

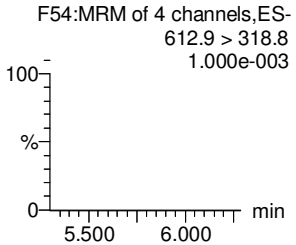

PFDS

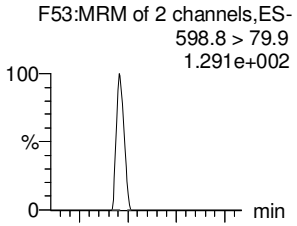

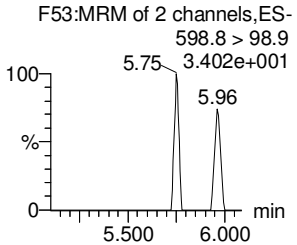

PFUdA

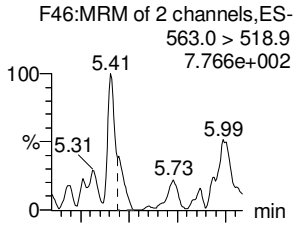

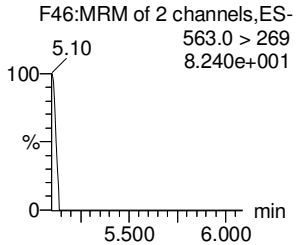

N-MeFOSA

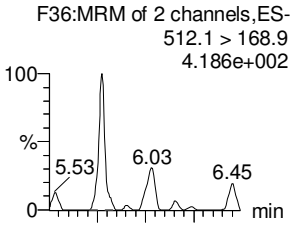

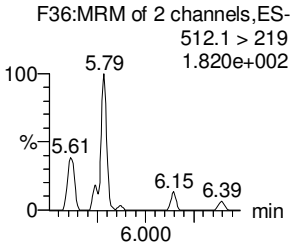

PFTrDA

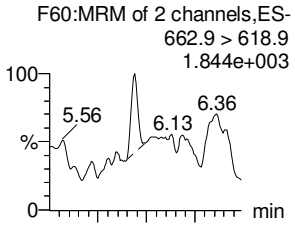

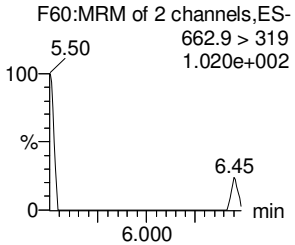

d5-N-EtFOSAA

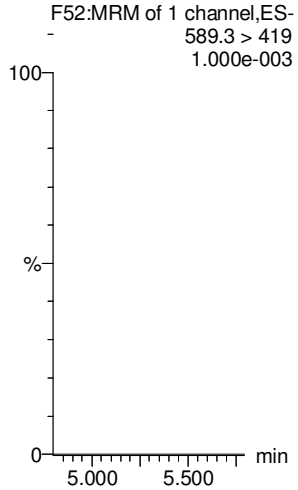

13C2-PFDoA

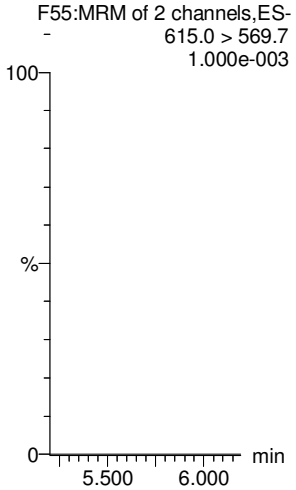

13C8-PFOS

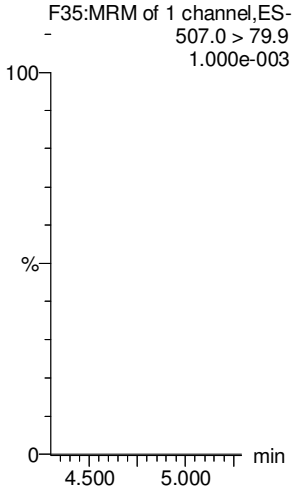

13C2-PFUdA

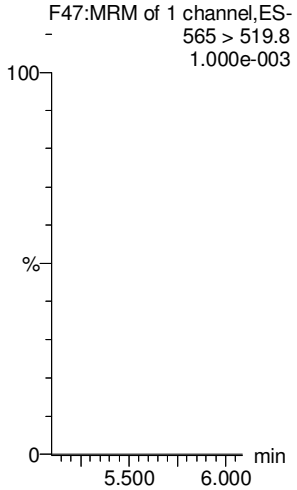

d3-N-MeFOSA

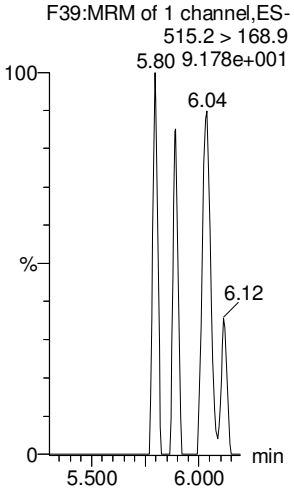

13C2-PFDoA

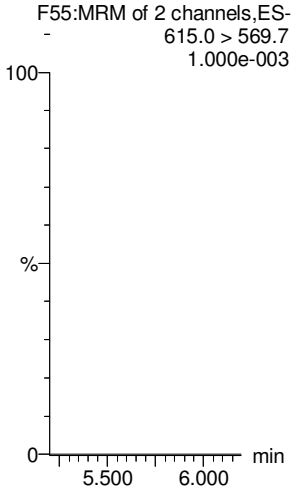

Vista Analytical Laboratory

Dataset: F:\Projects\PFAS.PRO\Results\180927M2\180927M2-IB.qld

Last Altered: Friday, September 28, 2018 10:35:05 Pacific Daylight Time
Printed: Friday, September 28, 2018 10:39:50 Pacific Daylight Time

Name: 180927M2_12, Date: 27-Sep-2018, Time: 14:09:26, ID: IPA, Description: IPA

PFTeDA

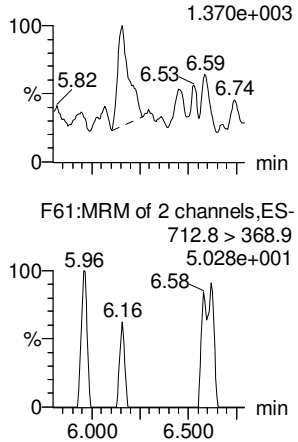

N-EtFOSA

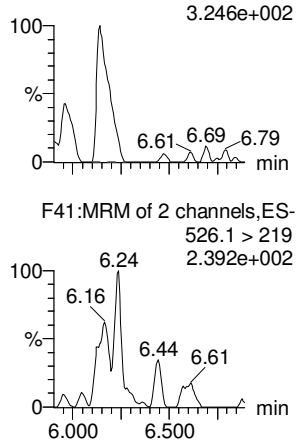

PFHxDA

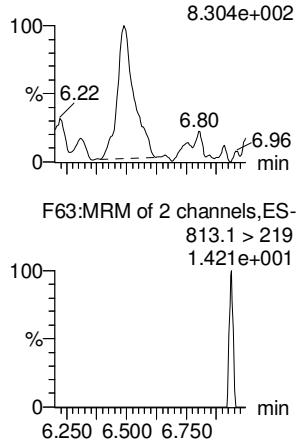

PFODA

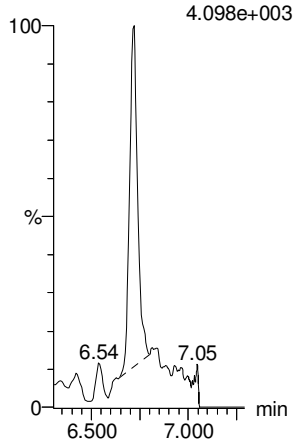

N-MeFOSE

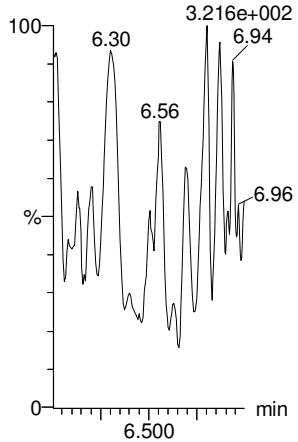

N-EtFOSE

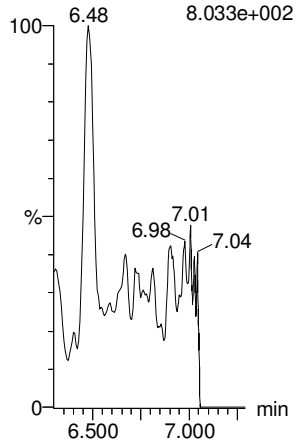

13C2-PFTeDA

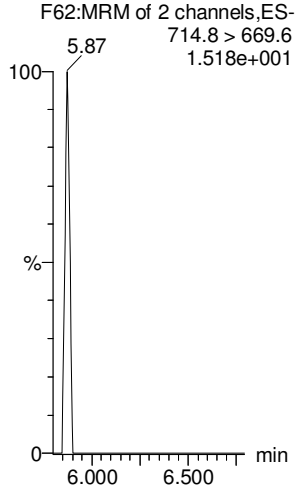

d5-N-ETFOSA

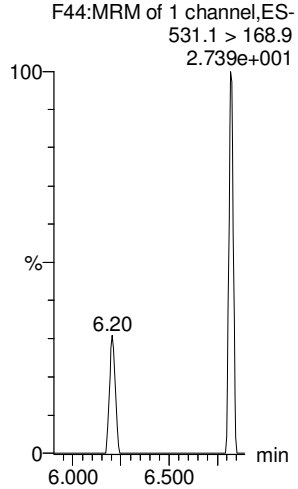

13C2-PFHxDA

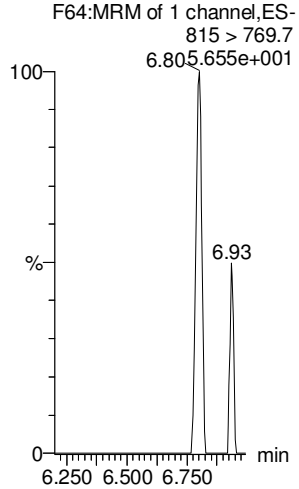

13C2-PFHxDA

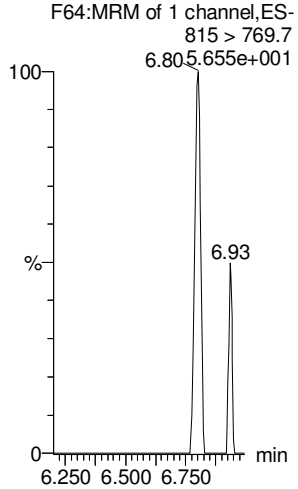

d7-N-MeFOSE

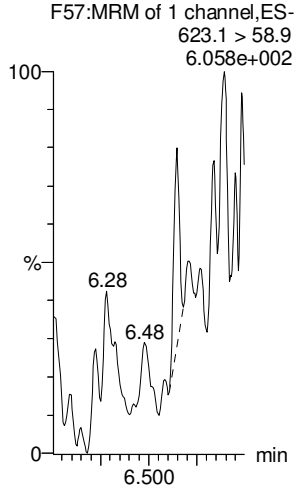

d9-N-EtFOSE

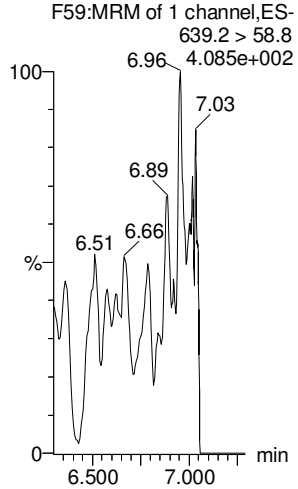

Dataset: F:\Projects\PFAS.PRO\Results\180927M2\180927M2-IB.qld

Last Altered: Friday, September 28, 2018 10:35:05 Pacific Daylight Time
Printed: Friday, September 28, 2018 10:39:50 Pacific Daylight Time

Name: 180927M2_12, Date: 27-Sep-2018, Time: 14:09:26, ID: IPA, Description: IPA

13C4-PFBA

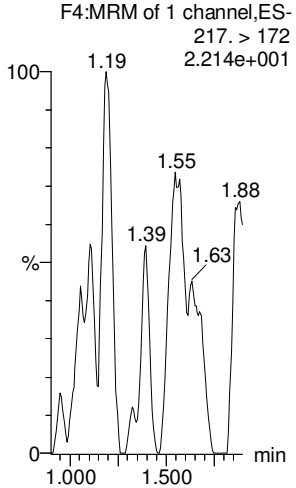

13C5-PFHxA

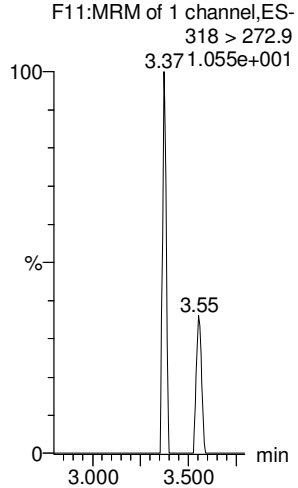

13C3-PFHxS

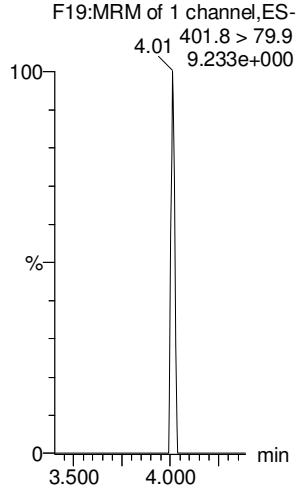

13C8-PFOA

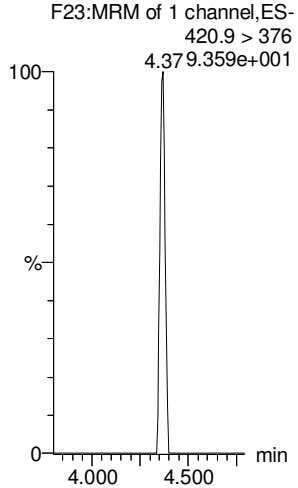

13C9-PFNA

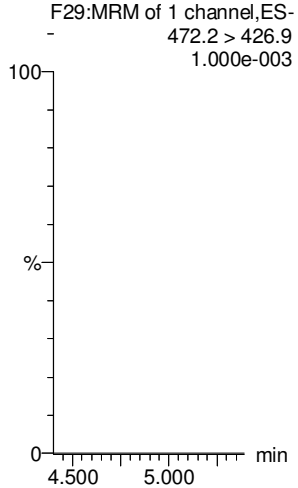

13C4-PFOS

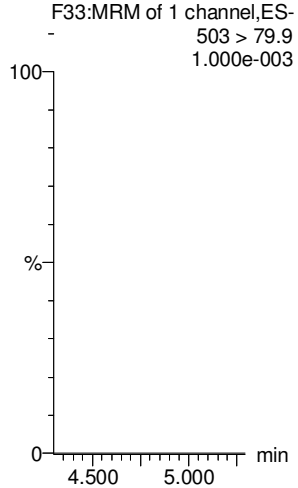

13C6-PFDA

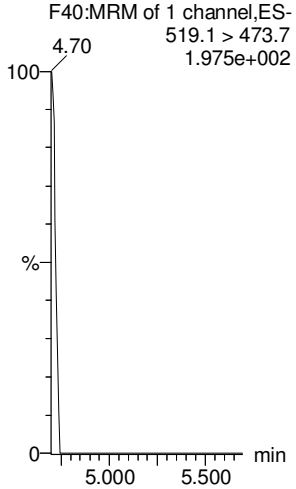

13C7-PFUdA

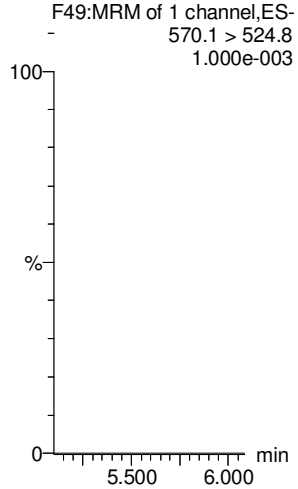

October 03, 2018

Vista Work Order No. 1802982

Ms. Maya Murshak
Merit Laboratories, Inc.
2680 East Lansing Drive
East Lansing, MI 48823

Dear Ms. Murshak,

Enclosed are the results for the sample set received at Vista Analytical Laboratory on September 12, 2018 under your Project Name 'Wurtsmith'.

Vista Analytical Laboratory is committed to serving you effectively. If you require additional information, please contact me at 916-673-1520 or by email at mmaier@vista-analytical.com.

Thank you for choosing Vista as part of your analytical support team.

Sincerely,

Martha Maier
Laboratory Director

Vista Analytical Laboratory certifies that the report herein meets all the requirements set forth by NELAP for those applicable test methods. Results relate only to the samples as received by the laboratory. This report should not be reproduced except in full without the written approval of Vista.

Vista Analytical Laboratory 1104 Windfield Way El Dorado Hills, CA 95762 ph: 916-673-1520 fx: 916-673-0106 www.vista-analytical.com

Vista Work Order No. 1802982
Case Narrative

Sample Condition on Receipt:

One foam sample and one aqueous sample were received in good condition and within the method temperature requirements. The samples were received and stored securely in accordance with Vista standard operating procedures and EPA methodology.

Analytical Notes:

PFAS Isotope Dilution Method

Samples "FM1809061700GC" and "SW1809061705GC" contained particulate and were centrifuged prior to extraction.

The samples were extracted and analyzed for a selected list of PFAS using the PFAS Isotope Dilution Method (Modified EPA Method 537). The results for PFHxS, PFOA, PFOS, MeFOSAA and EtFOSAA include both linear and branched isomers. Results for all other analytes include the linear isomers only.

Sample "FM1809061700GC" was suspected to be highly contaminated, therefore only a 1:10 dilution was run.

Holding Times

The samples were extracted and analyzed within the method hold times.

Quality Control

The Initial Calibration and Continuing Calibration Verifications met the method acceptance criteria.

A Method Blank and Ongoing Precision and Recovery (OPR) sample were extracted and analyzed with the preparation batch. No analytes were detected in the Method Blank above 1/2 the LOQ. The OPR recoveries were within the method acceptance criteria.

The labeled standard recoveries outside the acceptance criteria are listed in the table below.

QC Anomalies

LabNumber	SampleName	Analysis	Analyte	Flag	%Rec
1802982-01	FM1809061700GC	PFAS Isotope Dilution Method	18O2-PFHxS	H	57.7
B8I0100-BLK1	B8I0100-BLK1	PFAS Isotope Dilution Method	13C2-PFUnA	H	56.9
B8I0100-BS1	B8I0100-BS1	PFAS Isotope Dilution Method	13C8-PFOSA	H	19.0

H = Recovery was outside laboratory acceptance criteria.

Table of Contents

Case Narrative..... 1

Table of Contents..... 3

Sample Inventory..... 4

Analytical Results..... 5

Qualifiers..... 14

Certifications..... 15

Sample Receipt..... 18

Extraction Information..... 20

Sample Data - PFAS Isotope Dilution Method..... 24

Continuing Calibration..... 68

Initial Calibration..... 121

Sample Inventory Report

Vista Sample ID	Client Sample ID	Sampled	Received	Components/Containers
1802982-01	FM1809061700GC	06-Sep-18 17:00	12-Sep-18 10:24	HDPE Bottle, 250 mL
1802982-02	SW1809061705GC	06-Sep-18 17:05	12-Sep-18 10:24	HDPE Bottle, 250 mL
				HDPE Bottle, 250 mL

Vista Project: 1802982

Client Project: Wurtsmith

ANALYTICAL RESULTS

Sample ID: Method Blank

PFAS Isotope Dilution Method

Client Data

Name: Merit Laboratories, Inc.
Matrix: Aqueous
Project: Wurtsmith

Laboratory Data

Lab Sample: B8I0100-BLK1
Column: BEH C18

Analyte	Conc. (ng/L)	DL	LOD	LOQ	Qualifiers	Batch	Extracted	Samp Size	Analyzed	Dilution
L-PFBA	ND	1.37	2.00	4.00		B8I0100	19-Sep-18	0.250 L	28-Sep-18 22:12	1
L-PFPeA	ND	1.37	2.00	4.00		B8I0100	19-Sep-18	0.250 L	28-Sep-18 22:12	1
L-PFBS	ND	1.37	2.00	4.00		B8I0100	19-Sep-18	0.250 L	28-Sep-18 22:12	1
L-4:2 FTS	ND	1.37	2.00	4.00		B8I0100	19-Sep-18	0.250 L	28-Sep-18 22:12	1
L-PFHxA	ND	1.37	2.00	4.00		B8I0100	19-Sep-18	0.250 L	28-Sep-18 22:12	1
L-PFPeS	ND	1.37	2.00	4.00		B8I0100	19-Sep-18	0.250 L	28-Sep-18 22:12	1
L-PFHpA	ND	1.37	2.00	4.00		B8I0100	19-Sep-18	0.250 L	28-Sep-18 22:12	1
L-PFHxS	ND	1.37	2.00	4.00		B8I0100	19-Sep-18	0.250 L	28-Sep-18 22:12	1
Br-PFHxS	ND	1.37	2.00	4.00		B8I0100	19-Sep-18	0.250 L	28-Sep-18 22:12	1
Total PFHxS	ND	1.37	2.00	4.00		B8I0100	19-Sep-18	0.250 L	28-Sep-18 22:12	1
L-6:2 FTS	ND	1.37	2.00	4.00		B8I0100	19-Sep-18	0.250 L	28-Sep-18 22:12	1
L-PFOA	ND	1.37	2.00	4.00		B8I0100	19-Sep-18	0.250 L	28-Sep-18 22:12	1
Br-PFOA	ND	1.37	2.00	4.00		B8I0100	19-Sep-18	0.250 L	28-Sep-18 22:12	1
Total PFOA	ND	1.37	2.00	4.00		B8I0100	19-Sep-18	0.250 L	28-Sep-18 22:12	1
L-PFHpS	ND	1.37	2.00	4.00		B8I0100	19-Sep-18	0.250 L	28-Sep-18 22:12	1
L-PFNA	ND	1.37	2.00	4.00		B8I0100	19-Sep-18	0.250 L	28-Sep-18 22:12	1
L-PFOSA	ND	1.37	2.00	4.00		B8I0100	19-Sep-18	0.250 L	28-Sep-18 22:12	1
L-PFOS	ND	1.37	2.00	4.00		B8I0100	19-Sep-18	0.250 L	28-Sep-18 22:12	1
Br-PFOS	ND	1.37	2.00	4.00		B8I0100	19-Sep-18	0.250 L	28-Sep-18 22:12	1
Total PFOS	ND	1.37	2.00	4.00		B8I0100	19-Sep-18	0.250 L	28-Sep-18 22:12	1
L-PFDA	ND	1.37	2.00	4.00		B8I0100	19-Sep-18	0.250 L	28-Sep-18 22:12	1
L-8:2FTS	ND	1.37	2.00	4.00		B8I0100	19-Sep-18	0.250 L	28-Sep-18 22:12	1
L-PFNS	ND	1.37	2.00	4.00		B8I0100	19-Sep-18	0.250 L	28-Sep-18 22:12	1
L-MeFOSAA	ND	1.37	2.00	4.00		B8I0100	19-Sep-18	0.250 L	28-Sep-18 22:12	1
Br-MeFOSAA	ND	1.37	2.00	4.00		B8I0100	19-Sep-18	0.250 L	28-Sep-18 22:12	1
Total MeFOSAA	ND	1.37	2.00	4.00		B8I0100	19-Sep-18	0.250 L	28-Sep-18 22:12	1
L-EtFOSAA	ND	1.37	2.00	4.00		B8I0100	19-Sep-18	0.250 L	28-Sep-18 22:12	1
Br-EtFOSAA	ND	1.37	2.00	4.00		B8I0100	19-Sep-18	0.250 L	28-Sep-18 22:12	1
Total EtFOSAA	ND	1.37	2.00	4.00		B8I0100	19-Sep-18	0.250 L	28-Sep-18 22:12	1
L-PFUnA	ND	1.37	2.00	4.00		B8I0100	19-Sep-18	0.250 L	28-Sep-18 22:12	1
L-PFDS	ND	1.37	2.00	4.00		B8I0100	19-Sep-18	0.250 L	28-Sep-18 22:12	1
L-PFDoA	ND	1.37	2.00	4.00		B8I0100	19-Sep-18	0.250 L	28-Sep-18 22:12	1
L-PFTrDA	ND	1.37	2.00	4.00		B8I0100	19-Sep-18	0.250 L	28-Sep-18 22:12	1
L-PFTeDA	ND	1.37	2.00	4.00		B8I0100	19-Sep-18	0.250 L	28-Sep-18 22:12	1

Labeled Standards	Type	% Recovery	Limits	Qualifiers	Batch	Extracted	Samp Size	Analyzed	Dilution
13C3-PFBA	IS	99.3	60 - 130		B8I0100	19-Sep-18	0.250 L	28-Sep-18 22:12	1
13C3-PFPeA	IS	93.1	60 - 150		B8I0100	19-Sep-18	0.250 L	28-Sep-18 22:12	1
13C3-PFBS	IS	95.8	60 - 150		B8I0100	19-Sep-18	0.250 L	28-Sep-18 22:12	1

Sample ID: Method Blank

PFAS Isotope Dilution Method

Client Data

Name: Merit Laboratories, Inc.
Matrix: Aqueous
Project: Wurtsmith

Laboratory Data

Lab Sample: B8I0100-BLK1
Column: BEH C18

Labeled Standards	Type	% Recovery	Limits	Qualifiers	Batch	Extracted	Samp Size	Analyzed	Dilution
13C2-4:2 FTS	IS	95.7	40 - 150		B8I0100	19-Sep-18	0.250 L	28-Sep-18 22:12	1
13C2-PFHxA	IS	96.4	70 - 130		B8I0100	19-Sep-18	0.250 L	28-Sep-18 22:12	1
13C4-PFHpA	IS	93.2	60 - 150		B8I0100	19-Sep-18	0.250 L	28-Sep-18 22:12	1
18O2-PFHxS	IS	101	60 - 130		B8I0100	19-Sep-18	0.250 L	28-Sep-18 22:12	1
13C2-6:2 FTS	IS	94.2	40 - 150		B8I0100	19-Sep-18	0.250 L	28-Sep-18 22:12	1
13C2-PFOA	IS	86.3	60 - 130		B8I0100	19-Sep-18	0.250 L	28-Sep-18 22:12	1
13C5-PFNA	IS	77.4	50 - 130		B8I0100	19-Sep-18	0.250 L	28-Sep-18 22:12	1
13C8-PFOSA	IS	25.2	20 - 150		B8I0100	19-Sep-18	0.250 L	28-Sep-18 22:12	1
13C8-PFOS	IS	94.8	60 - 130		B8I0100	19-Sep-18	0.250 L	28-Sep-18 22:12	1
13C2-PFDA	IS	68.4	60 - 130		B8I0100	19-Sep-18	0.250 L	28-Sep-18 22:12	1
13C2-8:2 FTS	IS	86.9	40 - 150		B8I0100	19-Sep-18	0.250 L	28-Sep-18 22:12	1
d3-MeFOSAA	IS	54.8	50 - 150		B8I0100	19-Sep-18	0.250 L	28-Sep-18 22:12	1
d5-EtFOSAA	IS	65.6	50 - 150		B8I0100	19-Sep-18	0.250 L	28-Sep-18 22:12	1
13C2-PFUnA	IS	56.9	60 - 130	H	B8I0100	19-Sep-18	0.250 L	28-Sep-18 22:12	1
13C2-PFDoA	IS	70.2	30 - 130		B8I0100	19-Sep-18	0.250 L	28-Sep-18 22:12	1
13C2-PFTeDA	IS	61.7	20 - 150		B8I0100	19-Sep-18	0.250 L	28-Sep-18 22:12	1

DL - Detection Limit
LOD - Limit of Detection
LOQ - Limit of quantitation
Results reported to the DL.

Sample ID: OPR

PFAS Isotope Dilution Method

Client Data

Name: Merit Laboratories, Inc.
Project: Wurtsmith
Matrix: Aqueous

Laboratory Data

Lab Sample: B8I0100-BS1
Column: BEH C18

Analyte	Amt Found (ng/L)	Spike Amt	% Rec	Limits	Qualifiers	Batch	Extracted	Samp Size	Analyzed	Dilution
L-PFBA	38.1	40.0	95.3	70 - 130		B8I0100	19-Sep-18	0.250 L	28-Sep-18 22:23	1
L-PFPeA	36.3	40.0	90.7	70 - 130		B8I0100	19-Sep-18	0.250 L	28-Sep-18 22:23	1
L-PFBS	40.3	40.0	101	70 - 130		B8I0100	19-Sep-18	0.250 L	28-Sep-18 22:23	1
L-4:2 FTS	40.7	40.0	102	60 - 130		B8I0100	19-Sep-18	0.250 L	28-Sep-18 22:23	1
L-PFHxA	39.5	40.0	98.9	70 - 130		B8I0100	19-Sep-18	0.250 L	28-Sep-18 22:23	1
L-PFPeS	39.6	40.0	99.1	70 - 130		B8I0100	19-Sep-18	0.250 L	28-Sep-18 22:23	1
L-PFHpA	38.7	40.0	96.7	70 - 130		B8I0100	19-Sep-18	0.250 L	28-Sep-18 22:23	1
Total PFHxS	40.3	40.0	101	70 - 130		B8I0100	19-Sep-18	0.250 L	28-Sep-18 22:23	1
L-6:2 FTS	41.4	40.0	103	60 - 130		B8I0100	19-Sep-18	0.250 L	28-Sep-18 22:23	1
Total PFOA	38.4	40.0	96.0	70 - 130		B8I0100	19-Sep-18	0.250 L	28-Sep-18 22:23	1
L-PFHpS	43.2	40.0	108	60 - 130		B8I0100	19-Sep-18	0.250 L	28-Sep-18 22:23	1
L-PFNA	38.3	40.0	95.6	70 - 130		B8I0100	19-Sep-18	0.250 L	28-Sep-18 22:23	1
L-PFOSA	42.7	40.0	107	70 - 130		B8I0100	19-Sep-18	0.250 L	28-Sep-18 22:23	1
Total PFOS	45.1	40.0	113	70 - 130		B8I0100	19-Sep-18	0.250 L	28-Sep-18 22:23	1
L-PFDA	36.5	40.0	91.2	70 - 130		B8I0100	19-Sep-18	0.250 L	28-Sep-18 22:23	1
L-8:2FTS	39.8	40.0	99.4	60 - 130		B8I0100	19-Sep-18	0.250 L	28-Sep-18 22:23	1
L-PFNS	40.4	40.0	101	70 - 130		B8I0100	19-Sep-18	0.250 L	28-Sep-18 22:23	1
Total MeFOSAA	37.9	40.0	94.7	70 - 130		B8I0100	19-Sep-18	0.250 L	28-Sep-18 22:23	1
Total EtFOSAA	34.5	40.0	86.3	70 - 130		B8I0100	19-Sep-18	0.250 L	28-Sep-18 22:23	1
L-PFUnA	34.4	40.0	86.0	70 - 130		B8I0100	19-Sep-18	0.250 L	28-Sep-18 22:23	1
L-PFDS	37.6	40.0	94.0	60 - 130		B8I0100	19-Sep-18	0.250 L	28-Sep-18 22:23	1
L-PFDoA	42.0	40.0	105	70 - 130		B8I0100	19-Sep-18	0.250 L	28-Sep-18 22:23	1
L-PFTrDA	40.6	40.0	101	60 - 130		B8I0100	19-Sep-18	0.250 L	28-Sep-18 22:23	1
L-PFTeDA	46.4	40.0	116	70 - 130		B8I0100	19-Sep-18	0.250 L	28-Sep-18 22:23	1

Labeled Standards	Type	% Rec	Limits	Qualifiers	Batch	Extracted	Samp Size	Analyzed	Dilution
13C3-PFBA	IS	95.1	60- 130		B8I0100	19-Sep-18	0.250 L	28-Sep-18 22:23	1
13C3-PFPeA	IS	89.3	60- 150		B8I0100	19-Sep-18	0.250 L	28-Sep-18 22:23	1
13C3-PFBS	IS	88.9	60- 150		B8I0100	19-Sep-18	0.250 L	28-Sep-18 22:23	1
13C2-4:2 FTS	IS	99.3	40- 150		B8I0100	19-Sep-18	0.250 L	28-Sep-18 22:23	1
13C2-PFHxA	IS	92.0	70- 130		B8I0100	19-Sep-18	0.250 L	28-Sep-18 22:23	1
13C4-PFHpA	IS	96.1	60- 150		B8I0100	19-Sep-18	0.250 L	28-Sep-18 22:23	1
18O2-PFHxS	IS	88.6	60- 130		B8I0100	19-Sep-18	0.250 L	28-Sep-18 22:23	1
13C2-6:2 FTS	IS	96.4	40- 150		B8I0100	19-Sep-18	0.250 L	28-Sep-18 22:23	1
13C2-PFOA	IS	85.9	60- 130		B8I0100	19-Sep-18	0.250 L	28-Sep-18 22:23	1
13C5-PFNA	IS	84.6	50- 130		B8I0100	19-Sep-18	0.250 L	28-Sep-18 22:23	1

Sample ID: OPR

PFAS Isotope Dilution Method

Client Data

Name: Merit Laboratories, Inc.
Project: Wurtsmith
Matrix: Aqueous

Laboratory Data

Lab Sample: B8I0100-BS1
Column: BEH C18

Labeled Standards	Type	% Rec	Limits	Qualifiers	Batch	Extracted	Samp Size	Analyzed	Dilution
13C8-PFOSA	IS	19.0	20- 150	H	B8I0100	19-Sep-18	0.250 L	28-Sep-18 22:23	1
13C8-PFOS	IS	88.9	60- 130		B8I0100	19-Sep-18	0.250 L	28-Sep-18 22:23	1
13C2-PFDA	IS	71.7	60- 130		B8I0100	19-Sep-18	0.250 L	28-Sep-18 22:23	1
13C2-8:2 FTS	IS	96.5	40- 150		B8I0100	19-Sep-18	0.250 L	28-Sep-18 22:23	1
d3-MeFOSAA	IS	63.2	50- 150		B8I0100	19-Sep-18	0.250 L	28-Sep-18 22:23	1
d5-EtFOSAA	IS	69.8	50- 150		B8I0100	19-Sep-18	0.250 L	28-Sep-18 22:23	1
13C2-PFUnA	IS	67.1	60- 130		B8I0100	19-Sep-18	0.250 L	28-Sep-18 22:23	1
13C2-PFDoA	IS	73.4	30- 130		B8I0100	19-Sep-18	0.250 L	28-Sep-18 22:23	1
13C2-PFTeDA	IS	63.8	20- 150		B8I0100	19-Sep-18	0.250 L	28-Sep-18 22:23	1

Sample ID: FM1809061700GC

PFAS Isotope Dilution Method

Client Data

Name: Merit Laboratories, Inc.
Project: Wurtsmith
Location: VEL STATE BOAT LAUNCH
Matrix: Foam
Date Collected: 06-Sep-18 17:00

Laboratory Data

Lab Sample: 1802982-01
Date Received: 12-Sep-18 10:24
Column: BEH C18

Analyte	Conc. (ng/L)	DL	LOD	LOQ	Qualifiers	Batch	Extracted	Samp Size	Analyzed	Dilution
L-PFBA	ND	109	160	319	D	B8I0100	19-Sep-18	0.0313 L	28-Sep-18 22:33	10
L-PFPeA	ND	109	160	319	D	B8I0100	19-Sep-18	0.0313 L	28-Sep-18 22:33	10
L-PFBS	ND	109	160	319	D	B8I0100	19-Sep-18	0.0313 L	28-Sep-18 22:33	10
L-4:2 FTS	ND	109	160	319	D	B8I0100	19-Sep-18	0.0313 L	28-Sep-18 22:33	10
L-PFHxA	ND	109	160	319	D	B8I0100	19-Sep-18	0.0313 L	28-Sep-18 22:33	10
L-PFPeS	ND	109	160	319	D	B8I0100	19-Sep-18	0.0313 L	28-Sep-18 22:33	10
L-PFHpA	ND	109	160	319	D	B8I0100	19-Sep-18	0.0313 L	28-Sep-18 22:33	10
L-PFHxS	244	109	160	319	J, D	B8I0100	19-Sep-18	0.0313 L	28-Sep-18 22:33	10
Br-PFHxS	ND	109	160	319	D	B8I0100	19-Sep-18	0.0313 L	28-Sep-18 22:33	10
Total PFHxS	264	109	160	319	J	B8I0100	19-Sep-18	0.0313 L	28-Sep-18 22:33	10
L-6:2 FTS	ND	109	160	319	D	B8I0100	19-Sep-18	0.0313 L	28-Sep-18 22:33	10
L-PFOA	112	109	160	319	J, D	B8I0100	19-Sep-18	0.0313 L	28-Sep-18 22:33	10
Br-PFOA	ND	109	160	319	D	B8I0100	19-Sep-18	0.0313 L	28-Sep-18 22:33	10
Total PFOA	112	109	160	319	J	B8I0100	19-Sep-18	0.0313 L	28-Sep-18 22:33	10
L-PFHpS	ND	109	160	319	D	B8I0100	19-Sep-18	0.0313 L	28-Sep-18 22:33	10
L-PFNA	ND	109	160	319	D	B8I0100	19-Sep-18	0.0313 L	28-Sep-18 22:33	10
L-PFOSA	ND	109	160	319	D	B8I0100	19-Sep-18	0.0313 L	28-Sep-18 22:33	10
L-PFOS	6830	109	160	319	D	B8I0100	19-Sep-18	0.0313 L	28-Sep-18 22:33	10
Br-PFOS	4650	109	160	319	D	B8I0100	19-Sep-18	0.0313 L	28-Sep-18 22:33	10
Total PFOS	11500	109	160	319		B8I0100	19-Sep-18	0.0313 L	28-Sep-18 22:33	10
L-PFDA	207	109	160	319	J, D	B8I0100	19-Sep-18	0.0313 L	28-Sep-18 22:33	10
L-8:2FTS	ND	109	160	319	D	B8I0100	19-Sep-18	0.0313 L	28-Sep-18 22:33	10
L-PFNS	ND	109	160	319	D	B8I0100	19-Sep-18	0.0313 L	28-Sep-18 22:33	10
L-MeFOSAA	ND	109	160	319	D	B8I0100	19-Sep-18	0.0313 L	28-Sep-18 22:33	10
Br-MeFOSAA	ND	109	160	319	D	B8I0100	19-Sep-18	0.0313 L	28-Sep-18 22:33	10
Total MeFOSAA	ND	109	160	319		B8I0100	19-Sep-18	0.0313 L	28-Sep-18 22:33	10
L-EtFOSAA	ND	109	160	319	D	B8I0100	19-Sep-18	0.0313 L	28-Sep-18 22:33	10
Br-EtFOSAA	ND	109	160	319	D	B8I0100	19-Sep-18	0.0313 L	28-Sep-18 22:33	10
Total EtFOSAA	ND	109	160	319		B8I0100	19-Sep-18	0.0313 L	28-Sep-18 22:33	10
L-PFUnA	240	109	160	319	J, D	B8I0100	19-Sep-18	0.0313 L	28-Sep-18 22:33	10
L-PFDS	ND	109	160	319	D	B8I0100	19-Sep-18	0.0313 L	28-Sep-18 22:33	10
L-PFDoA	ND	109	160	319	D	B8I0100	19-Sep-18	0.0313 L	28-Sep-18 22:33	10
L-PFTrDA	ND	109	160	319	D	B8I0100	19-Sep-18	0.0313 L	28-Sep-18 22:33	10
L-PFTeDA	ND	109	160	319	D	B8I0100	19-Sep-18	0.0313 L	28-Sep-18 22:33	10

Labeled Standards	Type	% Recovery	Limits	Qualifiers	Batch	Extracted	Samp Size	Analyzed	Dilution
13C3-PFBA	IS	91.6	60 - 130	D	B8I0100	19-Sep-18	0.0313 L	28-Sep-18 22:33	10
13C3-PFPeA	IS	76.4	60 - 150	D	B8I0100	19-Sep-18	0.0313 L	28-Sep-18 22:33	10
13C3-PFBS	IS	80.8	60 - 150	D	B8I0100	19-Sep-18	0.0313 L	28-Sep-18 22:33	10

Sample ID: FM1809061700GC

PFAS Isotope Dilution Method

Client Data

Name: Merit Laboratories, Inc.
Project: Wurtsmith
Location: VEL STATE BOAT LAUNCH
Matrix: Foam
Date Collected: 06-Sep-18 17:00

Laboratory Data

Lab Sample: 1802982-01
Date Received: 12-Sep-18 10:24
Column: BEH C18

Labeled Standards	Type	% Recovery	Limits	Qualifiers	Batch	Extracted	Samp Size	Analyzed	Dilution
13C2-4:2 FTS	IS	104	40 - 150	D	B8I0100	19-Sep-18	0.0313 L	28-Sep-18 22:33	10
13C2-PFHxA	IS	86.5	70 - 130	D	B8I0100	19-Sep-18	0.0313 L	28-Sep-18 22:33	10
13C4-PFHpA	IS	85.4	60 - 150	D	B8I0100	19-Sep-18	0.0313 L	28-Sep-18 22:33	10
18O2-PFHxS	IS	57.7	60 - 130	D, H	B8I0100	19-Sep-18	0.0313 L	28-Sep-18 22:33	10
13C2-6:2 FTS	IS	116	40 - 150	D	B8I0100	19-Sep-18	0.0313 L	28-Sep-18 22:33	10
13C2-PFOA	IS	79.1	60 - 130	D	B8I0100	19-Sep-18	0.0313 L	28-Sep-18 22:33	10
13C5-PFNA	IS	71.0	50 - 130	D	B8I0100	19-Sep-18	0.0313 L	28-Sep-18 22:33	10
13C8-PFOSA	IS	72.1	20 - 150	D	B8I0100	19-Sep-18	0.0313 L	28-Sep-18 22:33	10
13C8-PFOS	IS	71.1	60 - 130	D	B8I0100	19-Sep-18	0.0313 L	28-Sep-18 22:33	10
13C2-PFDA	IS	73.7	60 - 130	D	B8I0100	19-Sep-18	0.0313 L	28-Sep-18 22:33	10
13C2-8:2 FTS	IS	64.7	40 - 150	D	B8I0100	19-Sep-18	0.0313 L	28-Sep-18 22:33	10
d3-MeFOSAA	IS	51.9	50 - 150	D	B8I0100	19-Sep-18	0.0313 L	28-Sep-18 22:33	10
d5-EtFOSAA	IS	70.7	50 - 150	D	B8I0100	19-Sep-18	0.0313 L	28-Sep-18 22:33	10
13C2-PFUnA	IS	60.9	60 - 130	D	B8I0100	19-Sep-18	0.0313 L	28-Sep-18 22:33	10
13C2-PFDoA	IS	54.3	30 - 130	D	B8I0100	19-Sep-18	0.0313 L	28-Sep-18 22:33	10
13C2-PFTeDA	IS	20.8	20 - 150	D	B8I0100	19-Sep-18	0.0313 L	28-Sep-18 22:33	10

DL - Detection Limit
LOD - Limit of Detection
LOQ - Limit of quantitation
Results reported to the DL.

Sample ID: SW1809061705GC

PFAS Isotope Dilution Method

Client Data

Name: Merit Laboratories, Inc.
Project: Wurtsmith
Location: VEL STATE BOAT LAUNCH
Matrix: Aqueous
Date Collected: 06-Sep-18 17:05

Laboratory Data

Lab Sample: 1802982-02
Date Received: 12-Sep-18 10:24
Column: BEH C18

Analyte	Conc. (ng/L)	DL	LOD	LOQ	Qualifiers	Batch	Extracted	Samp Size	Analyzed	Dilution
L-PFBA	3.42	1.37	1.99	3.99	J	B8I0100	19-Sep-18	0.251 L	28-Sep-18 23:16	1
L-PFPeA	ND	1.37	1.99	3.99		B8I0100	19-Sep-18	0.251 L	28-Sep-18 23:16	1
L-PFBS	ND	1.37	1.99	3.99		B8I0100	19-Sep-18	0.251 L	28-Sep-18 23:16	1
L-4:2 FTS	ND	1.37	1.99	3.99		B8I0100	19-Sep-18	0.251 L	28-Sep-18 23:16	1
L-PFHxA	1.59	1.37	1.99	3.99	J	B8I0100	19-Sep-18	0.251 L	28-Sep-18 23:16	1
L-PFPeS	ND	1.37	1.99	3.99		B8I0100	19-Sep-18	0.251 L	28-Sep-18 23:16	1
L-PFHpA	ND	1.37	1.99	3.99		B8I0100	19-Sep-18	0.251 L	28-Sep-18 23:16	1
L-PFHxS	5.88	1.37	1.99	3.99		B8I0100	19-Sep-18	0.251 L	28-Sep-18 23:16	1
Br-PFHxS	ND	1.37	1.99	3.99		B8I0100	19-Sep-18	0.251 L	28-Sep-18 23:16	1
Total PFHxS	6.38	1.37	1.99	3.99		B8I0100	19-Sep-18	0.251 L	28-Sep-18 23:16	1
L-6:2 FTS	ND	1.37	1.99	3.99		B8I0100	19-Sep-18	0.251 L	28-Sep-18 23:16	1
L-PFOA	2.16	1.37	1.99	3.99	J	B8I0100	19-Sep-18	0.251 L	28-Sep-18 23:16	1
Br-PFOA	ND	1.37	1.99	3.99		B8I0100	19-Sep-18	0.251 L	28-Sep-18 23:16	1
Total PFOA	2.16	1.37	1.99	3.99	J	B8I0100	19-Sep-18	0.251 L	28-Sep-18 23:16	1
L-PFHpS	ND	1.37	1.99	3.99		B8I0100	19-Sep-18	0.251 L	28-Sep-18 23:16	1
L-PFNA	ND	1.37	1.99	3.99		B8I0100	19-Sep-18	0.251 L	28-Sep-18 23:16	1
L-PFOSA	ND	1.37	1.99	3.99		B8I0100	19-Sep-18	0.251 L	28-Sep-18 23:16	1
L-PFOS	3.70	1.37	1.99	3.99	J	B8I0100	19-Sep-18	0.251 L	28-Sep-18 23:16	1
Br-PFOS	4.24	1.37	1.99	3.99		B8I0100	19-Sep-18	0.251 L	28-Sep-18 23:16	1
Total PFOS	7.94	1.37	1.99	3.99		B8I0100	19-Sep-18	0.251 L	28-Sep-18 23:16	1
L-PFDA	ND	1.37	1.99	3.99		B8I0100	19-Sep-18	0.251 L	28-Sep-18 23:16	1
L-8:2FTS	ND	1.37	1.99	3.99		B8I0100	19-Sep-18	0.251 L	28-Sep-18 23:16	1
L-PFNS	ND	1.37	1.99	3.99		B8I0100	19-Sep-18	0.251 L	28-Sep-18 23:16	1
L-MeFOSAA	ND	1.37	1.99	3.99		B8I0100	19-Sep-18	0.251 L	28-Sep-18 23:16	1
Br-MeFOSAA	ND	1.37	1.99	3.99		B8I0100	19-Sep-18	0.251 L	28-Sep-18 23:16	1
Total MeFOSAA	ND	1.37	1.99	3.99		B8I0100	19-Sep-18	0.251 L	28-Sep-18 23:16	1
L-EtFOSAA	ND	1.37	1.99	3.99		B8I0100	19-Sep-18	0.251 L	28-Sep-18 23:16	1
Br-EtFOSAA	ND	1.37	1.99	3.99		B8I0100	19-Sep-18	0.251 L	28-Sep-18 23:16	1
Total EtFOSAA	ND	1.37	1.99	3.99		B8I0100	19-Sep-18	0.251 L	28-Sep-18 23:16	1
L-PFUnA	ND	1.37	1.99	3.99		B8I0100	19-Sep-18	0.251 L	28-Sep-18 23:16	1
L-PFDS	ND	1.37	1.99	3.99		B8I0100	19-Sep-18	0.251 L	28-Sep-18 23:16	1
L-PFDoA	ND	1.37	1.99	3.99		B8I0100	19-Sep-18	0.251 L	28-Sep-18 23:16	1
L-PFTrDA	ND	1.37	1.99	3.99		B8I0100	19-Sep-18	0.251 L	28-Sep-18 23:16	1
L-PFTeDA	ND	1.37	1.99	3.99		B8I0100	19-Sep-18	0.251 L	28-Sep-18 23:16	1

Labeled Standards	Type	% Recovery	Limits	Qualifiers	Batch	Extracted	Samp Size	Analyzed	Dilution
13C3-PFBA	IS	91.1	60 - 130		B8I0100	19-Sep-18	0.251 L	28-Sep-18 23:16	1
13C3-PFPeA	IS	88.1	60 - 150		B8I0100	19-Sep-18	0.251 L	28-Sep-18 23:16	1
13C3-PFBS	IS	84.9	60 - 150		B8I0100	19-Sep-18	0.251 L	28-Sep-18 23:16	1

Sample ID: SW1809061705GC

PFAS Isotope Dilution Method

Client Data

Name: Merit Laboratories, Inc.
Project: Wurtsmith
Location: VEL STATE BOAT LAUNCH
Matrix: Aqueous
Date Collected: 06-Sep-18 17:05

Laboratory Data

Lab Sample: 1802982-02
Date Received: 12-Sep-18 10:24
Column: BEH C18

Labeled Standards	Type	% Recovery	Limits	Qualifiers	Batch	Extracted	Samp Size	Analyzed	Dilution
13C2-4:2 FTS	IS	92.3	40 - 150		B8I0100	19-Sep-18	0.251 L	28-Sep-18 23:16	1
13C2-PFHxA	IS	89.8	70 - 130		B8I0100	19-Sep-18	0.251 L	28-Sep-18 23:16	1
13C4-PFHpA	IS	95.2	60 - 150		B8I0100	19-Sep-18	0.251 L	28-Sep-18 23:16	1
18O2-PFHxS	IS	94.0	60 - 130		B8I0100	19-Sep-18	0.251 L	28-Sep-18 23:16	1
13C2-6:2 FTS	IS	98.2	40 - 150		B8I0100	19-Sep-18	0.251 L	28-Sep-18 23:16	1
13C2-PFOA	IS	87.6	60 - 130		B8I0100	19-Sep-18	0.251 L	28-Sep-18 23:16	1
13C5-PFNA	IS	90.1	50 - 130		B8I0100	19-Sep-18	0.251 L	28-Sep-18 23:16	1
13C8-PFOSA	IS	56.9	20 - 150		B8I0100	19-Sep-18	0.251 L	28-Sep-18 23:16	1
13C8-PFOS	IS	102	60 - 130		B8I0100	19-Sep-18	0.251 L	28-Sep-18 23:16	1
13C2-PFDA	IS	76.0	60 - 130		B8I0100	19-Sep-18	0.251 L	28-Sep-18 23:16	1
13C2-8:2 FTS	IS	92.8	40 - 150		B8I0100	19-Sep-18	0.251 L	28-Sep-18 23:16	1
d3-MeFOSAA	IS	70.5	50 - 150		B8I0100	19-Sep-18	0.251 L	28-Sep-18 23:16	1
d5-EtFOSAA	IS	78.9	50 - 150		B8I0100	19-Sep-18	0.251 L	28-Sep-18 23:16	1
13C2-PFUnA	IS	77.8	60 - 130		B8I0100	19-Sep-18	0.251 L	28-Sep-18 23:16	1
13C2-PFDoA	IS	80.0	30 - 130		B8I0100	19-Sep-18	0.251 L	28-Sep-18 23:16	1
13C2-PFTeDA	IS	57.6	20 - 150		B8I0100	19-Sep-18	0.251 L	28-Sep-18 23:16	1

DL - Detection Limit
LOD - Limit of Detection
LOQ - Limit of quantitation
Results reported to the DL.

DATA QUALIFIERS & ABBREVIATIONS

B	**This compound was also detected in the method blank**
Conc.	**Concentration**
D	**Dilution**
DL	**Detection limit**
E	**The associated compound concentration exceeded the calibration range of the instrument**
H	**Recovery and/or RPD was outside laboratory acceptance limits**
I	**Chemical Interference**
J	**The amount detected is below the Reporting Limit/LOQ**
LOD	**Limits of Detection**
LOQ	**Limits of Quantitation**
M	**Estimated Maximum Possible Concentration (CA Region 2 projects only)**
NA	**Not applicable**
ND	**Not Detected**
Q	**Ion ratio outside of 70-130% of Standard Ratio. (DOD PFAS projects only)**
TEQ	**Toxic Equivalency**
U	**Not Detected (specific projects only)**
*****	**See Cover Letter**

Unless otherwise noted, solid sample results are reported in dry weight. Tissue samples are reported in wet weight.

CERTIFICATIONS

Accrediting Authority	Certificate Number
Alaska Department of Environmental Conservation	17-013
Arkansas Department of Environmental Quality	18-008-0
California Department of Health – ELAP	2892
DoD ELAP - A2LA Accredited - ISO/IEC 17025:2005	3091.01
Florida Department of Health	E87777-18
Hawaii Department of Health	N/A
Louisiana Department of Environmental Quality	01977
Maine Department of Health	2018017
Minnesota Department of Health	1322288
New Hampshire Environmental Accreditation Program	207717
New Jersey Department of Environmental Protection	CA003
New York Department of Health	11411
Oregon Laboratory Accreditation Program	4042-009
Pennsylvania Department of Environmental Protection	014
Texas Commission on Environmental Quality	T104704189-18-8
Virginia Department of General Services	9077
Washington Department of Ecology	C584
Wisconsin Department of Natural Resources	998036160

Current certificates and lists of licensed parameters are located in the Quality Assurance office and are available upon request.

NELAP Accredited Test Methods

MATRIX: Air	
Description of Test	**Method**
Determination of Polychlorinated p-Dioxins & Polychlorinated Dibenzofurans	EPA 23

MATRIX: Biological Tissue	
Description of Test	**Method**
Tetra- through Octa-Chlorinated Dioxins and Furans by Isotope Dilution GC/HRMS	EPA 1613B
Brominated Diphenyl Ethers by HRGC/HRMS	EPA 1614A
Chlorinated Biphenyl Congeners in Water, Soil, Sediment, and Tissue by GC/HRMS	EPA 1668A/C
Pesticides in Water, Soil, Sediment, Biosolids, and Tissue by HRGC/HRMS	EPA 1699
Perfluorinated Alkyl Acids in Drinking Water by SPE and LC/MS/MS	EPA 537
Polychlorinated Dibenzo-p-Dioxins and Polychlorinated Dibenzofurans by GC/HRMS	EPA 8280A/B
Polychlorinated Dibenzodioxins (PCDDs) and Polychlorinated Dibenzofurans (PCDFs) by GC/HRMS	EPA 8290/8290A

MATRIX: Drinking Water	
Description of Test	**Method**
2,3,7,8-Tetrachlorodibenzo- p-dioxin (2,3,7,8-TCDD) GC/HRMS	EPA 1613
Perfluorinated Alkyl Acids in Drinking Water by SPE and LC/MS/MS	EPA 537

MATRIX: Non-Potable Water	
Description of Test	**Method**
Tetra- through Octa-Chlorinated Dioxins and Furans by Isotope Dilution GC/HRMS	EPA 1613B
Brominated Diphenyl Ethers by HRGC/HRMS	EPA 1614A
Chlorinated Biphenyl Congeners in Water, Soil, Sediment, and Tissue by GC/HRMS	EPA 1668A/C
Pesticides in Water, Soil, Sediment, Biosolids, and Tissue by HRGC/HRMS	EPA 1699
Perfluorinated Alkyl Acids in Drinking Water by SPE and LC/MS/MS	EPA 537
Dioxin by GC/HRMS	EPA 613
Polychlorinated Dibenzo-p-Dioxins and Polychlorinated Dibenzofurans by GC/HRMS	EPA 8280A/B
Polychlorinated Dibenzodioxins (PCDDs) and Polychlorinated Dibenzofurans (PCDFs) by GC/HRMS	EPA 8290/8290A

MATRIX: Solids	
Description of Test	**Method**
Tetra-Octa Chlorinated Dioxins and Furans by Isotope Dilution GC/HRMS	EPA 1613
Tetra- through Octa-Chlorinated Dioxins and Furans by Isotope Dilution GC/HRMS	EPA 1613B
Brominated Diphenyl Ethers by HRGC/HRMS	EPA 1614A
Chlorinated Biphenyl Congeners in Water, Soil, Sediment, and Tissue by GC/HRMS	EPA 1668A/C
Perfluorinated Alkyl Acids in Drinking Water by SPE and LC/MS/MS	EPA 537
Polychlorinated Dibenzo-p-Dioxins and Polychlorinated Dibenzofurans by GC/HRMS	EPA 8280A/B
Polychlorinated Dibenzodioxins (PCDDs) and Polychlorinated Dibenzofurans (PCDFs) by GC/HRMS	EPA 8290/8290A

Vista Analytical Laboratory

CHAIN OF CUSTODY

For Laboratory Use Only
Work Order #: 1802982 Temp: 0.5 °C
Storage ID: WD-2 Storage Secured: Yes ☑ No ☐

TAT (check one): Standard: [x] 21 days
Rush (surcharge may apply)
[ ] 14 days [ ] 7 days Specify:

Project ID: **Wurtsmith** PO#: **60518528** Sampler: **Garth Cousineau** (name)

Invoice to: Name	Company	Address	City	State	Ph#	Fax#
Mike Jury	**MDEQ**	**Saginaw Bay District Office**	**Sagniaw**	**MI**	**517-242-9578**	

Relinquished by (printed name and signature)	Date	Time	Received by (printed name and signature)	Date	Time
Jeremiah Morse Jeremiah Morse	**9/10/2018**	**18:00**	B. Benedict Beth Benedict	09/12/18	1039
Relinquished by (printed name and signature)	Date	Time	Received by (printed name and signature)	Date	Time

SHIP TO: Vista Analytical Laboratory
1104 Windfield Way
El Dorado Hills, CA 95762
(916) 673-1520 * Fax (916) 673-0106

ATTN: Jennifer Miller

Method of Shipment:

Tracking No.:

Add Analysis(es) Requested

Sample ID	Date	Time	Location/Sample Description	Container(s) Quantity	Type	Matrix	Mod. EPA Method 537: PFOA/ PFOS	UCMR3 PFAS List:6	537 List: 14	Full List of 24	Other: Please List Below	Branch and Linear	EPA Method 537(DW only): PFOA/ PFOS	UCMR3 PFAS List:6	PFAS List: 14	Comments
FM1809061700GC	**9/6/18**	**17:00**	**VEL STATE BOAT LAUNCH**	**1**	**P**	**O**						**X**				
SW1809061705 GC	**9/6/18**	**17:05**	**VEL STATE BOAT LAUNCH**	**2**	**P**	**AQ**						**X**				

Special Instructions/Comments: **Send Results and Acknowledgements to:**

Dorin.Bogdan@aecom.com
Robert.Kennedy@aecom.com
jeremiah.morse@aecom.com

SEND DOCUMENTATION AND RESULTS TO:

Name: **Mike Jury**
Company: **MDEQ - Saginaw Bay District**
Address: **41 Ketchum Street, Suite B**
City: **Bay City** State: MI Zip: 48708
Phone: **517-242-9578** Fax:
Email: JURYM1@michigan.gov

Container Types: P= HDPE, PJ= HDPE Jar
O = Other:

Bottle Preservation Type: T = Thiosulfate,
TZ = Trizma: None

Matrix Types: AQ = Aqueous, DW = Drinking Water, EF = Effluent, PP = Pulp/Paper, SD = Sediment,
SL = Sludge, SO = Soil, WW = Wastewater, B = Blood/Serum, O = Other: Foam

Vista Analytical Laboratory

Sample Log in Checklist

PAGE # 1 of 1
WO# 1802982
SDG# —
TAT Std

Section 1: Container Receipt

Delivered By: ☑ FedEx ☐ UPS ☐ On Trac ☐ GSO ☐ DHL ☐ Hand Delivered ☐ Other:

Number of Containers	Arrival Date	Arrival time	Cooler Received LR-SLC Initiated By/Date
1	9/12/18	1024	BLB 9/12/18

Section 2: Sample Receipt Condition and Initial Storage

Container Condition	Chain of Custody	Preservation Type	Temperature	Storage Location	Initials/ Date
☒ Shipping container intact ☒ Shipping seals intact ☒ Custody Seals present ☒ Custody seals intact	☒ COC present ☒ Multiple COC's: 5 ☑ "Relinquished By" Section complete	☑ Ice ☐ Blue Ice ☐ Dry Ice ☐ Other	Thermometer ID: **IR-4** ☐ Probe used Temp (uncorrected): 0.6 °C Temp (corrected): 0.5 °C	☑ WR2 ☐ WF2 ☐ NA	KE 9/12/18

Section 3: Sample Log In

Airbill/Trk # 7827 3799 1704

	By/date
Shipping container ☑ Vista ☐ Client ☑ Retain ☐ Return ☐ Dispose	
Log In Time: 1233	KE 9/12/18
COC clearly identifies: • Sample name • Sample matrix • Test method • Sample collection date or time • Collector's name • Preservation type	☒ Acceptable ☐ Not acceptable – anomaly form required KE 9/12/18
All samples present and accounted for on COC	KE 9/12/18
Sample IDs are legible	KE 9/12/18
Samples conform to the description on the COC	KE 9/12/18
Samples are intact and suitable for testing	KE 9/12/18
Preservation documented as required: ☒ NA ☐ $Na_2S_2O_3$ ☐ Trizma ☐ Other _____	KE 9/12/18
Samples stored ☑ WR2 Shelf: E4 / F5 ☐ WF2 Shelf: _____ ☐ R1 Shelf: _____	KE 9/12/18

Comments:

EXTRACTION INFORMATION

Process Sheet

Workorder: 1802982

Prep Expiration: 2018-Sep-20

Client: Merit Laboratories, Inc.

Workorder Due:03-Oct-18 00:00

TAT: 21

Method: **537M Linear All/Branched/Total PFHxS/PFOA/PFOS**

Matrix: **Aqueous**

Prep Batch: ~~B8I0096~~ B8I0100 JR 9/13/18

Prep Data Entered: 9/20/18 KC

Date and Initials

Version: MI (24 Analytes) L/B/T

Initial Sequence: S8LW79

LabSampID	A/B	Prep Rec	Spike Rec	ClientSampleID	Comments	Location	Container
1802982-01	A	☑	☑	FM1809061700GC		WR-2 E-4	HDPE Bottle, 250 mL
1802982-02		☑	☑	SW1809061705GC		WR-2 E-4	HDPE Bottle, 250 mL

WO Comments: **L/B/T PFOA, PFOS, PFHxS, all others linear only.**

Pre-Prep Check Out: KC 9/18/18

Pre-Prep Check In: KC 9/18/18

Prep Check Out: KC 9/19/19

Prep Check In: NA

Prep Reconciled Initals/Date: KC 9/18/18

Spike Reconciled Initals/Date: JR 9/19/18

VialBoxID: Protection

PREPARATION BENCH SHEET

Matrix: Aqueous

Method: 537M Linear All/Branched/Total PFHxS/PFOA/

B8I0100

Chemist: KC

Prep Date: 9/19/18

Prep Time: 900

Prepared using: LCMS - SPE Extraction-LCMS

Date/Initals: KC 9/18/18 BalanceID: HRMS-8

Cen	VISTA Sample ID	pH Before	pH After	Chlorine (Cl)	Drops HCl Added	Bottle + Sample (g)	Bottle Only (g)	Sample Amt. (L)	IS/NS CHEM/WIT DATE	SPE	RS CHEM/WIT DATE
							KC 9/20/18	KC 9/20/18			
☐	B8I0100-BLK1	5	2	0	4	~~(0.250)~~ NA	NA	(0.250)	KC JR 9/19/18	KC 9/19/18	JR 9/19/18
☐	B8I0100-BS1	5	2	0	4	~~(0.250)~~ KC 9/18/18	↓	(0.250)	↓	↓	↓
☑	1802982-01 (A)(B)	7	2	0	1	68.79	37.47	.03132	↓	↓	↓
☑	1802982-02	6	2	0	4	288.08	37.28	0.25080	↓	↓	↓

IS: 18H1301, 10µL (V5)

IS SUP: NA

NS: 18H1304, 10µL (V2)

RS: 18H1302, 10µL (V5)

SPE Chem: Strata-X-AW 33µm 200mg/cem

Ele SOLV: MeOH/5%NH4OH in MeOH

Final Volume(s) 1mL

Notes: (A) Foam sample, low volume. KC 9/18/18
(B) N_2 Gas used to push sample through cartridge. KC 9/19/18

Comments: Assume 1 g = 1 mL
Cen = Centrifuged

Batch: B8I0100

Matrix: Aqueous

LabNumber	WetWeight (Initial)	% Solids (Extraction Solids)	DryWeight	Final	Extracted	Ext By	Spike	SpikeAmount	ClientMatrix	Analysis
1802982-01	0.03132 ✓	NA	NA	1000	19-Sep-18 09:00	KC			Foam	537M Linear All/Branched/
1802982-02	0.2508 ✓	↓	↓	1000	19-Sep-18 09:00	KC			Aqueous	537M Linear All/Branched/
B8I0100-BLK1	0.25 ✓	↓	↓	1000	19-Sep-18 09:00	KC				QC
B8I0100-BS1	0.25 ✓	↓	↓	1000	19-Sep-18 09:00	KC	18H1304 ✓	10 ✓		QC

9/20/18

Printed: 9/20/2018 8:00:13AM

Sample Data – PFAS Isotope Dilution Method

Dataset: Z:\Projects\PFAS.PRO\Results\180928M1\180928M1-62.qld

Rev: ANP 10/2/2018

Last Altered: Monday, October 01, 2018 11:38:20 Pacific Daylight Time
Printed: Monday, October 01, 2018 11:41:21 Pacific Daylight Time

Name: 180928M1_62, Date: 28-Sep-2018, Time: 22:12:27, ID: B8I0100-BLK1 Method Blank 0.25, Description: Method Blank

	#	Name	Trace	Area	IS Area	Wt/Vol	RRF	RT	Response	Conc.	%Rec	Ion Ratio	Ratio Out?
1	1	PFBA	213.0 > 168.8		6.08e3	0.250							
2	2	PFPeA	263.1 > 218.9		7.57e3	0.250							
3	3	PFBS	299.0 > 79.7		1.32e3	0.250							
4	4	4:2 FTS	327.2>307.2		2.63e3	0.250							
5	5	PFHxA	313 > 269		5.08e3	0.250							
6	36	13C3-PFBA	216.1 > 171.8	6.08e3	7.82e3	0.250	0.778	1.28	9.72	49.6543	99.3		
7	37	13C3-PFPeA	266. > 221.8	7.57e3	1.30e4	0.250	0.583	2.27	7.28	46.5426	93.1		
8	38	13C3-PFBS	302. > 98.8	1.32e3	2.59e3	0.250	0.512	2.57	6.40	47.9154	95.8		
9	39	13C2-4:2 FTS	329.2>308.9	2.63e3	2.59e3	0.250	1.02	2.99	12.7	47.8439	95.7		
10	40	13C2-PFHxA	315 > 270	5.08e3	1.30e4	0.250	0.977	3.08	4.88	19.2736	96.4		
11	-1												
12	7	PFHpA	363.0 > 318.9		6.97e3	0.250							
13	6	PFPeS	349.1>80.1		1.32e3	0.250							
14	8	L-PFHxS	398.9 > 79.6		1.18e3	0.250							
15	9	Br-PFHxS	398.9 > 79.6		1.18e3	0.250							
16	68	Total PFHxS	398.9 > 79.6	0.00e0	1.18e3	0.250			0.000				
17	41	13C4-PFHpA	367.2 > 321.8	6.97e3	1.30e4	0.250	0.536	3.70	6.70	46.6006	93.2		
18	38	13C3-PFBS	302. > 98.8	1.32e3	2.59e3	0.250	0.512	2.57	6.40	47.9154	95.8		
19	42	18O2-PFHxS	403.0 > 102.6	1.18e3	2.59e3	0.250	0.455	3.86	5.69	50.4917	101.0		
20	42	18O2-PFHxS	403.0 > 102.6	1.18e3	2.59e3	0.250	0.455	3.86	5.69	50.4917	101.0		
21	42	18O2-PFHxS	403.0 > 102.6	1.18e3	2.59e3	0.250	0.455	3.86	5.69	50.4917	101.0		
22	-1												
23	10	6:2 FTS	427.1 > 407	1.03e1	2.75e3	0.250	0.000	4.18	0.0470	0.1067		10.9	YES
24	13	PFHpS	449 > 80.0		2.66e3	0.250							
25	11	L-PFOA	412.8 > 368.9		9.91e3	0.250							
26	12	Br-PFOA	412.8 > 368.9		9.91e3	0.250							
27	69	Total PFOA	412.8 > 368.9	0.00e0	9.91e3	0.250			0.000				
28	43	13C2-6:2 FTS	429.1 > 408.9	2.75e3	2.75e3	0.250	0.999	4.18	12.5	47.1168	94.2		
29	44	13C2-PFOA	414.9 > 369.7	9.91e3	1.51e4	0.250	0.656	4.24	8.20	43.1488	86.3		
30	44	13C2-PFOA	414.9 > 369.7	9.91e3	1.51e4	0.250	0.656	4.24	8.20	43.1488	86.3		
31	44	13C2-PFOA	414.9 > 369.7	9.91e3	1.51e4	0.250	0.656	4.24	8.20	43.1488	86.3		
32	44	13C2-PFOA	414.9 > 369.7	9.91e3	1.51e4	0.250	0.656	4.24	8.20	43.1488	86.3		
33	-1												
34	14	PFNA	463.0 > 418.8		9.15e3	0.250							
35	15	PFOSA	497.9 > 77.9		1.13e3	0.250							
36	16	L-PFOS	498.9 > 79.9		2.66e3	0.250							
37	17	Br-PFOS	498.9 > 79.9		2.66e3	0.250							

HC 10/1/2018

Dataset: Z:\Projects\PFAS.PRO\Results\180928M1\180928M1-62.qld

Rev: ANP 10/2/2018

Last Altered: Monday, October 01, 2018 11:38:20 Pacific Daylight Time
Printed: Monday, October 01, 2018 11:41:21 Pacific Daylight Time

Name: 180928M1_62, Date: 28-Sep-2018, Time: 22:12:27, ID: B8I0100-BLK1 Method Blank 0.25, Description: Method Blank

	#	Name	Trace	Area	IS Area	Wt/Vol	RRF	RT	Response	Conc.	%Rec	Ion Ratio	Ratio Out?
38	70	Total PFOS	498.9 > 79.9	0.00e0	2.66e3	0.250			0.000				
39	45	13C5-PFNA	468.2 > 422.9	9.15e3	1.24e4	0.250	0.739	4.68	9.24	38.6900	77.4		
40	46	13C8-PFOSA	506.1 > 77.7	1.13e3	1.60e4	0.250	0.0702	4.73	0.878	12.5840	25.2		
41	47	13C8-PFOS	507.0 > 79.9	2.66e3	2.75e3	0.250	0.967	4.76	12.1	47.3894	94.8		
42	47	13C8-PFOS	507.0 > 79.9	2.66e3	2.75e3	0.250	0.967	4.76	12.1	47.3894	94.8		
43	47	13C8-PFOS	507.0 > 79.9	2.66e3	2.75e3	0.250	0.967	4.76	12.1	47.3894	94.8		
44	-1												
45	18	PFDA	513 > 468.8		7.73e3	0.250							
46	19	8:2 FTS	527 > 506.9		1.80e3	0.250							
47	20	PFNS	549.1 > 80.1		2.66e3	0.250							
48	26	PFDS	598.8 > 79.9		2.66e3	0.250							
49	25	PFUdA	563.0 > 518.9		9.48e3	0.250							
50	48	13C2-PFDA	515.1 > 469.9	7.73e3	1.10e4	0.250	0.701	5.06	8.76	34.1807	68.4		
51	49	13C2-8:2 FTS	529.1 > 508.7	1.80e3	2.75e3	0.250	0.655	5.02	8.19	43.4690	86.9		
52	47	13C8-PFOS	507.0 > 79.9	2.66e3	2.75e3	0.250	0.967	4.76	12.1	47.3894	94.8		
53	47	13C8-PFOS	507.0 > 79.9	2.66e3	2.75e3	0.250	0.967	4.76	12.1	47.3894	94.8		
54	51	13C2-PFUdA	565 > 519.8	9.48e3	1.60e4	0.250	0.591	5.39	7.38	28.4380	56.9		
55	-1												
56	21	L-MeFOSAA	570 > 419		3.17e3	0.250							
57	22	Br-MeFOSAA	570. > 419		3.17e3	0.250							
58	71	Total N-MeFOSAA	570. > 419	0.00e0	3.17e3	0.250			0.000				
59	29	PFTrDA	662.9 > 618.9		1.00e4	0.250							
60	30	PFTeDA	712.8 > 669.0		8.70e3	0.250							
61	50	d3-N-MeFOSAA	573.3 > 419	3.17e3	1.60e4	0.250	0.197	5.20	2.47	27.3875	54.8		
62	50	d3-N-MeFOSAA	573.3 > 419	3.17e3	1.60e4	0.250	0.197	5.20	2.47	27.3875	54.8		
63	50	d3-N-MeFOSAA	573.3 > 419	3.17e3	1.60e4	0.250	0.197	5.20	2.47	27.3875	54.8		
64	53	13C2-PFDoA	615.0 > 569.7	1.00e4	1.10e4	0.250	0.909	5.67	11.4	35.0905	70.2		
65	55	13C2-PFTeDA	714.8 > 669.6	8.70e3	1.60e4	0.250	0.543	6.14	6.78	30.8737	61.7		
66	-1												
67	23	L-EtFOSAA	584.1 > 419		3.91e3	0.250							
68	24	Br-ETFOSAA	584.1 > 419		3.91e3	0.250							
69	72	Total N-EtFOSAA	584.1 > 419	0.00e0	3.91e3	0.250			0.000				
70	27	PFDoA	612.9 > 569.0		1.00e4	0.250							
71	73	TCDA	498.3>106.9			0.250							
72	52	d5-N-EtFOSAA	589.3 > 419	3.91e3	1.60e4	0.250	0.244	5.36	3.05	32.7947	65.6		
73	52	d5-N-EtFOSAA	589.3 > 419	3.91e3	1.60e4	0.250	0.244	5.36	3.05	32.7947	65.6		
74	52	d5-N-EtFOSAA	589.3 > 419	3.91e3	1.60e4	0.250	0.244	5.36	3.05	32.7947	65.6		

HC 10/1/2018

Dataset: Z:\Projects\PFAS.PRO\Results\180928M1\180928M1-62.qld

Rev: ANP 10/2/2018

Last Altered: Monday, October 01, 2018 11:38:20 Pacific Daylight Time
Printed: Monday, October 01, 2018 11:41:21 Pacific Daylight Time

Name: 180928M1_62, Date: 28-Sep-2018, Time: 22:12:27, ID: B8I0100-BLK1 Method Blank 0.25, Description: Method Blank

	#	Name	Trace	Area	IS Area	Wt/Vol	RRF	RT	Response	Conc.	%Rec	Ion Ratio	Ratio Out?
75	53	13C2-PFDoA	615.0 > 569.7	1.00e4	1.10e4	0.250	0.909	5.67	11.4	35.0905	70.2		
76	47	13C8-PFOS	507.0 > 79.9	2.66e3	2.75e3	0.250	0.967	4.76	12.1	47.3894	94.8		
77	-1												
78	60	13C4-PFBA	217. > 172	7.82e3	7.82e3	0.250	1.00	1.27	12.5	50.0000	100.0		
79	61	13C5-PFHxA	318 > 272.9	1.30e4	1.30e4	0.250	1.00	3.08	12.5	50.0000	100.0		
80	62	13C3-PFHxS	401.8 > 79.9	2.59e3	2.59e3	0.250	1.00	3.86	12.5	50.0000	100.0		
81	63	13C8-PFOA	420.9 > 376	1.51e4	1.51e4	0.250	1.00	4.23	12.5	50.0000	100.0		
82	64	13C9-PFNA	472.2 > 426.9	1.24e4	1.24e4	0.250	1.00	4.68	12.5	50.0000	100.0		
83	65	13C4-PFOS	503 > 79.9	2.75e3	2.75e3	0.250	1.00	4.76	12.5	50.0000	100.0		
84	66	13C6-PFDA	519.1 > 473.7	1.10e4	1.10e4	0.250	1.00	5.06	12.5	50.0000	100.0		
85	67	13C7-PFUdA	570.1 > 524.8	1.60e4	1.60e4	0.250	1.00	5.39	12.5	50.0000	100.0		

HC 10/1/2018

Dataset: Z:\Projects\PFAS.PRO\Results\180928M1\180928M1-62.qld

Rev: ANP 10/2/2018

Last Altered: Monday, October 01, 2018 11:38:20 Pacific Daylight Time
Printed: Monday, October 01, 2018 11:41:21 Pacific Daylight Time

Method: Z:\Projects\PFAS.pro\MethDB\PFAS_FULL_80C_092818.mdb 29 Sep 2018 16:55:53
Calibration: Z:\Projects\PFAS.pro\CurveDB\C18_VAL-PFAS_Q4_09-27-18.cdb 28 Sep 2018 09:49:55

Name: 180928M1_62, Date: 28-Sep-2018, Time: 22:12:27, ID: B8I0100-BLK1 Method Blank 0.25, Description: Method Blank

PFBA

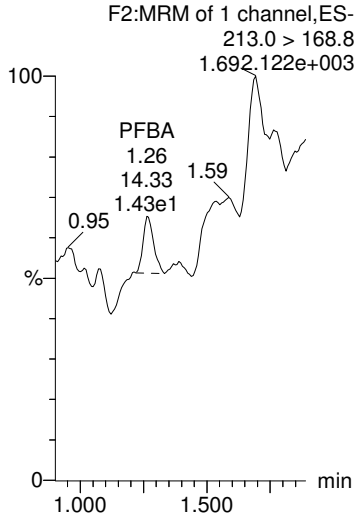

PFPeA

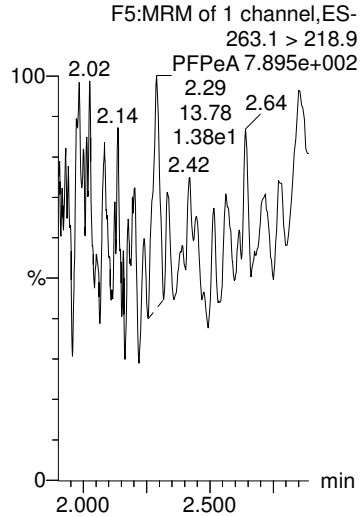

PFBS

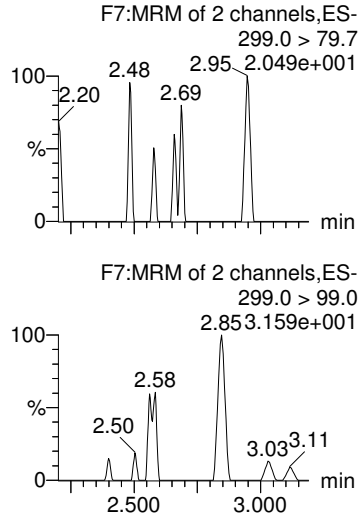

4:2 FTS

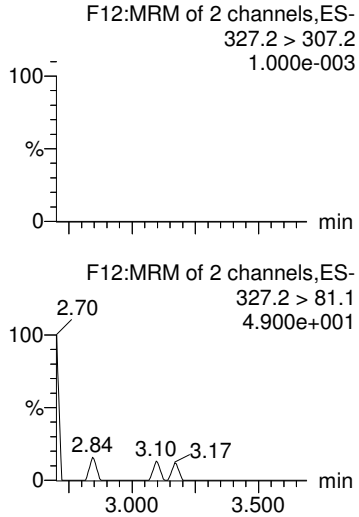

PFHxA

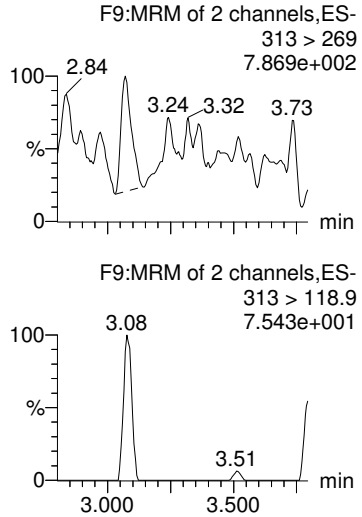

13C3-PFBA

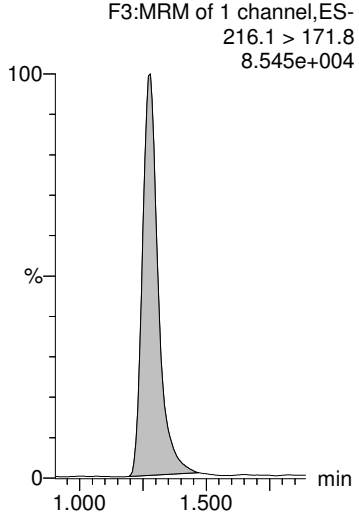

13C3-PFPeA

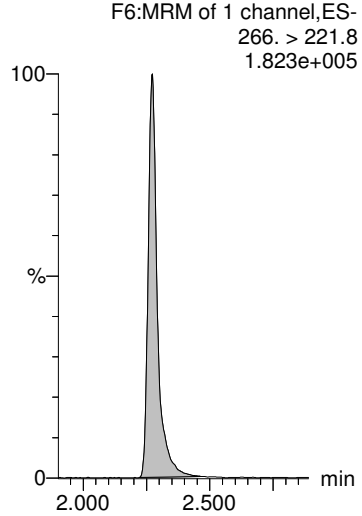

13C3-PFBS

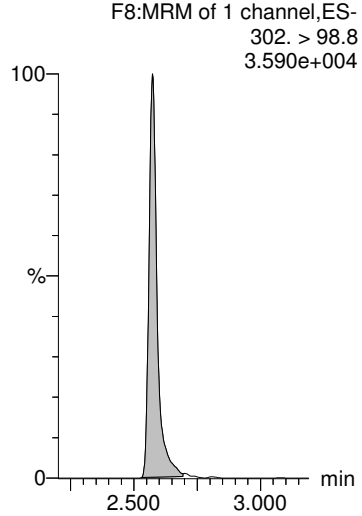

13C2-4:2 FTS

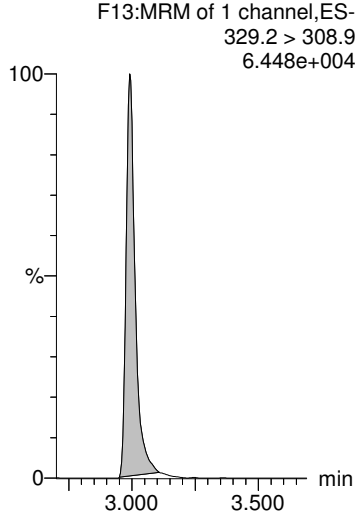

13C2-PFHxA

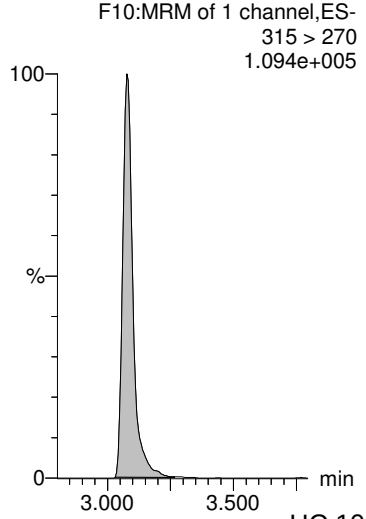

HC 10/1/2018

Dataset: Z:\Projects\PFAS.PRO\Results\180928M1\180928M1-62.qld

Rev: ANP 10/2/2018

Last Altered: Monday, October 01, 2018 11:38:20 Pacific Daylight Time
Printed: Monday, October 01, 2018 11:41:21 Pacific Daylight Time

Name: 180928M1_62, Date: 28-Sep-2018, Time: 22:12:27, ID: B8I0100-BLK1 Method Blank 0.25, Description: Method Blank

PFHpA

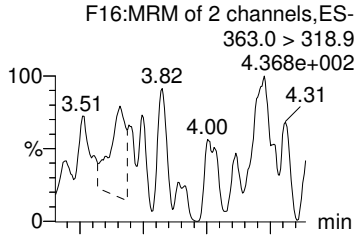

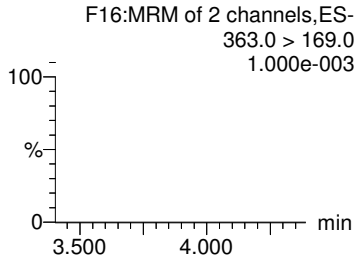

PFPeS

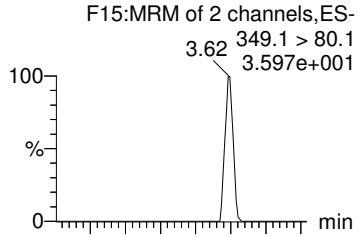

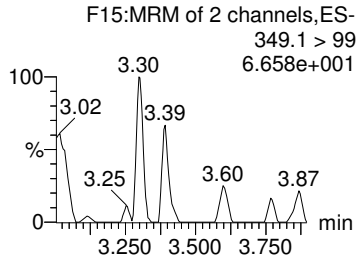

L-PFHxS

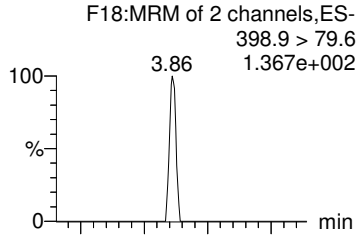

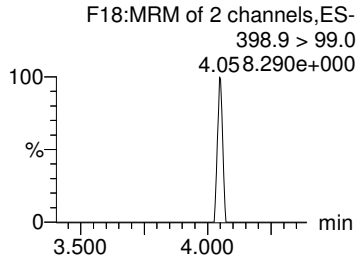

Br-PFHxS

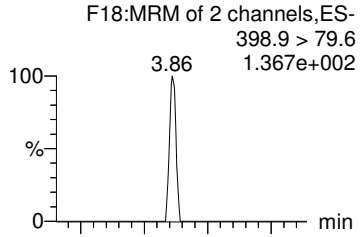

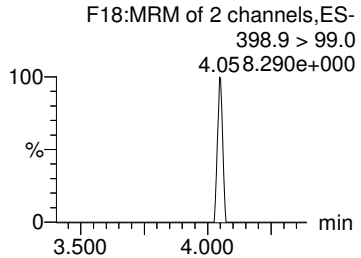

Total PFHxS

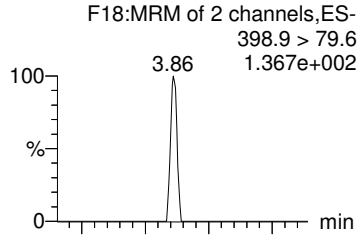

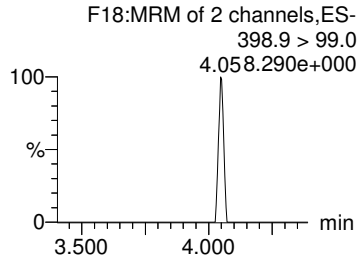

13C4-PFHpA

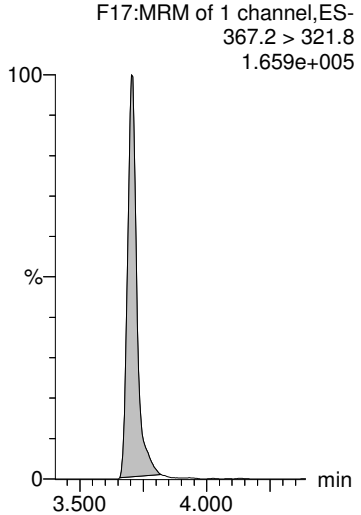

13C3-PFBS

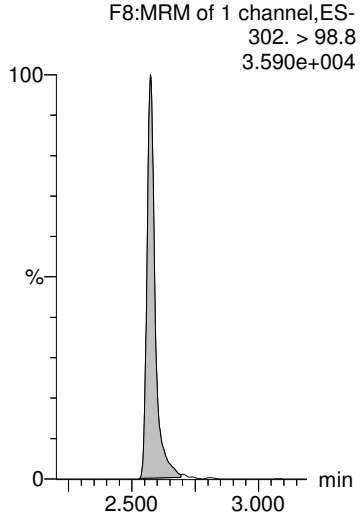

18O2-PFHxS

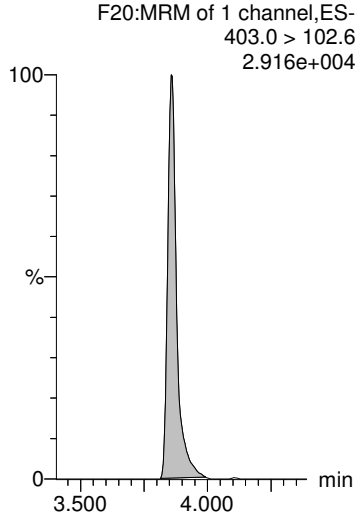

18O2-PFHxS

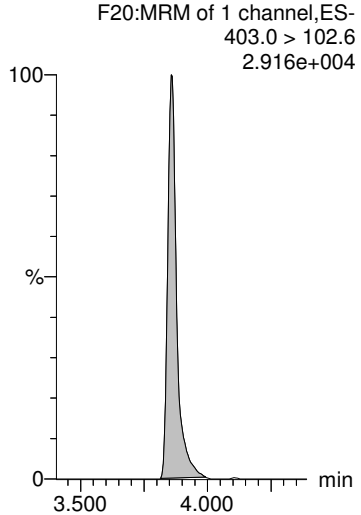

18O2-PFHxS

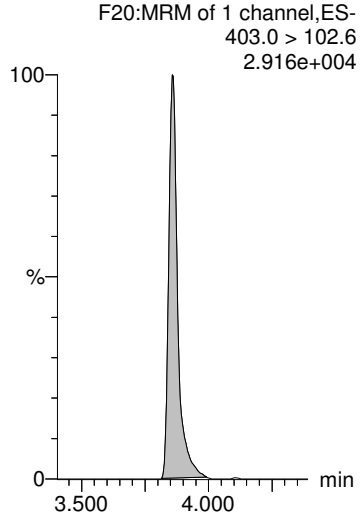

HC 10/1/2018

Dataset: Z:\Projects\PFAS.PRO\Results\180928M1\180928M1-62.qld

Rev: ANP 10/2/2018

Last Altered: Monday, October 01, 2018 11:38:20 Pacific Daylight Time
Printed: Monday, October 01, 2018 11:41:21 Pacific Daylight Time

Name: 180928M1_62, Date: 28-Sep-2018, Time: 22:12:27, ID: B8I0100-BLK1 Method Blank 0.25, Description: Method Blank

6:2 FTS

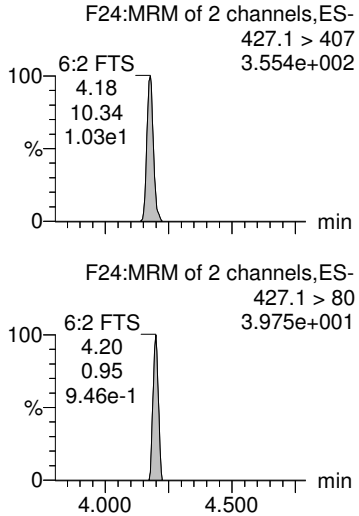

PFHpS

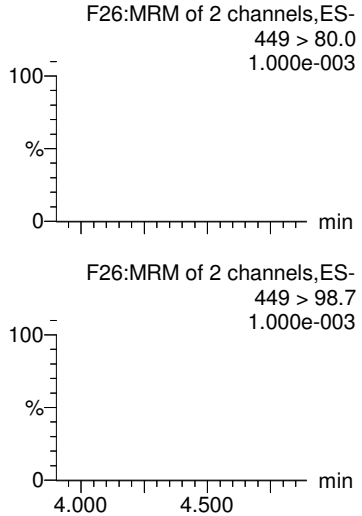

L-PFOA

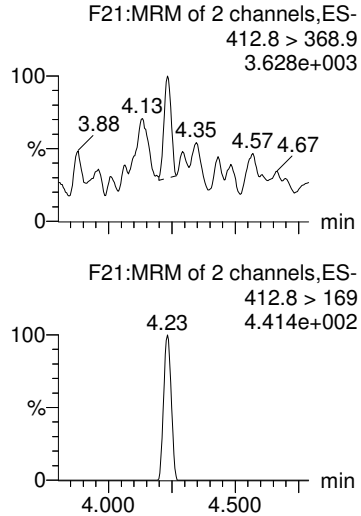

Br-PFOA

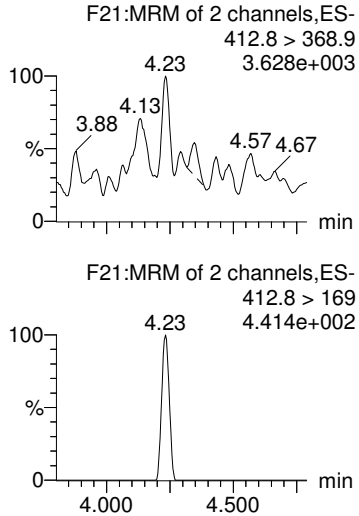

Total PFOA

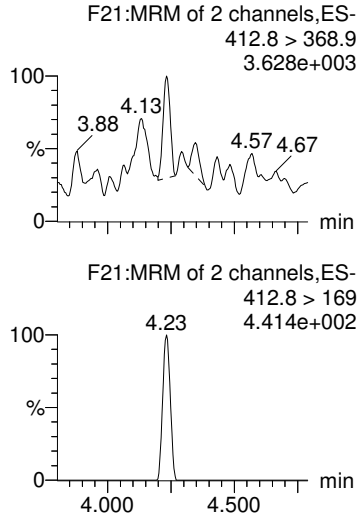

13C2-6:2 FTS

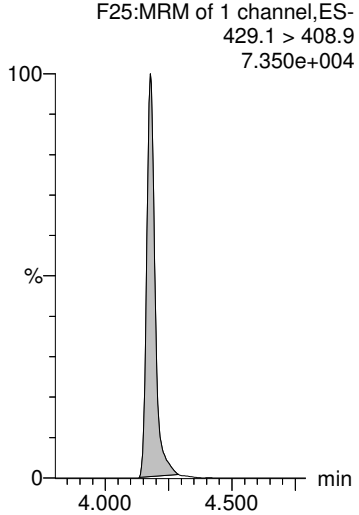

13C2-PFOA

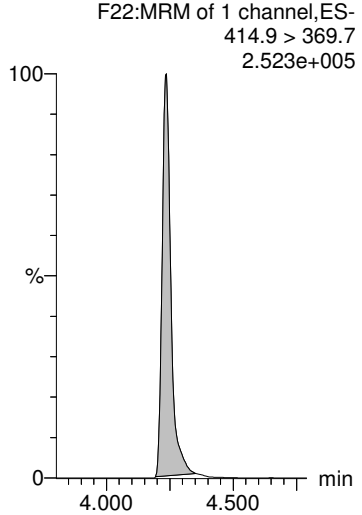

13C2-PFOA

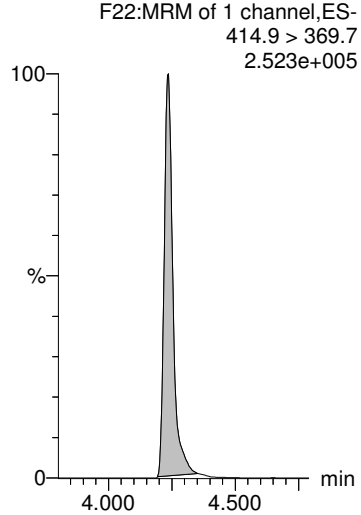

13C2-PFOA

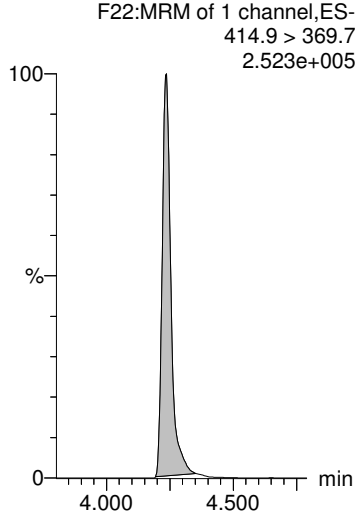

13C2-PFOA

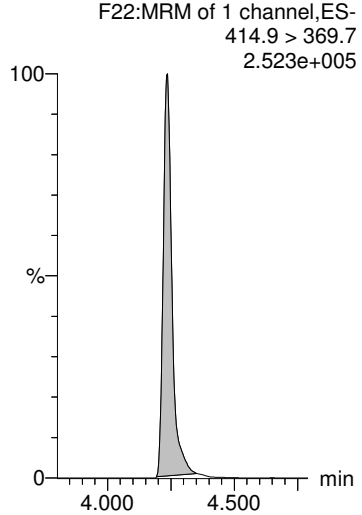

HC 10/1/2018

Dataset: Z:\Projects\PFAS.PRO\Results\180928M1\180928M1-62.qld

Rev: ANP 10/2/2018

Last Altered: Monday, October 01, 2018 11:38:20 Pacific Daylight Time
Printed: Monday, October 01, 2018 11:41:21 Pacific Daylight Time

Name: 180928M1_62, Date: 28-Sep-2018, Time: 22:12:27, ID: B8I0100-BLK1 Method Blank 0.25, Description: Method Blank

PFNA

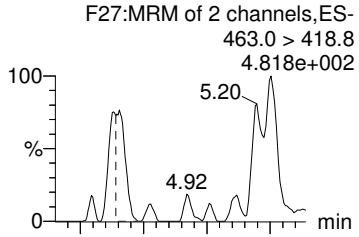

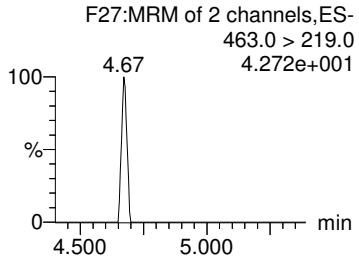

PFOSA

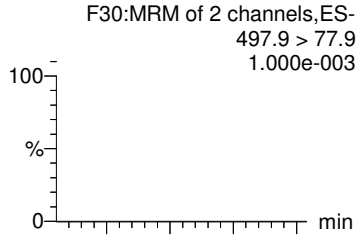

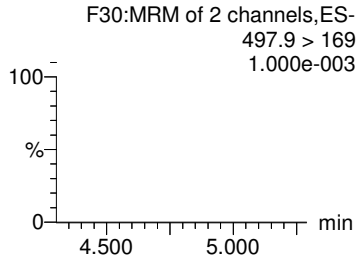

L-PFOS

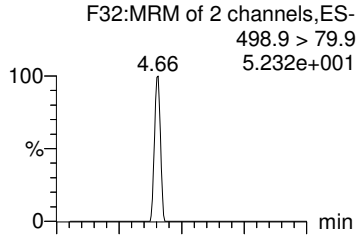

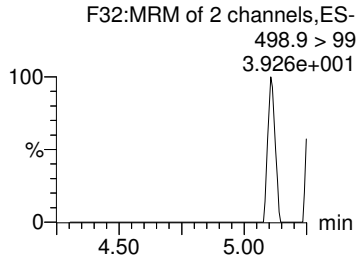

Br-PFOS

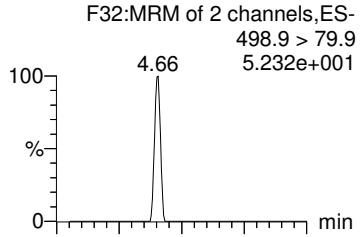

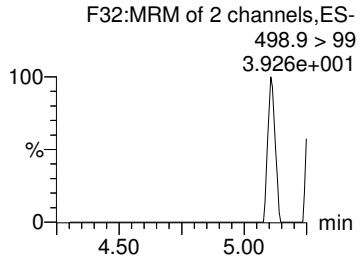

Total PFOS

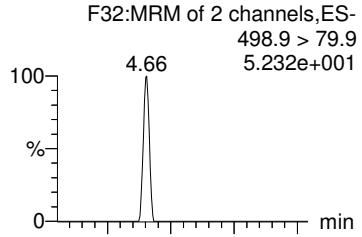

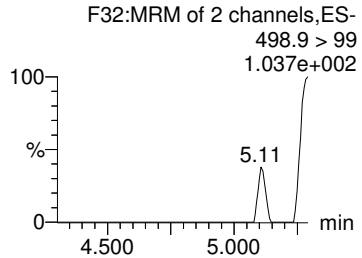

13C5-PFNA

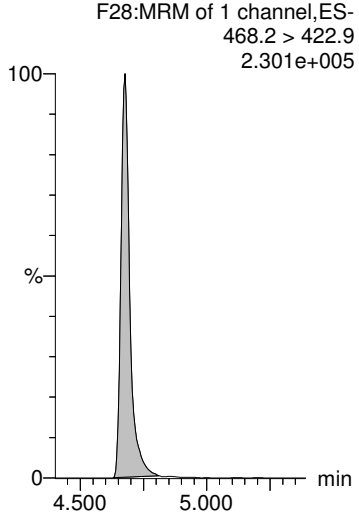

13C8-PFOSA

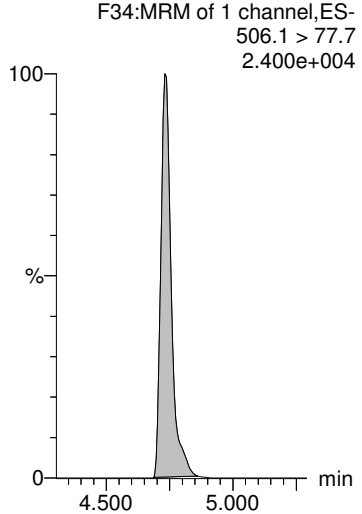

13C8-PFOS

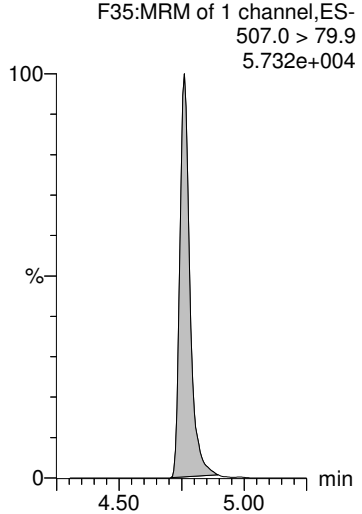

13C8-PFOS

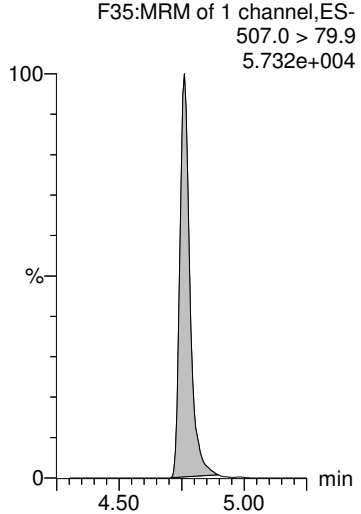

13C8-PFOS

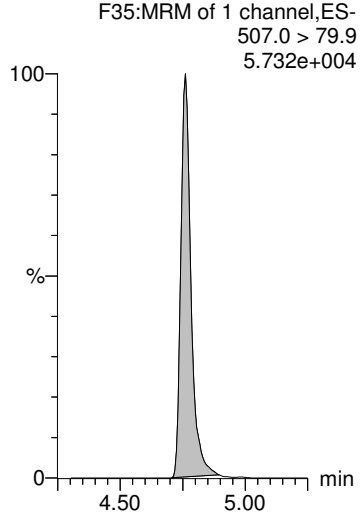

HC 10/1/2018

Dataset: Z:\Projects\PFAS.PRO\Results\180928M1\180928M1-62.qld Rev: ANP 10/2/2018

Last Altered: Monday, October 01, 2018 11:38:20 Pacific Daylight Time
Printed: Monday, October 01, 2018 11:41:21 Pacific Daylight Time

Name: 180928M1_62, Date: 28-Sep-2018, Time: 22:12:27, ID: B8I0100-BLK1 Method Blank 0.25, Description: Method Blank

PFDA

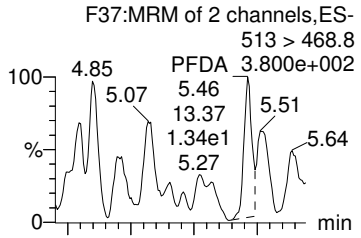

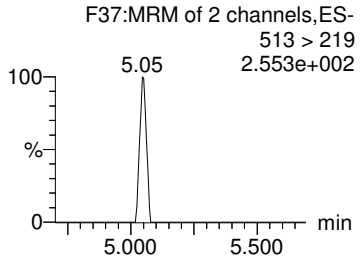

8:2 FTS

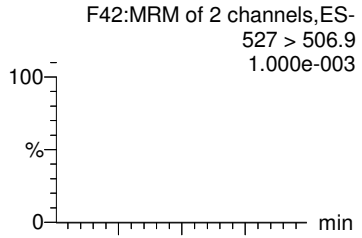

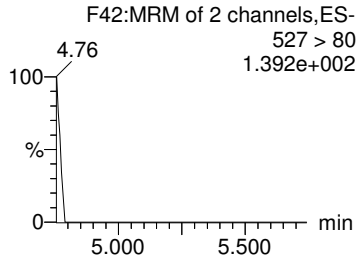

PFNS

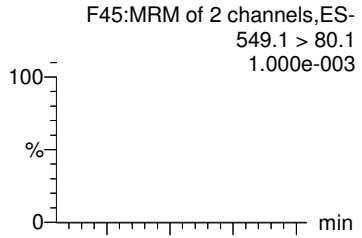

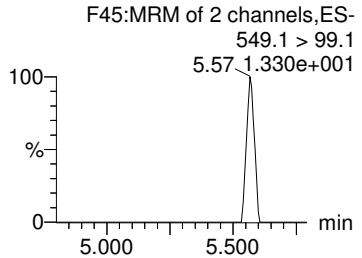

PFDS

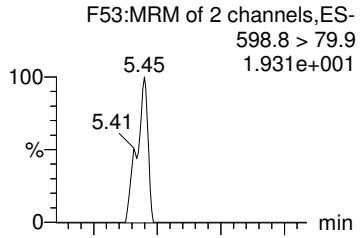

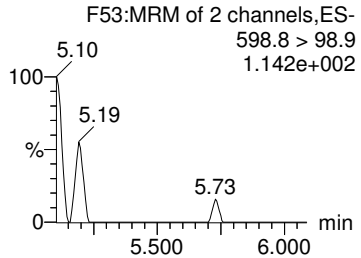

PFUdA

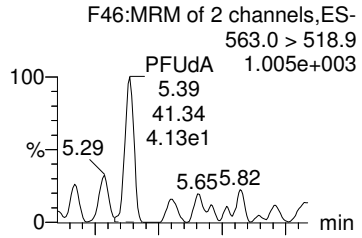

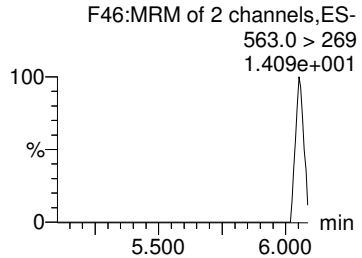

13C2-PFDA

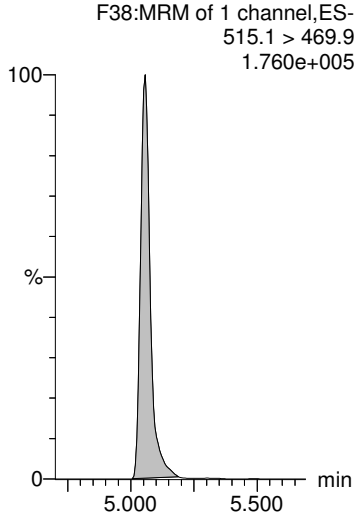

13C2-8:2 FTS

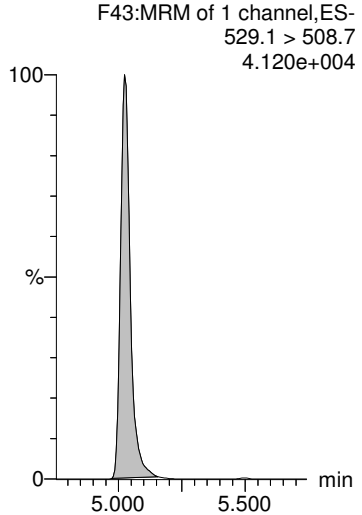

13C8-PFOS

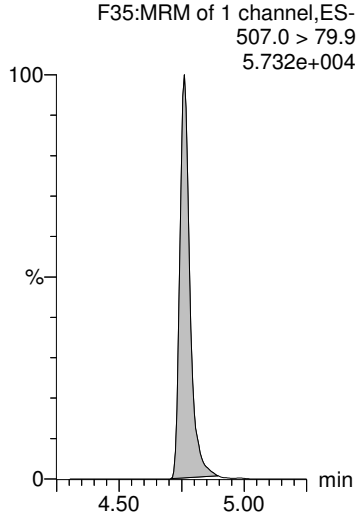

13C8-PFOS

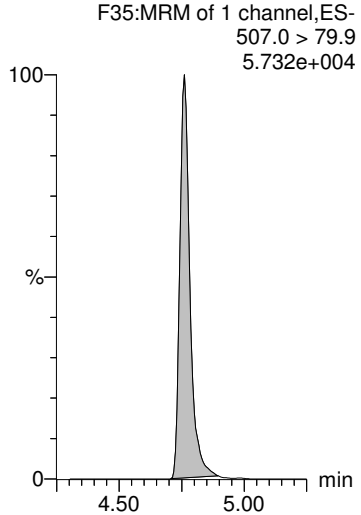

13C2-PFUdA

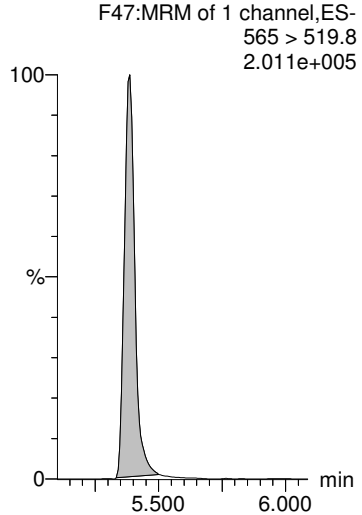

HC 10/1/2018

Dataset: Z:\Projects\PFAS.PRO\Results\180928M1\180928M1-62.qld Rev: ANP 10/2/2018

Last Altered: Monday, October 01, 2018 11:38:20 Pacific Daylight Time
Printed: Monday, October 01, 2018 11:41:21 Pacific Daylight Time

Name: 180928M1_62, Date: 28-Sep-2018, Time: 22:12:27, ID: B8I0100-BLK1 Method Blank 0.25, Description: Method Blank

L-MeFOSAA

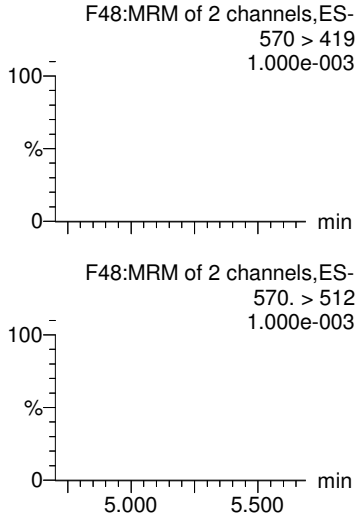

Br-MeFOSAA

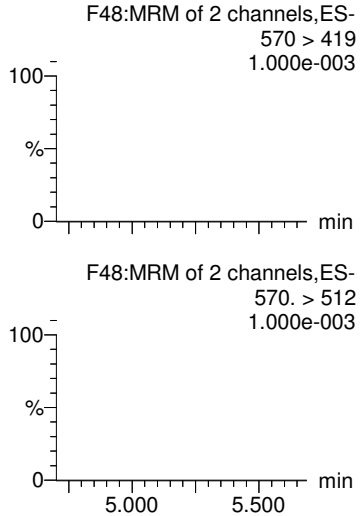

Total N-MeFOSAA

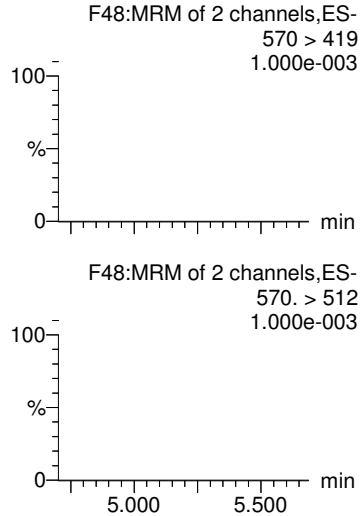

PFTrDA

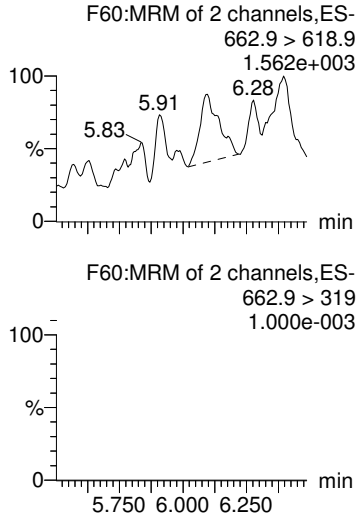

PFTeDA

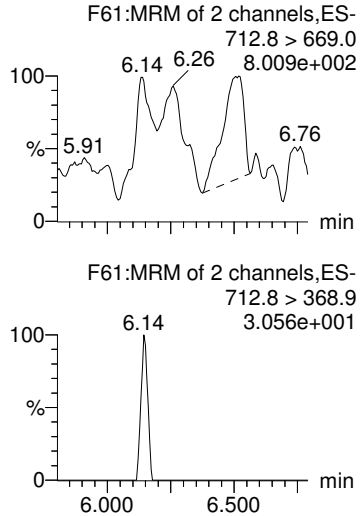

d3-N-MeFOSAA

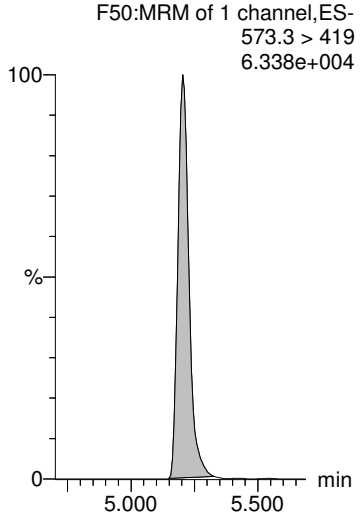

d3-N-MeFOSAA

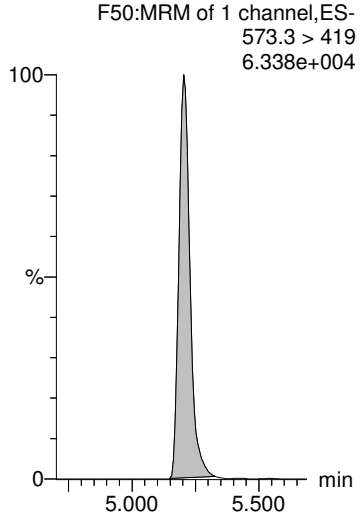

d3-N-MeFOSAA

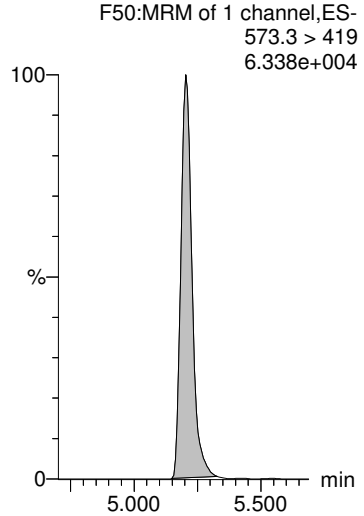

13C2-PFDoA

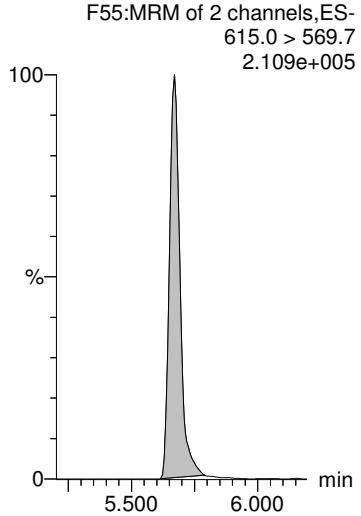

13C2-PFTeDA

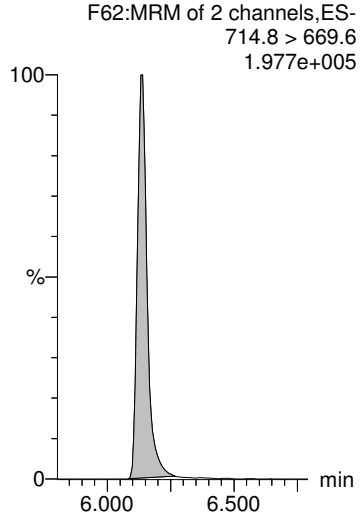

HC 10/1/2018

Dataset: Z:\Projects\PFAS.PRO\Results\180928M1\180928M1-62.qld

Rev: ANP 10/2/2018

Last Altered: Monday, October 01, 2018 11:38:20 Pacific Daylight Time
Printed: Monday, October 01, 2018 11:41:21 Pacific Daylight Time

Name: 180928M1_62, Date: 28-Sep-2018, Time: 22:12:27, ID: B8I0100-BLK1 Method Blank 0.25, Description: Method Blank

L-EtFOSAA

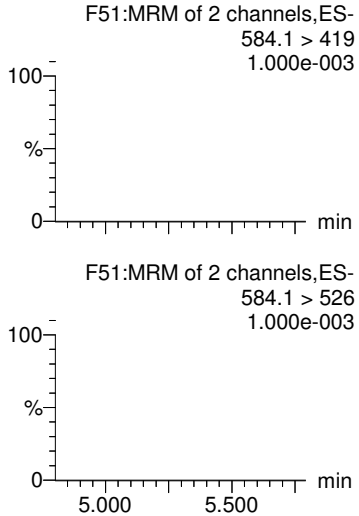

Br-ETFOSAA

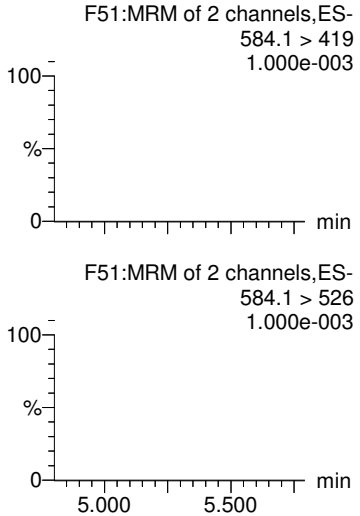

Total N-EtFOSAA

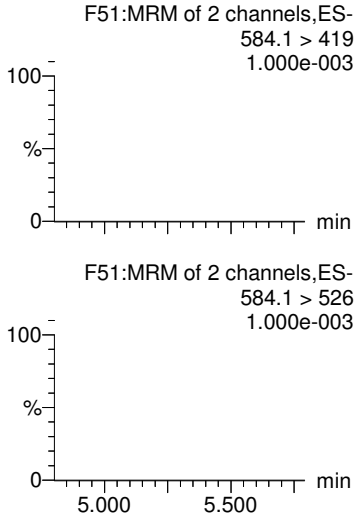

PFDoA

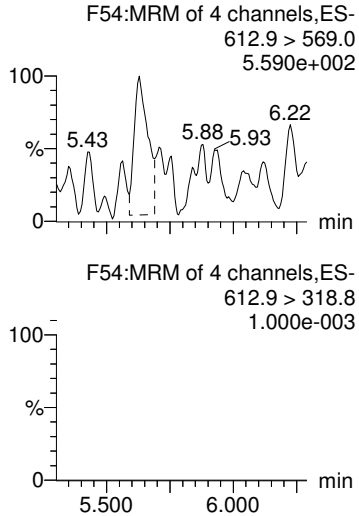

TCDA

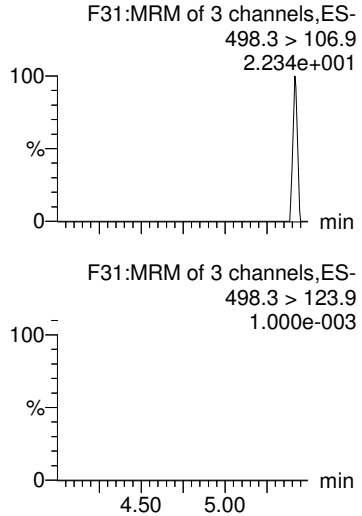

d5-N-EtFOSAA

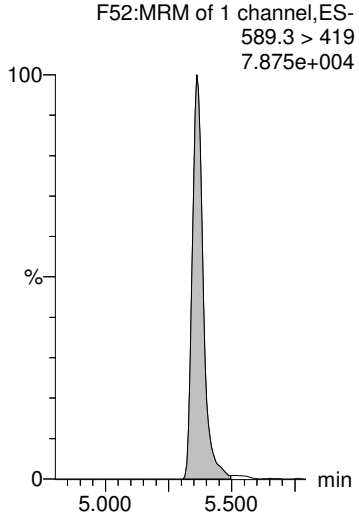

d5-N-EtFOSAA

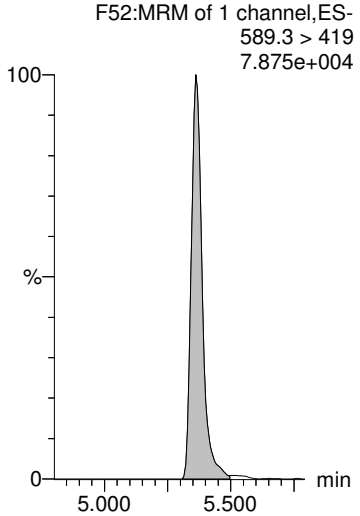

d5-N-EtFOSAA

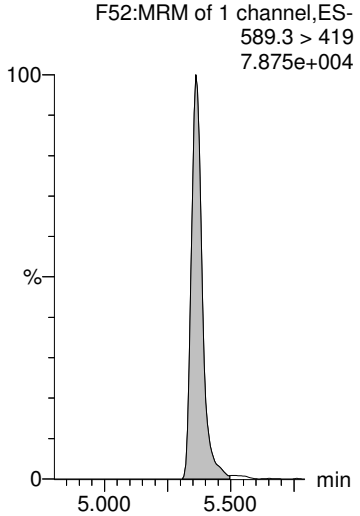

13C2-PFDoA

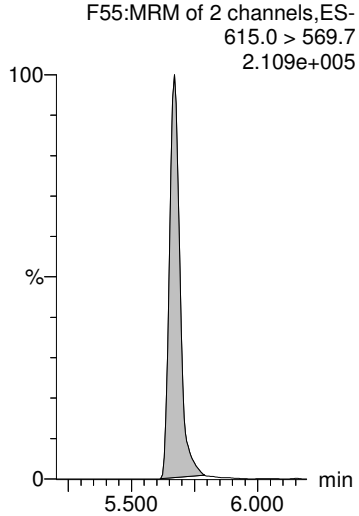

13C8-PFOS

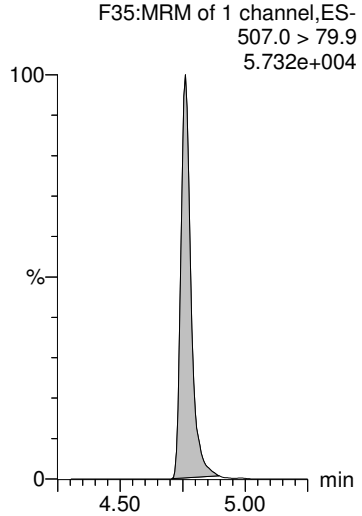

HC 10/1/2018

Dataset: Z:\Projects\PFAS.PRO\Results\180928M1\180928M1-62.qld

Rev: ANP 10/2/2018

Last Altered: Monday, October 01, 2018 11:38:20 Pacific Daylight Time
Printed: Monday, October 01, 2018 11:41:21 Pacific Daylight Time

Name: 180928M1_62, Date: 28-Sep-2018, Time: 22:12:27, ID: B8I0100-BLK1 Method Blank 0.25, Description: Method Blank

13C4-PFBA

F4:MRM of 1 channel,ES-
217. > 172
1.109e+005

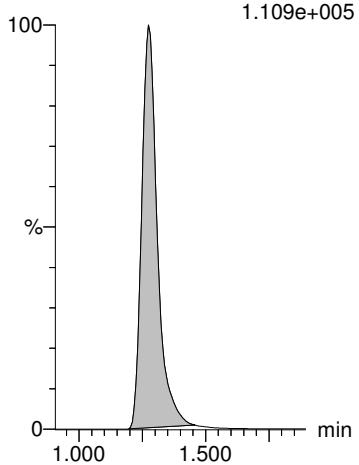

13C5-PFHxA

F11:MRM of 1 channel,ES-
318 > 272.9
2.873e+005

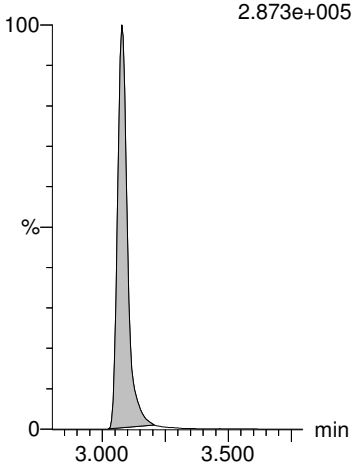

13C3-PFHxS

F19:MRM of 1 channel,ES-
401.8 > 79.9
6.371e+004

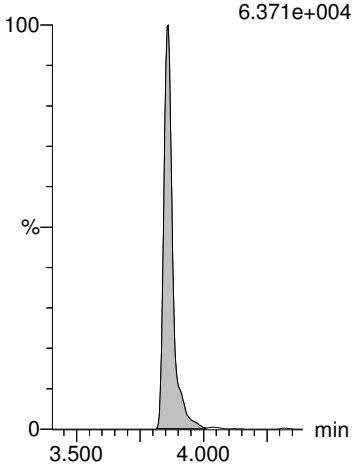

13C8-PFOA

F23:MRM of 1 channel,ES-
420.9 > 376
3.906e+005

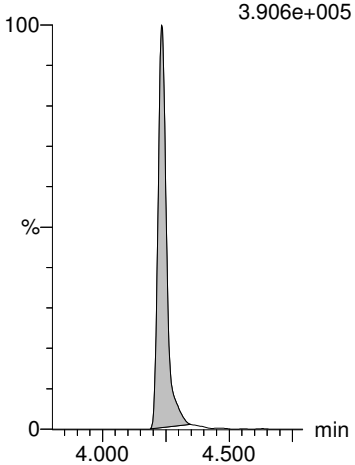

13C9-PFNA

F29:MRM of 1 channel,ES-
472.2 > 426.9
3.086e+005

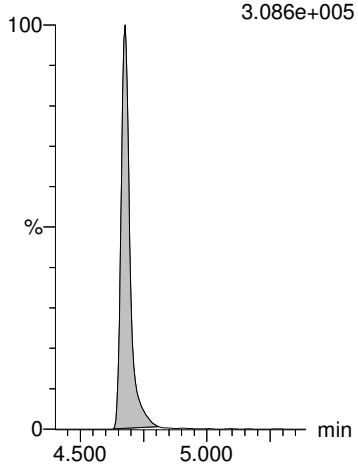

13C4-PFOS

F33:MRM of 1 channel,ES-
503 > 79.9
6.088e+004

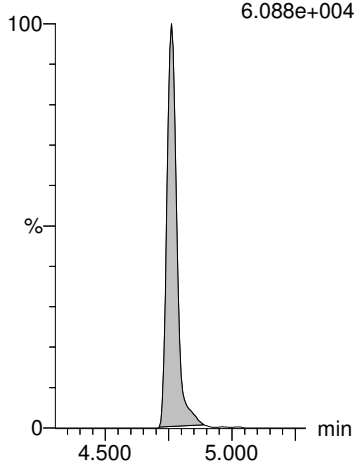

13C6-PFDA

F40:MRM of 1 channel,ES-
519.1 > 473.7
2.506e+005

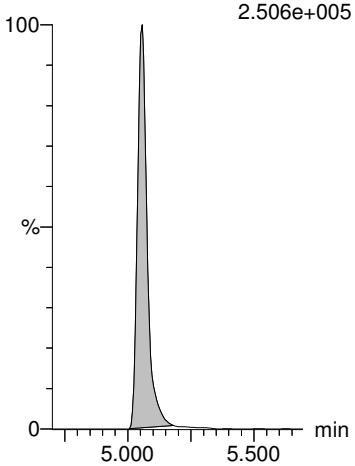

13C7-PFUdA

F49:MRM of 1 channel,ES-
570.1 > 524.8
3.325e+005

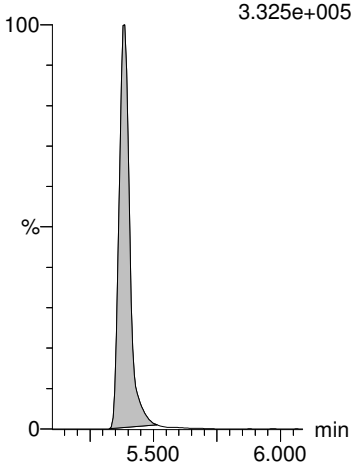

HC 10/1/2018

Dataset: Z:\Projects\PFAS.PRO\Results\180928M1\180928M1-63.qld

Last Altered: Monday, October 01, 2018 11:46:08 Pacific Daylight Time
Printed: Monday, October 01, 2018 11:48:09 Pacific Daylight Time

Name: 180928M1_63, Date: 28-Sep-2018, Time: 22:23:06, ID: B8I0100-BS1 OPR 0.25, Description: OPR

	#	Name	Trace	Area	IS Area	wt/vol	RRF	RT	Response	Conc.	%Rec	Ion Ratio	Ratio Out?
1	1	PFBA	213.0 > 168.8	5.67e3	6.34e3	0.250	1.12	1.28	11.2	38.1003	95.3		
2	2	PFPeA	263.1 > 218.9	5.89e3	8.06e3	0.250	0.914	2.28	9.14	36.2847	90.7		
3	3	PFBS	299.0 > 79.7	2.06e3	1.34e3	0.250	1.92	2.58	19.2	40.2728	100.7	2.87	NO
4	4	4:2 FTS	327.2>307.2	2.17e3	2.98e3	0.250	0.910	2.99	9.10	40.7319	101.8	1.95	NO
5	5	PFHxA	313 > 269	9.96e3	5.38e3	0.250	0.925	3.08	9.25	39.5498	98.9	16.1	NO
6	36	13C3-PFBA	216.1 > 171.8	6.34e3	8.51e3	0.250	0.745	1.28	9.31	47.5587	95.1		
7	37	13C3-PFPeA	266. > 221.8	8.06e3	1.44e4	0.250	0.559	2.27	6.99	44.6522	89.3		
8	38	13C3-PFBS	302. > 98.8	1.34e3	2.82e3	0.250	0.475	2.57	5.93	44.4503	88.9		
9	39	13C2-4:2 FTS	329.2>308.9	2.98e3	2.82e3	0.250	1.06	2.99	13.2	49.6640	99.3		
10	40	13C2-PFHxA	315 > 270	5.38e3	1.44e4	0.250	0.933	3.08	4.67	18.4094	92.0		
11	-1												
12	6	PFPeS	349.1>80.1	1.41e3	1.34e3	0.250	1.32	3.28	13.2	39.6399	99.1	1.36	NO
13	7	PFHpA	363.0 > 318.9	7.88e3	7.97e3	0.250	1.24	3.70	12.4	38.6842	96.7	17.4	NO
14	8	L-PFHxS	398.9 > 79.6	1.74e3	1.12e3	0.250	1.94	3.86	19.4	40.2742	100.7	1.77	NO
15	68	Total PFHxS	398.9 > 79.6	1.74e3	1.12e3	0.250			19.4	40.2742			
16	10	6:2 FTS	427.1 > 407	2.55e3	3.02e3	0.250	1.05	4.18	10.5	41.3757	103.4	3.01	NO
17	38	13C3-PFBS	302. > 98.8	1.34e3	2.82e3	0.250	0.475	2.57	5.93	44.4503	88.9		
18	41	13C4-PFHpA	367.2 > 321.8	7.97e3	1.44e4	0.250	0.552	3.70	6.91	48.0341	96.1		
19	42	18O2-PFHxS	403.0 > 102.6	1.12e3	2.82e3	0.250	0.399	3.86	4.99	44.2776	88.6		
20	42	18O2-PFHxS	403.0 > 102.6	1.12e3	2.82e3	0.250	0.399	3.86	4.99	44.2776	88.6		
21	43	13C2-6:2 FTS	429.1 > 408.9	3.02e3	2.96e3	0.250	1.02	4.18	12.8	48.2130	96.4		
22	-1												
23	11	L-PFOA	412.8 > 368.9	1.24e4	1.17e4	0.250	1.32	4.24	13.2	38.4030	96.0	3.33	NO
24	69	Total PFOA	412.8 > 368.9	1.24e4	1.17e4	0.250			13.2	38.4030			
25	13	PFHpS	449 > 80.0	1.90e3	2.68e3	0.250	0.887	4.35	8.87	43.1599	107.9	1.70	NO
26	16	L-PFOS	498.9 > 79.9	2.36e3	2.68e3	0.250	1.10	4.76	11.0	45.1455	112.9	2.18	NO
27	70	Total PFOS	498.9 > 79.9	2.36e3	2.68e3	0.250			11.0	45.1455			
28	44	13C2-PFOA	414.9 > 369.7	1.17e4	1.80e4	0.250	0.653	4.23	8.16	42.9313	85.9		
29	44	13C2-PFOA	414.9 > 369.7	1.17e4	1.80e4	0.250	0.653	4.23	8.16	42.9313	85.9		
30	47	13C8-PFOS	507.0 > 79.9	2.68e3	2.96e3	0.250	0.908	4.76	11.3	44.4683	88.9		
31	47	13C8-PFOS	507.0 > 79.9	2.68e3	2.96e3	0.250	0.908	4.76	11.3	44.4683	88.9		
32	47	13C8-PFOS	507.0 > 79.9	2.68e3	2.96e3	0.250	0.908	4.76	11.3	44.4683	88.9		
33	-1												
34	14	PFNA	463.0 > 418.8	9.58e3	1.12e4	0.250	1.07	4.68	10.7	38.2514	95.6	5.11	NO
35	15	PFOSA	497.9 > 77.9	8.22e2	9.13e2	0.250	1.13	4.74	11.3	42.7349	106.8	31.2	NO
36	18	PFDA	513 > 468.8	8.55e3	9.21e3	0.250	1.16	5.06	11.6	36.4905	91.2	5.86	NO

HC 10/1/2018

Dataset: Z:\Projects\PFAS.PRO\Results\180928M1\180928M1-63.qld

Last Altered: Monday, October 01, 2018 11:46:08 Pacific Daylight Time
Printed: Monday, October 01, 2018 11:48:09 Pacific Daylight Time

Name: 180928M1_63, Date: 28-Sep-2018, Time: 22:23:06, ID: B8I0100-BS1 OPR 0.25, Description: OPR

	#	Name	Trace	Area	IS Area	wt/vol	RRF	RT	Response	Conc.	%Rec	Ion Ratio	Ratio Out?	
37	19	8:2 FTS	527 > 506.9	2.65e3	2.15e3	0.250	1.54	5.02	15.4	39.7620	99.4	2.65	NO	
38	20	PFNS	549.1 > 80.1	1.50e3	2.68e3	0.250	0.697	5.12	6.97	40.3821	101.0	1.51	NO	
39	45	13C5-PFNA	468.2 > 422.9	1.12e4	1.39e4	0.250	0.808	4.68	10.1	42.3239	84.6			
40	46	13C8-PFOSA	506.1 > 77.7	9.13e2	1.72e4	0.250	0.0530	4.73	0.663	9.5050	19.0			H
41	48	13C2-PFDA	515.1 > 469.9	9.21e3	1.25e4	0.250	0.735	5.06	9.18	35.8468	71.7			
42	49	13C2-8:2 FTS	529.1 > 508.7	2.15e3	2.96e3	0.250	0.727	5.02	9.09	48.2458	96.5			
43	47	13C8-PFOS	507.0 > 79.9	2.68e3	2.96e3	0.250	0.908	4.76	11.3	44.4683	88.9			
44	-1													
45	21	L-MeFOSAA	570 > 419	3.98e3	3.92e3	0.250	1.27	5.20	12.7	37.8623	94.7	2.29	NO	
46	71	Total N-MeFOSAA	570. > 419	3.98e3	3.92e3	0.250			12.7	37.8623				
47	23	L-EtFOSAA	584.1 > 419	3.35e3	4.47e3	0.250	0.936	5.37	9.36	34.5370	86.3	1.44	NO	
48	72	Total N-EtFOSAA	584.1 > 419	3.35e3	4.47e3	0.250			9.36	34.5370				
49	25	PFUdA	563.0 > 518.9	8.49e3	1.20e4	0.250	0.886	5.38	8.86	34.4116	86.0	11.2	NO	
50	50	d3-N-MeFOSAA	573.3 > 419	3.92e3	1.72e4	0.250	0.228	5.20	2.85	31.6143	63.2			
51	50	d3-N-MeFOSAA	573.3 > 419	3.92e3	1.72e4	0.250	0.228	5.20	2.85	31.6143	63.2			
52	52	d5-N-EtFOSAA	589.3 > 419	4.47e3	1.72e4	0.250	0.260	5.36	3.25	34.9205	69.8			
53	52	d5-N-EtFOSAA	589.3 > 419	4.47e3	1.72e4	0.250	0.260	5.36	3.25	34.9205	69.8			
54	51	13C2-PFUdA	565 > 519.8	1.20e4	1.72e4	0.250	0.697	5.38	8.71	33.5418	67.1			
55	-1													
56	26	PFDS	598.8 > 79.9	2.12e3	2.68e3	0.250	0.990	5.43	9.90	37.5868	94.0	1.71	NO	
57	27	PFDoA	612.9 > 569.0	1.32e4	1.19e4	0.250	1.38	5.67	13.8	42.0132	105.0	9.63	NO	
58	29	PFTrDA	662.9 > 618.9	1.45e4	1.19e4	0.250	1.52	5.92	15.2	40.5557	101.4	31.1	NO	
59	30	PFTeDA	712.8 > 669.0	1.54e4	9.64e3	0.250	2.00	6.13	20.0	46.4046	116.0	13.3	NO	
60	73	TCDA	498.3>106.9			0.250								
61	47	13C8-PFOS	507.0 > 79.9	2.68e3	2.96e3	0.250	0.908	4.76	11.3	44.4683	88.9			
62	53	13C2-PFDoA	615.0 > 569.7	1.19e4	1.25e4	0.250	0.951	5.67	11.9	36.6936	73.4			
63	53	13C2-PFDoA	615.0 > 569.7	1.19e4	1.25e4	0.250	0.951	5.67	11.9	36.6936	73.4			
64	55	13C2-PFTeDA	714.8 > 669.6	9.64e3	1.72e4	0.250	0.561	6.13	7.01	31.9074	63.8			
65	47	13C8-PFOS	507.0 > 79.9	2.68e3	2.96e3	0.250	0.908	4.76	11.3	44.4683	88.9			
66	-1													
67	61	13C5-PFHxA	318 > 272.9	1.44e4	1.44e4	0.250	1.00	3.08	12.5	50.0000	100.0			
68	60	13C4-PFBA	217. > 172	8.51e3	8.51e3	0.250	1.00	1.28	12.5	50.0000	100.0			
69	62	13C3-PFHxS	401.8 > 79.9	2.82e3	2.82e3	0.250	1.00	3.86	12.5	50.0000	100.0			
70	63	13C8-PFOA	420.9 > 376	1.80e4	1.80e4	0.250	1.00	4.23	12.5	50.0000	100.0			
71	64	13C9-PFNA	472.2 > 426.9	1.39e4	1.39e4	0.250	1.00	4.68	12.5	50.0000	100.0			
72	65	13C4-PFOS	503 > 79.9	2.96e3	2.96e3	0.250	1.00	4.76	12.5	50.0000	100.0			

HC 10/1/2018

Dataset: Z:\Projects\PFAS.PRO\Results\180928M1\180928M1-63.qld

Last Altered: Monday, October 01, 2018 11:46:08 Pacific Daylight Time
Printed: Monday, October 01, 2018 11:48:09 Pacific Daylight Time

Name: 180928M1_63, Date: 28-Sep-2018, Time: 22:23:06, ID: B8I0100-BS1 OPR 0.25, Description: OPR

	#	Name	Trace	Area	IS Area	wt/vol	RRF	RT	Response	Conc.	%Rec	Ion Ratio	Ratio Out?
73	66	13C6-PFDA	519.1 > 473.7	1.25e4	1.25e4	0.250	1.00	5.05	12.5	50.0000	100.0		
74	67	13C7-PFUdA	570.1 > 524.8	1.72e4	1.72e4	0.250	1.00	5.38	12.5	50.0000	100.0		

HC 10/1/2018

Dataset: Z:\Projects\PFAS.PRO\Results\180928M1\180928M1-63.qld

Last Altered: Monday, October 01, 2018 11:46:08 Pacific Daylight Time
Printed: Monday, October 01, 2018 11:48:09 Pacific Daylight Time

Method: Z:\Projects\PFAS.pro\MethDB\PFAS_FULL_80C_092818.mdb 29 Sep 2018 16:55:53
Calibration: Z:\Projects\PFAS.pro\CurveDB\C18_VAL-PFAS_Q4_09-27-18.cdb 28 Sep 2018 09:49:55

Name: 180928M1_63, Date: 28-Sep-2018, Time: 22:23:06, ID: B8I0100-BS1 OPR 0.25, Description: OPR

PFBA

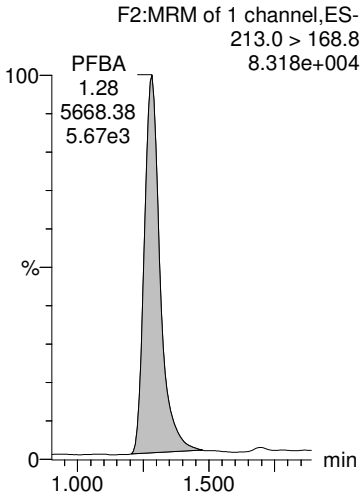

PFPeA

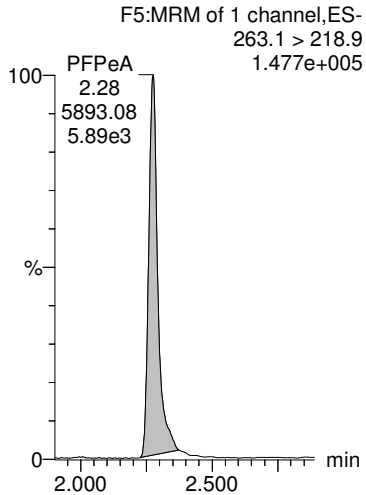

PFBS

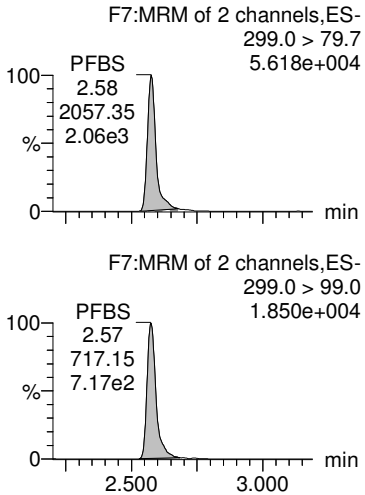

4:2 FTS

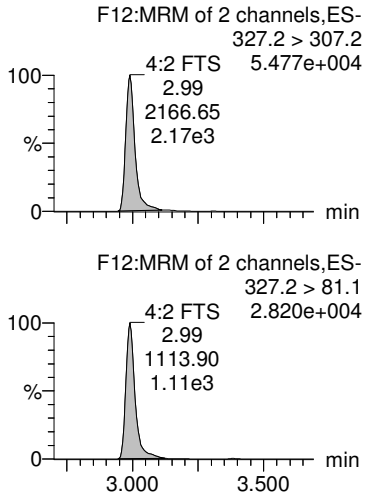

PFHxA

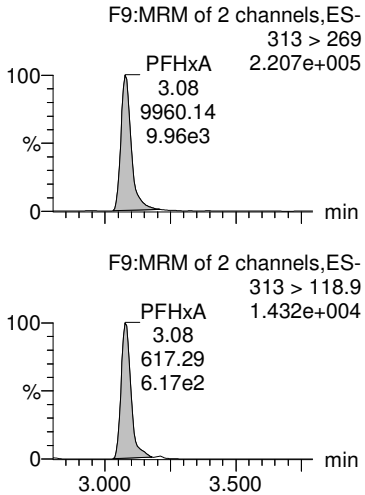

13C3-PFBA

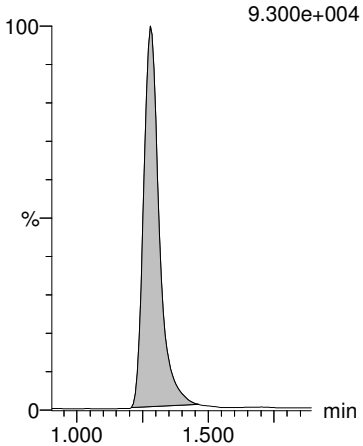

13C3-PFPeA

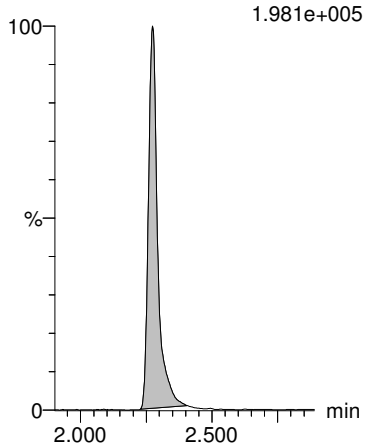

13C3-PFBS

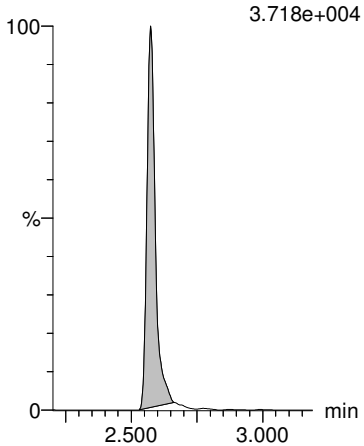

13C2-4:2 FTS

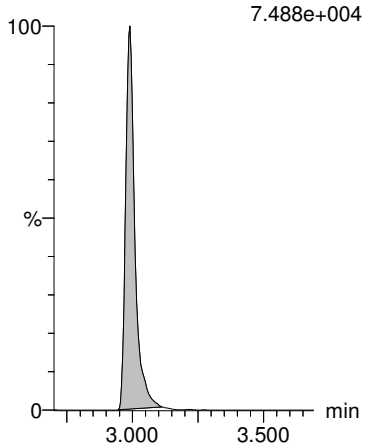

13C2-PFHxA

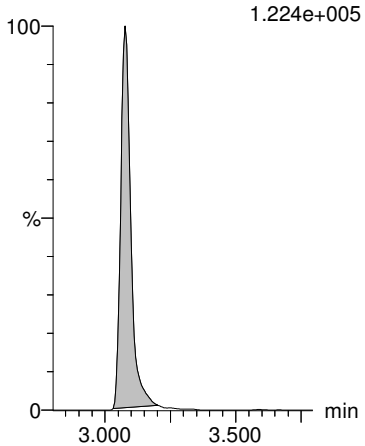

HC 10/1/2018

Dataset: Z:\Projects\PFAS.PRO\Results\180928M1\180928M1-63.qld

Last Altered: Monday, October 01, 2018 11:46:08 Pacific Daylight Time
Printed: Monday, October 01, 2018 11:48:09 Pacific Daylight Time

Name: 180928M1_63, Date: 28-Sep-2018, Time: 22:23:06, ID: B8I0100-BS1 OPR 0.25, Description: OPR

PFPeS

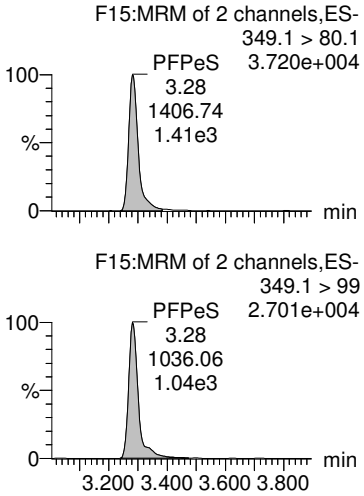

PFHpA

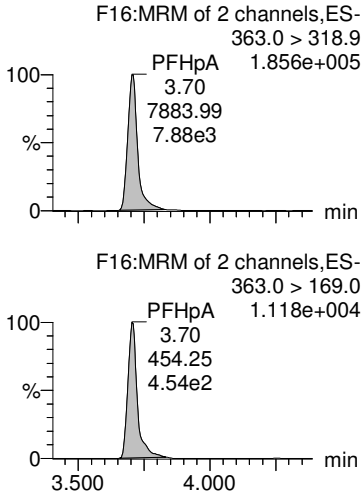

L-PFHxS

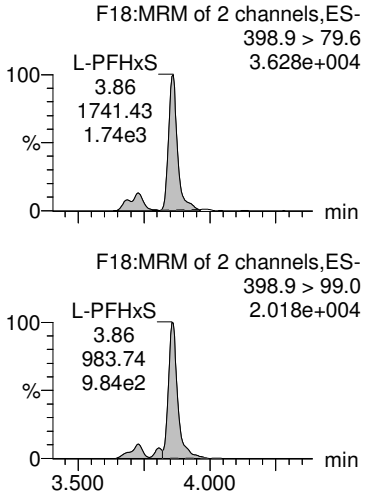

Total PFHxS

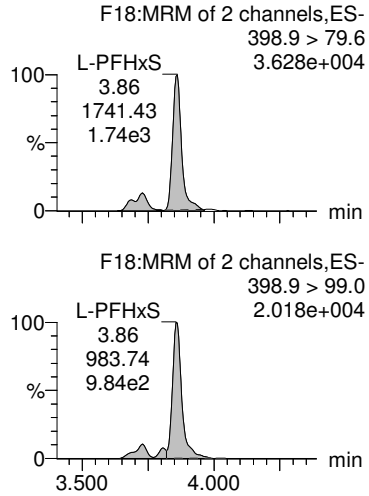

6:2 FTS

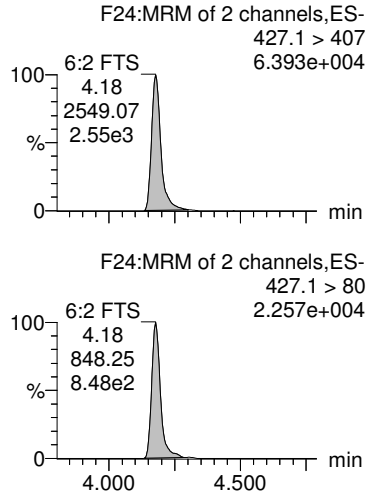

13C3-PFBS

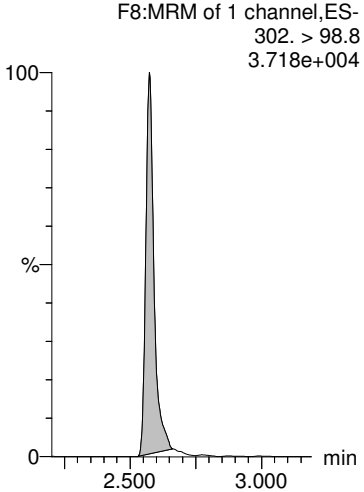

13C4-PFHpA

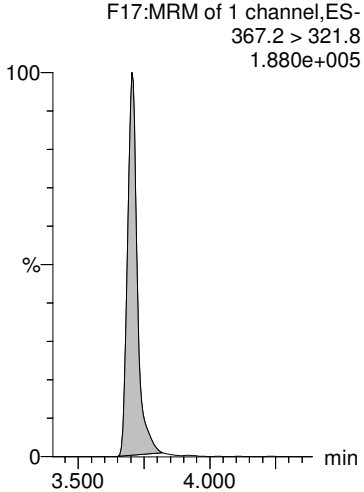

18O2-PFHxS

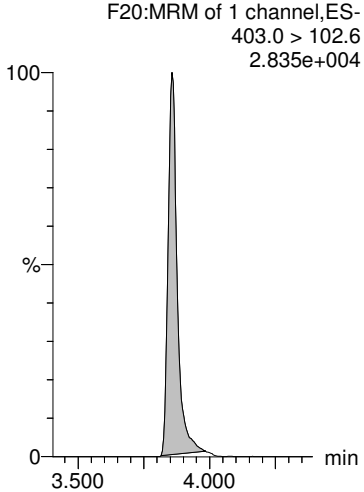

18O2-PFHxS

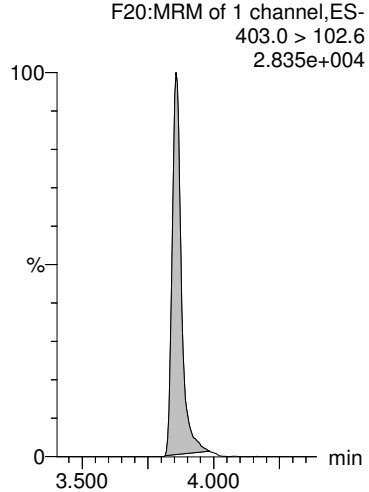

13C2-6:2 FTS

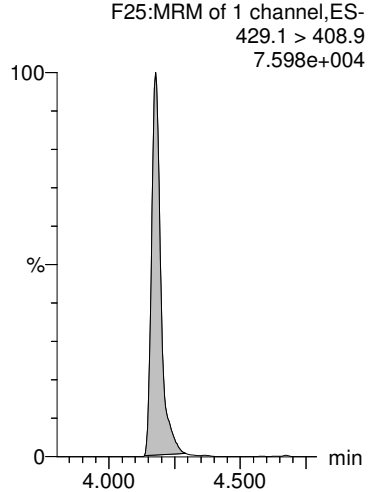

HC 10/1/2018

Dataset: Z:\Projects\PFAS.PRO\Results\180928M1\180928M1-63.qld

Last Altered: Monday, October 01, 2018 11:46:08 Pacific Daylight Time
Printed: Monday, October 01, 2018 11:48:09 Pacific Daylight Time

Name: 180928M1_63, Date: 28-Sep-2018, Time: 22:23:06, ID: B8I0100-BS1 OPR 0.25, Description: OPR

L-PFOA

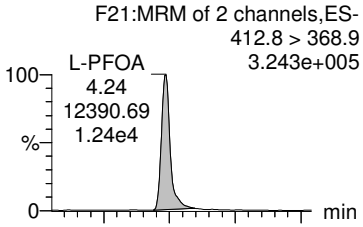

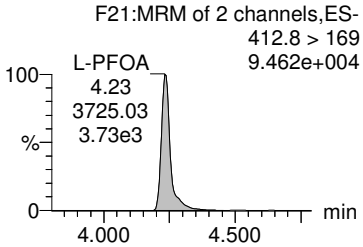

Total PFOA

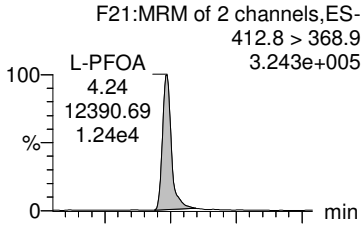

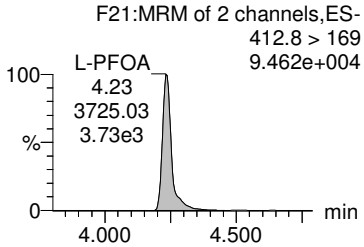

PFHpS

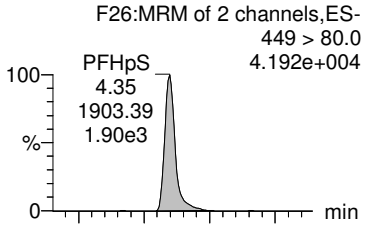

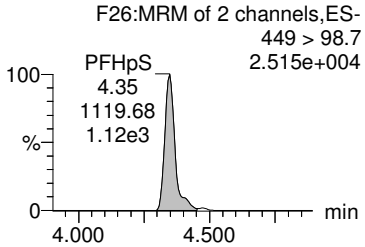

L-PFOS

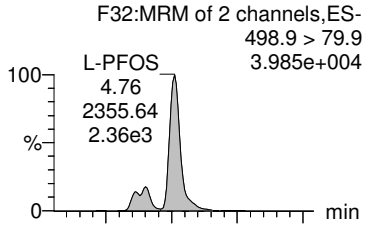

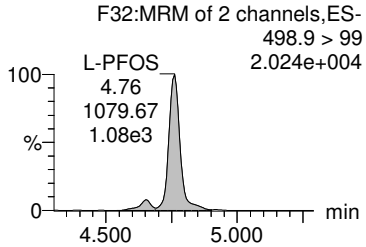

Total PFOS

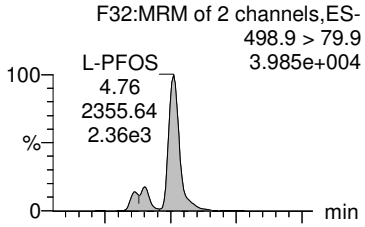

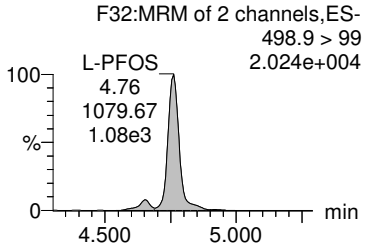

13C2-PFOA

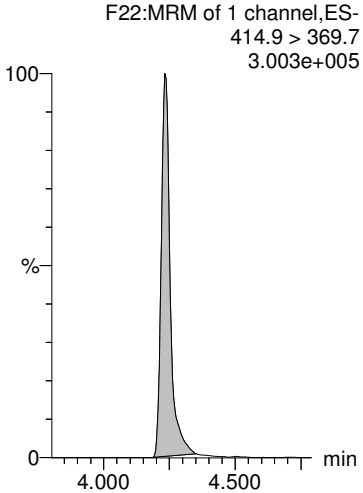

13C2-PFOA

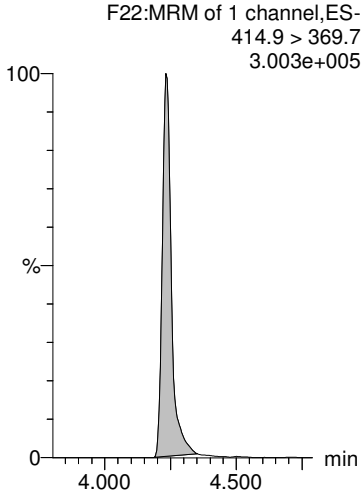

13C8-PFOS

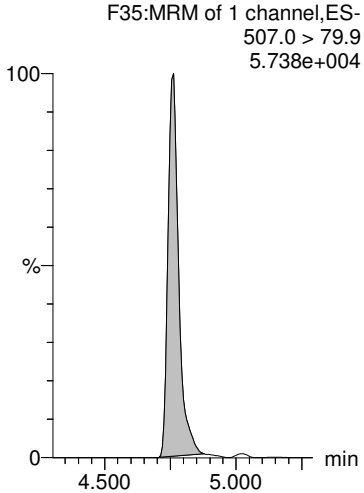

13C8-PFOS

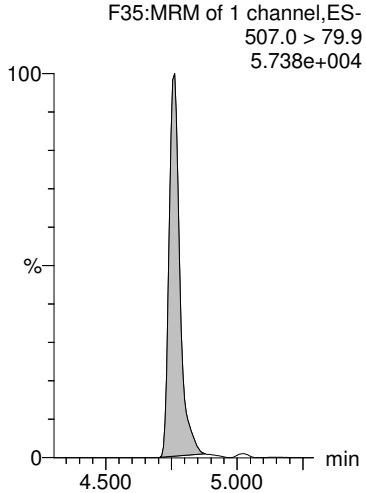

13C8-PFOS

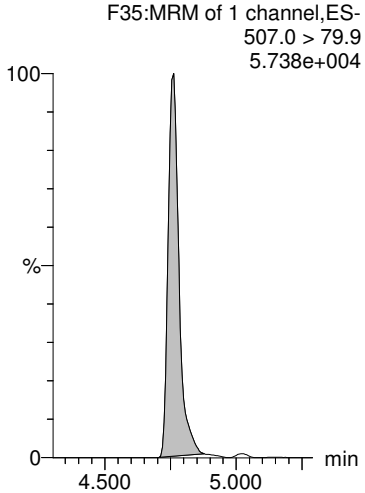

HC 10/1/2018

Dataset: Z:\Projects\PFAS.PRO\Results\180928M1\180928M1-63.qld

Last Altered: Monday, October 01, 2018 11:46:08 Pacific Daylight Time
Printed: Monday, October 01, 2018 11:48:09 Pacific Daylight Time

Name: 180928M1_63, Date: 28-Sep-2018, Time: 22:23:06, ID: B8I0100-BS1 OPR 0.25, Description: OPR

PFNA

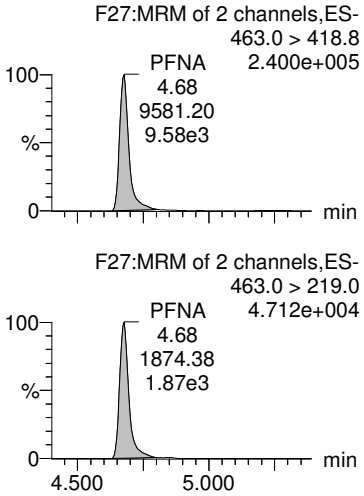

PFOSA

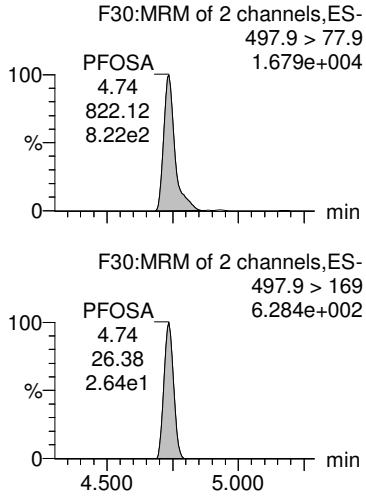

PFDA

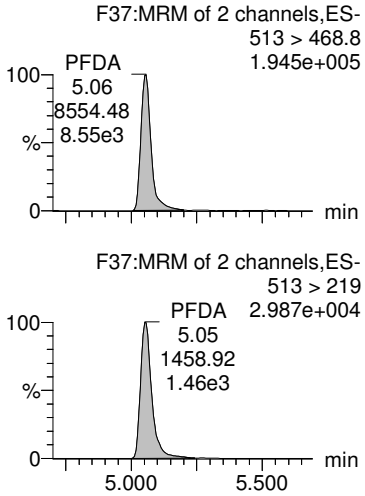

8:2 FTS

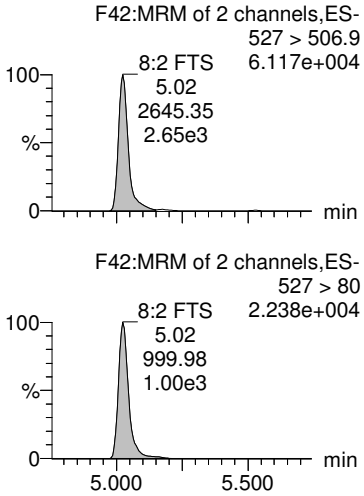

PFNS

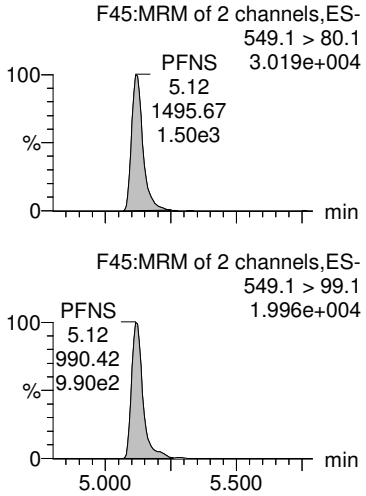

13C5-PFNA

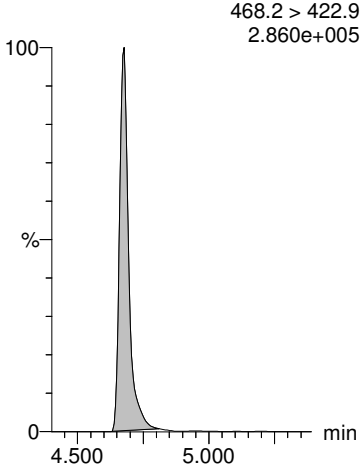

13C8-PFOSA

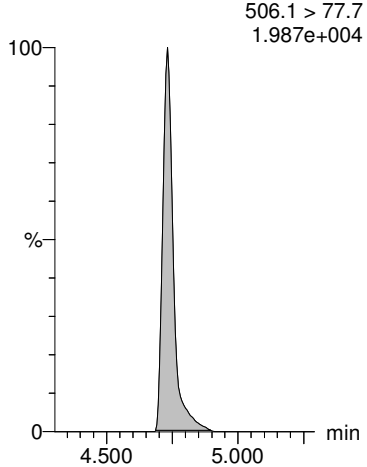

13C2-PFDA

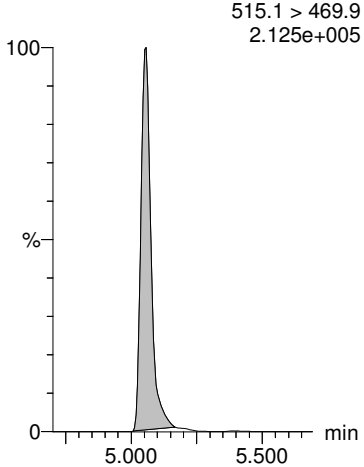

13C2-8:2 FTS

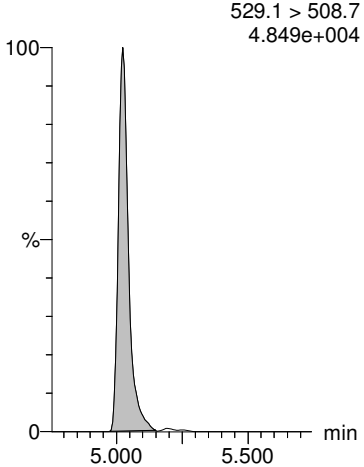

13C8-PFOS

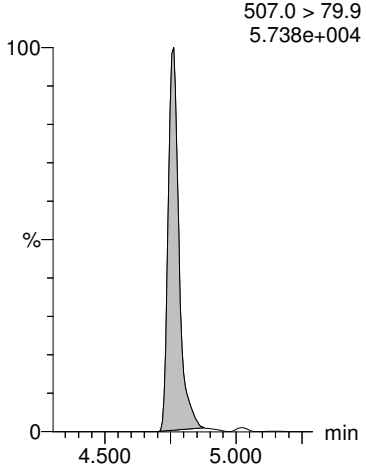

HC 10/1/2018

Dataset: Z:\Projects\PFAS.PRO\Results\180928M1\180928M1-63.qld

Last Altered: Monday, October 01, 2018 11:46:08 Pacific Daylight Time
Printed: Monday, October 01, 2018 11:48:09 Pacific Daylight Time

Name: 180928M1_63, Date: 28-Sep-2018, Time: 22:23:06, ID: B8I0100-BS1 OPR 0.25, Description: OPR

L-MeFOSAA

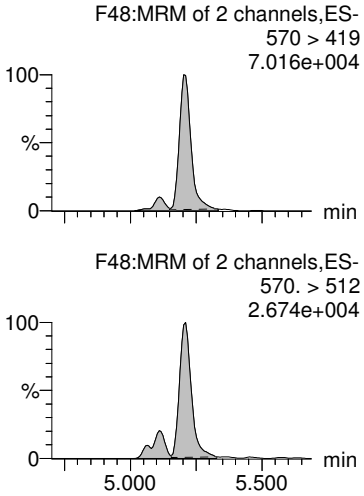

Total N-MeFOSAA

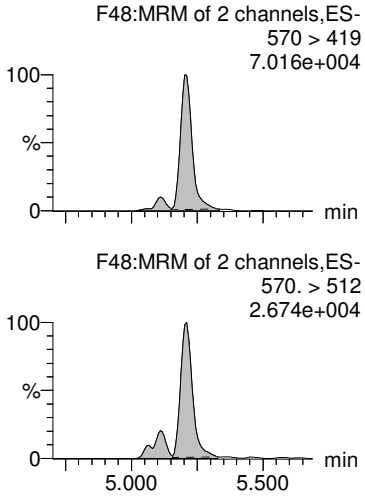

L-EtFOSAA

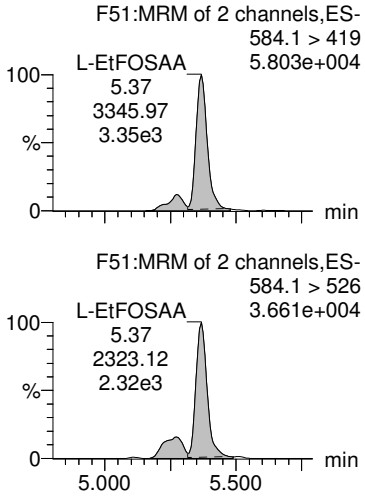

Total N-EtFOSAA

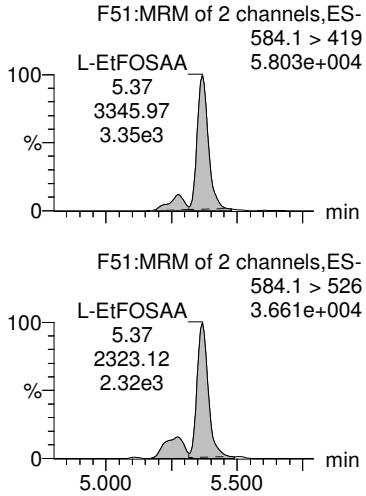

PFUdA

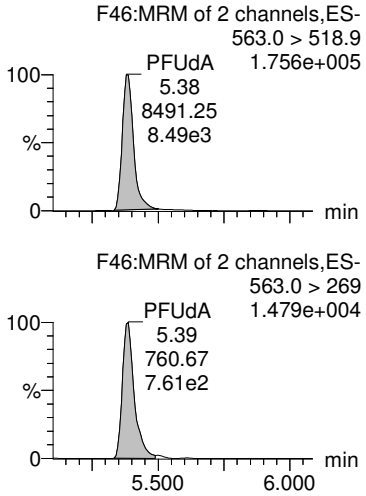

d3-N-MeFOSAA

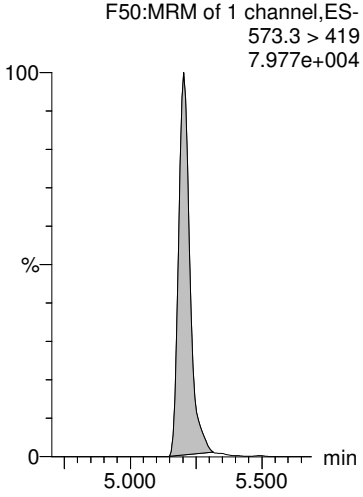

d3-N-MeFOSAA

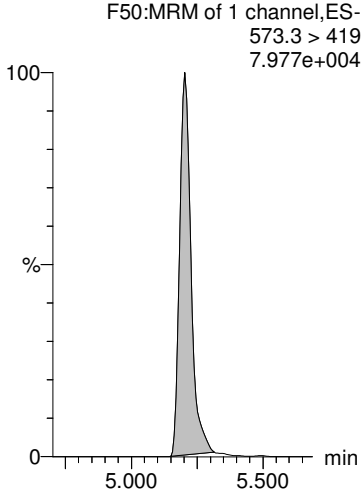

d5-N-EtFOSAA

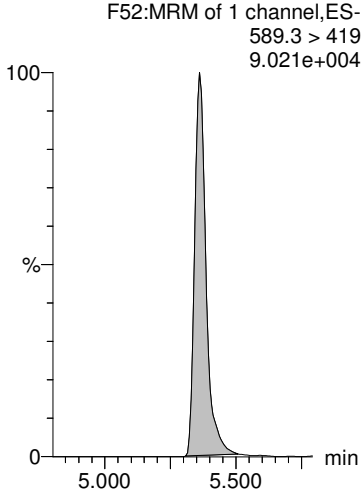

d5-N-EtFOSAA

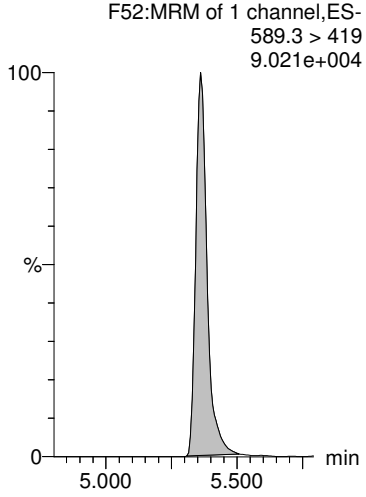

13C2-PFUdA

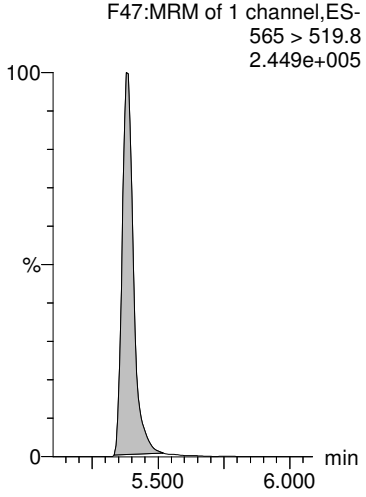

HC 10/1/2018

Dataset: Z:\Projects\PFAS.PRO\Results\180928M1\180928M1-63.qld

Last Altered: Monday, October 01, 2018 11:46:08 Pacific Daylight Time
Printed: Monday, October 01, 2018 11:48:09 Pacific Daylight Time

Name: 180928M1_63, Date: 28-Sep-2018, Time: 22:23:06, ID: B8I0100-BS1 OPR 0.25, Description: OPR

PFDS

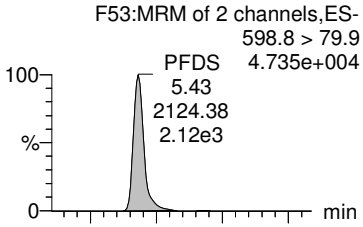

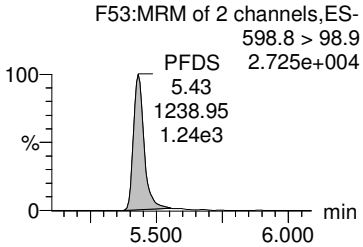

PFDoA

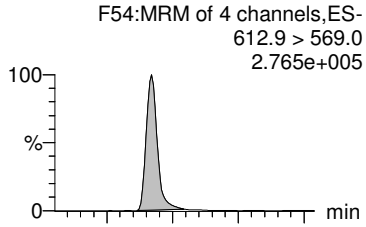

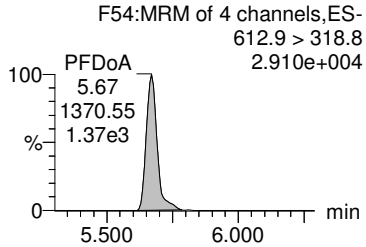

PFTrDA

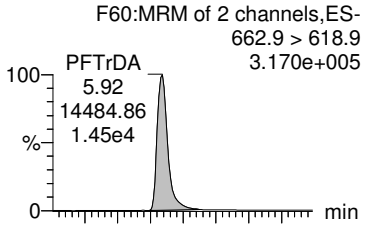

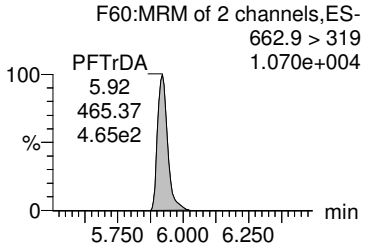

PFTeDA

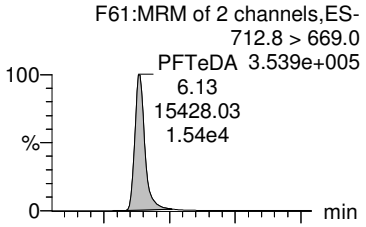

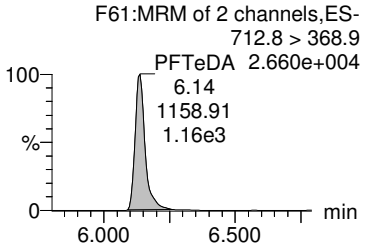

TCDA

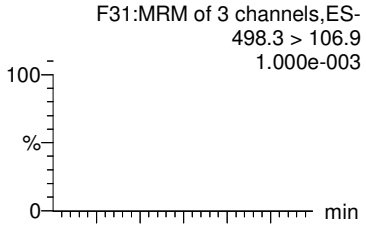

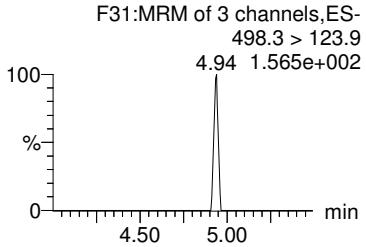

13C8-PFOS

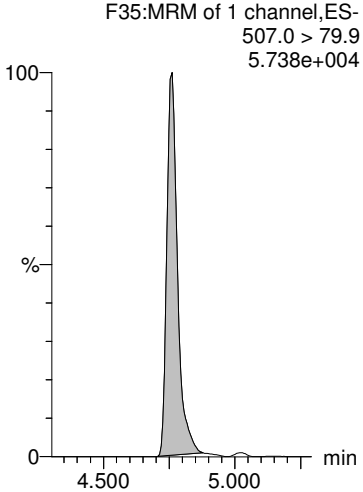

13C2-PFDoA

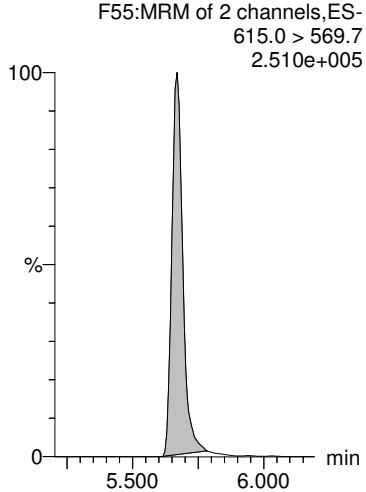

13C2-PFDoA

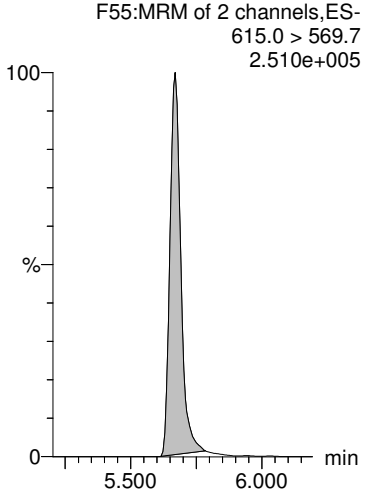

13C2-PFTeDA

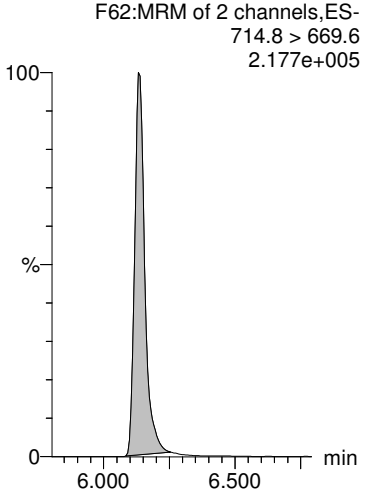

13C8-PFOS

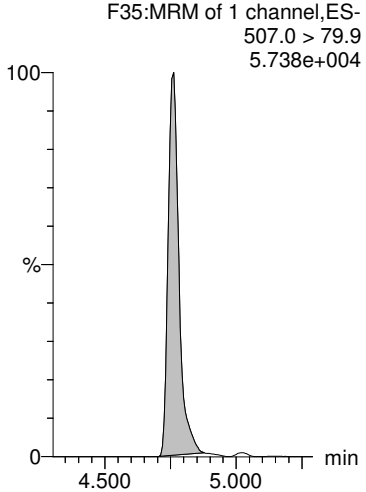

HC 10/1/2018

Dataset: Z:\Projects\PFAS.PRO\Results\180928M1\180928M1-63.qld

Last Altered: Monday, October 01, 2018 11:46:08 Pacific Daylight Time
Printed: Monday, October 01, 2018 11:48:09 Pacific Daylight Time

Name: 180928M1_63, Date: 28-Sep-2018, Time: 22:23:06, ID: B8I0100-BS1 OPR 0.25, Description: OPR

13C5-PFHxA

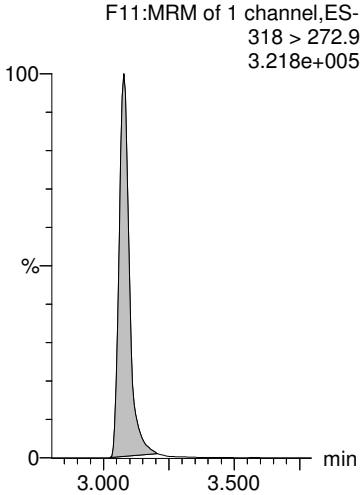

13C4-PFBA

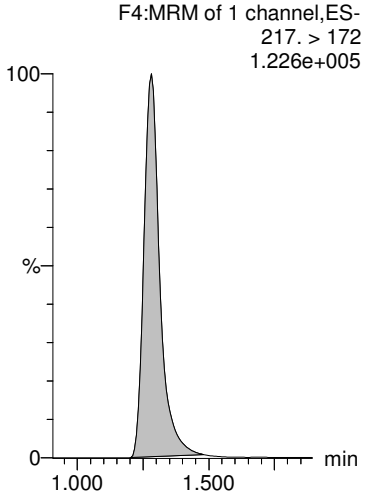

13C3-PFHxS

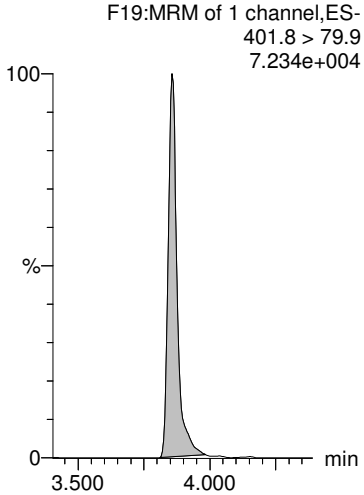

13C8-PFOA

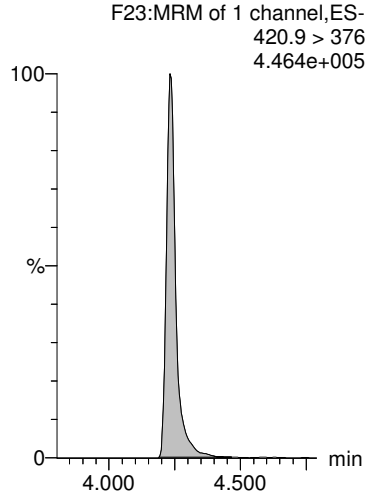

13C9-PFNA

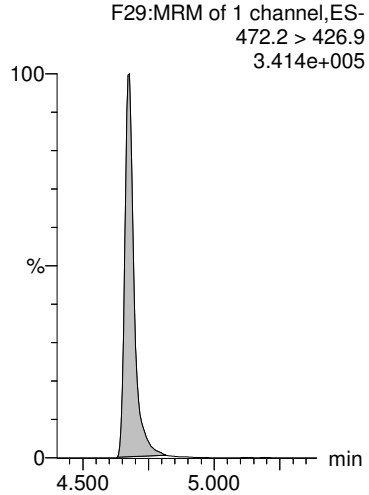

13C4-PFOS

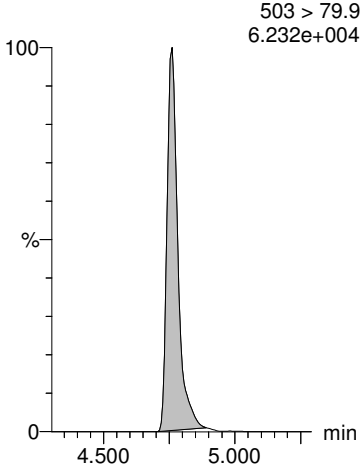

13C6-PFDA

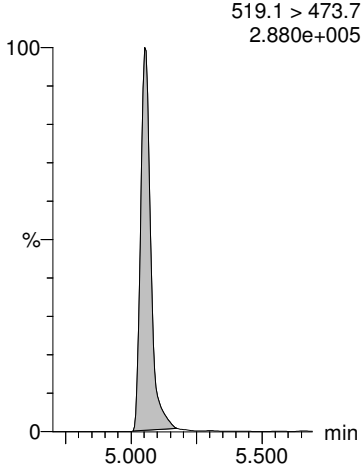

13C7-PFUdA

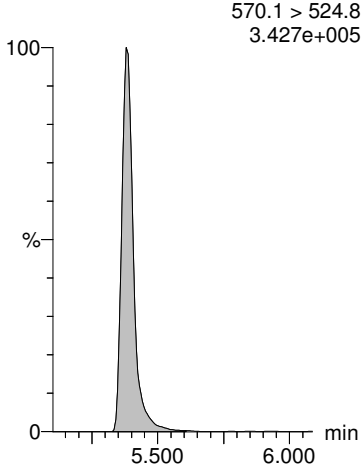

HC 10/1/2018

Dataset: Z:\Projects\PFAS.PRO\Results\180928M1\180928M1-64.qld Rev: ANP 10/2/2018

Last Altered: Monday, October 01, 2018 11:55:52 Pacific Daylight Time
Printed: Monday, October 01, 2018 11:56:06 Pacific Daylight Time

Name: 180928M1_64, Date: 28-Sep-2018, Time: 22:33:44, ID: 1802982-01@10X FM1809061700GC 0.03132, Description: FM1809061700GC

	#	Name	Trace	Area	IS Area	Wt/Vol	RRF	RT	Response	Conc.	%Rec	Ion Ratio	Ratio Out?
1	1	PFBA	213.0 > 168.8		7.60e2	0.0313							
2	2	PFPeA	263.1 > 218.9		7.84e2	0.0313							
3	3	PFBS	299.0 > 79.7		1.25e2	0.0313							
4	4	4:2 FTS	327.2>307.2		3.21e2	0.0313							
5	5	PFHxA	313 > 269		5.75e2	0.0313							
6	36	13C3-PFBA	216.1 > 171.8	7.60e2	1.06e3	0.0313	0.718	1.28	8.97	365.7300	91.6		
7	37	13C3-PFPeA	266. > 221.8	7.84e2	1.64e3	0.0313	0.478	2.28	5.98	305.0843	76.4		
8	38	13C3-PFBS	302. > 98.8	1.25e2	2.90e2	0.0313	0.431	2.57	5.39	322.4973	80.8		
9	39	13C2-4:2 FTS	329.2>308.9	3.21e2	2.90e2	0.0313	1.11	2.99	13.9	415.9112	104.2		
10	40	13C2-PFHxA	315 > 270	5.75e2	1.64e3	0.0313	0.876	3.08	4.38	138.0126	86.5		
11	-1												
12	7	PFHpA	363.0 > 318.9		8.05e2	0.0313							
13	6	PFPeS	349.1>80.1		1.25e2	0.0313							
14	8	L-PFHxS	398.9 > 79.6	8.85e1	7.54e1	0.0313	0.000	3.86	14.7	243.6959		1.81	NO
15	9	Br-PFHxS	398.9 > 79.6	7.20e0	7.54e1	0.0313	0.000	3.73	1.19	20.4193		8.36	NO
16	68	Total PFHxS	398.9 > 79.6	9.57e1	7.54e1	0.0313			15.9	264.1152			
17	41	13C4-PFHpA	367.2 > 321.8	8.05e2	1.64e3	0.0313	0.491	3.71	6.14	340.8330	85.4		
18	38	13C3-PFBS	302. > 98.8	1.25e2	2.90e2	0.0313	0.431	2.57	5.39	322.4973	80.8		
19	42	18O2-PFHxS	403.0 > 102.6	7.54e1	2.90e2	0.0313	0.260	3.86	3.25	230.4127	57.7		
20	42	18O2-PFHxS	403.0 > 102.6	7.54e1	2.90e2	0.0313	0.260	3.86	3.25	230.4127	57.7		
21	42	18O2-PFHxS	403.0 > 102.6	7.54e1	2.90e2	0.0313	0.260	3.86	3.25	230.4127	57.7		
22	-1												
23	10	6:2 FTS	427.1 > 407		3.03e2	0.0313							
24	13	PFHpS	449 > 80.0		1.79e2	0.0313						0.000	YES
25	11	L-PFOA	412.8 > 368.9	4.21e2	1.08e3	0.0313	0.000	4.24	4.86	111.5591		3.86	NO
26	12	Br-PFOA	412.8 > 368.9		1.08e3	0.0313							
27	69	Total PFOA	412.8 > 368.9	4.21e2	1.08e3	0.0313			4.86	111.5591			
28	43	13C2-6:2 FTS	429.1 > 408.9	3.03e2	2.47e2	0.0313	1.23	4.18	15.4	462.3135	115.8		
29	44	13C2-PFOA	414.9 > 369.7	1.08e3	1.80e3	0.0313	0.601	4.24	7.52	315.6590	79.1		
30	44	13C2-PFOA	414.9 > 369.7	1.08e3	1.80e3	0.0313	0.601	4.24	7.52	315.6590	79.1		
31	44	13C2-PFOA	414.9 > 369.7	1.08e3	1.80e3	0.0313	0.601	4.24	7.52	315.6590	79.1		
32	44	13C2-PFOA	414.9 > 369.7	1.08e3	1.80e3	0.0313	0.601	4.24	7.52	315.6590	79.1		
33	-1												
34	14	PFNA	463.0 > 418.8	2.59e2	9.08e2	0.0313	0.000	4.68	3.57	100.7047		7.29	YES
35	15	PFOSA	497.9 > 77.9		3.30e2	0.0313							
36	16	L-PFOS	498.9 > 79.9	3.01e3	1.79e2	0.0313	0.000	4.76	210	6833.2683		1.47	NO
37	17	Br-PFOS	498.9 > 79.9	2.04e3	1.79e2	0.0313	0.000	4.61	142	4645.7309		3.91	NO

HC 10/1/2018

Dataset: Z:\Projects\PFAS.PRO\Results\180928M1\180928M1-64.qld

Rev: ANP 10/2/2018

Last Altered: Monday, October 01, 2018 11:55:52 Pacific Daylight Time
Printed: Monday, October 01, 2018 11:56:06 Pacific Daylight Time

Name: 180928M1_64, Date: 28-Sep-2018, Time: 22:33:44, ID: 1802982-01@10X FM1809061700GC 0.03132, Description: FM1809061700GC

	#	Name	Trace	Area	IS Area	Wt/Vol	RRF	RT	Response	Conc.	%Rec	Ion Ratio	Ratio Out?
38	70	Total PFOS	498.9 > 79.9	5.04e3	1.79e2	0.0313			352	11478.9992			
39	45	13C5-PFNA	468.2 > 422.9	9.08e2	1.34e3	0.0313	0.678	4.68	8.47	283.3168	71.0		
40	46	13C8-PFOSA	506.1 > 77.7	3.30e2	1.64e3	0.0313	0.201	4.73	2.52	287.8915	72.1		
41	47	13C8-PFOS	507.0 > 79.9	1.79e2	2.47e2	0.0313	0.726	4.76	9.07	283.7316	71.1		
42	47	13C8-PFOS	507.0 > 79.9	1.79e2	2.47e2	0.0313	0.726	4.76	9.07	283.7316	71.1		
43	47	13C8-PFOS	507.0 > 79.9	1.79e2	2.47e2	0.0313	0.726	4.76	9.07	283.7316	71.1		
44	-1												
45	18	PFDA	513 > 468.8	6.00e2	9.09e2	0.0313	0.000	5.06	8.25	207.0423		6.70	NO
46	19	8:2 FTS	527 > 506.9		1.20e2	0.0313							
47	20	PFNS	549.1 > 80.1		1.79e2	0.0313							
48	26	PFDS	598.8 > 79.9		1.79e2	0.0313							
49	25	PFUdA	563.0 > 518.9	6.43e2	1.04e3	0.0313	0.000	5.39	7.75	240.1569		17.6	YES
50	48	13C2-PFDA	515.1 > 469.9	9.09e2	1.20e3	0.0313	0.755	5.06	9.44	294.1347	73.7		
51	49	13C2-8:2 FTS	529.1 > 508.7	1.20e2	2.47e2	0.0313	0.488	5.02	6.10	258.3932	64.7		
52	47	13C8-PFOS	507.0 > 79.9	1.79e2	2.47e2	0.0313	0.726	4.76	9.07	283.7316	71.1		
53	47	13C8-PFOS	507.0 > 79.9	1.79e2	2.47e2	0.0313	0.726	4.76	9.07	283.7316	71.1		
54	51	13C2-PFUdA	565 > 519.8	1.04e3	1.64e3	0.0313	0.632	5.39	7.90	242.8578	60.9		
55	-1												
56	21	L-MeFOSAA	570 > 419	6.46e0	3.07e2	0.0313	0.000	5.20	0.263	7.5325		4.29	YES
57	22	Br-MeFOSAA	570. > 419		3.07e2	0.0313							
58	71	Total N-MeFOSAA	570. > 419	6.46e0	3.07e2	0.0313			0.263	7.5325			
59	29	PFTrDA	662.9 > 618.9		8.47e2	0.0313							
60	30	PFTeDA	712.8 > 669.0		3.00e2	0.0313							
61	50	d3-N-MeFOSAA	573.3 > 419	3.07e2	1.64e3	0.0313	0.187	5.20	2.34	207.0537	51.9		
62	50	d3-N-MeFOSAA	573.3 > 419	3.07e2	1.64e3	0.0313	0.187	5.20	2.34	207.0537	51.9		
63	50	d3-N-MeFOSAA	573.3 > 419	3.07e2	1.64e3	0.0313	0.187	5.20	2.34	207.0537	51.9		
64	53	13C2-PFDoA	615.0 > 569.7	8.47e2	1.20e3	0.0313	0.704	5.67	8.80	216.7879	54.3		
65	55	13C2-PFTeDA	714.8 > 669.6	3.00e2	1.64e3	0.0313	0.183	6.14	2.28	83.0237	20.8		
66	-1												
67	23	L-EtFOSAA	584.1 > 419	4.02e1	4.31e2	0.0313	0.000	5.38	1.17	36.6671		0.921	YES
68	24	Br-ETFOSAA	584.1 > 419	2.28e0	4.31e2	0.0313	0.000	5.25	0.0660	4.5970		2.14	YES
69	72	Total N-EtFOSAA	584.1 > 419	4.25e1	4.31e2	0.0313			1.23	41.2641			
70	27	PFDoA	612.9 > 569.0	1.60e2	8.47e2	0.0313	0.000	5.67	2.36	56.5585		29.6	YES
71	73	TCDA	498.3>106.9			0.0313							
72	52	d5-N-EtFOSAA	589.3 > 419	4.31e2	1.64e3	0.0313	0.263	5.36	3.28	282.0282	70.7		
73	52	d5-N-EtFOSAA	589.3 > 419	4.31e2	1.64e3	0.0313	0.263	5.36	3.28	282.0282	70.7		
74	52	d5-N-EtFOSAA	589.3 > 419	4.31e2	1.64e3	0.0313	0.263	5.36	3.28	282.0282	70.7		

HC 10/1/2018

Dataset: Z:\Projects\PFAS.PRO\Results\180928M1\180928M1-64.qld

Rev: ANP 10/2/2018

Last Altered: Monday, October 01, 2018 11:55:52 Pacific Daylight Time
Printed: Monday, October 01, 2018 11:56:06 Pacific Daylight Time

Name: 180928M1_64, Date: 28-Sep-2018, Time: 22:33:44, ID: 1802982-01@10X FM1809061700GC 0.03132, Description: FM1809061700GC

	#	Name	Trace	Area	IS Area	Wt/Vol	RRF	RT	Response	Conc.	%Rec	Ion Ratio	Ratio Out?
75	53	13C2-PFDoA	615.0 > 569.7	8.47e2	1.20e3	0.0313	0.704	5.67	8.80	216.7879	54.3		
76	47	13C8-PFOS	507.0 > 79.9	1.79e2	2.47e2	0.0313	0.726	4.76	9.07	283.7316	71.1		
77	-1												
78	60	13C4-PFBA	217. > 172	1.06e3	1.06e3	0.0313	1.00	1.28	12.5	399.1060	100.0		
79	61	13C5-PFHxA	318 > 272.9	1.64e3	1.64e3	0.0313	1.00	3.08	12.5	399.1060	100.0		
80	62	13C3-PFHxS	401.8 > 79.9	2.90e2	2.90e2	0.0313	1.00	3.86	12.5	399.1060	100.0		
81	63	13C8-PFOA	420.9 > 376	1.80e3	1.80e3	0.0313	1.00	4.24	12.5	399.1060	100.0		
82	64	13C9-PFNA	472.2 > 426.9	1.34e3	1.34e3	0.0313	1.00	4.68	12.5	399.1060	100.0		
83	65	13C4-PFOS	503 > 79.9	2.47e2	2.47e2	0.0313	1.00	4.76	12.5	399.1060	100.0		
84	66	13C6-PFDA	519.1 > 473.7	1.20e3	1.20e3	0.0313	1.00	5.06	12.5	399.1060	100.0		
85	67	13C7-PFUdA	570.1 > 524.8	1.64e3	1.64e3	0.0313	1.00	5.38	12.5	399.1060	100.0		

HC 10/1/2018

Dataset: Z:\Projects\PFAS.PRO\Results\180928M1\180928M1-64.qld Rev: ANP 10/2/2018

Last Altered: Monday, October 01, 2018 11:55:52 Pacific Daylight Time
Printed: Monday, October 01, 2018 11:56:06 Pacific Daylight Time

Method: Z:\Projects\PFAS.pro\MethDB\PFAS_FULL_80C_092818.mdb 29 Sep 2018 16:55:53
Calibration: Z:\Projects\PFAS.pro\CurveDB\C18_VAL-PFAS_Q4_09-27-18.cdb 28 Sep 2018 09:49:55

Name: 180928M1_64, Date: 28-Sep-2018, Time: 22:33:44, ID: 1802982-01@10X FM1809061700GC 0.03132, Description: FM1809061700GC

PFBA

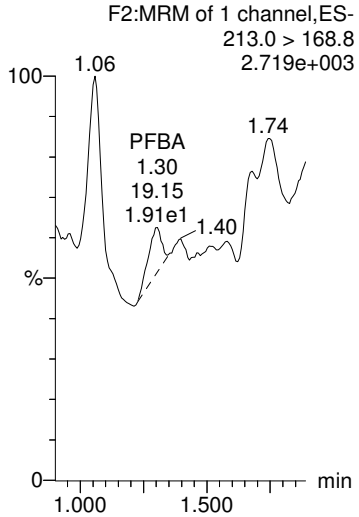

PFPeA

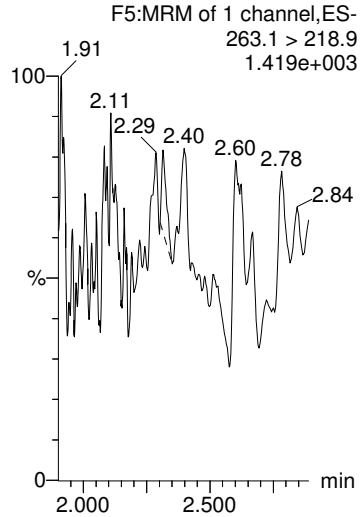

PFBS

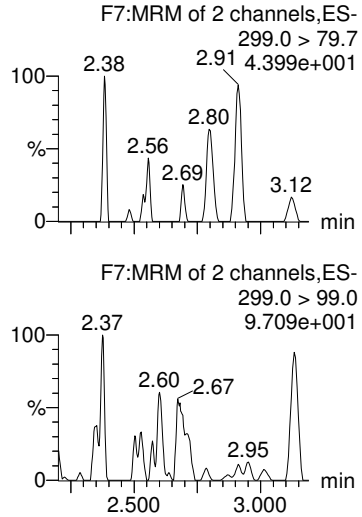

4:2 FTS

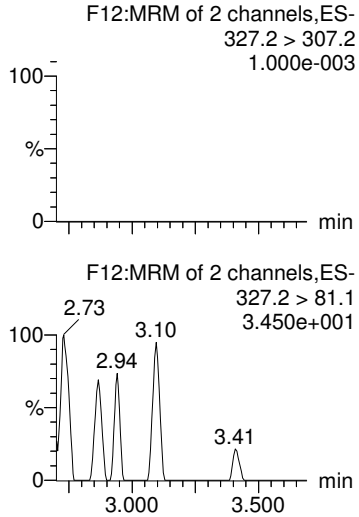

PFHxA

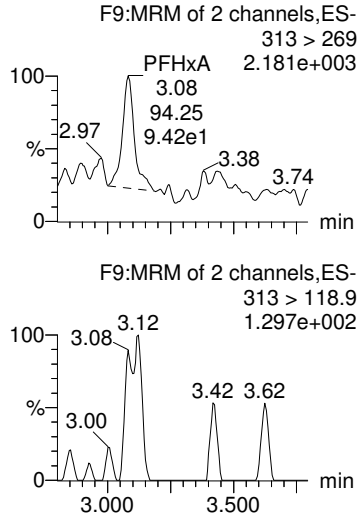

13C3-PFBA

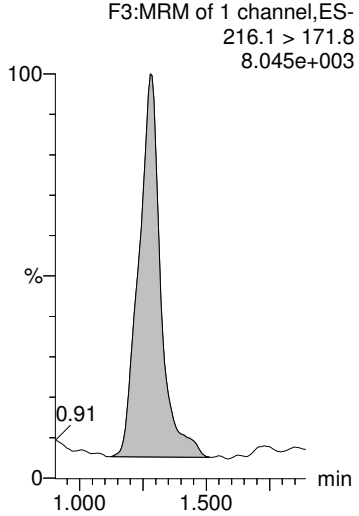

13C3-PFPeA

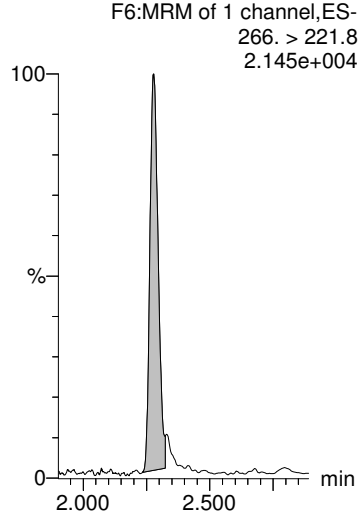

13C3-PFBS

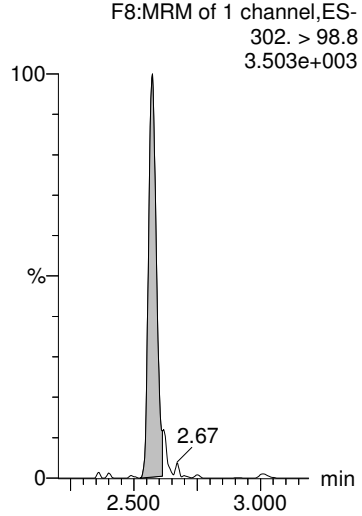

13C2-4:2 FTS

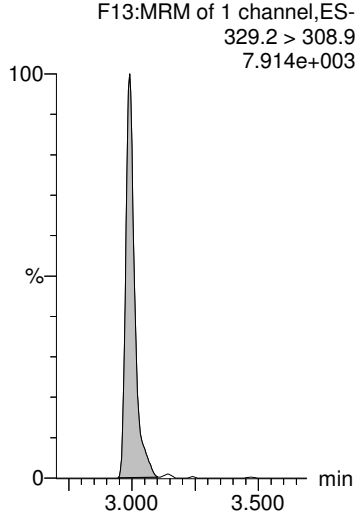

13C2-PFHxA

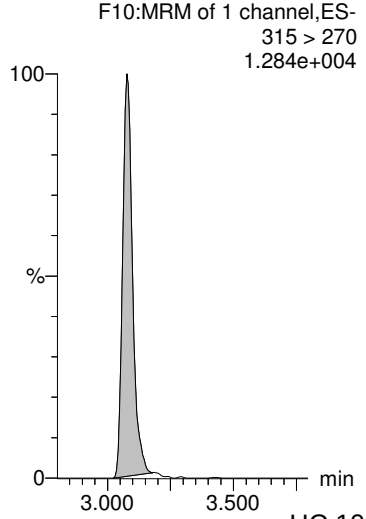

HC 10/1/2018

Dataset: Z:\Projects\PFAS.PRO\Results\180928M1\180928M1-64.qld

Rev: ANP 10/2/2018

Last Altered: Monday, October 01, 2018 11:55:52 Pacific Daylight Time
Printed: Monday, October 01, 2018 11:56:06 Pacific Daylight Time

Name: 180928M1_64, Date: 28-Sep-2018, Time: 22:33:44, ID: 1802982-01@10X FM1809061700GC 0.03132, Description: FM1809061700GC

PFHpA

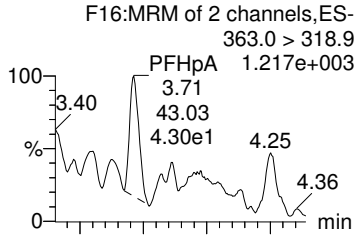

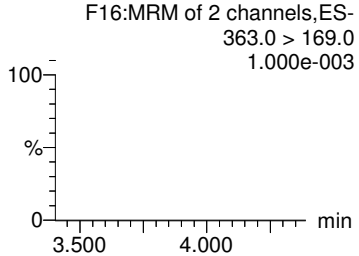

PFPeS

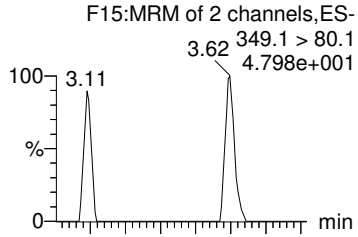

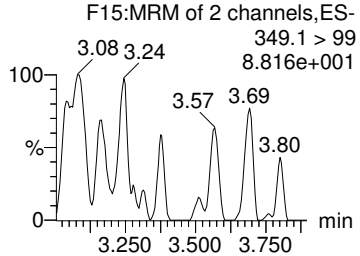

L-PFHxS

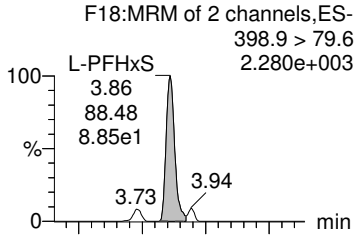

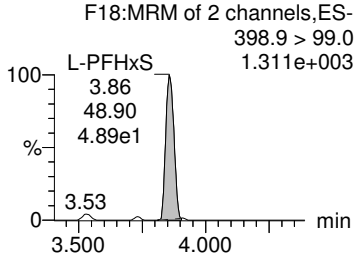

Br-PFHxS

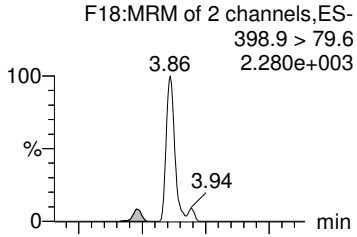

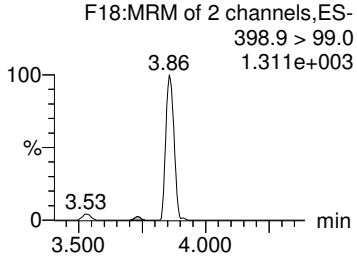

Total PFHxS

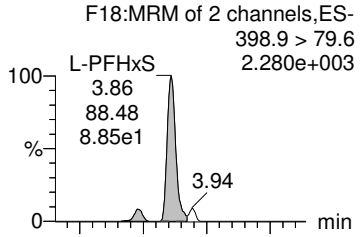

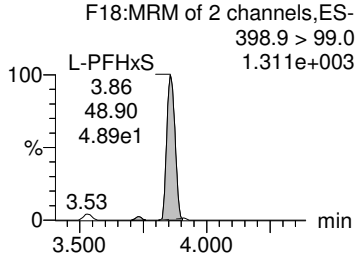

13C4-PFHpA

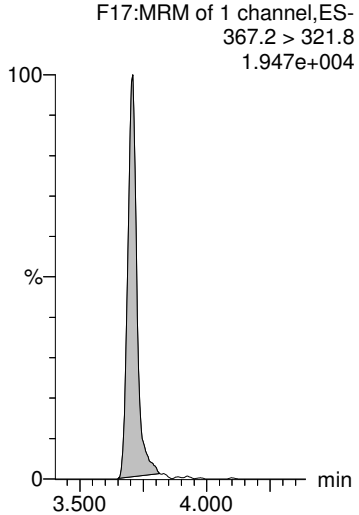

13C3-PFBS

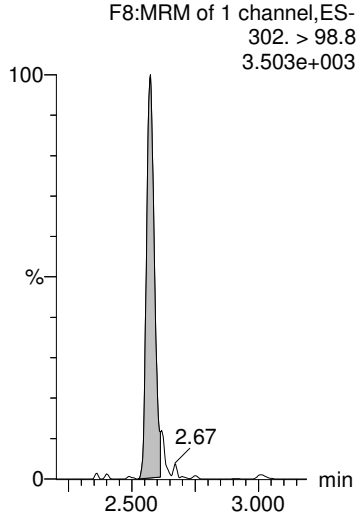

18O2-PFHxS

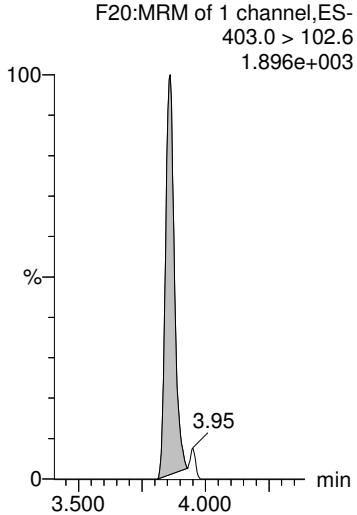

18O2-PFHxS

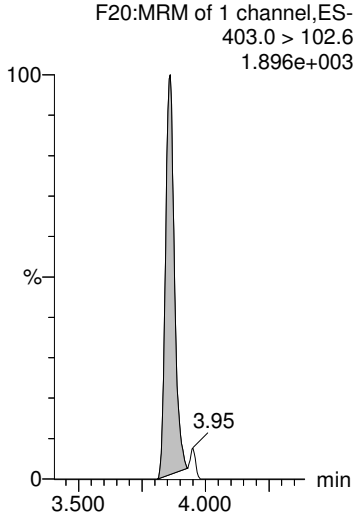

18O2-PFHxS

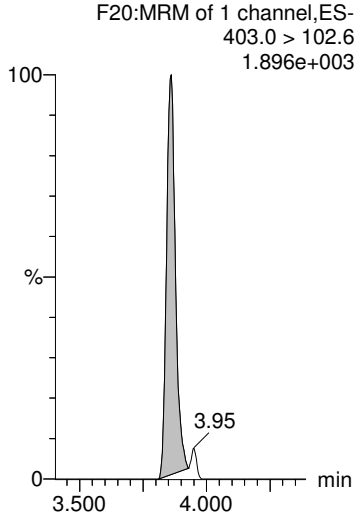

HC 10/1/2018

Dataset: Z:\Projects\PFAS.PRO\Results\180928M1\180928M1-64.qld Rev: ANP 10/2/2018

Last Altered: Monday, October 01, 2018 11:55:52 Pacific Daylight Time
Printed: Monday, October 01, 2018 11:56:06 Pacific Daylight Time

Name: 180928M1_64, Date: 28-Sep-2018, Time: 22:33:44, ID: 1802982-01@10X FM1809061700GC 0.03132, Description: FM1809061700GC

6:2 FTS

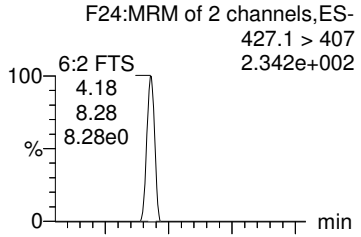

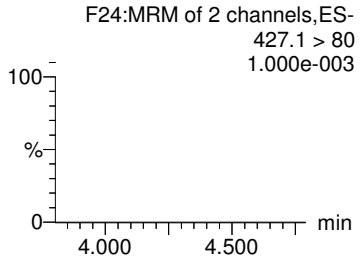

PFHpS

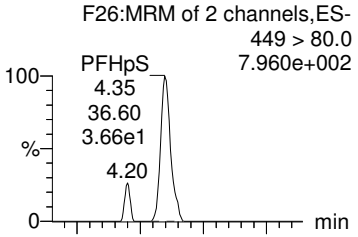

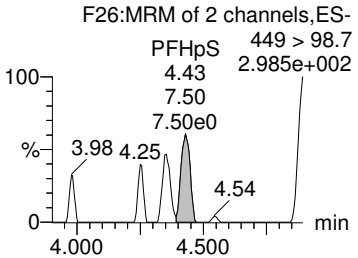

L-PFOA

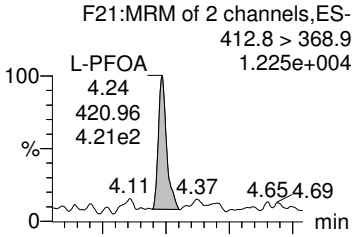

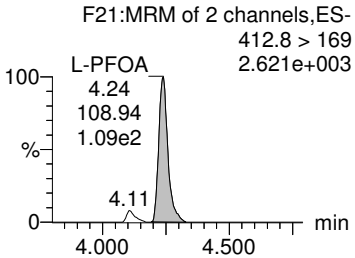

Br-PFOA

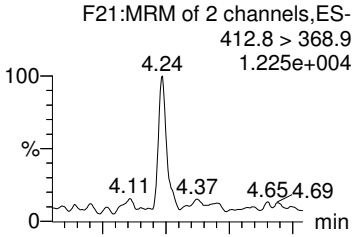

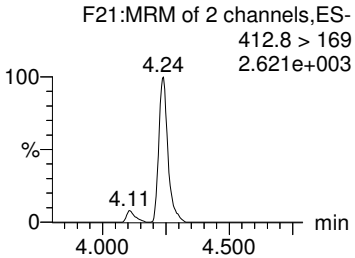

Total PFOA

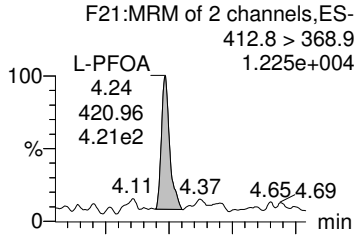

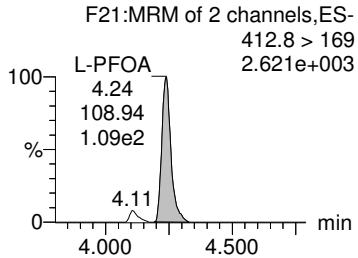

13C2-6:2 FTS

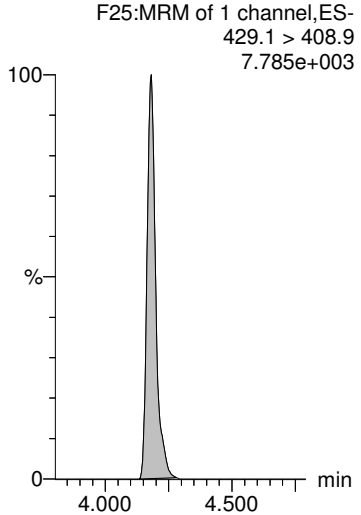

13C2-PFOA

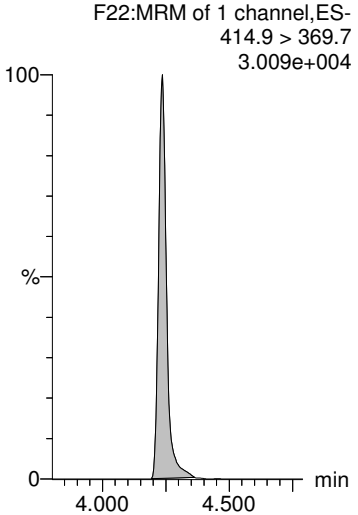

13C2-PFOA

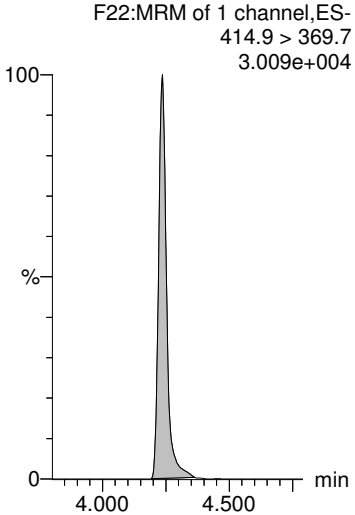

13C2-PFOA

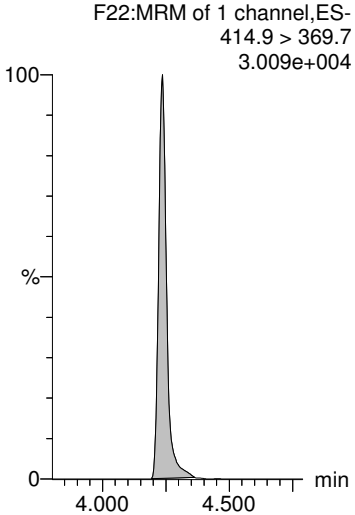

13C2-PFOA

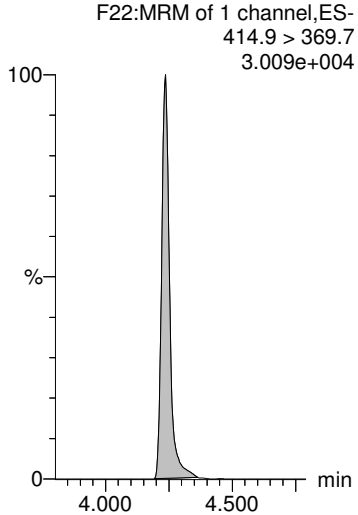

HC 10/1/2018

Dataset: Z:\Projects\PFAS.PRO\Results\180928M1\180928M1-64.qld Rev: ANP 10/2/2018

Last Altered: Monday, October 01, 2018 11:55:52 Pacific Daylight Time
Printed: Monday, October 01, 2018 11:56:06 Pacific Daylight Time

Name: 180928M1_64, Date: 28-Sep-2018, Time: 22:33:44, ID: 1802982-01@10X FM1809061700GC 0.03132, Description: FM1809061700GC

PFNA

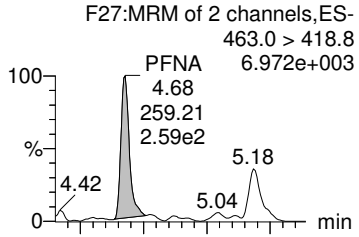

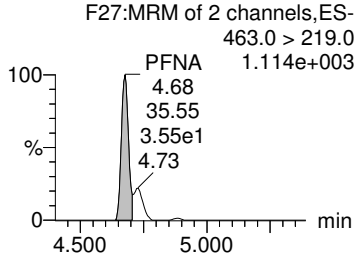

PFOSA

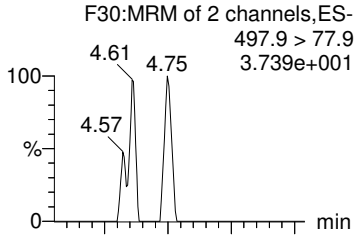

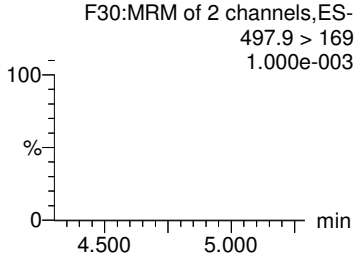

L-PFOS

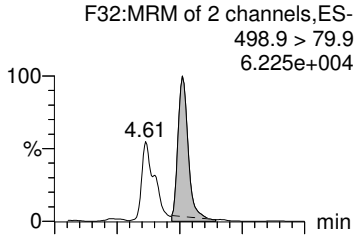

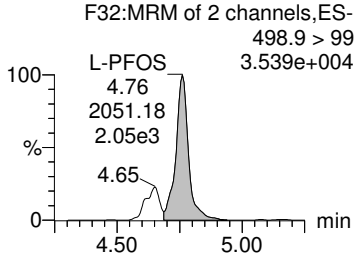

Br-PFOS

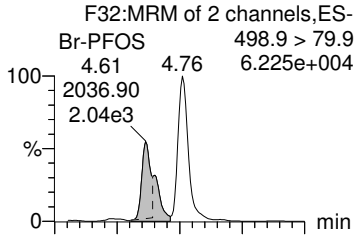

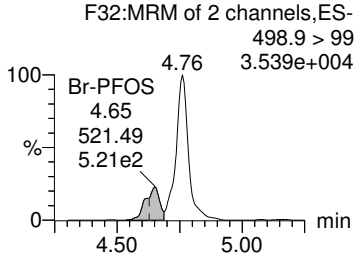

Total PFOS

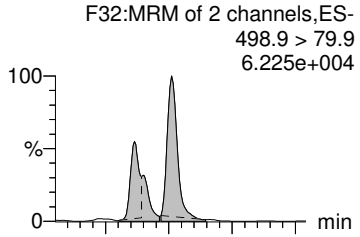

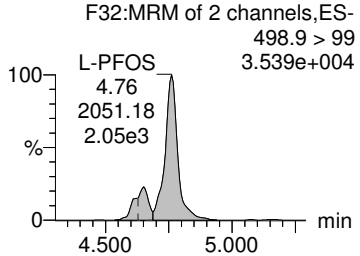

13C5-PFNA

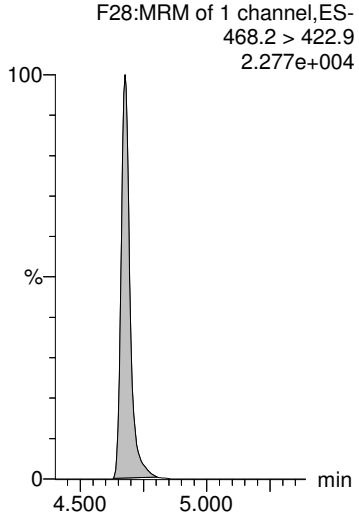

13C8-PFOSA

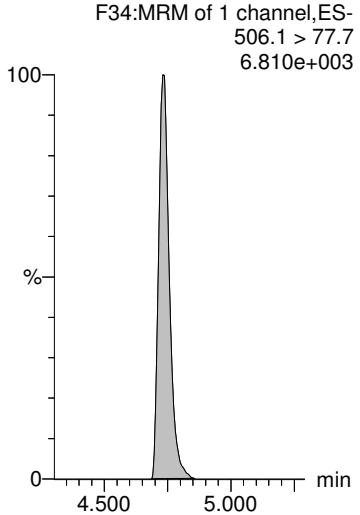

13C8-PFOS

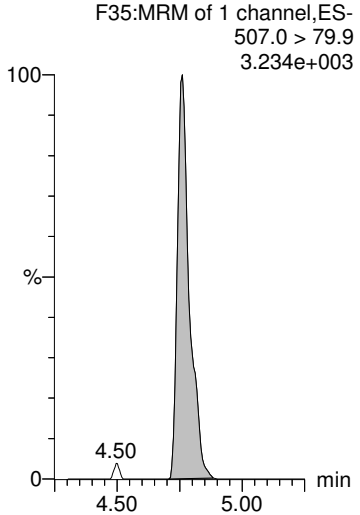

13C8-PFOS

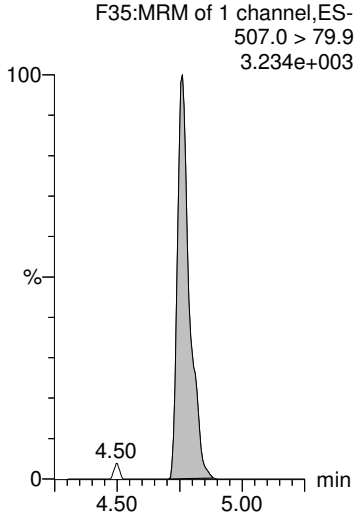

13C8-PFOS

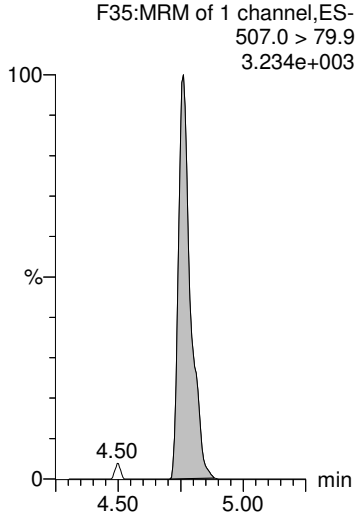

HC 10/1/2018

Dataset: Z:\Projects\PFAS.PRO\Results\180928M1\180928M1-64.qld

Rev: ANP 10/2/2018

Last Altered: Monday, October 01, 2018 11:55:52 Pacific Daylight Time
Printed: Monday, October 01, 2018 11:56:06 Pacific Daylight Time

Name: 180928M1_64, Date: 28-Sep-2018, Time: 22:33:44, ID: 1802982-01@10X FM1809061700GC 0.03132, Description: FM1809061700GC

PFDA

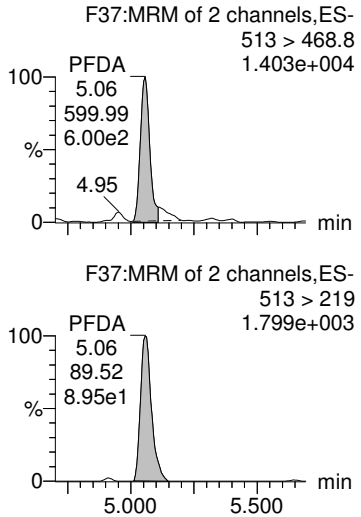

8:2 FTS

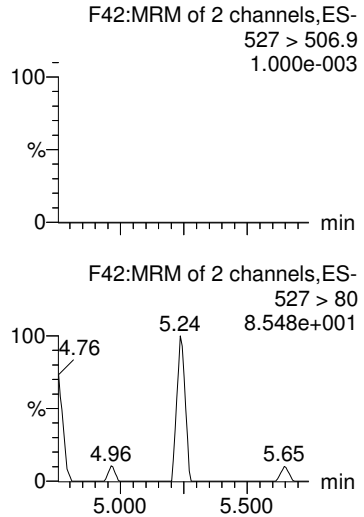

PFNS

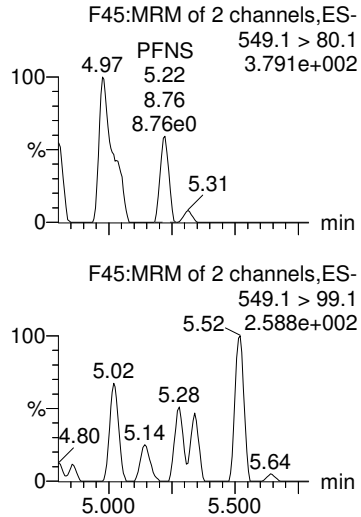

PFDS

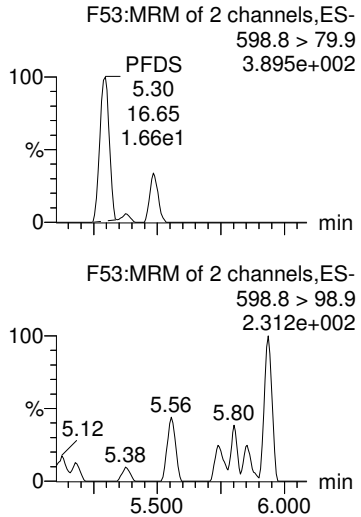

PFUdA

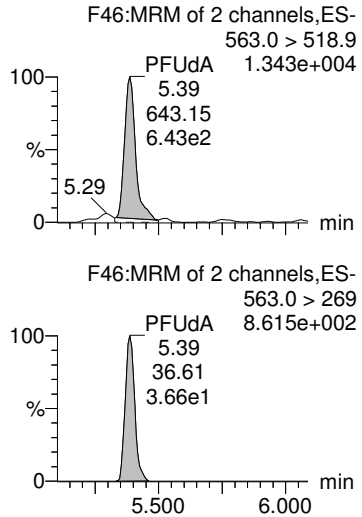

13C2-PFDA

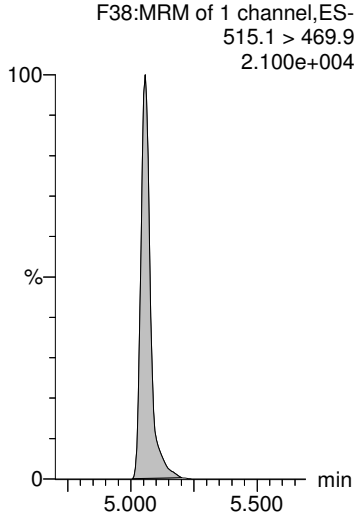

13C2-8:2 FTS

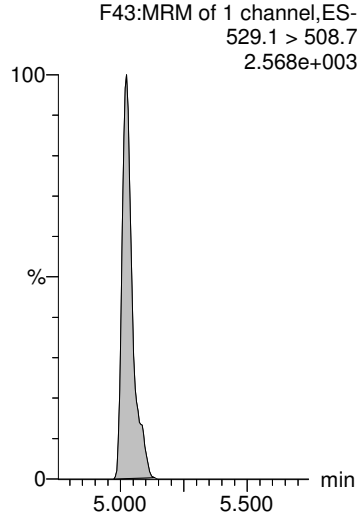

13C8-PFOS

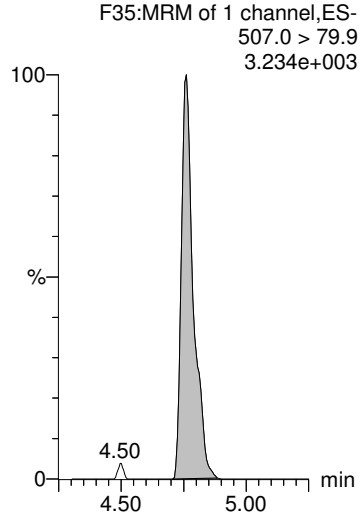

13C8-PFOS

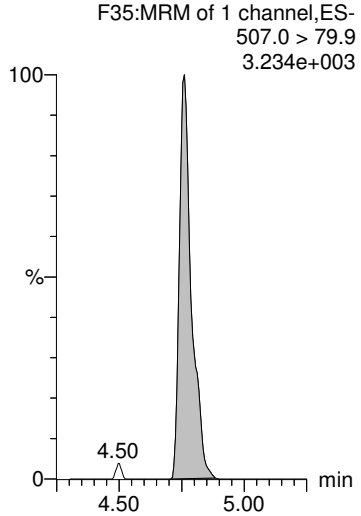

13C2-PFUdA

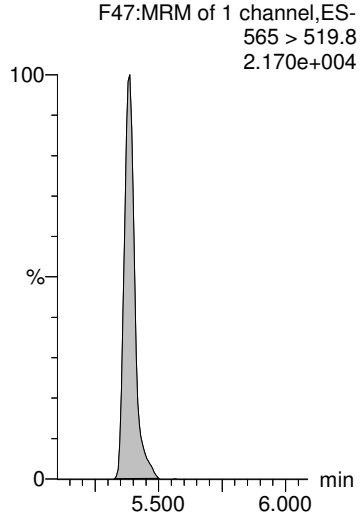

HC 10/1/2018

Dataset: Z:\Projects\PFAS.PRO\Results\180928M1\180928M1-64.qld Rev: ANP 10/2/2018

Last Altered: Monday, October 01, 2018 11:55:52 Pacific Daylight Time
Printed: Monday, October 01, 2018 11:56:06 Pacific Daylight Time

Name: 180928M1_64, Date: 28-Sep-2018, Time: 22:33:44, ID: 1802982-01@10X FM1809061700GC 0.03132, Description: FM1809061700GC

L-MeFOSAA

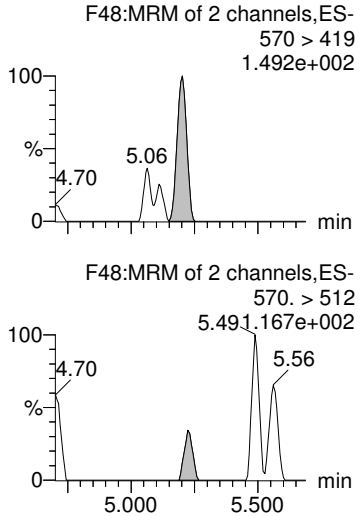

Br-MeFOSAA

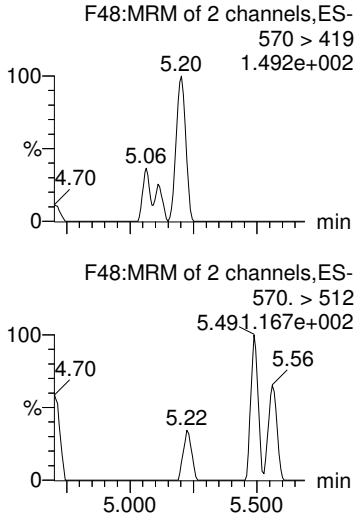

Total N-MeFOSAA

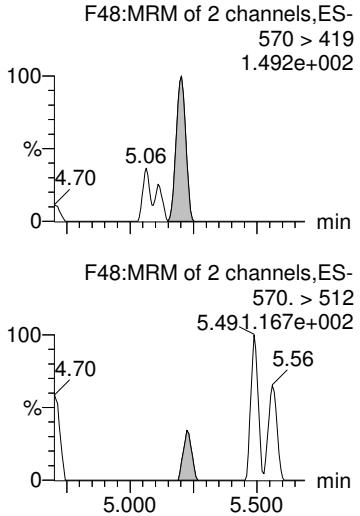

PFTrDA

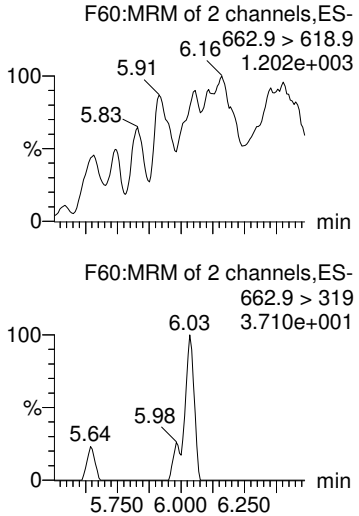

PFTeDA

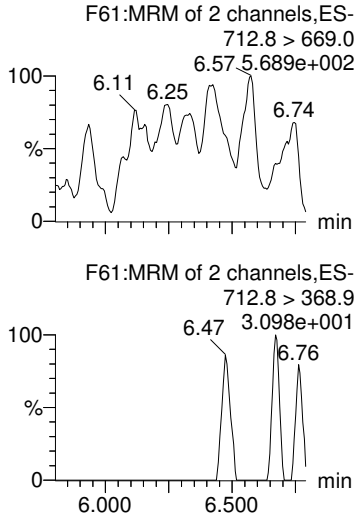

d3-N-MeFOSAA

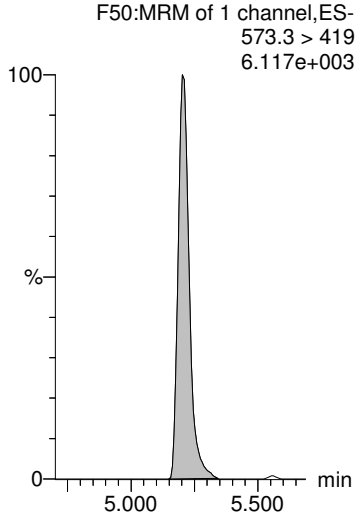

d3-N-MeFOSAA

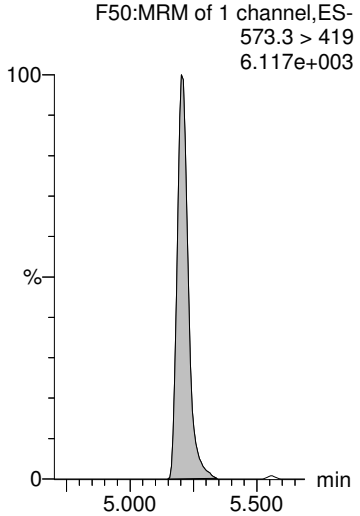

d3-N-MeFOSAA

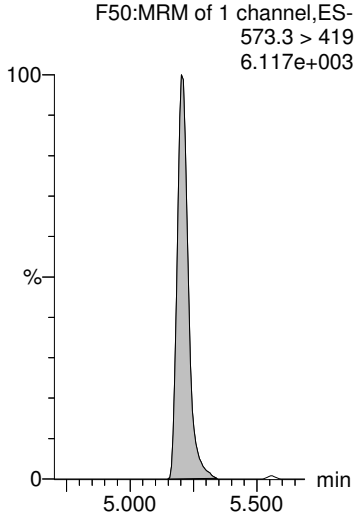

13C2-PFDoA

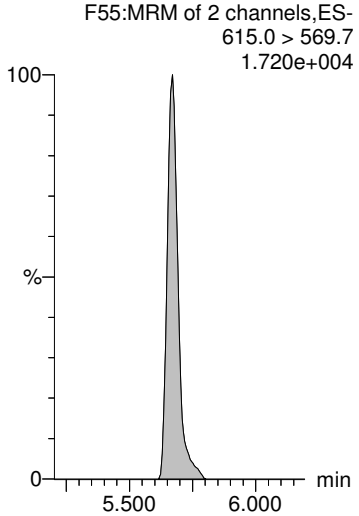

13C2-PFTeDA

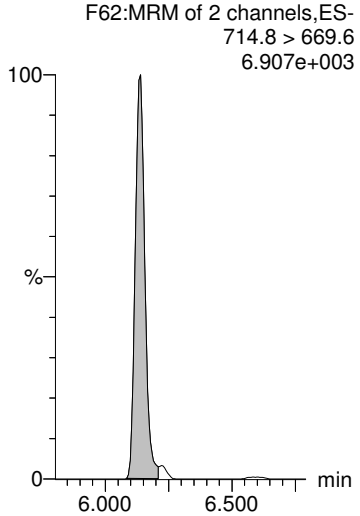

HC 10/1/2018

Dataset: Z:\Projects\PFAS.PRO\Results\180928M1\180928M1-64.qld Rev: ANP 10/2/2018

Last Altered: Monday, October 01, 2018 11:55:52 Pacific Daylight Time
Printed: Monday, October 01, 2018 11:56:06 Pacific Daylight Time

Name: 180928M1_64, Date: 28-Sep-2018, Time: 22:33:44, ID: 1802982-01@10X FM1809061700GC 0.03132, Description: FM1809061700GC

L-EtFOSAA

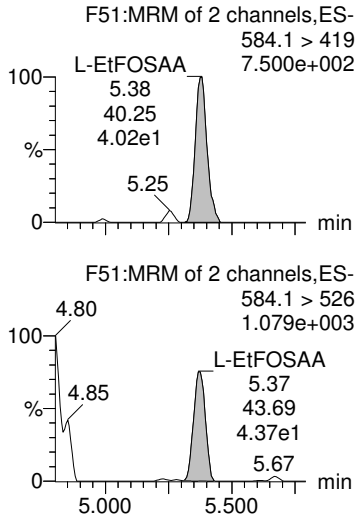

Br-ETFOSAA

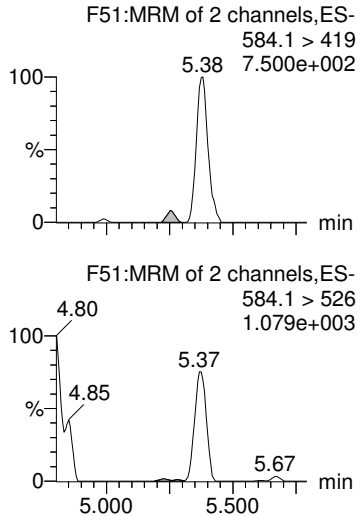

Total N-EtFOSAA

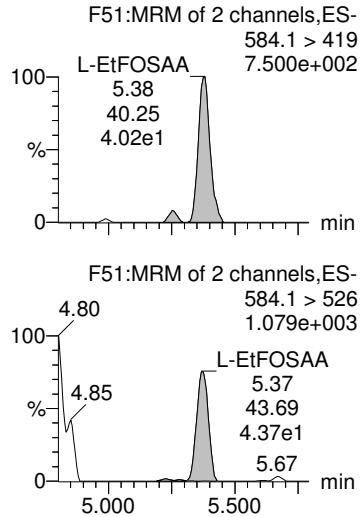

PFDoA

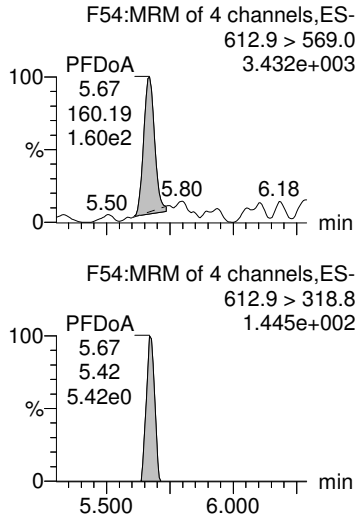

TCDA

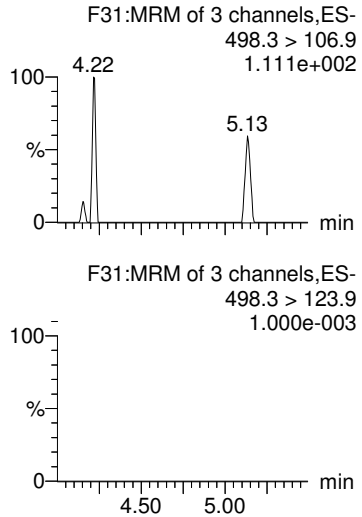

d5-N-EtFOSAA

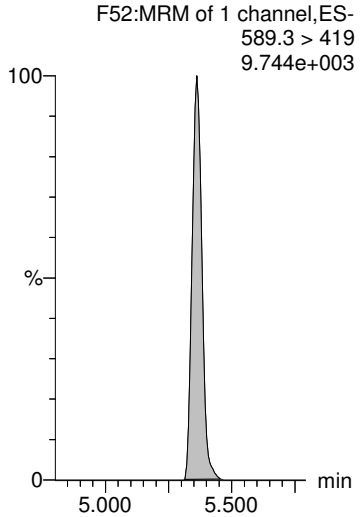

d5-N-EtFOSAA

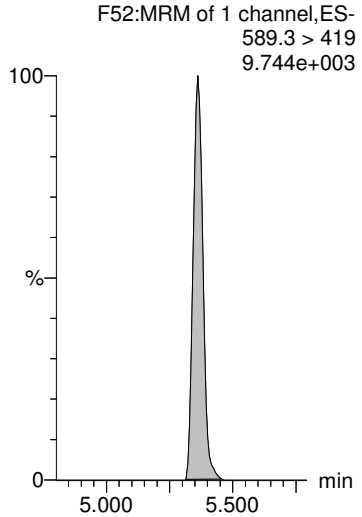

d5-N-EtFOSAA

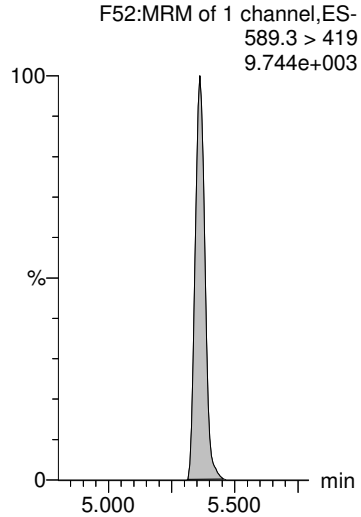

13C2-PFDoA

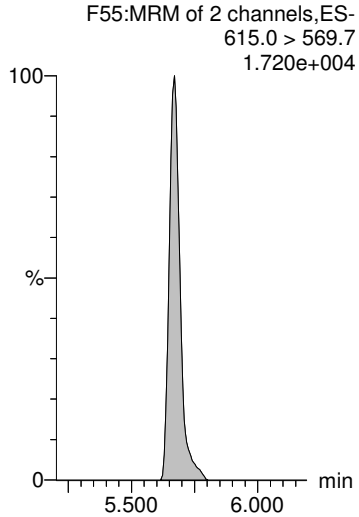

13C8-PFOS

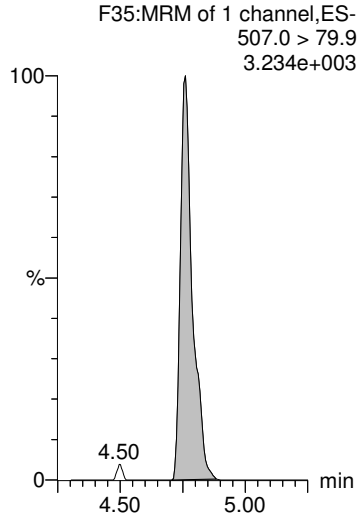

HC 10/1/2018

Dataset: Z:\Projects\PFAS.PRO\Results\180928M1\180928M1-64.qld

Rev: ANP 10/2/2018

Last Altered: Monday, October 01, 2018 11:55:52 Pacific Daylight Time
Printed: Monday, October 01, 2018 11:56:06 Pacific Daylight Time

Name: 180928M1_64, Date: 28-Sep-2018, Time: 22:33:44, ID: 1802982-01@10X FM1809061700GC 0.03132, Description: FM1809061700GC

13C4-PFBA

F4:MRM of 1 channel,ES-
217. > 172
1.076e+004

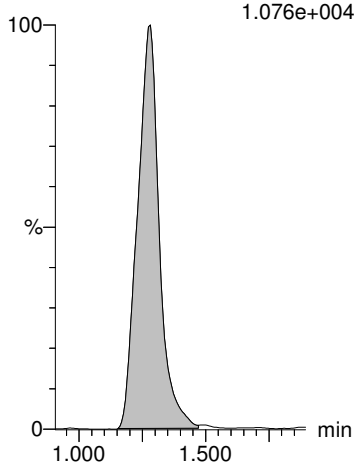

13C5-PFHxA

F11:MRM of 1 channel,ES-
318 > 272.9
3.566e+004

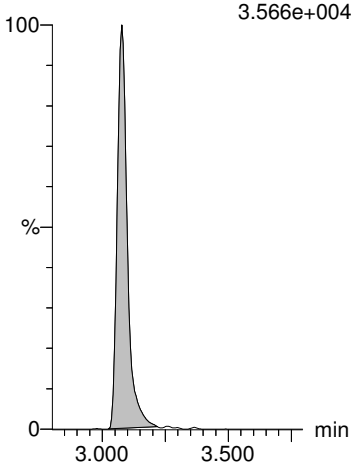

13C3-PFHxS

F19:MRM of 1 channel,ES-
401.8 > 79.9
7.334e+003

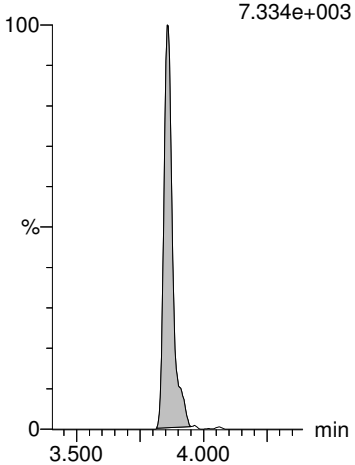

13C8-PFOA

F23:MRM of 1 channel,ES-
420.9 > 376
4.442e+004

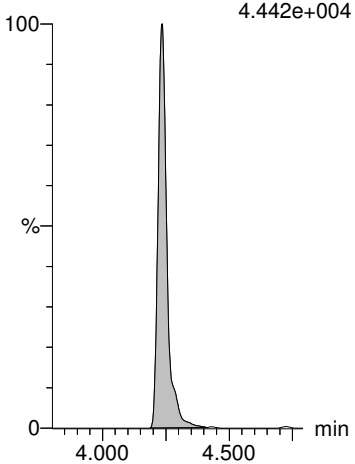

13C9-PFNA

F29:MRM of 1 channel,ES-
472.2 > 426.9
3.346e+004

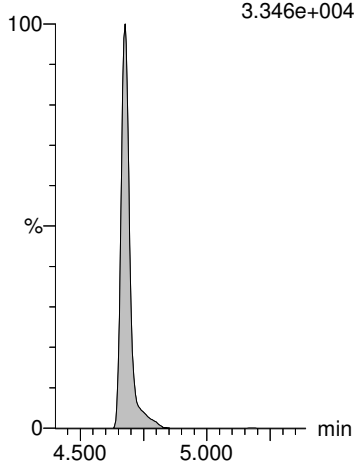

13C4-PFOS

F33:MRM of 1 channel,ES-
503 > 79.9
5.409e+003

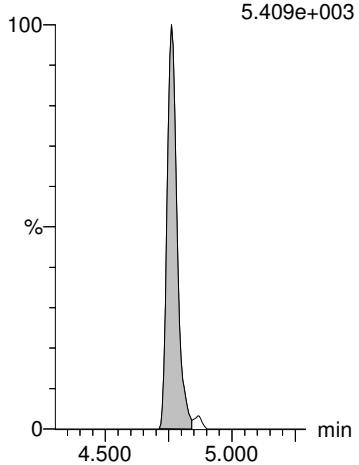

13C6-PFDA

F40:MRM of 1 channel,ES-
519.1 > 473.7
2.773e+004

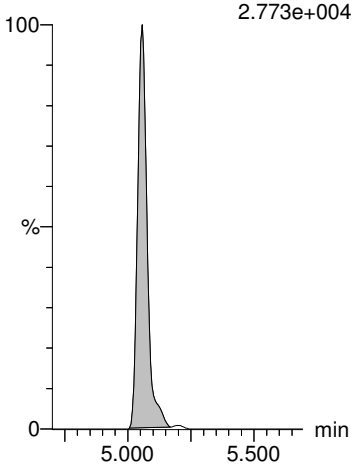

13C7-PFUdA

F49:MRM of 1 channel,ES-
570.1 > 524.8
3.341e+004

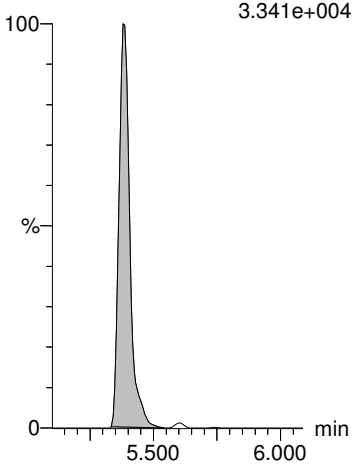

HC 10/1/2018

Dataset: Z:\Projects\PFAS.PRO\Results\180928M1\180928M1-68.qld Rev: ANP 10/2/2018

Last Altered: Monday, October 01, 2018 12:06:02 Pacific Daylight Time
Printed: Monday, October 01, 2018 12:06:55 Pacific Daylight Time

Name: 180928M1_68, Date: 28-Sep-2018, Time: 23:16:08, ID: 1802982-02 SW1809061705GC 0.2508, Description: SW1809061705GC

	#	Name	Trace	Area	IS Area	Wt/Vol	RRF	RT	Response	Conc.	%Rec	Ion Ratio	Ratio Out?
1	1	PFBA	213.0 > 168.8	4.69e2	6.72e3	0.251	0.000	1.28	0.872	3.4239			
2	2	PFPeA	263.1 > 218.9		7.96e3	0.251							
3	3	PFBS	299.0 > 79.7		1.27e3	0.251							
4	4	4:2 FTS	327.2>307.2		2.75e3	0.251							
5	5	PFHxA	313 > 269	4.24e2	5.25e3	0.251	0.000	3.08	0.403	1.5933		12.3	NO
6	36	13C3-PFBA	216.1 > 171.8	6.72e3	9.43e3	0.251	0.713	1.28	8.91	45.3820	91.1		
7	37	13C3-PFPeA	266. > 221.8	7.96e3	1.44e4	0.251	0.552	2.27	6.89	43.9254	88.1		
8	38	13C3-PFBS	302. > 98.8	1.27e3	2.80e3	0.251	0.453	2.57	5.67	42.3253	84.9		
9	39	13C2-4:2 FTS	329.2>308.9	2.75e3	2.80e3	0.251	0.982	2.99	12.3	45.9976	92.3		
10	40	13C2-PFHxA	315 > 270	5.25e3	1.44e4	0.251	0.910	3.08	4.55	17.9013	89.8		
11	-1												
12	7	PFHpA	363.0 > 318.9	2.24e2	7.90e3	0.251	0.000	3.70	0.354	1.1362		33.1	YES
13	6	PFPeS	349.1>80.1		1.27e3	0.251							
14	8	L-PFHxS	398.9 > 79.6	2.66e2	1.19e3	0.251	0.000	3.86	2.80	5.8823		1.73	NO
15	9	Br-PFHxS	398.9 > 79.6	1.92e1	1.19e3	0.251	0.000	3.71	0.202	0.4996		1.09	NO
16	68	Total PFHxS	398.9 > 79.6	2.85e2	1.19e3	0.251			3.00	6.3819			
17	41	13C4-PFHpA	367.2 > 321.8	7.90e3	1.44e4	0.251	0.547	3.70	6.84	47.4414	95.2		
18	38	13C3-PFBS	302. > 98.8	1.27e3	2.80e3	0.251	0.453	2.57	5.67	42.3253	84.9		
19	42	18O2-PFHxS	403.0 > 102.6	1.19e3	2.80e3	0.251	0.424	3.86	5.30	46.8451	94.0		
20	42	18O2-PFHxS	403.0 > 102.6	1.19e3	2.80e3	0.251	0.424	3.86	5.30	46.8451	94.0		
21	42	18O2-PFHxS	403.0 > 102.6	1.19e3	2.80e3	0.251	0.424	3.86	5.30	46.8451	94.0		
22	-1												
23	10	6:2 FTS	427.1 > 407	1.38e1	2.87e3	0.251	0.000	4.18	0.0600	0.1558		1.00	YES
24	13	PFHpS	449 > 80.0	1.85e1	2.87e3	0.251	0.000	4.35	0.0808	0.5371		2.54	YES
25	11	L-PFOA	412.8 > 368.9	7.38e2	1.12e4	0.251	0.000	4.23	0.828	2.1612		3.28	NO
26	12	Br-PFOA	412.8 > 368.9		1.12e4	0.251							
27	69	Total PFOA	412.8 > 368.9	7.38e2	1.12e4	0.251			0.828	2.1612			
28	43	13C2-6:2 FTS	429.1 > 408.9	2.87e3	2.76e3	0.251	1.04	4.18	13.0	48.9225	98.2		
29	44	13C2-PFOA	414.9 > 369.7	1.12e4	1.67e4	0.251	0.666	4.23	8.33	43.6739	87.6		
30	44	13C2-PFOA	414.9 > 369.7	1.12e4	1.67e4	0.251	0.666	4.23	8.33	43.6739	87.6		
31	44	13C2-PFOA	414.9 > 369.7	1.12e4	1.67e4	0.251	0.666	4.23	8.33	43.6739	87.6		
32	44	13C2-PFOA	414.9 > 369.7	1.12e4	1.67e4	0.251	0.666	4.23	8.33	43.6739	87.6		
33	-1												
34	14	PFNA	463.0 > 418.8	6.76e1	1.07e4	0.251	0.000	4.67	0.0788			18.5	YES
35	15	PFOSA	497.9 > 77.9		2.53e3	0.251							
36	16	L-PFOS	498.9 > 79.9	2.08e2	2.87e3	0.251	0.000	4.76	0.907	3.7022		1.87	NO
37	17	Br-PFOS	498.9 > 79.9	2.38e2	2.87e3	0.251	0.000	4.61	1.04	4.2399		5.68	NO

HC 10/1/2018

Dataset: Z:\Projects\PFAS.PRO\Results\180928M1\180928M1-68.qld

Rev: ANP 10/2/2018

Last Altered: Monday, October 01, 2018 12:06:02 Pacific Daylight Time
Printed: Monday, October 01, 2018 12:06:55 Pacific Daylight Time

Name: 180928M1_68, Date: 28-Sep-2018, Time: 23:16:08, ID: 1802982-02 SW1809061705GC 0.2508, Description: SW1809061705GC

	#	Name	Trace	Area	IS Area	Wt/Vol	RRF	RT	Response	Conc.	%Rec	Ion Ratio	Ratio Out?
38	70	Total PFOS	498.9 > 79.9	4.46e2	2.87e3	0.251			1.94	7.9421			
39	45	13C5-PFNA	468.2 > 422.9	1.07e4	1.25e4	0.251	0.860	4.67	10.8	44.8955	90.1		
40	46	13C8-PFOSA	506.1 > 77.7	2.53e3	1.59e4	0.251	0.159	4.73	1.98	28.3417	56.9		
41	47	13C8-PFOS	507.0 > 79.9	2.87e3	2.76e3	0.251	1.04	4.76	13.0	50.6838	101.7		
42	47	13C8-PFOS	507.0 > 79.9	2.87e3	2.76e3	0.251	1.04	4.76	13.0	50.6838	101.7		
43	47	13C8-PFOS	507.0 > 79.9	2.87e3	2.76e3	0.251	1.04	4.76	13.0	50.6838	101.7		
44	-1												
45	18	PFDA	513 > 468.8		9.09e3	0.251							
46	19	8:2 FTS	527 > 506.9		1.93e3	0.251							
47	20	PFNS	549.1 > 80.1		2.87e3	0.251							
48	26	PFDS	598.8 > 79.9		2.87e3	0.251							
49	25	PFUdA	563.0 > 518.9	8.88e1	1.29e4	0.251	0.000	5.39	0.0862	0.1818		43.3	YES
50	48	13C2-PFDA	515.1 > 469.9	9.09e3	1.17e4	0.251	0.779	5.05	9.74	37.8782	76.0		
51	49	13C2-8:2 FTS	529.1 > 508.7	1.93e3	2.76e3	0.251	0.700	5.02	8.74	46.2550	92.8		
52	47	13C8-PFOS	507.0 > 79.9	2.87e3	2.76e3	0.251	1.04	4.76	13.0	50.6838	101.7		
53	47	13C8-PFOS	507.0 > 79.9	2.87e3	2.76e3	0.251	1.04	4.76	13.0	50.6838	101.7		
54	51	13C2-PFUdA	565 > 519.8	1.29e4	1.59e4	0.251	0.808	5.38	10.1	38.7710	77.8		
55	-1												
56	21	L-MeFOSAA	570 > 419		4.05e3	0.251							
57	22	Br-MeFOSAA	570. > 419		4.05e3	0.251							
58	71	Total N-MeFOSAA	570. > 419	0.00e0	4.05e3	0.251			0.000				
59	29	PFTrDA	662.9 > 618.9		1.21e4	0.251							
60	30	PFTeDA	712.8 > 669.0		8.07e3	0.251							
61	50	d3-N-MeFOSAA	573.3 > 419	4.05e3	1.59e4	0.251	0.254	5.20	3.18	35.1424	70.5		
62	50	d3-N-MeFOSAA	573.3 > 419	4.05e3	1.59e4	0.251	0.254	5.20	3.18	35.1424	70.5		
63	50	d3-N-MeFOSAA	573.3 > 419	4.05e3	1.59e4	0.251	0.254	5.20	3.18	35.1424	70.5		
64	53	13C2-PFDoA	615.0 > 569.7	1.21e4	1.17e4	0.251	1.04	5.67	13.0	39.8622	80.0		
65	55	13C2-PFTeDA	714.8 > 669.6	8.07e3	1.59e4	0.251	0.506	6.13	6.33	28.7201	57.6		
66	-1												
67	23	L-EtFOSAA	584.1 > 419		4.68e3	0.251							
68	24	Br-ETFOSAA	584.1 > 419		4.68e3	0.251							
69	72	Total N-EtFOSAA	584.1 > 419	0.00e0	4.68e3	0.251			0.000				
70	27	PFDoA	612.9 > 569.0		1.21e4	0.251							
71	73	TCDA	498.3>106.9			0.251							
72	52	d5-N-EtFOSAA	589.3 > 419	4.68e3	1.59e4	0.251	0.293	5.36	3.67	39.3293	78.9		
73	52	d5-N-EtFOSAA	589.3 > 419	4.68e3	1.59e4	0.251	0.293	5.36	3.67	39.3293	78.9		
74	52	d5-N-EtFOSAA	589.3 > 419	4.68e3	1.59e4	0.251	0.293	5.36	3.67	39.3293	78.9		

HC 10/1/2018

Dataset: Z:\Projects\PFAS.PRO\Results\180928M1\180928M1-68.qld

Rev: ANP 10/2/2018

Last Altered: Monday, October 01, 2018 12:06:02 Pacific Daylight Time
Printed: Monday, October 01, 2018 12:06:55 Pacific Daylight Time

Name: 180928M1_68, Date: 28-Sep-2018, Time: 23:16:08, ID: 1802982-02 SW1809061705GC 0.2508, Description: SW1809061705GC

	#	Name	Trace	Area	IS Area	Wt/Vol	RRF	RT	Response	Conc.	%Rec	Ion Ratio	Ratio Out?
75	53	13C2-PFDoA	615.0 > 569.7	1.21e4	1.17e4	0.251	1.04	5.67	13.0	39.8622	80.0		
76	47	13C8-PFOS	507.0 > 79.9	2.87e3	2.76e3	0.251	1.04	4.76	13.0	50.6838	101.7		
77	-1												
78	60	13C4-PFBA	217. > 172	9.43e3	9.43e3	0.251	1.00	1.28	12.5	49.8405	100.0		
79	61	13C5-PFHxA	318 > 272.9	1.44e4	1.44e4	0.251	1.00	3.08	12.5	49.8405	100.0		
80	62	13C3-PFHxS	401.8 > 79.9	2.80e3	2.80e3	0.251	1.00	3.86	12.5	49.8405	100.0		
81	63	13C8-PFOA	420.9 > 376	1.67e4	1.67e4	0.251	1.00	4.23	12.5	49.8405	100.0		
82	64	13C9-PFNA	472.2 > 426.9	1.25e4	1.25e4	0.251	1.00	4.67	12.5	49.8405	100.0		
83	65	13C4-PFOS	503 > 79.9	2.76e3	2.76e3	0.251	1.00	4.76	12.5	49.8405	100.0		
84	66	13C6-PFDA	519.1 > 473.7	1.17e4	1.17e4	0.251	1.00	5.05	12.5	49.8405	100.0		
85	67	13C7-PFUdA	570.1 > 524.8	1.59e4	1.59e4	0.251	1.00	5.38	12.5	49.8405	100.0		

HC 10/1/2018

Dataset: Z:\Projects\PFAS.PRO\Results\180928M1\180928M1-68.qld

Rev: ANP 10/2/2018

Last Altered: Monday, October 01, 2018 12:06:02 Pacific Daylight Time
Printed: Monday, October 01, 2018 12:06:55 Pacific Daylight Time

Method: Z:\Projects\PFAS.pro\MethDB\PFAS_FULL_80C_092818.mdb 29 Sep 2018 16:55:53
Calibration: Z:\Projects\PFAS.pro\CurveDB\C18_VAL-PFAS_Q4_09-27-18.cdb 28 Sep 2018 09:49:55

Name: 180928M1_68, Date: 28-Sep-2018, Time: 23:16:08, ID: 1802982-02 SW1809061705GC 0.2508, Description: SW1809061705GC

PFBA

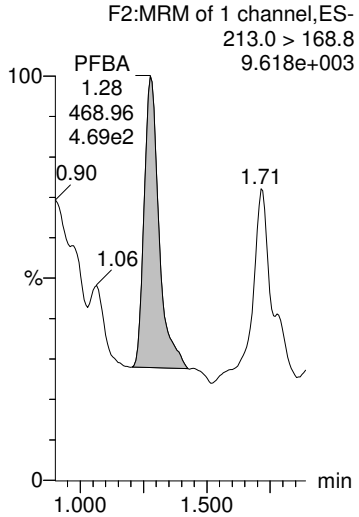

PFPeA

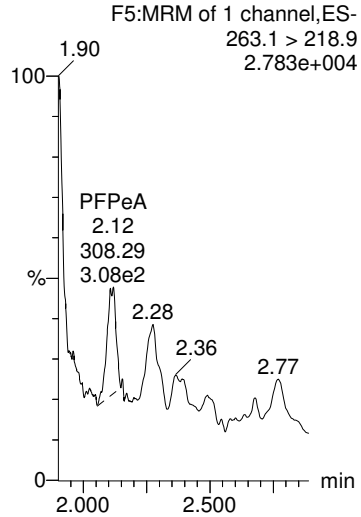

PFBS

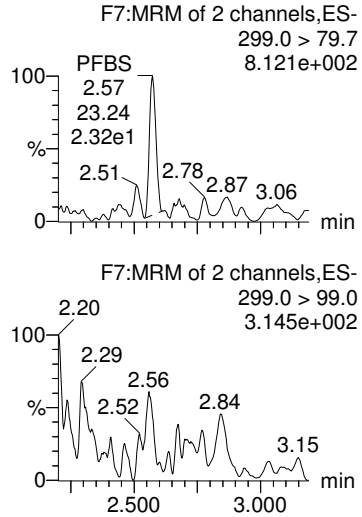

4:2 FTS

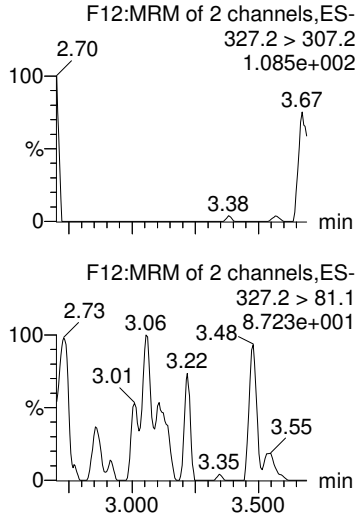

PFHxA

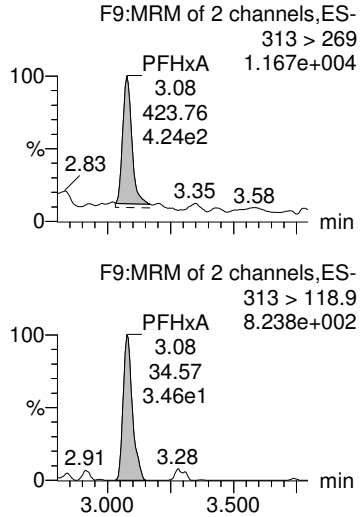

13C3-PFBA

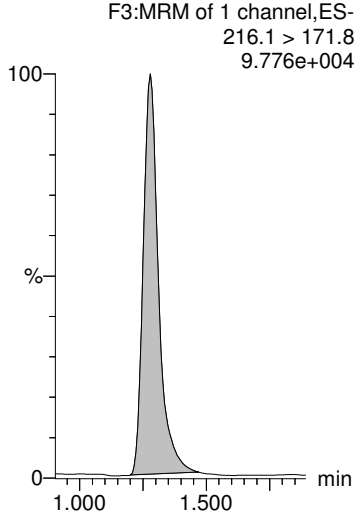

13C3-PFPeA

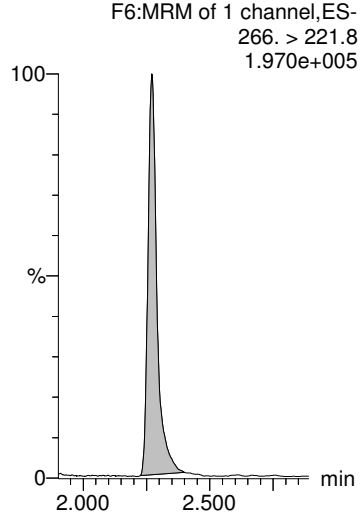

13C3-PFBS

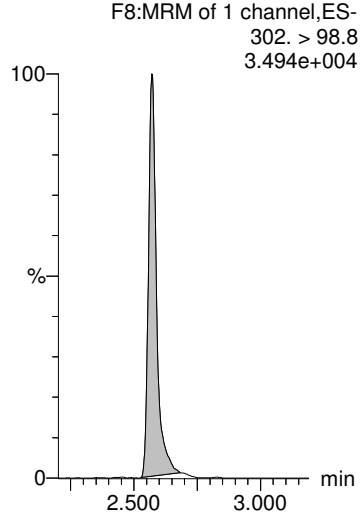

13C2-4:2 FTS

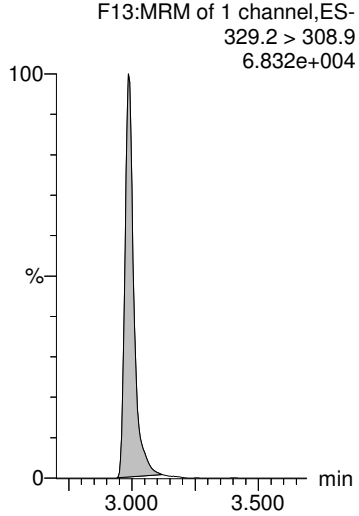

13C2-PFHxA

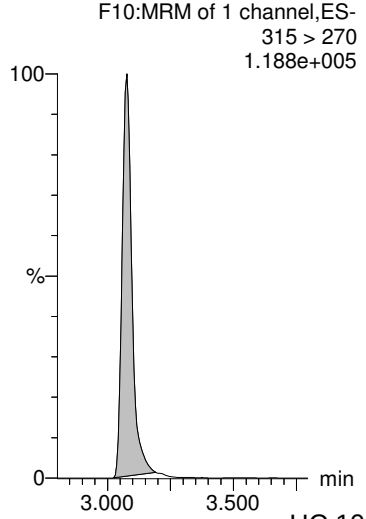

HC 10/1/2018

Dataset: Z:\Projects\PFAS.PRO\Results\180928M1\180928M1-68.qld

Rev: ANP 10/2/2018

Last Altered: Monday, October 01, 2018 12:06:02 Pacific Daylight Time
Printed: Monday, October 01, 2018 12:06:55 Pacific Daylight Time

Name: 180928M1_68, Date: 28-Sep-2018, Time: 23:16:08, ID: 1802982-02 SW1809061705GC 0.2508, Description: SW1809061705GC

PFHpA

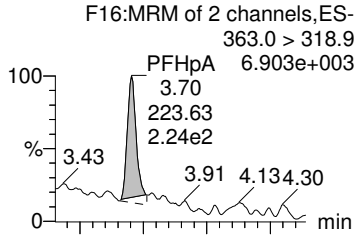

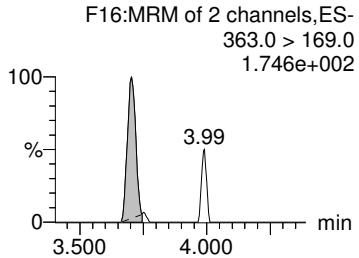

PFPeS

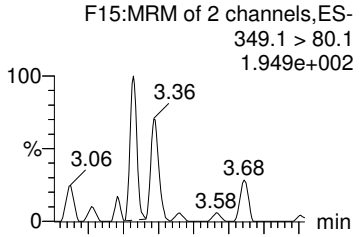

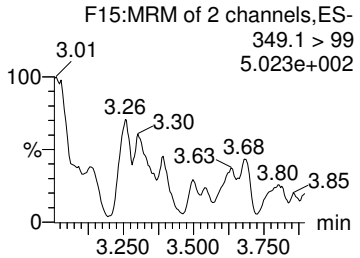

L-PFHxS

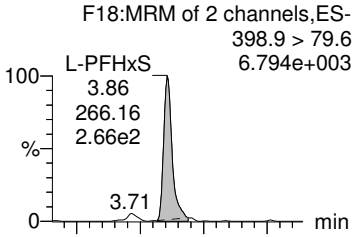

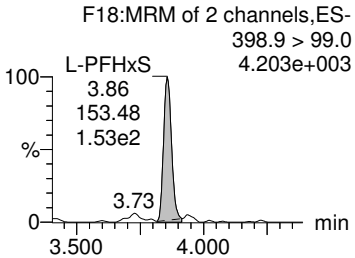

Br-PFHxS

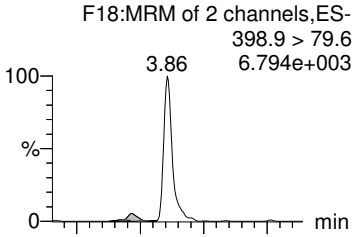

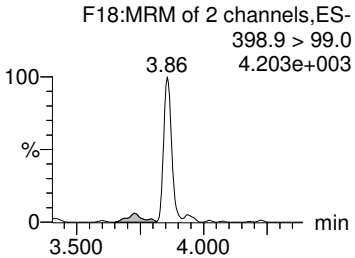

Total PFHxS

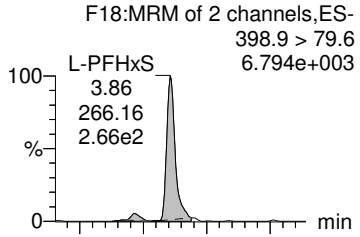

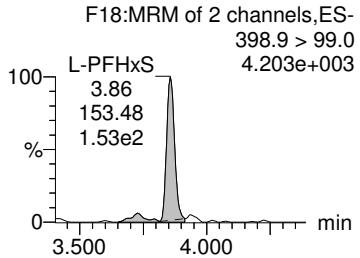

13C4-PFHpA

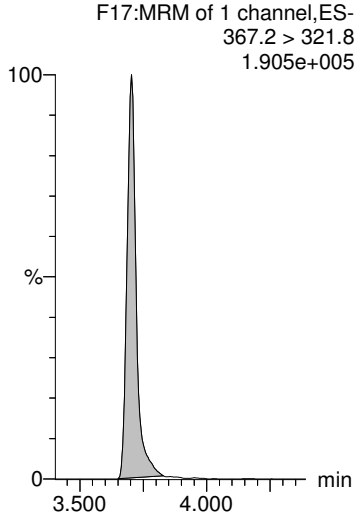

13C3-PFBS

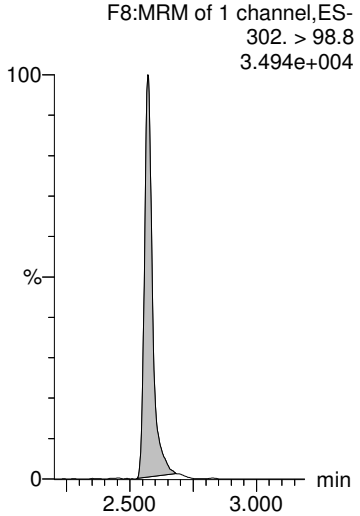

18O2-PFHxS

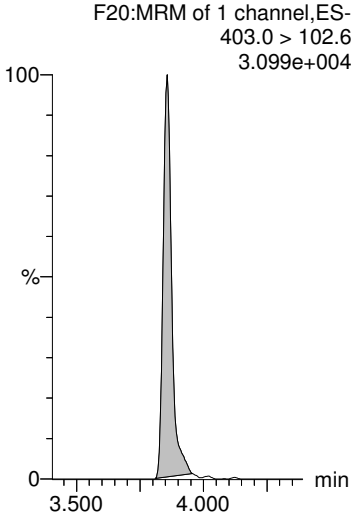

18O2-PFHxS

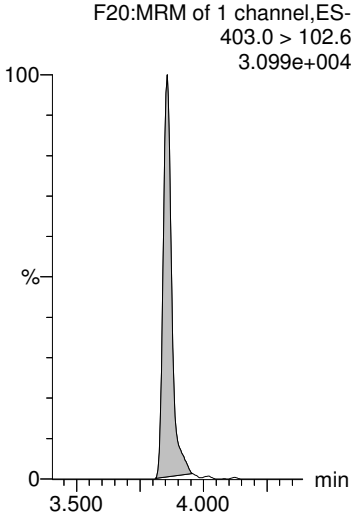

18O2-PFHxS

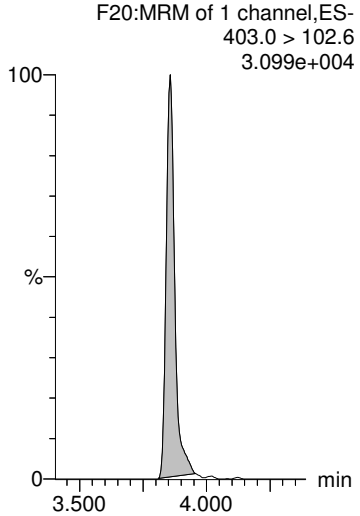

HC 10/1/2018

Dataset: Z:\Projects\PFAS.PRO\Results\180928M1\180928M1-68.qld Rev: ANP 10/2/2018

Last Altered: Monday, October 01, 2018 12:06:02 Pacific Daylight Time
Printed: Monday, October 01, 2018 12:06:55 Pacific Daylight Time

Name: 180928M1_68, Date: 28-Sep-2018, Time: 23:16:08, ID: 1802982-02 SW1809061705GC 0.2508, Description: SW1809061705GC

6:2 FTS

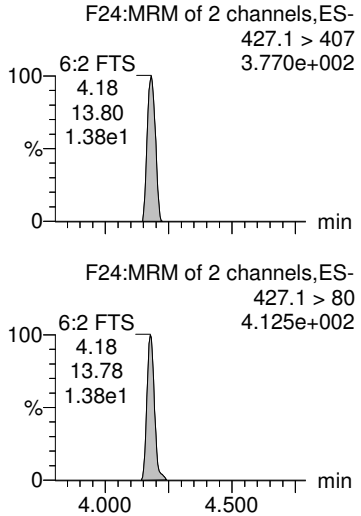

PFHpS

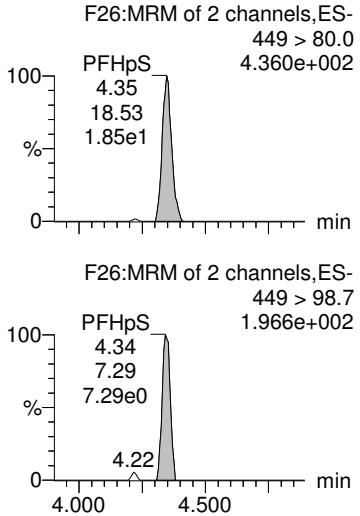

L-PFOA

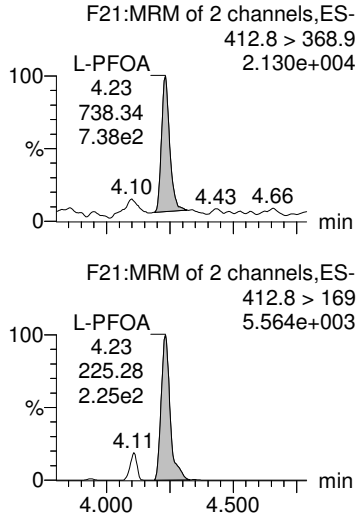

Br-PFOA

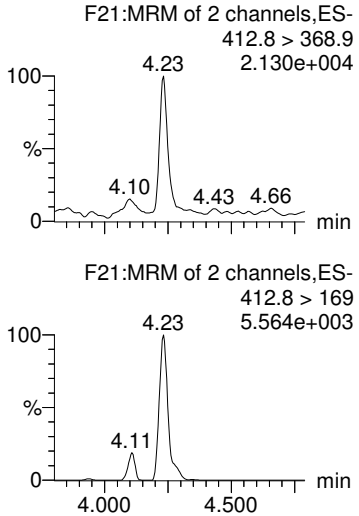

Total PFOA

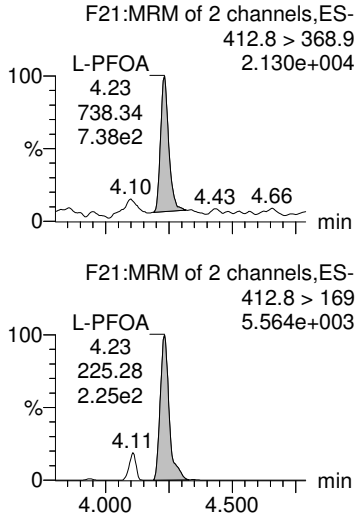

13C2-6:2 FTS

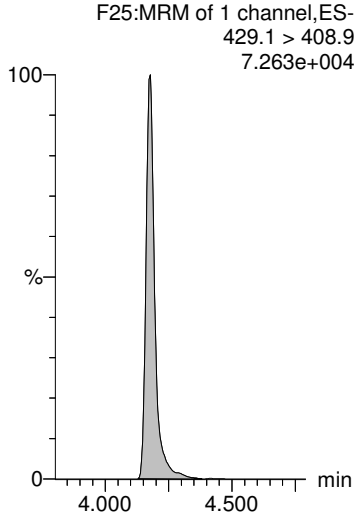

13C2-PFOA

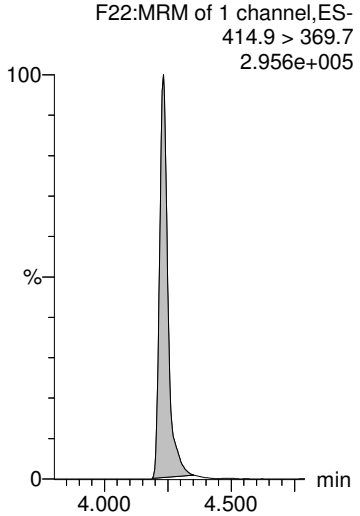

13C2-PFOA

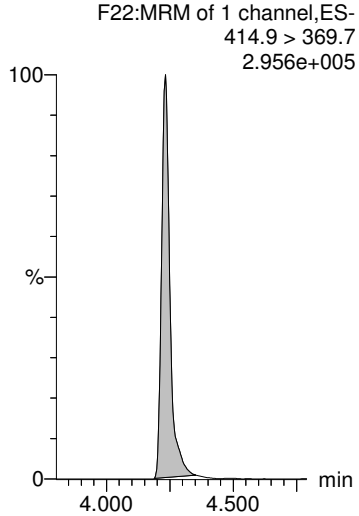

13C2-PFOA

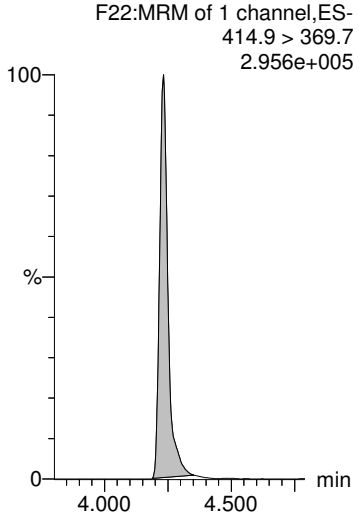

13C2-PFOA

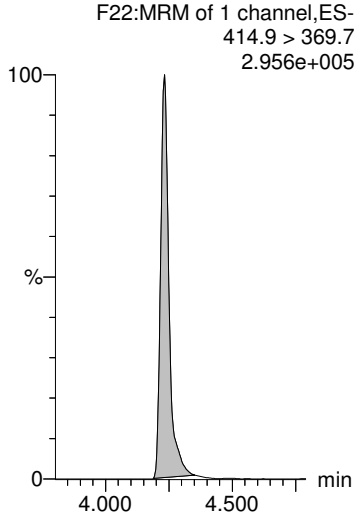

HC 10/1/2018

Dataset: Z:\Projects\PFAS.PRO\Results\180928M1\180928M1-68.qld Rev: ANP 10/2/2018

Last Altered: Monday, October 01, 2018 12:06:02 Pacific Daylight Time
Printed: Monday, October 01, 2018 12:06:55 Pacific Daylight Time

Name: 180928M1_68, Date: 28-Sep-2018, Time: 23:16:08, ID: 1802982-02 SW1809061705GC 0.2508, Description: SW1809061705GC

PFNA

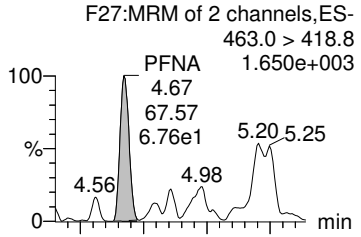

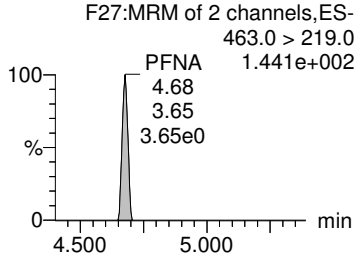

PFOSA

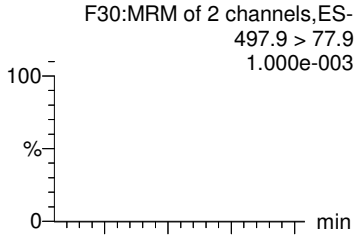

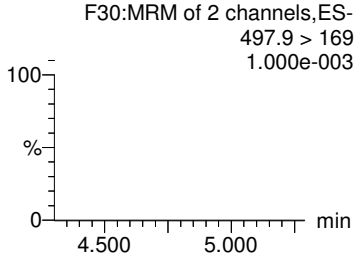

L-PFOS

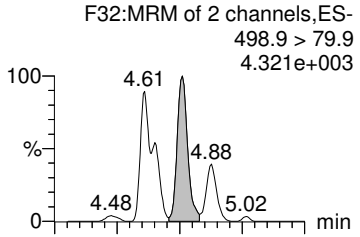

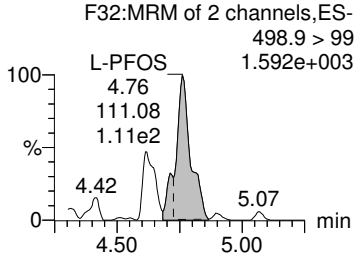

Br-PFOS

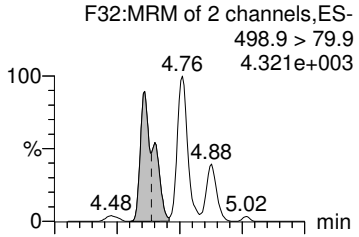

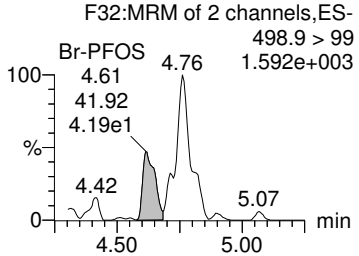

Total PFOS

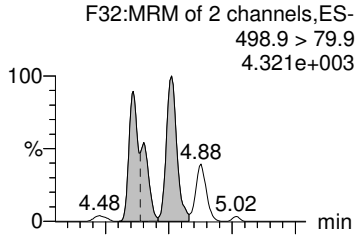

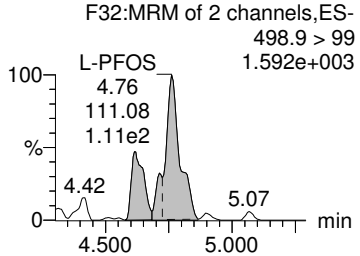

13C5-PFNA

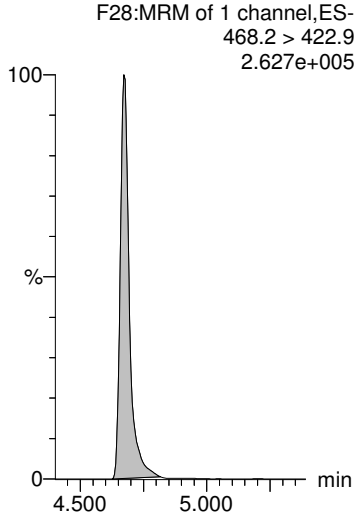

13C8-PFOSA

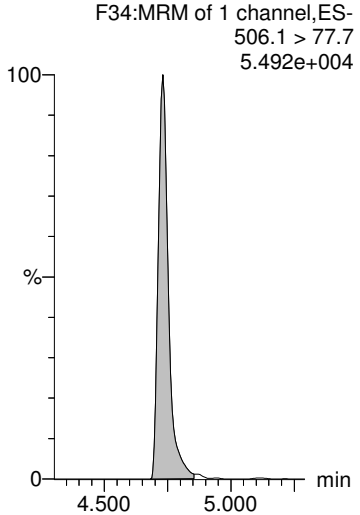

13C8-PFOS

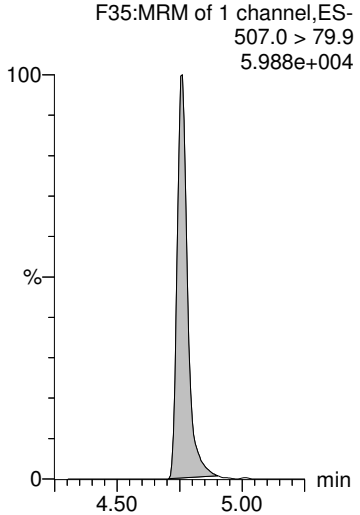

13C8-PFOS

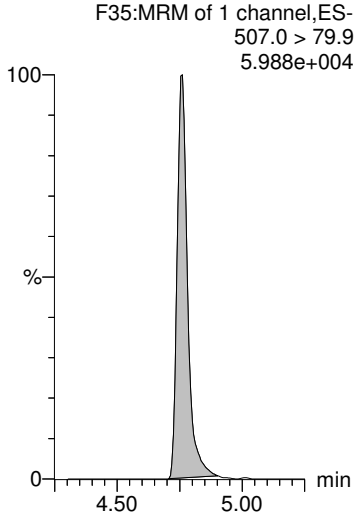

13C8-PFOS

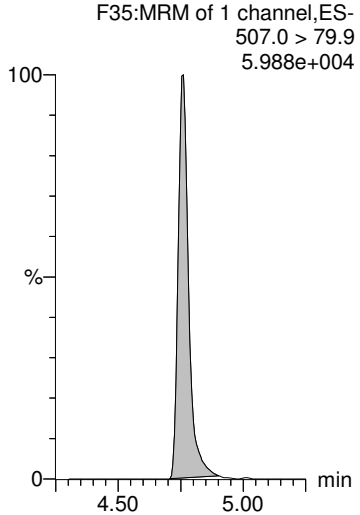

HC 10/1/2018

Dataset: Z:\Projects\PFAS.PRO\Results\180928M1\180928M1-68.qld Rev: ANP 10/2/2018

Last Altered: Monday, October 01, 2018 12:06:02 Pacific Daylight Time
Printed: Monday, October 01, 2018 12:06:55 Pacific Daylight Time

Name: 180928M1_68, Date: 28-Sep-2018, Time: 23:16:08, ID: 1802982-02 SW1809061705GC 0.2508, Description: SW1809061705GC

PFDA

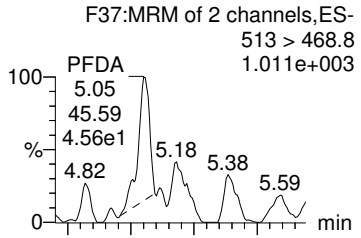

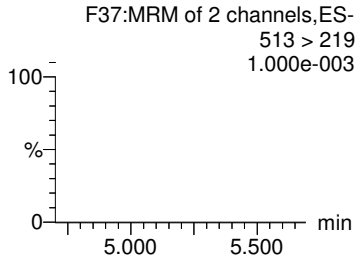

8:2 FTS

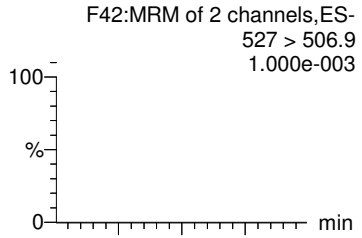

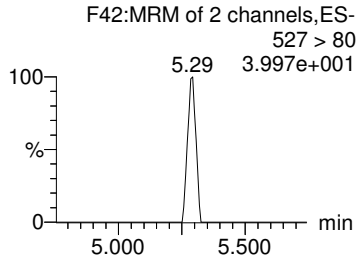

PFNS

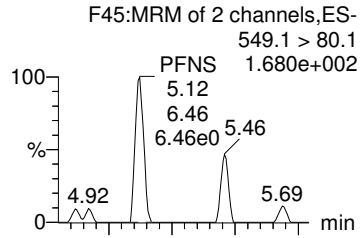

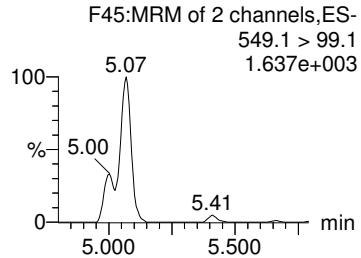

PFDS

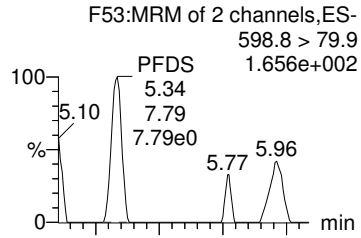

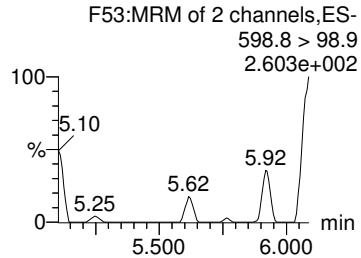

PFUdA

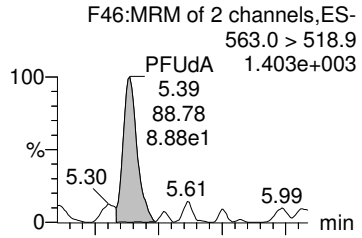

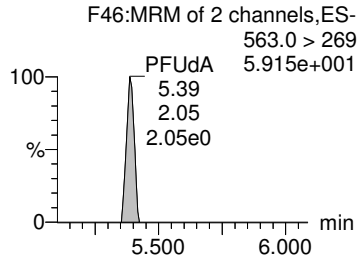

13C2-PFDA

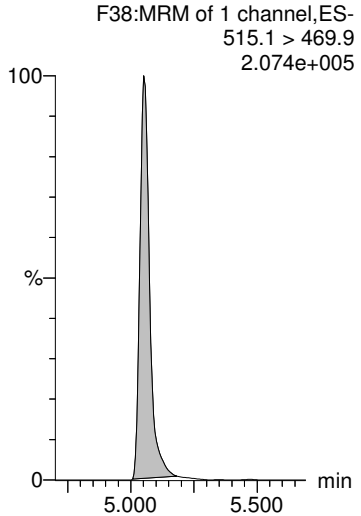

13C2-8:2 FTS

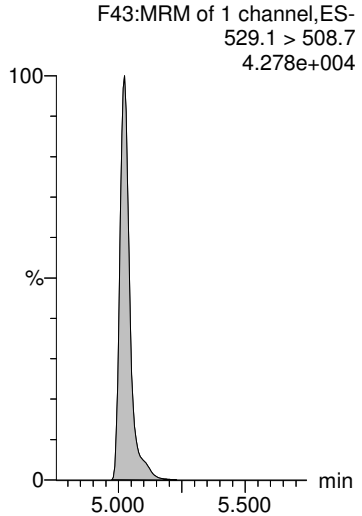

13C8-PFOS

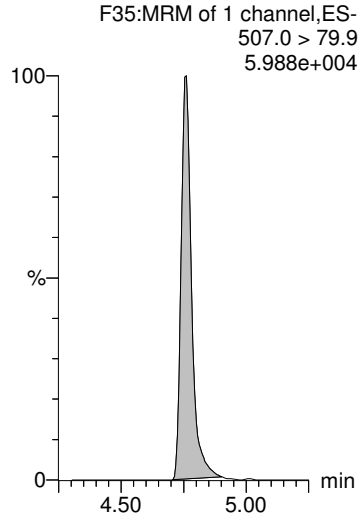

13C8-PFOS

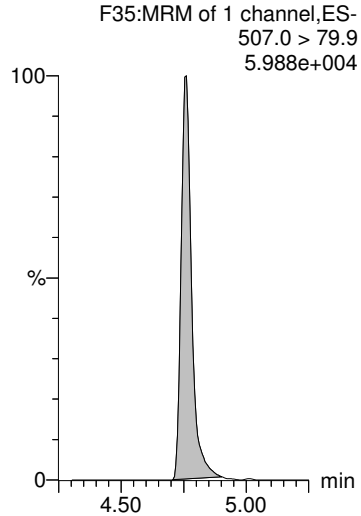

13C2-PFUdA

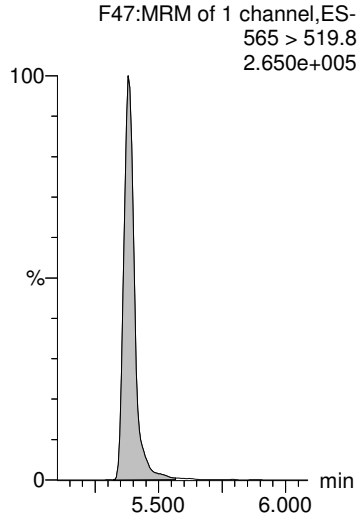

HC 10/1/2018

Dataset: Z:\Projects\PFAS.PRO\Results\180928M1\180928M1-68.qld

Rev: ANP 10/2/2018

Last Altered: Monday, October 01, 2018 12:06:02 Pacific Daylight Time
Printed: Monday, October 01, 2018 12:06:55 Pacific Daylight Time

Name: 180928M1_68, Date: 28-Sep-2018, Time: 23:16:08, ID: 1802982-02 SW1809061705GC 0.2508, Description: SW1809061705GC

L-MeFOSAA

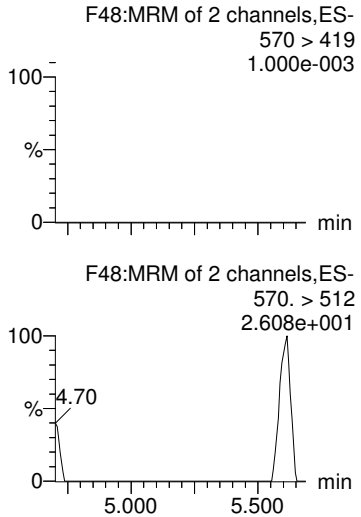

Br-MeFOSAA

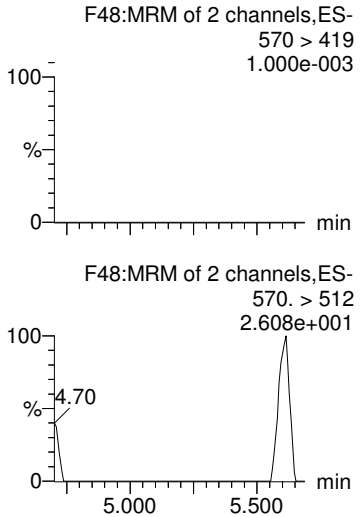

Total N-MeFOSAA

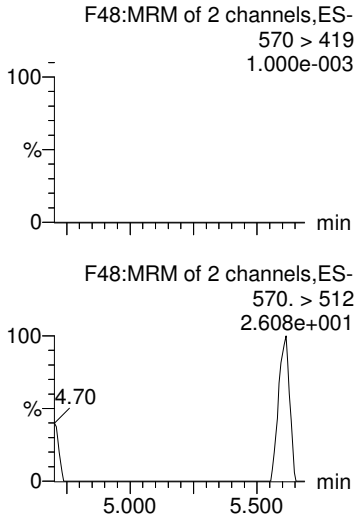

PFTrDA

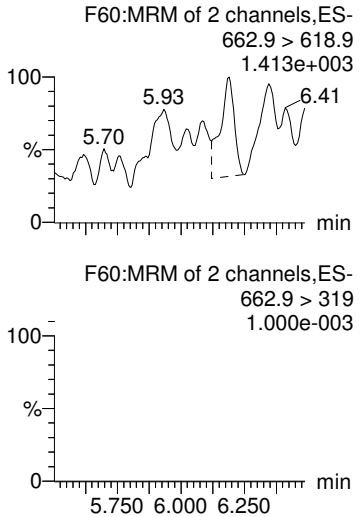

PFTeDA

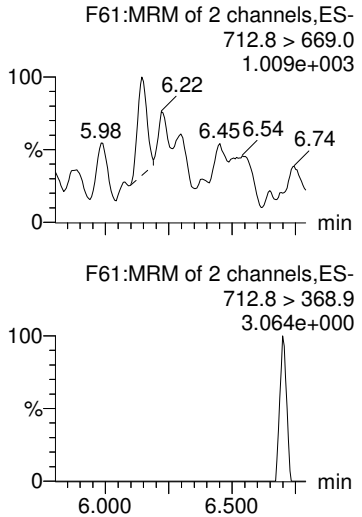

d3-N-MeFOSAA

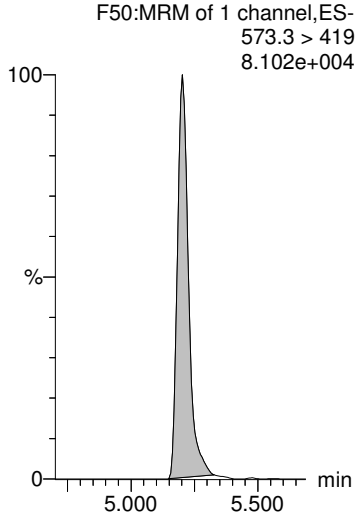

d3-N-MeFOSAA

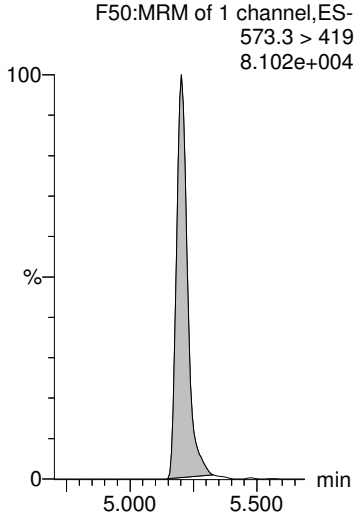

d3-N-MeFOSAA

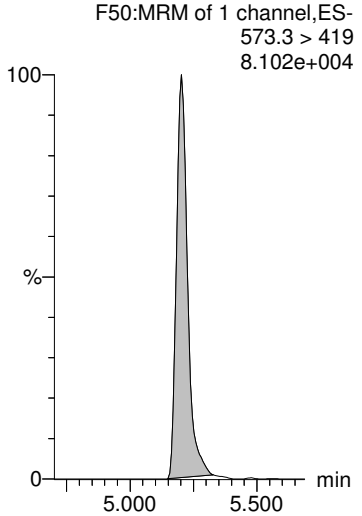

13C2-PFDoA

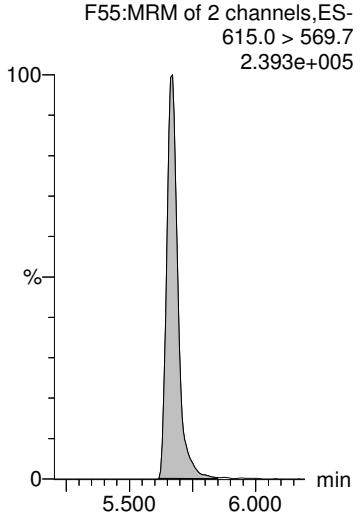

13C2-PFTeDA

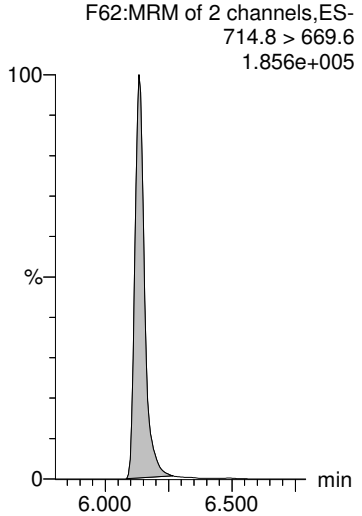

HC 10/1/2018

Dataset: Z:\Projects\PFAS.PRO\Results\180928M1\180928M1-68.qld

Rev: ANP 10/2/2018

Last Altered: Monday, October 01, 2018 12:06:02 Pacific Daylight Time
Printed: Monday, October 01, 2018 12:06:55 Pacific Daylight Time

Name: 180928M1_68, Date: 28-Sep-2018, Time: 23:16:08, ID: 1802982-02 SW1809061705GC 0.2508, Description: SW1809061705GC

L-EtFOSAA

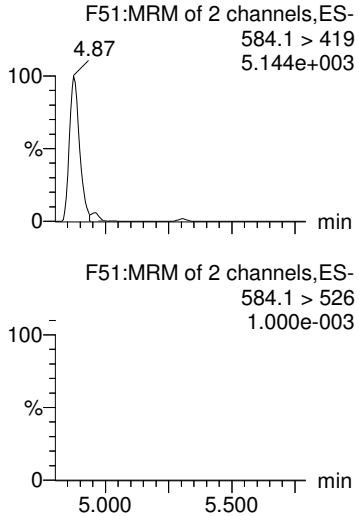

Br-ETFOSAA

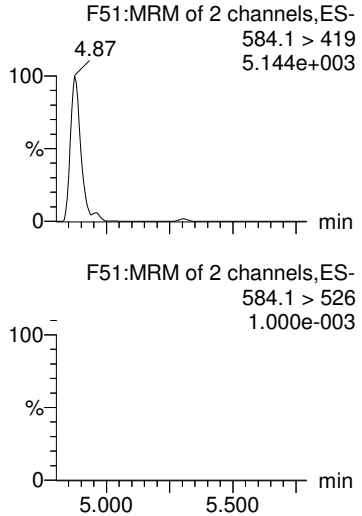

Total N-EtFOSAA

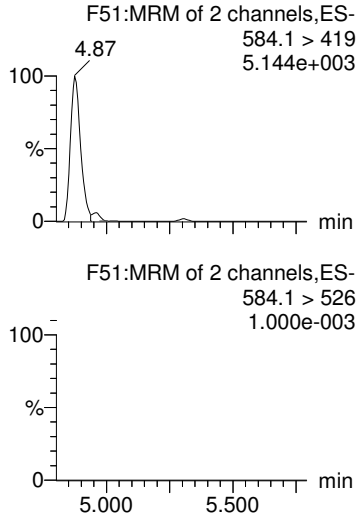

PFDoA

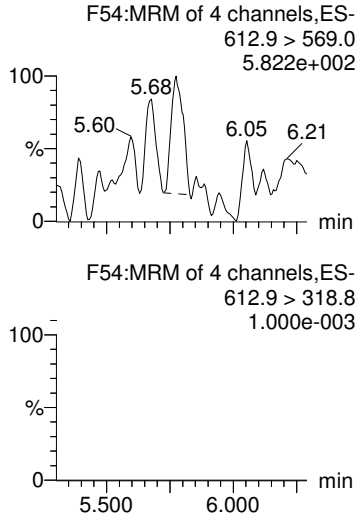

TCDA

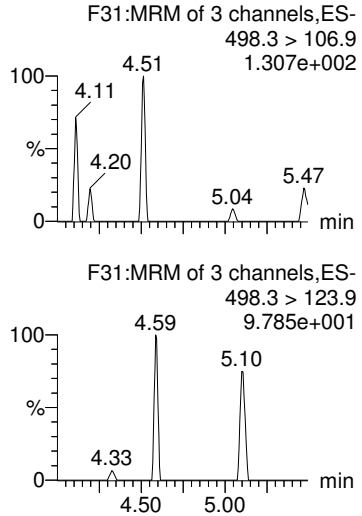

d5-N-EtFOSAA

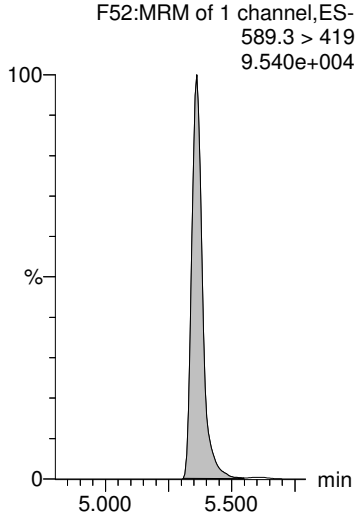

d5-N-EtFOSAA

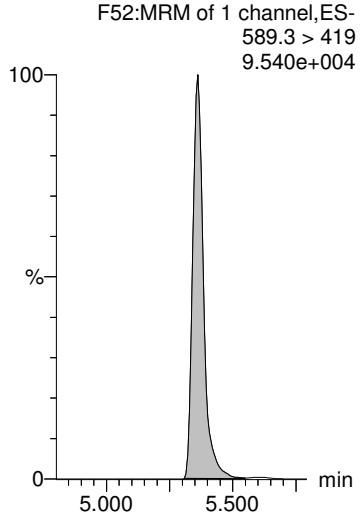

d5-N-EtFOSAA

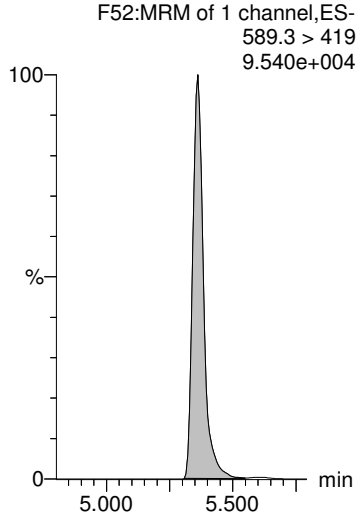

13C2-PFDoA

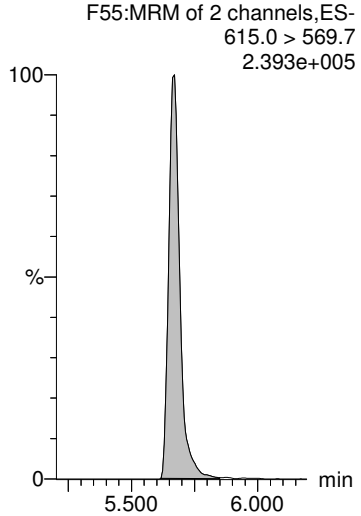

13C8-PFOS

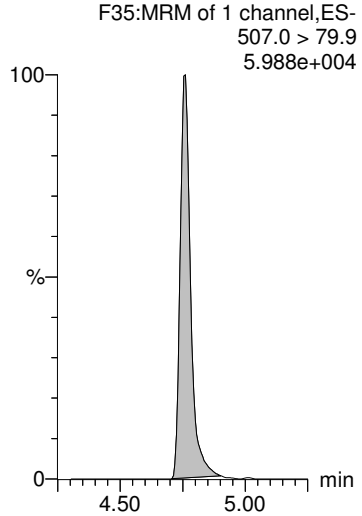

HC 10/1/2018

Dataset: Z:\Projects\PFAS.PRO\Results\180928M1\180928M1-68.qld

Rev: ANP 10/2/2018

Last Altered: Monday, October 01, 2018 12:06:02 Pacific Daylight Time
Printed: Monday, October 01, 2018 12:06:55 Pacific Daylight Time

Name: 180928M1_68, Date: 28-Sep-2018, Time: 23:16:08, ID: 1802982-02 SW1809061705GC 0.2508, Description: SW1809061705GC

13C4-PFBA

F4:MRM of 1 channel,ES-
217. > 172
1.358e+005

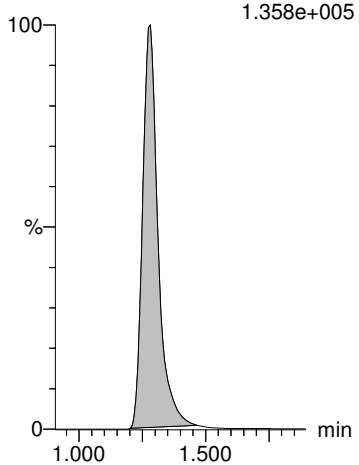

13C5-PFHxA

F11:MRM of 1 channel,ES-
318 > 272.9
3.183e+005

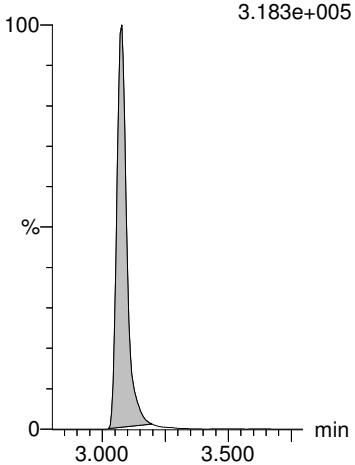

13C3-PFHxS

F19:MRM of 1 channel,ES-
401.8 > 79.9
6.996e+004

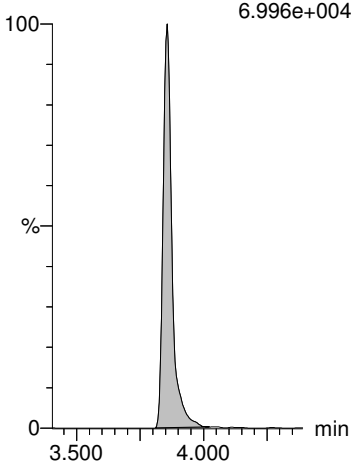

13C8-PFOA

F23:MRM of 1 channel,ES-
420.9 > 376
4.290e+005

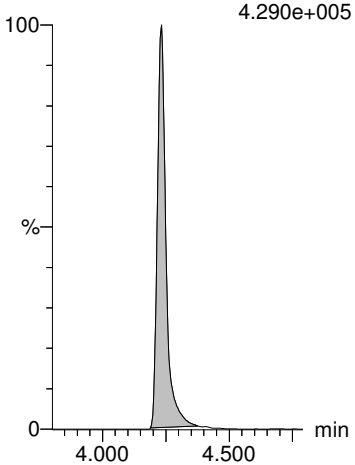

13C9-PFNA

F29:MRM of 1 channel,ES-
472.2 > 426.9
3.074e+005

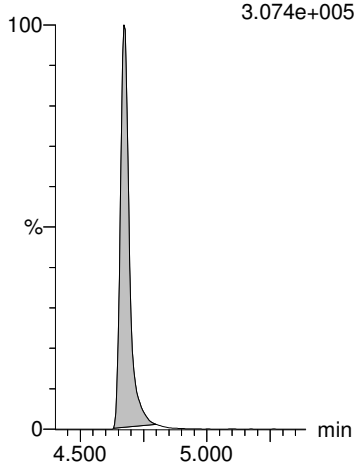

13C4-PFOS

F33:MRM of 1 channel,ES-
503 > 79.9
5.667e+004

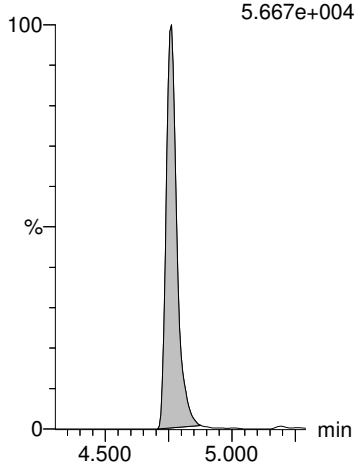

13C6-PFDA

F40:MRM of 1 channel,ES-
519.1 > 473.7
2.621e+005

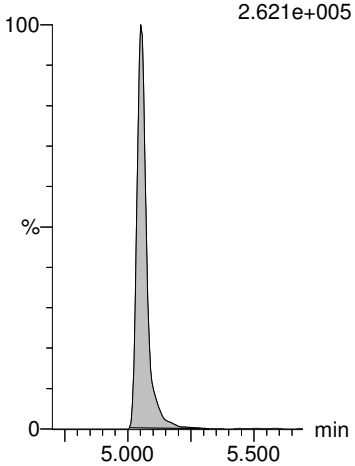

13C7-PFUdA

F49:MRM of 1 channel,ES-
570.1 > 524.8
3.329e+005

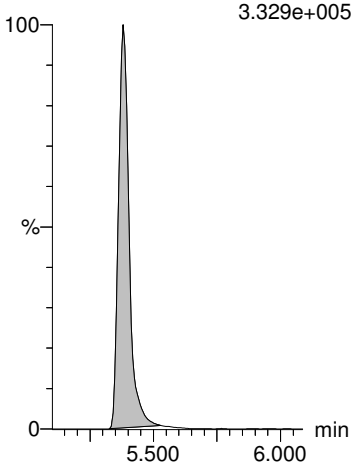

HC 10/1/2018

CONTINUING CALIBRATION

Dataset: F:\Projects\PFAS.PRO\Results\180928M1\180928M1-51.qld

Last Altered: Saturday, September 29, 2018 17:17:11 Pacific Daylight Time
Printed: Saturday, September 29, 2018 17:18:08 Pacific Daylight Time

Name: 180928M1_51, Date: 28-Sep-2018, Time: 20:15:51, ID: ST180928M1-4 PFC CS3 18I1706, Description: PFC CS3 18I1706

	#	Name	Trace	Area	IS Area	wt/vol	RT	Response	Conc.	%Rec	Recovery ...	Ion Ratio	Ratio Out?
1	1	PFBA	213.0 > 168.8	7951.259	8462.686	1.00	1.29	11.745	10.0	100.0	NO		
2	2	PFPeA	263.1 > 218.9	10472.825	13136.091	1.00	2.28	9.966	9.9	98.9	NO		
3	3	PFBS	299.0 > 79.7	2734.305	1780.958	1.00	2.58	19.191	10.0	100.5	NO	2.918	NO
4	4	4:2 FTS	327.2>307.2	2820.864	3742.945	1.00	2.99	9.421	10.6	105.5	NO	2.032	NO
5	5	PFHxA	313 > 269	15712.585	8018.436	1.00	3.08	9.798	10.5	104.7	NO	15.015	NO
6	6	PFPeS	349.1>80.1	1832.006	1780.958	1.00	3.29	12.858	9.7	96.9	NO	1.314	NO
7	36	13C3-PFBA	216.1 > 171.8	8462.686	11008.604	1.00	1.29	9.609	12.3	98.2	NO		
8	37	13C3-PFPeA	266. > 221.8	13136.091	20800.117	1.00	2.28	7.894	12.6	100.9	NO		
9	38	13C3-PFBS	302. > 98.8	1780.958	3345.288	1.00	2.58	6.655	12.5	99.7	NO		
10	39	13C2-4:2 FTS	329.2>308.9	3742.945	3345.288	1.00	2.99	13.986	13.2	105.2	NO		
11	40	13C2-PFHxA	315 > 270	8018.436	20800.117	1.00	3.08	4.819	4.8	95.1	NO		
12	38	13C3-PFBS	302. > 98.8	1780.958	3345.288	1.00	2.58	6.655	12.5	99.7	NO		
13	-1												
14	10	6:2 FTS	427.1 > 407	3281.890	3615.638	1.00	4.18	11.346	11.2	111.5	NO	3.068	NO
15	7	PFHpA	363.0 > 318.9	12042.725	11772.692	1.00	3.71	12.787	10.0	100.0	NO	18.230	NO
16	8	L-PFHxS	398.9 > 79.6	2335.988	1511.081	1.00	3.86	19.324	10.1	100.5	NO	1.836	NO
17	11	L-PFOA	412.8 > 368.9	19560.230	17268.936	1.00	4.24	14.159	10.3	103.1	NO	3.577	NO
18	13	PFHpS	449 > 80.0	2420.317	3590.752	1.00	4.35	8.426	10.3	102.5	NO	1.790	NO
19	14	PFNA	463.0 > 418.8	15762.193	17536.805	1.00	4.68	11.235	10.1	100.9	NO	4.800	NO
20	43	13C2-6:2 FTS	429.1 > 408.9	3615.638	3524.661	1.00	4.18	12.823	12.1	96.8	NO		
21	41	13C4-PFHpA	367.2 > 321.8	11772.692	20800.117	1.00	3.71	7.075	12.3	98.4	NO		
22	42	18O2-PFHxS	403.0 > 102.6	1511.081	3345.288	1.00	3.86	5.646	12.5	100.2	NO		
23	44	13C2-PFOA	414.9 > 369.7	17268.936	23150.658	1.00	4.24	9.324	12.3	98.1	NO		
24	47	13C8-PFOS	507.0 > 79.9	3590.752	3524.661	1.00	4.76	12.734	12.5	99.8	NO		
25	45	13C5-PFNA	468.2 > 422.9	17536.805	17844.143	1.00	4.68	12.285	12.9	102.9	NO		
26	-1												
27	15	PFOSA	497.9 > 77.9	5376.546	6484.110	1.00	4.74	10.365	9.8	98.3	NO	26.712	YES
28	16	L-PFOS	498.9 > 79.9	2904.502	3590.752	1.00	4.77	10.111	10.4	104.0	NO	1.950	NO
29	18	PFDA	513 > 468.8	15881.903	15696.401	1.00	5.06	12.648	9.9	99.4	NO	5.540	NO
30	19	8:2 FTS	527 > 506.9	3349.197	2618.460	1.00	5.03	15.988	10.3	103.5	NO	2.625	NO
31	20	PFNS	549.1 > 80.1	2125.819	3590.752	1.00	5.12	7.400	10.7	107.2	NO	1.552	NO
32	21	L-MeFOSAA	570 > 419	7697.901	6921.209	1.00	5.21	13.903	10.4	103.6	NO	2.472	NO
33	46	13C8-PFOSA	506.1 > 77.7	6484.110	20094.436	1.00	4.74	4.034	14.5	115.6	NO		
34	47	13C8-PFOS	507.0 > 79.9	3590.752	3524.661	1.00	4.76	12.734	12.5	99.8	NO		
35	48	13C2-PFDA	515.1 > 469.9	15696.401	16328.980	1.00	5.06	12.016	11.7	93.8	NO		
36	49	13C2-8:2 FTS	529.1 > 508.7	2618.460	3524.661	1.00	5.03	9.286	12.3	98.6	NO		

JCall 10/1/18

VBF 9/29/18

Dataset: F:\Projects\PFAS.PRO\Results\180928M1\180928M1-51.qld

Last Altered: Saturday, September 29, 2018 17:17:11 Pacific Daylight Time
Printed: Saturday, September 29, 2018 17:18:08 Pacific Daylight Time

Name: 180928M1_51, Date: 28-Sep-2018, Time: 20:15:51, ID: ST180928M1-4 PFC CS3 18I1706, Description: PFC CS3 18I1706

	#	Name	Trace	Area	IS Area	wt/vol	RT	Response	Conc.	%Rec	Recovery ...	Ion Ratio	Ratio Out?
37	47	13C8-PFOS	507.0 > 79.9	3590.752	3524.661	1.00	4.76	12.734	12.5	99.8	NO		
38	50	d3-N-MeFOSAA	573.3 > 419	6921.209	20094.436	1.00	5.21	4.305	11.9	95.6	NO		
39	-1												
40	23	L-EtFOSAA	584.1 > 419	6122.305	7584.237	1.00	5.37	10.091	9.3	93.0	NO	1.403	NO
41	27	PFDoA	612.9 > 569.0	23360.707	20926.605	1.00	5.68	13.954	10.6	105.9	NO	9.443	NO
42	26	PFDS	598.8 > 79.9	3049.139	3590.752	1.00	5.44	10.615	10.1	100.8	NO	1.606	NO
43	25	PFUdA	563.0 > 518.9	17677.619	21563.572	1.00	5.39	10.247	10.0	99.6	NO	12.756	NO
44	28	N-MeFOSA	512.1 > 168.9	8297.074	24430.678	1.00	5.75	50.943	52.0	104.1	NO	1.484	NO
45	29	PFTrDA	662.9 > 618.9	25139.814	20926.605	1.00	5.92	15.017	10.0	100.2	NO	31.621	NO
46	52	d5-N-EtFOSAA	589.3 > 419	7584.237	20094.436	1.00	5.37	4.718	12.7	101.5	NO		
47	53	13C2-PFDoA	615.0 > 569.7	20926.605	16328.980	1.00	5.67	16.020	12.4	98.9	NO		
48	47	13C8-PFOS	507.0 > 79.9	3590.752	3524.661	1.00	4.76	12.734	12.5	99.8	NO		
49	51	13C2-PFUdA	565 > 519.8	21563.572	20094.436	1.00	5.39	13.414	12.9	103.3	NO		
50	54	d3-N-MeFOSA	515.2 > 168.9	24430.678	20094.436	1.00	5.77	15.197	154.7	103.1	NO		
51	53	13C2-PFDoA	615.0 > 569.7	20926.605	16328.980	1.00	5.67	16.020	12.4	98.9	NO		
52	-1												
53	30	PFTeDA	712.8 > 669.0	24392.941	15032.778	1.00	6.14	20.283	11.8	117.7	NO	13.435	NO
54	31	N-EtFOSA	526.1 > 168.9	8691.687	29513.432	1.00	6.16	44.175	50.7	101.4	NO	1.494	NO
55	32	PFHxDA	813.1 > 768.6	12469.466	10241.313	1.00	6.47	6.088	9.5	94.9	NO	33.674	NO
56	33	PFODA	913.1 > 868.8	20488.012	10241.313	1.00	6.71	10.003	10.4	104.2	NO		
57	34	N-MeFOSE	616.1 > 58.9	6605.387	21004.346	1.00	6.34	47.172	52.1	104.1	NO		
58	35	N-EtFOSE	630.1 > 58.9	7397.576	22033.740	1.00	6.49	50.361	49.9	99.8	NO		
59	55	13C2-PFTeDA	714.8 > 669.6	15032.778	20094.436	1.00	6.14	9.351	10.6	85.1	NO		
60	56	d5-N-ETFOSA	531.1 > 168.9	29513.432	20094.436	1.00	6.17	18.359	159.4	106.3	NO		
61	57	13C2-PFHxDA	815 > 769.7	10241.313	20094.436	1.00	6.47	6.371	4.6	92.0	NO		
62	57	13C2-PFHxDA	815 > 769.7	10241.313	20094.436	1.00	6.47	6.371	4.6	92.0	NO		
63	58	d7-N-MeFOSE	623.1 > 58.9	21004.346	20094.436	1.00	6.32	13.066	160.9	107.2	NO		
64	59	d9-N-EtFOSE	639.2 > 58.8	22033.740	20094.436	1.00	6.48	13.706	165.2	110.1	NO		
65	-1												
66	60	13C4-PFBA	217. > 172	11008.604	11008.604	1.00	1.29	12.500	12.5	100.0	NO		
67	61	13C5-PFHxA	318 > 272.9	20800.117	20800.117	1.00	3.08	12.500	12.5	100.0	NO		
68	62	13C3-PFHxS	401.8 > 79.9	3345.288	3345.288	1.00	3.86	12.500	12.5	100.0	NO		
69	63	13C8-PFOA	420.9 > 376	23150.658	23150.658	1.00	4.24	12.500	12.5	100.0	NO		
70	64	13C9-PFNA	472.2 > 426.9	17844.143	17844.143	1.00	4.68	12.500	12.5	100.0	NO		
71	65	13C4-PFOS	503 > 79.9	3524.661	3524.661	1.00	4.76	12.500	12.5	100.0	NO		
72	66	13C6-PFDA	519.1 > 473.7	16328.980	16328.980	1.00	5.06	12.500	12.5	100.0	NO		

Dataset: F:\Projects\PFAS.PRO\Results\180928M1\180928M1-51.qld

Last Altered: Saturday, September 29, 2018 17:17:11 Pacific Daylight Time
Printed: Saturday, September 29, 2018 17:18:08 Pacific Daylight Time

Name: 180928M1_51, Date: 28-Sep-2018, Time: 20:15:51, ID: ST180928M1-4 PFC CS3 18I1706, Description: PFC CS3 18I1706

	#	Name	Trace	Area	IS Area	wt/vol	RT	Response	Conc.	%Rec	Recovery ...	Ion Ratio	Ratio Out?
73	67	13C7-PFUdA	570.1 > 524.8	20094.436	20094.436	1.00	5.39	12.500	12.5	100.0	NO		

Vista Analytical Laboratory

Dataset: Untitled

Last Altered: Sunday, September 30, 2018 09:41:52 Pacific Daylight Time
Printed: Sunday, September 30, 2018 09:43:27 Pacific Daylight Time

Method: F:\Projects\PFAS.PRO\MethDB\PFAS_FULL_80C_092818.mdb 29 Sep 2018 16:55:53
Calibration: F:\Projects\PFAS.PRO\CurveDB\C18_VAL-PFAS_Q4_09-27-18.cdb 28 Sep 2018 09:49:55

Compound name: PFBA

	#	Name	ID	Acq.Date	Acq.Time
1	1	180928M1_1	IPA	28-Sep-18	11:13:38
2	2	180928M1_2	ST180928M1-1 PFC CS0 18I1703	28-Sep-18	11:24:10
3	3	180928M1_3	IPA	28-Sep-18	11:34:48
4	4	180928M1_4	1802894-01 FM1808290925MK 0.02037	28-Sep-18	11:48:48
5	5	180928M1_5	1802894-02 SW1808290930MK 0.26376	28-Sep-18	11:59:22
6	6	180928M1_6	1802894-04 SW1808291435MK 0.25853	28-Sep-18	12:09:55
7	7	180928M1_7	1802895-01@5X 93789.17 5.06	28-Sep-18	12:20:33
8	8	180928M1_8	B8I0160-BS1 OPR 0.125	28-Sep-18	12:31:05
9	9	180928M1_9	B8I0160-BLK1 Method Blank 0.125	28-Sep-18	12:41:44
10	10	180928M1_10	B8I0160-MS1 Matrix Spike 0.11671	28-Sep-18	12:52:22
11	11	180928M1_11	B8I0160-MSD1 Matrix Spike Dup 0.11797	28-Sep-18	13:02:55
12	12	180928M1_12	1803102-01 OF-INF01-092018 0.11589	28-Sep-18	13:13:34
13	13	180928M1_13	1803102-02 OF-SAC01-092018 0.11487	28-Sep-18	13:24:12
14	14	180928M1_14	1803102-03 OF-MID01-092018 0.1169	28-Sep-18	13:34:45
15	15	180928M1_15	1803102-04 OF-EFF01-092018 0.11584	28-Sep-18	13:45:23
16	16	180928M1_16	1803102-05 OF-INF01-WT-092018 0.11...	28-Sep-18	14:04:29
17	17	180928M1_17	1803102-06 OF-MID01-WT-092018 0.1...	28-Sep-18	14:15:03
18	18	180928M1_18	IPA	28-Sep-18	14:25:41
19	19	180928M1_19	ST180928M1-2 PFC CS3 18I1706	28-Sep-18	14:36:14
20	20	180928M1_20	1803102-07 OF-EFF01-WT-092018 0.1...	28-Sep-18	14:46:53
21	21	180928M1_21	1803102-08 OF-EFF01P-WT-092018 0....	28-Sep-18	14:57:25
22	22	180928M1_22	1803102-09 OF-FB01-WT-092018 0.11...	28-Sep-18	15:08:03
23	23	180928M1_23	B8I0165-BS1 OPR 1	28-Sep-18	15:18:37
24	24	180928M1_24	B8I0165-BLK1 Method Blank 1	28-Sep-18	15:29:16
25	25	180928M1_25	B8I0165-MS1 Matrix Spike 1.32	28-Sep-18	15:39:49
26	26	180928M1_26	B8I0165-MSD1 Matrix Spike Dup 1.31	28-Sep-18	15:50:27
27	27	180928M1_27	1802726-01RE1 DPT-10 (1.5-2.2) 1.09	28-Sep-18	16:01:00
28	28	180928M1_28	1802726-03RE1 DPT-09 (6.9-7.9) 1.14	28-Sep-18	16:12:04
29	29	180928M1_29	1802726-05RE1 DPT-08 (4.1-5.1) 1.28	28-Sep-18	16:22:40
30	30	180928M1_30	1802726-08RE1 DPT-05 (5-6) 1.39	28-Sep-18	16:33:14
31	31	180928M1_31	1802726-09RE1 DPT-05 (8-9) 1.23	28-Sep-18	16:43:52
32	32	180928M1_32	1802726-10RE1 DPT-03 (0-1) 1.11	28-Sep-18	16:54:25

Vista Analytical Laboratory

Dataset: Untitled

Last Altered: Sunday, September 30, 2018 09:41:52 Pacific Daylight Time
Printed: Sunday, September 30, 2018 09:43:27 Pacific Daylight Time

Compound name: PFBA

	#	Name	ID	Acq.Date	Acq.Time
33	33	180928M1_33	1802726-13RE1 DPT-01 (7-8) 1.35	28-Sep-18	17:05:04
34	34	180928M1_34	1802726-15RE1 DPT-02 (9-10) 1.12	28-Sep-18	17:15:36
35	35	180928M1_35	IPA	28-Sep-18	17:26:15
36	36	180928M1_36	ST180928M1-3 PFC CS3 18I1706	28-Sep-18	17:36:47
37	37	180928M1_37	1802726-16RE1 DPT-02 (13-14) 1.17	28-Sep-18	17:47:25
38	38	180928M1_38	1802726-18RE1 DPT-DUP 2 1.13	28-Sep-18	17:58:04
39	39	180928M1_39	B8I0191-BLK1 Method Blank 0.25	28-Sep-18	18:08:37
40	40	180928M1_40	B8I0191-BS1 OPR 0.25	28-Sep-18	18:19:15
41	41	180928M1_41	1803144-01 WMP1809241105PT 0.244...	28-Sep-18	18:29:48
42	42	180928M1_42	1803144-02 WMP1809241112PT 0.248...	28-Sep-18	18:40:27
43	43	180928M1_43	1803144-03 WMP1809241117PT 0.248...	28-Sep-18	18:51:00
44	44	180928M1_44	1803146-01 GW1809210945MK 0.25567	28-Sep-18	19:01:39
45	45	180928M1_45	1803146-02 GW1809211100MK 0.24701	28-Sep-18	19:12:17
46	46	180928M1_46	1802900-01@5X PW1809041355GC 0....	28-Sep-18	19:22:51
47	47	180928M1_47	IPA	28-Sep-18	19:33:29
48	48	180928M1_48	1802900-02 PW1809041415GC 0.22528	28-Sep-18	19:44:01
49	49	180928M1_49	1802900-03@5X PW1809041445GC 0....	28-Sep-18	19:54:40
50	50	180928M1_50	IPA	28-Sep-18	20:05:18
51	51	180928M1_51	ST180928M1-4 PFC CS3 18I1706	28-Sep-18	20:15:51
52	52	180928M1_52	B8I0130-BS1 OPR 1	28-Sep-18	20:26:30
53	53	180928M1_53	B8I0130-BLK1 Method Blank 1	28-Sep-18	20:37:02
54	54	180928M1_54	B8I0130-MS1 Matrix Spike 1.09	28-Sep-18	20:47:41
55	55	180928M1_55	B8I0130-MSD1 Matrix Spike Dup 1.11	28-Sep-18	20:58:19
56	56	180928M1_56	1802992-08 18Q3SS035-TMW0401-S...	28-Sep-18	21:08:52
57	57	180928M1_57	1802992-09 18Q3SS035-TMW0402-S...	28-Sep-18	21:19:31
58	58	180928M1_58	1802992-10 18Q3SS035-TMW0301-S...	28-Sep-18	21:30:04
59	59	180928M1_59	1802992-11 18Q3SS035-TMW0302-SO...	28-Sep-18	21:40:42
60	60	180928M1_60	1802992-12 18Q3SS035-SB2503-SO-0...	28-Sep-18	21:51:15
61	61	180928M1_61	1802992-13 18Q3SS035-SB2603-SO-0...	28-Sep-18	22:01:54
62	62	180928M1_62	B8I0100-BS1 OPR 0.25	28-Sep-18	22:12:27
63	63	180928M1_63	B8I0100-BLK1 Method Blank 0.25	28-Sep-18	22:23:06
64	64	180928M1_64	1802982-01@10X FM1809061700GC 0...	28-Sep-18	22:33:44
65	65	180928M1_65	IPA	28-Sep-18	22:44:17
66	66	180928M1_66	ST180928M1-5 PFC CS0 18I1703	28-Sep-18	22:54:56
67	67	180928M1_67	ST180928M1-6 PFC CS3 18I1706	28-Sep-18	23:05:29
68	68	180928M1_68	1802982-02 SW1809061705GC 0.2508	28-Sep-18	23:16:08

Vista Analytical Laboratory

Dataset: Untitled

Last Altered: Sunday, September 30, 2018 09:41:52 Pacific Daylight Time
Printed: Sunday, September 30, 2018 09:43:27 Pacific Daylight Time

Compound name: PFBA

	#	Name	ID	Acq.Date	Acq.Time
69	69	180928M1_69	B8I0081-BLK1 Method Blank 0.25	28-Sep-18	23:26:41
70	70	180928M1_70	B8I0081-BS1 OPR 0.25	28-Sep-18	23:37:19
71	71	180928M1_71	1802896-01 Bemidji Pilot APR2 lead 0.2...	28-Sep-18	23:47:52
72	72	180928M1_72	1802896-02 Bemidji Pilot PSR2 + 0.25556	28-Sep-18	23:58:30
73	73	180928M1_73	1802896-03 Bemidji Pilot APR2 Lag 0.257	29-Sep-18	00:09:03
74	74	180928M1_74	1802896-04 Bemidji Pilot PSR2 + Lag 0....	29-Sep-18	00:19:42
75	75	180928M1_75	1802909-01 SWIN1808301300GGA 0.2...	29-Sep-18	00:30:15
76	76	180928M1_76	1802909-02 SWEF1808301310GGA 0....	29-Sep-18	00:40:53
77	77	180928M1_77	B8I0208-BS1 OPR 0.125	29-Sep-18	00:51:27
78	78	180928M1_78	B8I0208-BLK1 Method Blank 0.125	29-Sep-18	01:02:06
79	79	180928M1_79	1803074-01@250 S-W FIRE SYSTEM ...	29-Sep-18	01:12:44
80	80	180928M1_80	1803074-01@500 S-W FIRE SYSTEM ...	29-Sep-18	01:23:17
81	81	180928M1_81	1803074-01@1000 S-W FIRE SYSTEM...	29-Sep-18	01:33:55
82	82	180928M1_82	IPA	29-Sep-18	01:44:28
83	83	180928M1_83	ST180928M1-7 PFC CS3 18I1706	29-Sep-18	01:55:06
84	84	180928M1_84	B8I0138-BLK1 Method Blank 0.25	29-Sep-18	02:05:39
85	85	180928M1_85	B8I0138-BS1 OPR 0.25	29-Sep-18	02:16:17
86	86	180928M1_86	1803006-01 1809346-01A 0.23756	29-Sep-18	02:26:50
87	87	180928M1_87	1803006-02 1809346-02A 0.24166	29-Sep-18	02:37:29
88	88	180928M1_88	1803007-01 1809347-01A 0.22883	29-Sep-18	02:47:59
89	89	180928M1_89	1803007-02 1809347-02A 0.23027	29-Sep-18	02:58:37
90	90	180928M1_90	1803007-03 1809347-03A 0.25431	29-Sep-18	03:09:10
91	91	180928M1_91	1803031-01 SWIN1809100900GGA 0.2...	29-Sep-18	03:19:48
92	92	180928M1_92	1803031-02 SWEF1809100930GGA 0....	29-Sep-18	03:30:21
93	93	180928M1_93	1803033-01 SWIN1809081500GGA 0.2...	29-Sep-18	03:40:59
94	94	180928M1_94	1803033-02 SWEF1809081510GGA 0....	29-Sep-18	03:51:32
95	95	180928M1_95	1803047-01 SW1809131040SK 0.24106	29-Sep-18	04:02:10
96	96	180928M1_96	IPA	29-Sep-18	04:12:43
97	97	180928M1_97	ST180928M1-8 PFC CS3 18I1706	29-Sep-18	04:23:21
98	98	180928M1_98	1803047-02 SW1809131055SK 0.23748	29-Sep-18	04:34:00
99	99	180928M1_99	1803047-03 SW1809131140SK 0.24539	29-Sep-18	04:44:32
100	1...	180928M1_100	1803047-04 SW1809131210SK 0.24305	29-Sep-18	04:55:11
101	1...	180928M1_101	IPA	29-Sep-18	05:05:49
102	1...	180928M1_102	ST180928M1-9 PFC CS3 18I1706	29-Sep-18	05:16:22
103	1...	180928M1_103	SALTWATER BLK QC	29-Sep-18	05:27:00
104	1...	180928M1_104	SALTWATER BS1 QC	29-Sep-18	05:37:34

Vista Analytical Laboratory

Dataset: Untitled

Last Altered: Sunday, September 30, 2018 09:41:52 Pacific Daylight Time
Printed: Sunday, September 30, 2018 09:43:27 Pacific Daylight Time

Compound name: PFBA

	#	Name	ID	Acq.Date	Acq.Time
105	1...	180928M1_105	1 BLK	29-Sep-18	05:48:13
106	1...	180928M1_106	1 BS1	29-Sep-18	05:58:51
107	1...	180928M1_107	2 BLK	29-Sep-18	06:09:24
108	1...	180928M1_108	2 BS1	29-Sep-18	06:20:02
109	1...	180928M1_109	3 BLK	29-Sep-18	06:30:34
110	1...	180928M1_110	3 BS1	29-Sep-18	06:41:12
111	1...	180928M1_111	4 BLK	29-Sep-18	06:51:44
112	1...	180928M1_112	4 BS1	29-Sep-18	07:02:23
113	1...	180928M1_113	5 BLK	29-Sep-18	07:12:55
114	1...	180928M1_114	5 BS1	29-Sep-18	07:23:34
115	1...	180928M1_115	6 BLK	29-Sep-18	07:34:06
116	1...	180928M1_116	6 BS1	29-Sep-18	07:44:44
117	1...	180928M1_117	7 BLK	29-Sep-18	07:55:18
118	1...	180928M1_118	7 BS1	29-Sep-18	08:05:56

Vista Analytical Laboratory

Dataset: F:\Projects\PFAS.PRO\Results\180928M1\180928M1-51.qld

Last Altered: Saturday, September 29, 2018 17:17:11 Pacific Daylight Time
Printed: Saturday, September 29, 2018 17:18:08 Pacific Daylight Time

Method: F:\Projects\PFAS.PRO\MethDB\PFAS_FULL_80C_092818.mdb 29 Sep 2018 16:55:53
Calibration: F:\Projects\PFAS.PRO\CurveDB\C18_VAL-PFAS_Q4_09-27-18.cdb 28 Sep 2018 09:49:55

Name: 180928M1_51, Date: 28-Sep-2018, Time: 20:15:51, ID: ST180928M1-4 PFC CS3 18I1706, Description: PFC CS3 18I1706

PFBA
F2:MRM of 1 channel,ES-
213.0 > 168.8
7.566e+004

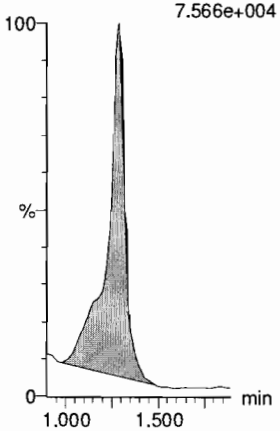

PFPeA
F5:MRM of 1 channel,ES-
263.1 > 218.9
2.038e+005

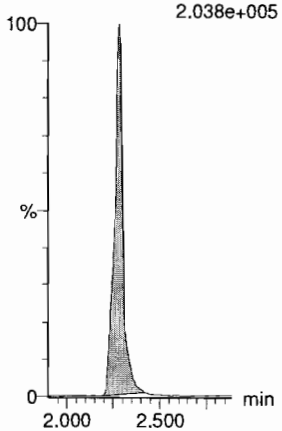

PFBS
F7:MRM of 2 channels,ES-
299.0 > 79.7
5.309e+004

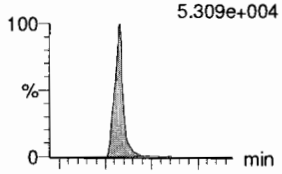

F7:MRM of 2 channels,ES-
299.0 > 99.0
1.817e+004

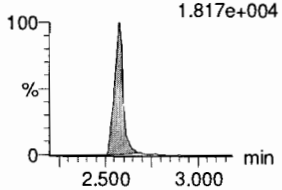

4:2 FTS
F12:MRM of 2 channels,ES-
327.2 > 307.2
6.773e+004

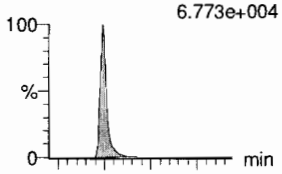

F12:MRM of 2 channels,ES-
327.2 > 81.1
3.232e+004

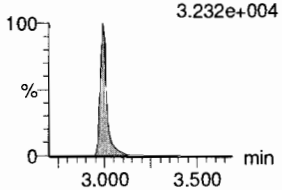

PFHxA
F9:MRM of 2 channels,ES-
313 > 269
3.298e+005

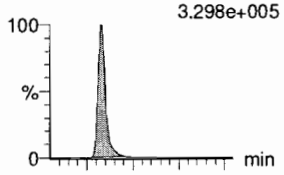

F9:MRM of 2 channels,ES-
313 > 118.9
2.219e+004

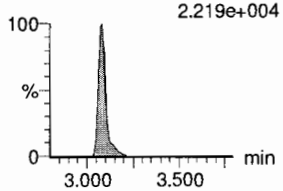

PFPeS
F15:MRM of 2 channels,ES-
349.1 > 80.1
4.658e+004

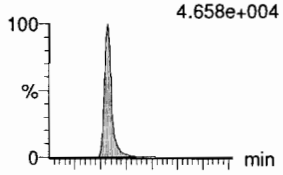

F15:MRM of 2 channels,ES-
349.1 > 99
3.507e+004

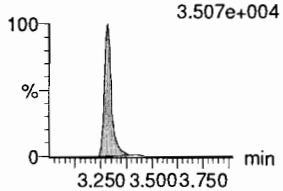

13C3-PFBA
F3:MRM of 1 channel,ES-
216.1 > 171.8
7.950e+004

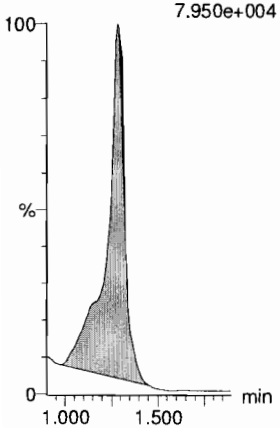

13C3-PFPeA
F6:MRM of 1 channel,ES-
266. > 221.8
2.483e+005

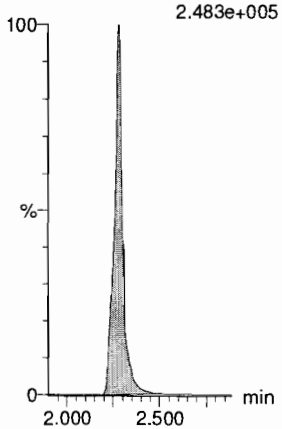

13C3-PFBS
F8:MRM of 1 channel,ES-
302. > 98.8
3.530e+004

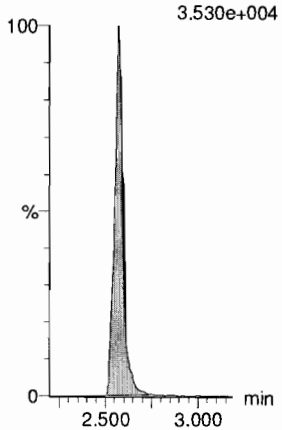

13C2-4:2 FTS
F13:MRM of 1 channel,ES-
329.2 > 308.9
8.726e+004

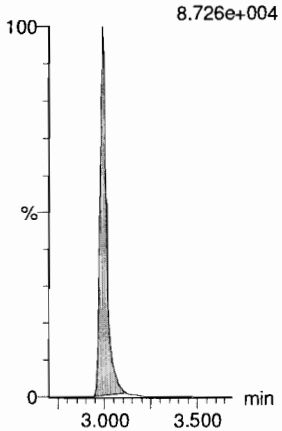

13C2-PFHxA
F10:MRM of 1 channel,ES-
315 > 270
1.691e+005

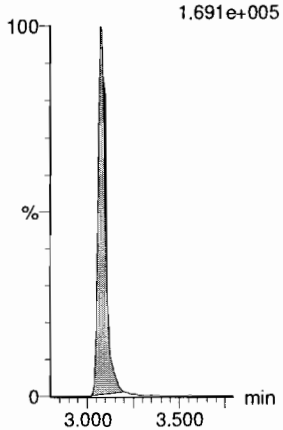

13C3-PFBS
F8:MRM of 1 channel,ES-
302. > 98.8
3.530e+004

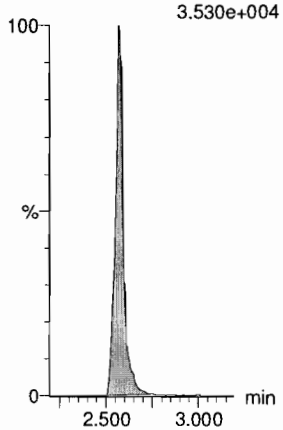

Dataset: F:\Projects\PFAS.PRO\Results\180928M1\180928M1-51.qld

Last Altered: Saturday, September 29, 2018 17:17:11 Pacific Daylight Time
Printed: Saturday, September 29, 2018 17:18:08 Pacific Daylight Time

Name: 180928M1_51, Date: 28-Sep-2018, Time: 20:15:51, ID: ST180928M1-4 PFC CS3 18I1706, Description: PFC CS3 18I1706

6:2 FTS
F24:MRM of 2 channels,ES-
427.1 > 407
8.418e+004

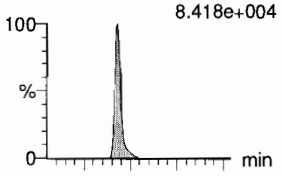

F24:MRM of 2 channels,ES-
427.1 > 80
2.741e+004

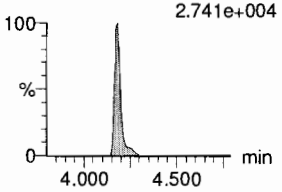

PFHpA
F16:MRM of 2 channels,ES-
363.0 > 318.9
2.873e+005

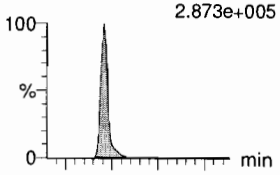

F16:MRM of 2 channels,ES-
363.0 > 169.0
1.573e+004

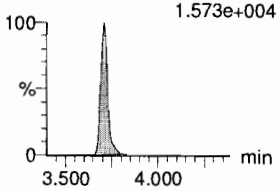

L-PFHxS
F18:MRM of 2 channels,ES-
398.9 > 79.6
4.809e+004

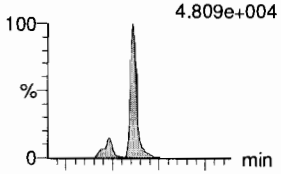

F18:MRM of 2 channels,ES-
398.9 > 99.0
2.562e+004

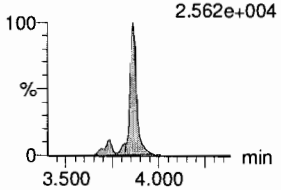

L-PFOA
F21:MRM of 2 channels,ES-
412.8 > 368.9
5.057e+005

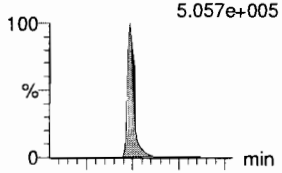

F21:MRM of 2 channels,ES-
412.8 > 169
1.439e+005

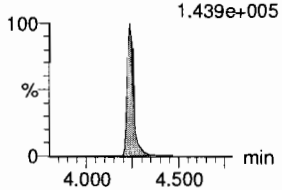

PFHpS
F26:MRM of 2 channels,ES-
449 > 80.0
5.291e+004

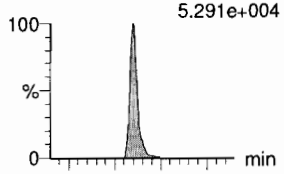

F26:MRM of 2 channels,ES-
449 > 98.7
2.949e+004

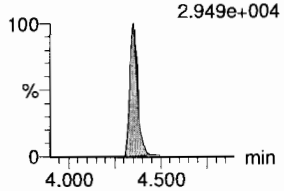

PFNA
F27:MRM of 2 channels,ES-
463.0 > 418.8
3.920e+005

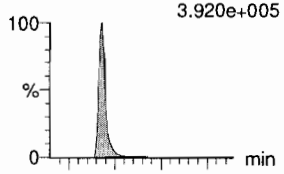

F27:MRM of 2 channels,ES-
463.0 > 219.0
8.178e+004

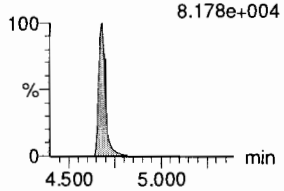

13C2-6:2 FTS
F25:MRM of 1 channel,ES-
429.1 > 408.9
9.200e+004

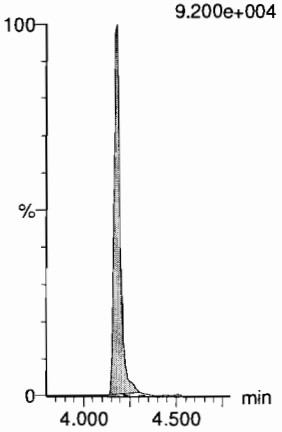

13C4-PFHpA
F17:MRM of 1 channel,ES-
367.2 > 321.8
2.815e+005

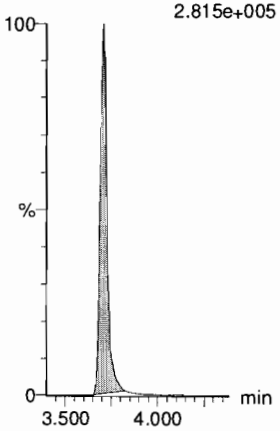

18O2-PFHxS
F20:MRM of 1 channel,ES-
403.0 > 102.6
3.818e+004

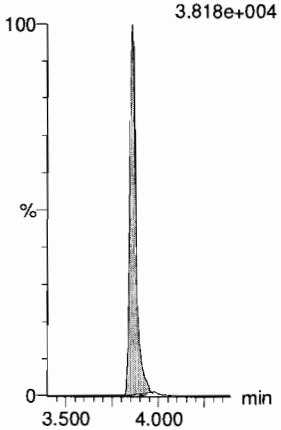

13C2-PFOA
F22:MRM of 1 channel,ES-
414.9 > 369.7
4.418e+005

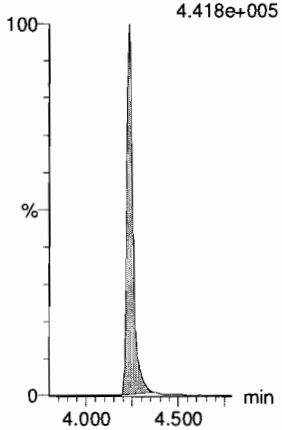

13C8-PFOS
F35:MRM of 1 channel,ES-
507.0 > 79.9
7.401e+004

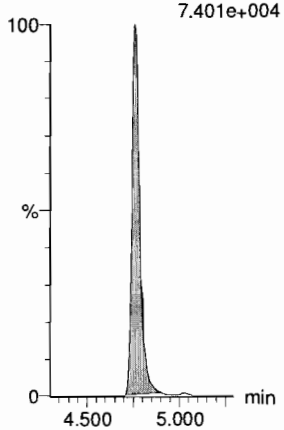

13C5-PFNA
F28:MRM of 1 channel,ES-
468.2 > 422.9
4.329e+005

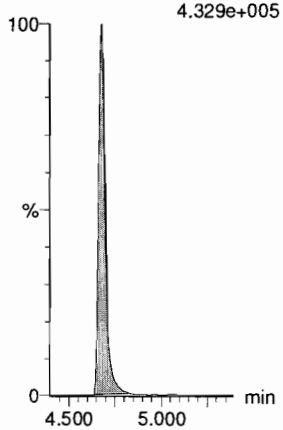

Vista Analytical Laboratory

Dataset: F:\Projects\PFAS.PRO\Results\180928M1\180928M1-51.qld

Last Altered: Saturday, September 29, 2018 17:17:11 Pacific Daylight Time
Printed: Saturday, September 29, 2018 17:18:08 Pacific Daylight Time

Name: 180928M1_51, Date: 28-Sep-2018, Time: 20:15:51, ID: ST180928M1-4 PFC CS3 18I1706, Description: PFC CS3 18I1706

PFOSA
F30:MRM of 2 channels,ES-
497.9 > 77.9
1.190e+005

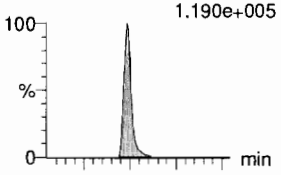

F30:MRM of 2 channels,ES-
497.9 > 169
4.947e+003

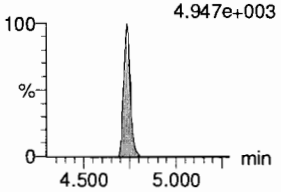

L-PFOS
F32:MRM of 2 channels,ES-
498.9 > 79.9
4.874e+004

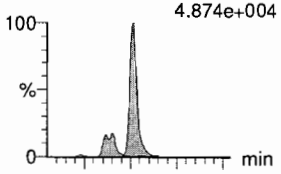

F32:MRM of 2 channels,ES-
498.9 > 99
2.710e+004

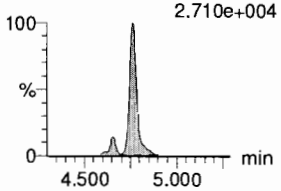

PFDA
F37:MRM of 2 channels,ES-
513 > 468.8
3.650e+005

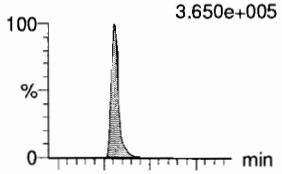

F37:MRM of 2 channels,ES-
513 > 219
6.660e+004

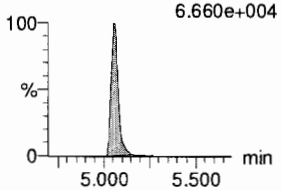

8:2 FTS
F42:MRM of 2 channels,ES-
527 > 506.9
7.636e+004

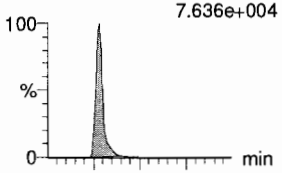

F42:MRM of 2 channels,ES-
527 > 80
2.852e+004

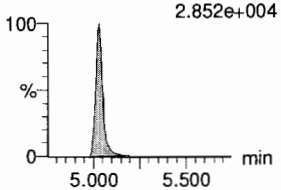

PFNS
F45:MRM of 2 channels,ES-
549.1 > 80.1
4.334e+004

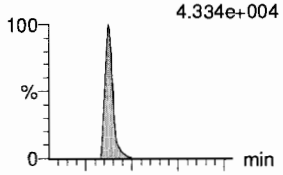

F45:MRM of 2 channels,ES-
549.1 > 99.1
2.782e+004

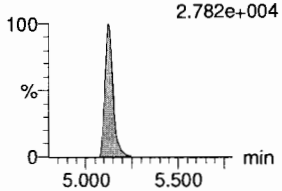

L-MeFOSAA
F48:MRM of 2 channels,ES-
570 > 419
1.388e+005

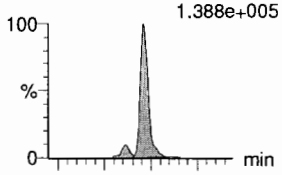

F48:MRM of 2 channels,ES-
570. > 512
5.110e+004

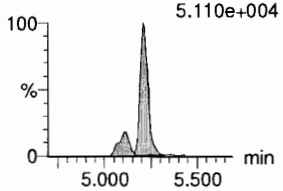

13C8-PFOSA
F34:MRM of 1 channel,ES-
506.1 > 77.7
1.447e+005

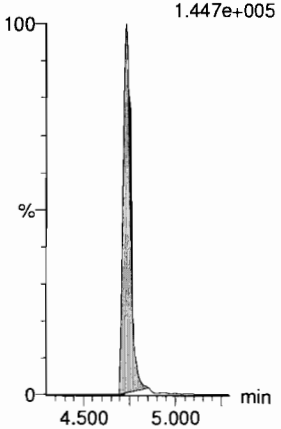

13C8-PFOS
F35:MRM of 1 channel,ES-
507.0 > 79.9
7.401e+004

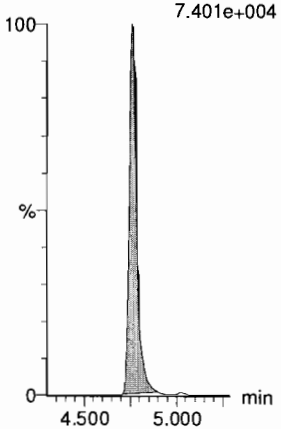

13C2-PFDA
F38:MRM of 1 channel,ES-
515.1 > 469.9
3.558e+005

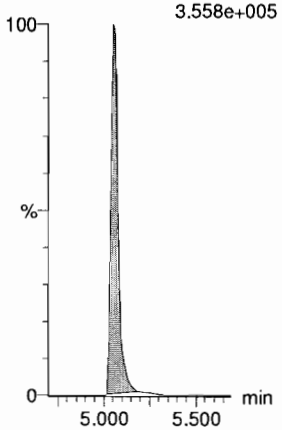

13C2-8:2 FTS
F43:MRM of 1 channel,ES-
529.1 > 508.7
5.981e+004

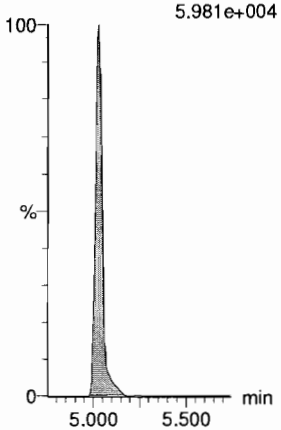

13C8-PFOS
F35:MRM of 1 channel,ES-
507.0 > 79.9
7.401e+004

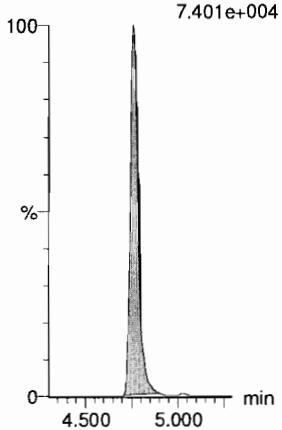

d3-N-MeFOSAA
F50:MRM of 1 channel,ES-
573.3 > 419
1.409e+005

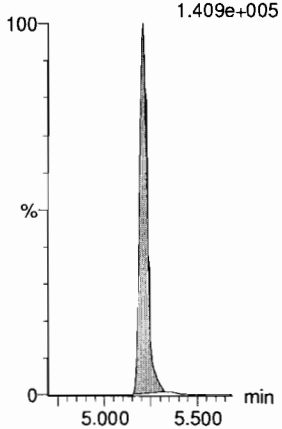

Dataset: F:\Projects\PFAS.PRO\Results\180928M1\180928M1-51.qld

Last Altered: Saturday, September 29, 2018 17:17:11 Pacific Daylight Time
Printed: Saturday, September 29, 2018 17:18:08 Pacific Daylight Time

Name: 180928M1_51, Date: 28-Sep-2018, Time: 20:15:51, ID: ST180928M1-4 PFC CS3 18I1706, Description: PFC CS3 18I1706

L-EtFOSAA
F51:MRM of 2 channels,ES-
584.1 > 419
1.096e+005

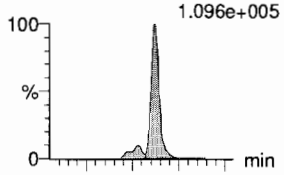

F51:MRM of 2 channels,ES-
584.1 > 526
6.941e+004

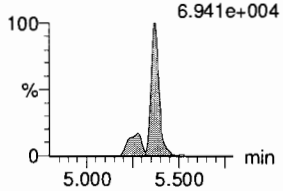

PFDoA
F54:MRM of 4 channels,ES-
612.9 > 569.0
4.826e+005

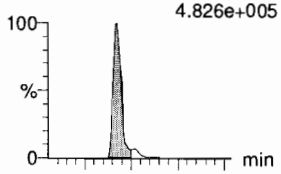

F54:MRM of 4 channels,ES-
612.9 > 318.8
5.143e+004

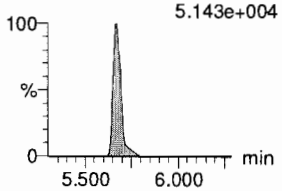

PFDS
F53:MRM of 2 channels,ES-
598.8 > 79.9
6.761e+004

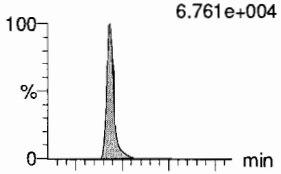

F53:MRM of 2 channels,ES-
598.8 > 98.9
4.080e+004

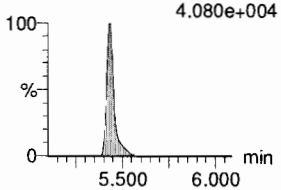

PFUdA
F46:MRM of 2 channels,ES-
563.0 > 518.9
3.698e+005

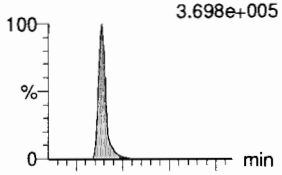

F46:MRM of 2 channels,ES-
563.0 > 269
2.934e+004

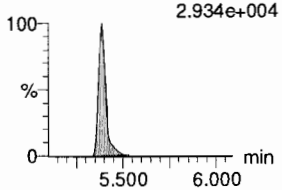

N-MeFOSA
F36:MRM of 2 channels,ES-
512.1 > 168.9
1.842e+005

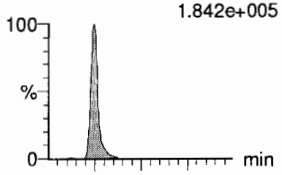

F36:MRM of 2 channels,ES-
512.1 > 219
1.240e+005

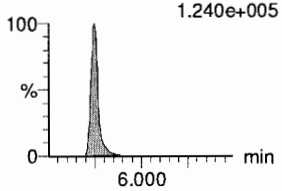

PFTrDA
F60:MRM of 2 channels,ES-
662.9 > 618.9
5.543e+005

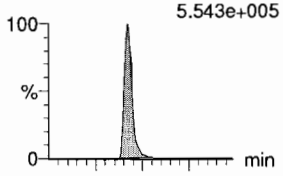

F60:MRM of 2 channels,ES-
662.9 > 319
1.746e+004

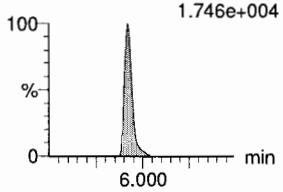

d5-N-EtFOSAA
F52:MRM of 1 channel,ES-
589.3 > 419
1.522e+005

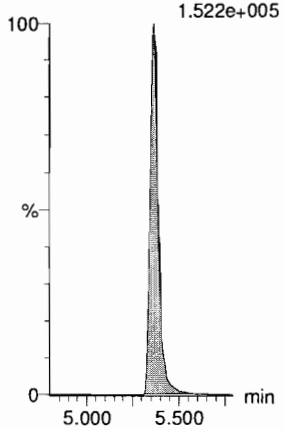

13C2-PFDoA
F55:MRM of 2 channels,ES-
615.0 > 569.7
4.339e+005

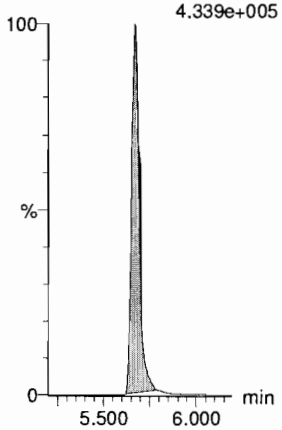

13C8-PFOS
F35:MRM of 1 channel,ES-
507.0 > 79.9
7.401e+004

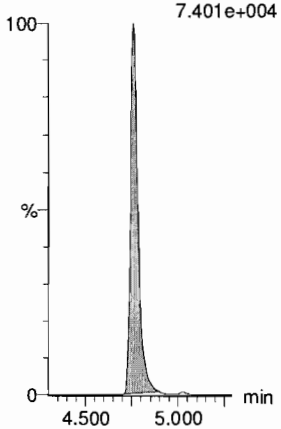

13C2-PFUdA
F47:MRM of 1 channel,ES-
565 > 519.8
4.460e+005

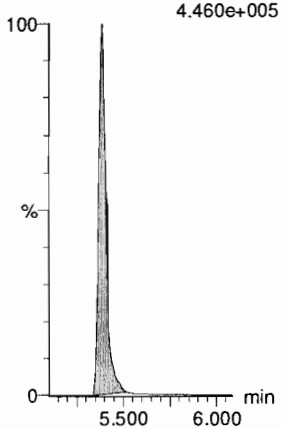

d3-N-MeFOSA
F39:MRM of 1 channel,ES-
515.2 > 168.9
5.656e+005

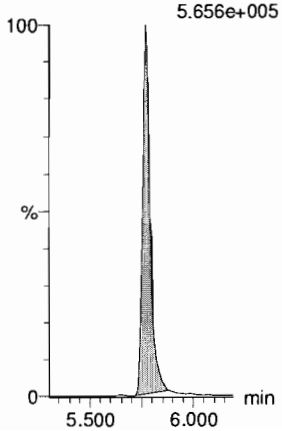

13C2-PFDoA
F55:MRM of 2 channels,ES-
615.0 > 569.7
4.339e+005

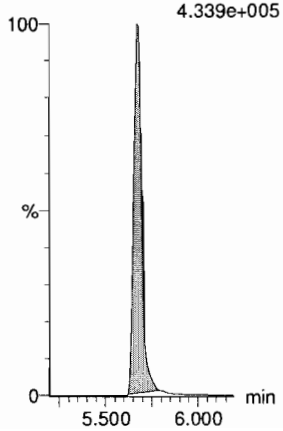

Dataset: F:\Projects\PFAS.PRO\Results\180928M1\180928M1-51.qld

Last Altered: Saturday, September 29, 2018 17:17:11 Pacific Daylight Time
Printed: Saturday, September 29, 2018 17:18:08 Pacific Daylight Time

Name: 180928M1_51, Date: 28-Sep-2018, Time: 20:15:51, ID: ST180928M1-4 PFC CS3 18I1706, Description: PFC CS3 18I1706

PFTeDA
F61:MRM of 2 channels,ES-
712.8 > 669.0
5.562e+005

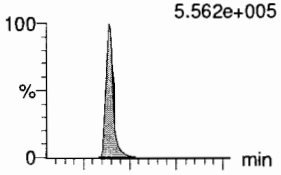

F61:MRM of 2 channels,ES-
712.8 > 368.9
4.177e+004

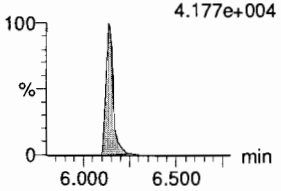

N-EtFOSA
F41:MRM of 2 channels,ES-
526.1 > 168.9
1.908e+005

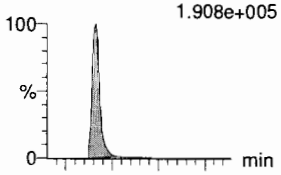

F41:MRM of 2 channels,ES-
526.1 > 219
1.281e+005

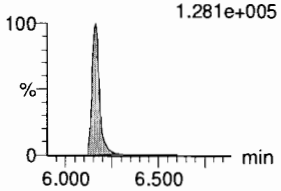

PFHxDA
F63:MRM of 2 channels,ES-
813.1 > 768.6
2.604e+005

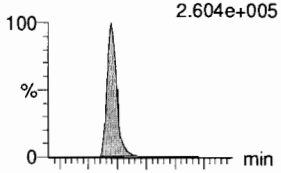

F63:MRM of 2 channels,ES-
813.1 > 219
7.899e+003

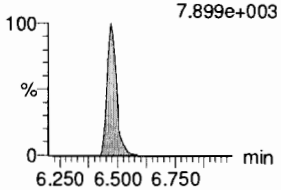

PFODA
F65:MRM of 1 channel,ES-
913.1 > 868.8
4.838e+005

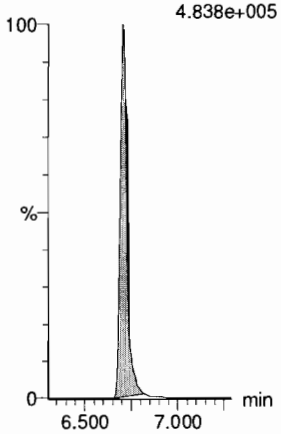

N-MeFOSE
F56:MRM of 1 channel,ES-
616.1 > 58.9
1.326e+005

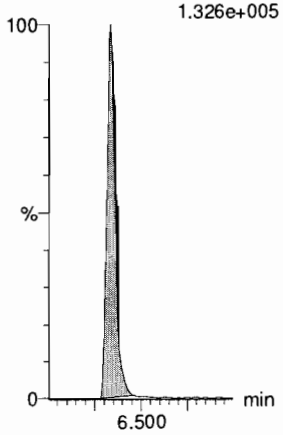

N-EtFOSE
F58:MRM of 1 channel,ES-
630.1 > 58.9
1.558e+005

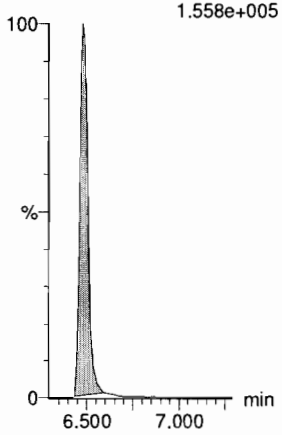

13C2-PFTeDA
F62:MRM of 2 channels,ES-
714.8 > 669.6
3.474e+005

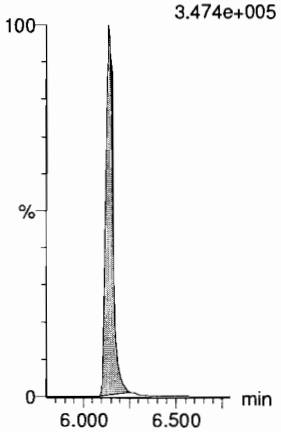

d5-N-ETFOSA
F44:MRM of 1 channel,ES-
531.1 > 168.9
6.302e+005

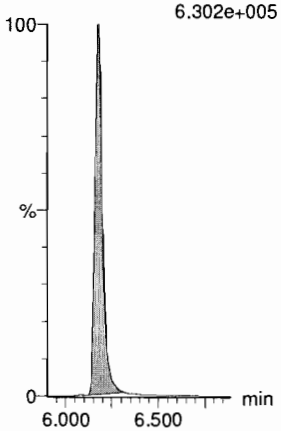

13C2-PFHxDA
F64:MRM of 1 channel,ES-
815 > 769.7
2.117e+005

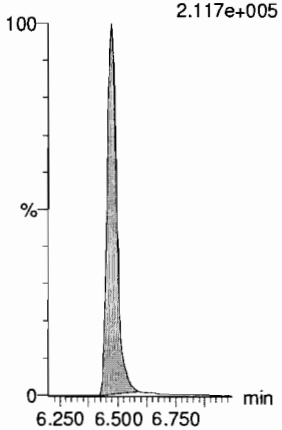

13C2-PFHxDA
F64:MRM of 1 channel,ES-
815 > 769.7
2.117e+005

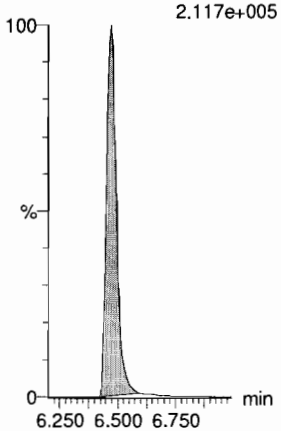

d7-N-MeFOSE
F57:MRM of 1 channel,ES-
623.1 > 58.9
4.191e+005

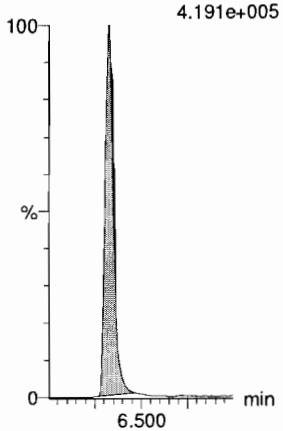

d9-N-EtFOSE
F59:MRM of 1 channel,ES-
639.2 > 58.8
4.530e+005

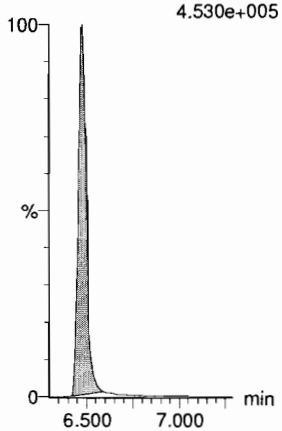

Dataset: F:\Projects\PFAS.PRO\Results\180928M1\180928M1-51.qld

Last Altered: Saturday, September 29, 2018 17:17:11 Pacific Daylight Time
Printed: Saturday, September 29, 2018 17:18:08 Pacific Daylight Time

Name: 180928M1_51, Date: 28-Sep-2018, Time: 20:15:51, ID: ST180928M1-4 PFC CS3 18I1706, Description: PFC CS3 18I1706

13C4-PFBA

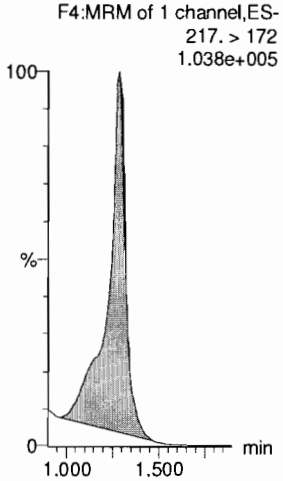

13C5-PFHxA

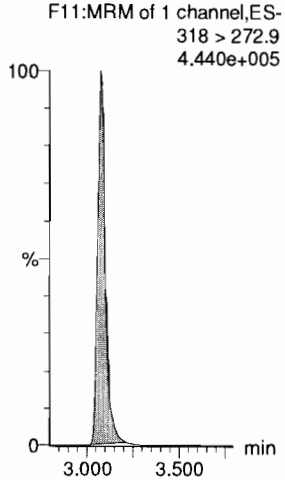

13C3-PFHxS

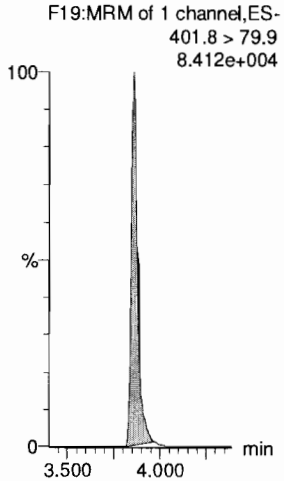

13C8-PFOA

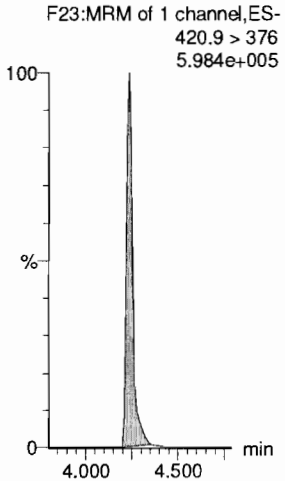

13C9-PFNA

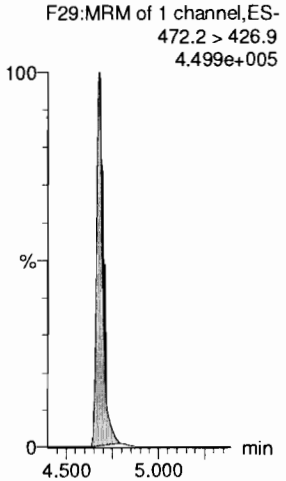

13C4-PFOS

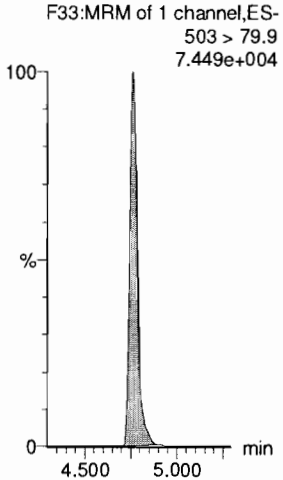

13C6-PFDA

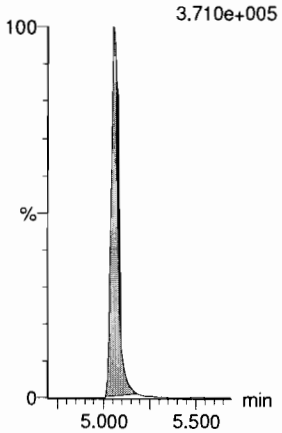

13C7-PFUdA

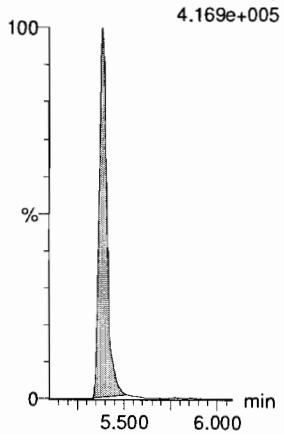

Dataset: F:\Projects\PFAS.PRO\Results\180928M1\180928M1-66.qld

Last Altered: Saturday, September 29, 2018 17:25:35 Pacific Daylight Time
Printed: Saturday, September 29, 2018 17:25:41 Pacific Daylight Time

Name: 180928M1_66, Date: 28-Sep-2018, Time: 22:54:56, ID: ST180928M1-5 PFC CS0 18I1703, Description: PFC CS0 18I1703

	#	Name	Trace	Area	IS Area	wt/vol	RT	Response	Conc.	%Rec	Recovery ...	Ion Ratio	Ratio Out?
1	1	PFBA	213.0 > 168.8	804.466	8822.783	1.00	1.29	1.140	1.1	108.4	NO		
2	2	PFPeA	263.1 > 218.9	1141.271	13789.483	1.00	2.28	1.035	1.0	101.9	NO		
3	3	PFBS	299.0 > 79.7	263.661	1916.559	1.00	2.58	1.720	1.0	96.6	NO	2.933	NO
4	4	4:2 FTS	327.2>307.2	276.410	3945.435	1.00	2.99	0.876	1.0	96.5	NO	1.797	NO
5	5	PFHxA	313 > 269	1693.747	8570.309	1.00	3.08	0.988	1.0	102.6	NO	14.188	NO
6	6	PFPeS	349.1>80.1	194.458	1916.559	1.00	3.28	1.268	1.0	100.9	NO	1.595	NO
7	36	13C3-PFBA	216.1 > 171.8	8822.783	11289.372	1.00	1.29	9.769	12.5	99.8	NO		
8	37	13C3-PFPeA	266. > 221.8	13789.483	21779.914	1.00	2.28	7.914	12.6	101.2	NO		
9	38	13C3-PFBS	302. > 98.8	1916.559	3587.325	1.00	2.57	6.678	12.5	100.1	NO		
10	39	13C2-4:2 FTS	329.2>308.9	3945.435	3587.325	1.00	2.99	13.748	12.9	103.4	NO		
11	40	13C2-PFHxA	315 > 270	8570.309	21779.914	1.00	3.08	4.919	4.9	97.0	NO		
12	38	13C3-PFBS	302. > 98.8	1916.559	3587.325	1.00	2.57	6.678	12.5	100.1	NO		
13	-1												
14	10	6:2 FTS	427.1 > 407	398.501	4036.448	1.00	4.18	1.234	1.2	116.6	NO	4.483	YES
15	7	PFHpA	363.0 > 318.9	1340.178	12793.096	1.00	3.70	1.309	1.0	103.1	NO	17.765	NO
16	8	L-PFHxS	398.9 > 79.6	259.163	1540.688	1.00	3.86	2.103	1.1	111.2	NO	1.984	NO
17	11	L-PFOA	412.8 > 368.9	1918.248	18313.971	1.00	4.24	1.309	0.9	89.5	NO	3.299	NO
18	13	PFHpS	449 > 80.0	261.077	3721.788	1.00	4.35	0.877	1.1	110.0	NO	2.066	NO
19	14	PFNA	463.0 > 418.8	1718.009	18551.334	1.00	4.68	1.158	1.0	97.0	NO	4.860	NO
20	43	13C2-6:2 FTS	429.1 > 408.9	4036.448	3848.586	1.00	4.18	13.110	12.4	98.9	NO		
21	41	13C4-PFHpA	367.2 > 321.8	12793.096	21779.914	1.00	3.70	7.342	12.8	102.1	NO		
22	42	18O2-PFHxS	403.0 > 102.6	1540.688	3587.325	1.00	3.86	5.369	11.9	95.2	NO		
23	44	13C2-PFOA	414.9 > 369.7	18313.971	24526.572	1.00	4.24	9.334	12.3	98.2	NO		
24	47	13C8-PFOS	507.0 > 79.9	3721.788	3848.586	1.00	4.76	12.088	11.8	94.7	NO		
25	45	13C5-PFNA	468.2 > 422.9	18551.334	18588.613	1.00	4.68	12.475	13.1	104.5	NO		
26	-1												
27	15	PFOSA	497.9 > 77.9	612.246	7020.738	1.00	4.74	1.090	1.0	103.4	NO	63.485	YES
28	16	L-PFOS	498.9 > 79.9	258.658	3721.788	1.00	4.76	0.869	0.9	89.0	NO	1.791	NO
29	18	PFDA	513 > 468.8	1672.521	16997.891	1.00	5.06	1.230	1.0	98.3	NO	6.135	NO
30	19	8:2 FTS	527 > 506.9	316.665	2778.914	1.00	5.02	1.424	0.9	94.3	NO	3.222	NO
31	20	PFNS	549.1 > 80.1	196.349	3721.788	1.00	5.12	0.659	1.0	99.5	NO	1.197	NO
32	21	L-MeFOSAA	570 > 419	757.778	7209.616	1.00	5.21	1.314	1.0	101.5	NO	2.611	NO
33	46	13C8-PFOSA	506.1 > 77.7	7020.738	21838.893	1.00	4.73	4.018	14.4	115.2	NO		
34	47	13C8-PFOS	507.0 > 79.9	3721.788	3848.586	1.00	4.76	12.088	11.8	94.7	NO		
35	48	13C2-PFDA	515.1 > 469.9	16997.891	16311.464	1.00	5.06	13.026	12.7	101.7	NO		
36	49	13C2-8:2 FTS	529.1 > 508.7	2778.914	3848.586	1.00	5.02	9.026	12.0	95.8	NO		

10/1/18

HBF 9/29/18

Dataset: F:\Projects\PFAS.PRO\Results\180928M1\180928M1-66.qld

Last Altered: Saturday, September 29, 2018 17:25:35 Pacific Daylight Time
Printed: Saturday, September 29, 2018 17:25:41 Pacific Daylight Time

Name: 180928M1_66, Date: 28-Sep-2018, Time: 22:54:56, ID: ST180928M1-5 PFC CS0 18I1703, Description: PFC CS0 18I1703

	#	Name	Trace	Area	IS Area	wt/vol	RT	Response	Conc.	%Rec	Recovery ...	Ion Ratio	Ratio Out?
37	47	13C8-PFOS	507.0 > 79.9	3721.788	3848.586	1.00	4.76	12.088	11.8	94.7	NO		
38	50	d3-N-MeFOSAA	573.3 > 419	7209.616	21838.893	1.00	5.20	4.127	11.5	91.6	NO		
39	-1												
40	23	L-EtFOSAA	584.1 > 419	583.307	8525.623	1.00	5.37	0.855	0.9	86.4	NO	1.176	NO
41	27	PFDoA	612.9 > 569.0	2439.353	21540.941	1.00	5.67	1.416	1.1	105.0	NO	10.080	NO
42	26	PFDS	598.8 > 79.9	293.492	3721.788	1.00	5.43	0.986	1.0	96.9	NO	1.536	NO
43	25	PFUdA	563.0 > 518.9	2038.131	21671.156	1.00	5.39	1.176	1.1	110.8	NO	14.216	NO
44	28	N-MeFOSA	512.1 > 168.9	847.704	26566.455	1.00	5.75	4.786	4.8	95.7	NO	1.411	NO
45	29	PFTrDA	662.9 > 618.9	2649.332	21540.941	1.00	5.92	1.537	1.0	96.1	NO	34.210	NO
46	52	d5-N-EtFOSAA	589.3 > 419	8525.623	21838.893	1.00	5.36	4.880	13.1	105.0	NO		
47	53	13C2-PFDoA	615.0 > 569.7	21540.941	16311.464	1.00	5.67	16.508	12.7	101.9	NO		
48	47	13C8-PFOS	507.0 > 79.9	3721.788	3848.586	1.00	4.76	12.088	11.8	94.7	NO		
49	51	13C2-PFUdA	565 > 519.8	21671.156	21838.893	1.00	5.39	12.404	11.9	95.6	NO		
50	54	d3-N-MeFOSA	515.2 > 168.9	26566.455	21838.893	1.00	5.77	15.206	154.8	103.2	NO		
51	53	13C2-PFDoA	615.0 > 569.7	21540.941	16311.464	1.00	5.67	16.508	12.7	101.9	NO		
52	-1												
53	30	PFTeDA	712.8 > 669.0	2692.215	15197.504	1.00	6.14	2.214	1.3	125.0	NO	16.021	NO
54	31	N-EtFOSA	526.1 > 168.9	938.704	31495.844	1.00	6.16	4.471	5.0	99.8	NO	1.546	NO
55	32	PFHxDA	813.1 > 768.6	1330.507	10452.327	1.00	6.47	0.636	0.9	91.8	NO	24.953	NO
56	33	PFODA	913.1 > 868.8	2083.977	10452.327	1.00	6.71	0.997	1.0	102.5	NO		
57	34	N-MeFOSE	616.1 > 58.9	715.086	23557.023	1.00	6.34	4.553	4.8	95.0	NO		
58	35	N-EtFOSE	630.1 > 58.9	743.270	22706.553	1.00	6.49	4.910	4.8	95.9	NO		
59	55	13C2-PFTeDA	714.8 > 669.6	15197.504	21838.893	1.00	6.14	8.699	9.9	79.2	NO		
60	56	d5-N-ETFOSA	531.1 > 168.9	31495.844	21838.893	1.00	6.17	18.027	156.6	104.4	NO		
61	57	13C2-PFHxDA	815 > 769.7	10452.327	21838.893	1.00	6.47	5.983	4.3	86.4	NO		
62	57	13C2-PFHxDA	815 > 769.7	10452.327	21838.893	1.00	6.47	5.983	4.3	86.4	NO		
63	58	d7-N-MeFOSE	623.1 > 58.9	23557.023	21838.893	1.00	6.32	13.483	166.0	110.7	NO		
64	59	d9-N-EtFOSE	639.2 > 58.8	22706.553	21838.893	1.00	6.48	12.997	156.6	104.4	NO		
65	-1												
66	60	13C4-PFBA	217. > 172	11289.372	11289.372	1.00	1.29	12.500	12.5	100.0	NO		
67	61	13C5-PFHxA	318 > 272.9	21779.914	21779.914	1.00	3.08	12.500	12.5	100.0	NO		
68	62	13C3-PFHxS	401.8 > 79.9	3587.325	3587.325	1.00	3.86	12.500	12.5	100.0	NO		
69	63	13C8-PFOA	420.9 > 376	24526.572	24526.572	1.00	4.23	12.500	12.5	100.0	NO		
70	64	13C9-PFNA	472.2 > 426.9	18588.613	18588.613	1.00	4.68	12.500	12.5	100.0	NO		
71	65	13C4-PFOS	503 > 79.9	3848.586	3848.586	1.00	4.76	12.500	12.5	100.0	NO		
72	66	13C6-PFDA	519.1 > 473.7	16311.464	16311.464	1.00	5.06	12.500	12.5	100.0	NO		

Dataset: F:\Projects\PFAS.PRO\Results\180928M1\180928M1-66.qld

Last Altered: Saturday, September 29, 2018 17:25:35 Pacific Daylight Time
Printed: Saturday, September 29, 2018 17:25:41 Pacific Daylight Time

Name: 180928M1_66, Date: 28-Sep-2018, Time: 22:54:56, ID: ST180928M1-5 PFC CS0 18I1703, Description: PFC CS0 18I1703

	#	Name	Trace	Area	IS Area	wt/vol	RT	Response	Conc.	%Rec	Recovery ...	Ion Ratio	Ratio Out?
73	67	13C7-PFUdA	570.1 > 524.8	21838.893	21838.893	1.00	5.39	12.500	12.5	100.0	NO		

Quantify Compound Summary Report **MassLynx MassLynx V4.1 SCN945 SCN960**
Vista Analytical Laboratory

Dataset: Untitled

Last Altered: Sunday, September 30, 2018 09:41:52 Pacific Daylight Time
Printed: Sunday, September 30, 2018 09:43:27 Pacific Daylight Time

Method: F:\Projects\PFAS.PRO\MethDB\PFAS_FULL_80C_092818.mdb 29 Sep 2018 16:55:53
Calibration: F:\Projects\PFAS.PRO\CurveDB\C18_VAL-PFAS_Q4_09-27-18.cdb 28 Sep 2018 09:49:55

Compound name: PFBA

	#	Name	ID	Acq.Date	Acq.Time
1	1	180928M1_1	IPA	28-Sep-18	11:13:38
2	2	180928M1_2	ST180928M1-1 PFC CS0 18I1703	28-Sep-18	11:24:10
3	3	180928M1_3	IPA	28-Sep-18	11:34:48
4	4	180928M1_4	1802894-01 FM1808290925MK 0.02037	28-Sep-18	11:48:48
5	5	180928M1_5	1802894-02 SW1808290930MK 0.26376	28-Sep-18	11:59:22
6	6	180928M1_6	1802894-04 SW1808291435MK 0.25853	28-Sep-18	12:09:55
7	7	180928M1_7	1802895-01@5X 93789.17 5.06	28-Sep-18	12:20:33
8	8	180928M1_8	B8I0160-BS1 OPR 0.125	28-Sep-18	12:31:05
9	9	180928M1_9	B8I0160-BLK1 Method Blank 0.125	28-Sep-18	12:41:44
10	10	180928M1_10	B8I0160-MS1 Matrix Spike 0.11671	28-Sep-18	12:52:22
11	11	180928M1_11	B8I0160-MSD1 Matrix Spike Dup 0.11797	28-Sep-18	13:02:55
12	12	180928M1_12	1803102-01 OF-INF01-092018 0.11589	28-Sep-18	13:13:34
13	13	180928M1_13	1803102-02 OF-SAC01-092018 0.11487	28-Sep-18	13:24:12
14	14	180928M1_14	1803102-03 OF-MID01-092018 0.1169	28-Sep-18	13:34:45
15	15	180928M1_15	1803102-04 OF-EFF01-092018 0.11584	28-Sep-18	13:45:23
16	16	180928M1_16	1803102-05 OF-INF01-WT-092018 0.11...	28-Sep-18	14:04:29
17	17	180928M1_17	1803102-06 OF-MID01-WT-092018 0.1...	28-Sep-18	14:15:03
18	18	180928M1_18	IPA	28-Sep-18	14:25:41
19	19	180928M1_19	ST180928M1-2 PFC CS3 18I1706	28-Sep-18	14:36:14
20	20	180928M1_20	1803102-07 OF-EFF01-WT-092018 0.1...	28-Sep-18	14:46:53
21	21	180928M1_21	1803102-08 OF-EFF01P-WT-092018 0....	28-Sep-18	14:57:25
22	22	180928M1_22	1803102-09 OF-FB01-WT-092018 0.11...	28-Sep-18	15:08:03
23	23	180928M1_23	B8I0165-BS1 OPR 1	28-Sep-18	15:18:37
24	24	180928M1_24	B8I0165-BLK1 Method Blank 1	28-Sep-18	15:29:16
25	25	180928M1_25	B8I0165-MS1 Matrix Spike 1.32	28-Sep-18	15:39:49
26	26	180928M1_26	B8I0165-MSD1 Matrix Spike Dup 1.31	28-Sep-18	15:50:27
27	27	180928M1_27	1802726-01RE1 DPT-10 (1.5-2.2) 1.09	28-Sep-18	16:01:00
28	28	180928M1_28	1802726-03RE1 DPT-09 (6.9-7.9) 1.14	28-Sep-18	16:12:04
29	29	180928M1_29	1802726-05RE1 DPT-08 (4.1-5.1) 1.28	28-Sep-18	16:22:40
30	30	180928M1_30	1802726-08RE1 DPT-05 (5-6) 1.39	28-Sep-18	16:33:14
31	31	180928M1_31	1802726-09RE1 DPT-05 (8-9) 1.23	28-Sep-18	16:43:52
32	32	180928M1_32	1802726-10RE1 DPT-03 (0-1) 1.11	28-Sep-18	16:54:25

Vista Analytical Laboratory

Dataset: Untitled

Last Altered: Sunday, September 30, 2018 09:41:52 Pacific Daylight Time
Printed: Sunday, September 30, 2018 09:43:27 Pacific Daylight Time

Compound name: PFBA

	#	Name	ID	Acq.Date	Acq.Time
33	33	180928M1_33	1802726-13RE1 DPT-01 (7-8) 1.35	28-Sep-18	17:05:04
34	34	180928M1_34	1802726-15RE1 DPT-02 (9-10) 1.12	28-Sep-18	17:15:36
35	35	180928M1_35	IPA	28-Sep-18	17:26:15
36	36	180928M1_36	ST180928M1-3 PFC CS3 18I1706	28-Sep-18	17:36:47
37	37	180928M1_37	1802726-16RE1 DPT-02 (13-14) 1.17	28-Sep-18	17:47:25
38	38	180928M1_38	1802726-18RE1 DPT-DUP 2 1.13	28-Sep-18	17:58:04
39	39	180928M1_39	B8I0191-BLK1 Method Blank 0.25	28-Sep-18	18:08:37
40	40	180928M1_40	B8I0191-BS1 OPR 0.25	28-Sep-18	18:19:15
41	41	180928M1_41	1803144-01 WMP1809241105PT 0.244...	28-Sep-18	18:29:48
42	42	180928M1_42	1803144-02 WMP1809241112PT 0.248...	28-Sep-18	18:40:27
43	43	180928M1_43	1803144-03 WMP1809241117PT 0.248...	28-Sep-18	18:51:00
44	44	180928M1_44	1803146-01 GW1809210945MK 0.25567	28-Sep-18	19:01:39
45	45	180928M1_45	1803146-02 GW1809211100MK 0.24701	28-Sep-18	19:12:17
46	46	180928M1_46	1802900-01@5X PW1809041355GC 0....	28-Sep-18	19:22:51
47	47	180928M1_47	IPA	28-Sep-18	19:33:29
48	48	180928M1_48	1802900-02 PW1809041415GC 0.22528	28-Sep-18	19:44:01
49	49	180928M1_49	1802900-03@5X PW1809041445GC 0....	28-Sep-18	19:54:40
50	50	180928M1_50	IPA	28-Sep-18	20:05:18
51	51	180928M1_51	ST180928M1-4 PFC CS3 18I1706	28-Sep-18	20:15:51
52	52	180928M1_52	B8I0130-BS1 OPR 1	28-Sep-18	20:26:30
53	53	180928M1_53	B8I0130-BLK1 Method Blank 1	28-Sep-18	20:37:02
54	54	180928M1_54	B8I0130-MS1 Matrix Spike 1.09	28-Sep-18	20:47:41
55	55	180928M1_55	B8I0130-MSD1 Matrix Spike Dup 1.11	28-Sep-18	20:58:19
56	56	180928M1_56	1802992-08 18Q3SS035-TMW0401-S...	28-Sep-18	21:08:52
57	57	180928M1_57	1802992-09 18Q3SS035-TMW0402-S...	28-Sep-18	21:19:31
58	58	180928M1_58	1802992-10 18Q3SS035-TMW0301-S...	28-Sep-18	21:30:04
59	59	180928M1_59	1802992-11 18Q3SS035-TMW0302-SO...	28-Sep-18	21:40:42
60	60	180928M1_60	1802992-12 18Q3SS035-SB2503-SO-0...	28-Sep-18	21:51:15
61	61	180928M1_61	1802992-13 18Q3SS035-SB2603-SO-0...	28-Sep-18	22:01:54
62	62	180928M1_62	B8I0100-BS1 OPR 0.25	28-Sep-18	22:12:27
63	63	180928M1_63	B8I0100-BLK1 Method Blank 0.25	28-Sep-18	22:23:06
64	64	180928M1_64	1802982-01@10X FM1809061700GC 0...	28-Sep-18	22:33:44
65	65	180928M1_65	IPA	28-Sep-18	22:44:17
66	66	180928M1_66	ST180928M1-5 PFC CS0 18I1703	28-Sep-18	22:54:56
67	67	180928M1_67	ST180928M1-6 PFC CS3 18I1706	28-Sep-18	23:05:29
68	68	180928M1_68	1802982-02 SW1809061705GC 0.2508	28-Sep-18	23:16:08

Quantify Compound Summary Report **MassLynx MassLynx V4.1 SCN945 SCN960**
Vista Analytical Laboratory

Dataset: Untitled

Last Altered: Sunday, September 30, 2018 09:41:52 Pacific Daylight Time
Printed: Sunday, September 30, 2018 09:43:27 Pacific Daylight Time

Compound name: PFBA

	#	Name	ID	Acq.Date	Acq.Time
69	69	180928M1_69	B8I0081-BLK1 Method Blank 0.25	28-Sep-18	23:26:41
70	70	180928M1_70	B8I0081-BS1 OPR 0.25	28-Sep-18	23:37:19
71	71	180928M1_71	1802896-01 Bemidji Pilot APR2 lead 0.2...	28-Sep-18	23:47:52
72	72	180928M1_72	1802896-02 Bemidji Pilot PSR2 + 0.25556	28-Sep-18	23:58:30
73	73	180928M1_73	1802896-03 Bemidji Pilot APR2 Lag 0.257	29-Sep-18	00:09:03
74	74	180928M1_74	1802896-04 Bemidji Pilot PSR2 + Lag 0....	29-Sep-18	00:19:42
75	75	180928M1_75	1802909-01 SWIN1808301300GGA 0.2...	29-Sep-18	00:30:15
76	76	180928M1_76	1802909-02 SWEF1808301310GGA 0....	29-Sep-18	00:40:53
77	77	180928M1_77	B8I0208-BS1 OPR 0.125	29-Sep-18	00:51:27
78	78	180928M1_78	B8I0208-BLK1 Method Blank 0.125	29-Sep-18	01:02:06
79	79	180928M1_79	1803074-01@250 S-W FIRE SYSTEM ...	29-Sep-18	01:12:44
80	80	180928M1_80	1803074-01@500 S-W FIRE SYSTEM ...	29-Sep-18	01:23:17
81	81	180928M1_81	1803074-01@1000 S-W FIRE SYSTEM...	29-Sep-18	01:33:55
82	82	180928M1_82	IPA	29-Sep-18	01:44:28
83	83	180928M1_83	ST180928M1-7 PFC CS3 18I1706	29-Sep-18	01:55:06
84	84	180928M1_84	B8I0138-BLK1 Method Blank 0.25	29-Sep-18	02:05:39
85	85	180928M1_85	B8I0138-BS1 OPR 0.25	29-Sep-18	02:16:17
86	86	180928M1_86	1803006-01 1809346-01A 0.23756	29-Sep-18	02:26:50
87	87	180928M1_87	1803006-02 1809346-02A 0.24166	29-Sep-18	02:37:29
88	88	180928M1_88	1803007-01 1809347-01A 0.22883	29-Sep-18	02:47:59
89	89	180928M1_89	1803007-02 1809347-02A 0.23027	29-Sep-18	02:58:37
90	90	180928M1_90	1803007-03 1809347-03A 0.25431	29-Sep-18	03:09:10
91	91	180928M1_91	1803031-01 SWIN1809100900GGA 0.2...	29-Sep-18	03:19:48
92	92	180928M1_92	1803031-02 SWEF1809100930GGA 0....	29-Sep-18	03:30:21
93	93	180928M1_93	1803033-01 SWIN1809081500GGA 0.2...	29-Sep-18	03:40:59
94	94	180928M1_94	1803033-02 SWEF1809081510GGA 0....	29-Sep-18	03:51:32
95	95	180928M1_95	1803047-01 SW1809131040SK 0.24106	29-Sep-18	04:02:10
96	96	180928M1_96	IPA	29-Sep-18	04:12:43
97	97	180928M1_97	ST180928M1-8 PFC CS3 18I1706	29-Sep-18	04:23:21
98	98	180928M1_98	1803047-02 SW1809131055SK 0.23748	29-Sep-18	04:34:00
99	99	180928M1_99	1803047-03 SW1809131140SK 0.24539	29-Sep-18	04:44:32
100	1...	180928M1_100	1803047-04 SW1809131210SK 0.24305	29-Sep-18	04:55:11
101	1...	180928M1_101	IPA	29-Sep-18	05:05:49
102	1...	180928M1_102	ST180928M1-9 PFC CS3 18I1706	29-Sep-18	05:16:22
103	1...	180928M1_103	SALTWATER BLK QC	29-Sep-18	05:27:00
104	1...	180928M1_104	SALTWATER BS1 QC	29-Sep-18	05:37:34

Dataset: Untitled

Last Altered: Sunday, September 30, 2018 09:41:52 Pacific Daylight Time
Printed: Sunday, September 30, 2018 09:43:27 Pacific Daylight Time

Compound name: PFBA

	#	Name	ID	Acq.Date	Acq.Time
105	1...	180928M1_105	1 BLK	29-Sep-18	05:48:13
106	1...	180928M1_106	1 BS1	29-Sep-18	05:58:51
107	1...	180928M1_107	2 BLK	29-Sep-18	06:09:24
108	1...	180928M1_108	2 BS1	29-Sep-18	06:20:02
109	1...	180928M1_109	3 BLK	29-Sep-18	06:30:34
110	1...	180928M1_110	3 BS1	29-Sep-18	06:41:12
111	1...	180928M1_111	4 BLK	29-Sep-18	06:51:44
112	1...	180928M1_112	4 BS1	29-Sep-18	07:02:23
113	1...	180928M1_113	5 BLK	29-Sep-18	07:12:55
114	1...	180928M1_114	5 BS1	29-Sep-18	07:23:34
115	1...	180928M1_115	6 BLK	29-Sep-18	07:34:06
116	1...	180928M1_116	6 BS1	29-Sep-18	07:44:44
117	1...	180928M1_117	7 BLK	29-Sep-18	07:55:18
118	1...	180928M1_118	7 BS1	29-Sep-18	08:05:56

Vista Analytical Laboratory

Dataset: F:\Projects\PFAS.PRO\Results\180928M1\180928M1-66.qld

Last Altered: Saturday, September 29, 2018 17:25:35 Pacific Daylight Time
Printed: Saturday, September 29, 2018 17:25:41 Pacific Daylight Time

Method: F:\Projects\PFAS.PRO\MethDB\PFAS_FULL_80C_092818.mdb 29 Sep 2018 16:55:53
Calibration: F:\Projects\PFAS.PRO\CurveDB\C18_VAL-PFAS_Q4_09-27-18.cdb 28 Sep 2018 09:49:55

Name: 180928M1_66, Date: 28-Sep-2018, Time: 22:54:56, ID: ST180928M1-5 PFC CS0 18I1703, Description: PFC CS0 18I1703

PFBA
F2:MRM of 1 channel,ES-
213.0 > 168.8
9.234e+003

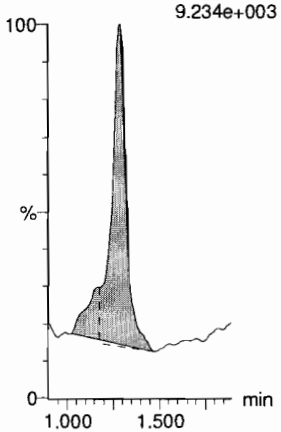

PFPeA
F5:MRM of 1 channel,ES-
263.1 > 218.9
2.094e+004

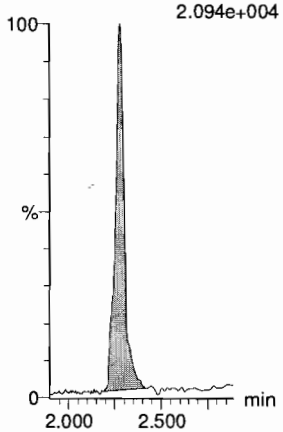

PFBS
F7:MRM of 2 channels,ES-
299.0 > 79.7
5.563e+003

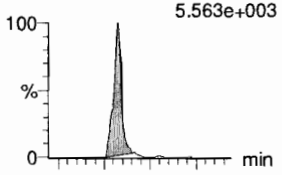

F7:MRM of 2 channels,ES-
299.0 > 99.0
1.838e+003

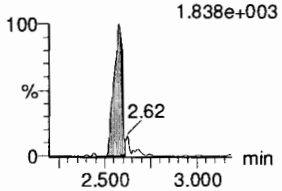

4:2 FTS
F12:MRM of 2 channels,ES-
327.2 > 307.2
6.224e+003

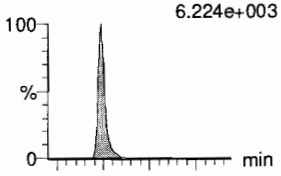

F12:MRM of 2 channels,ES-
327.2 > 81.1
3.365e+003

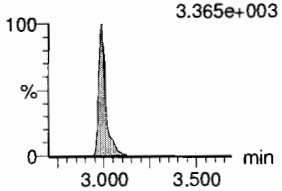

PFHxA
F9:MRM of 2 channels,ES-
313 > 269
PFHxA3.598e+004

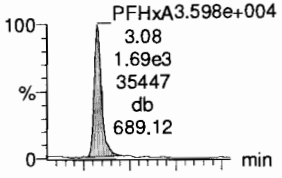

F9:MRM of 2 channels,ES-
313 > 118.9
2.513e+003

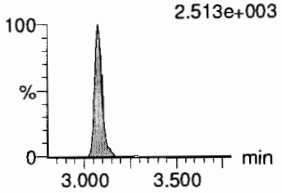

PFPeS
F15:MRM of 2 channels,ES-
349.1 > 80.1
5.161e+003

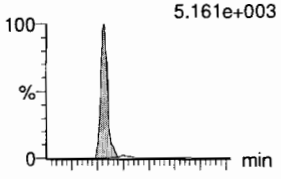

F15:MRM of 2 channels,ES-
349.1 > 99
3.351e+003

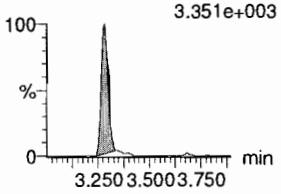

13C3-PFBA
F3:MRM of 1 channel,ES-
216.1 > 171.8
8.415e+004

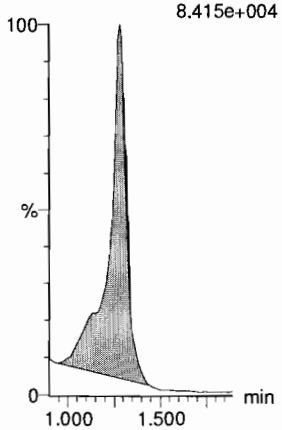

13C3-PFPeA
F6:MRM of 1 channel,ES-
266. > 221.8
2.602e+005

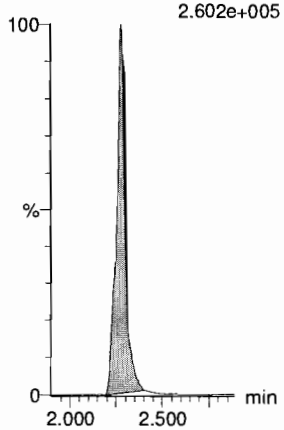

13C3-PFBS
F8:MRM of 1 channel,ES-
302. > 98.8
3.814e+004

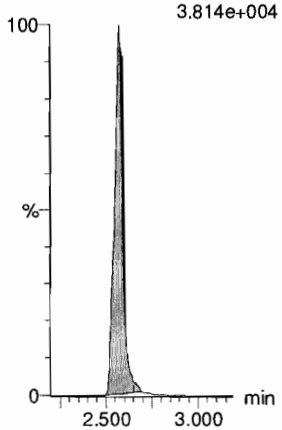

13C2-4:2 FTS
F13:MRM of 1 channel,ES-
329.2 > 308.9
9.389e+004

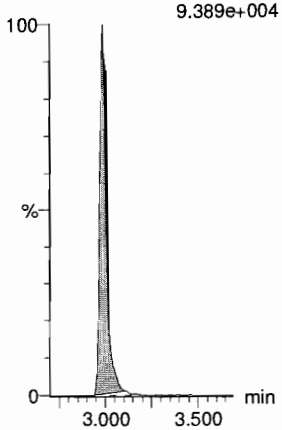

13C2-PFHxA
F10:MRM of 1 channel,ES-
315 > 270
1.826e+005

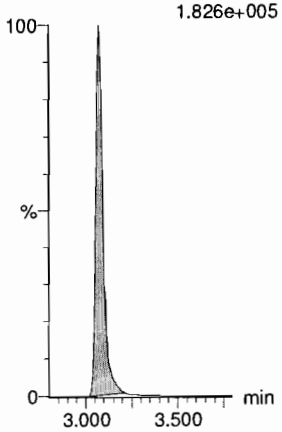

13C3-PFBS
F8:MRM of 1 channel,ES-
302. > 98.8
3.814e+004

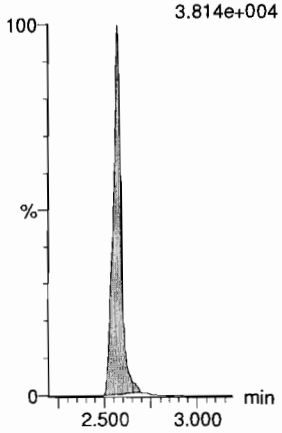

Vista Analytical Laboratory

Dataset: F:\Projects\PFAS.PRO\Results\180928M1\180928M1-66.qld

Last Altered: Saturday, September 29, 2018 17:25:35 Pacific Daylight Time
Printed: Saturday, September 29, 2018 17:25:41 Pacific Daylight Time

Name: 180928M1_66, Date: 28-Sep-2018, Time: 22:54:56, ID: ST180928M1-5 PFC CS0 18I1703, Description: PFC CS0 18I1703

6:2 FTS

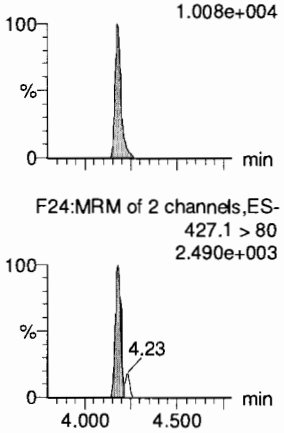

PFHpA

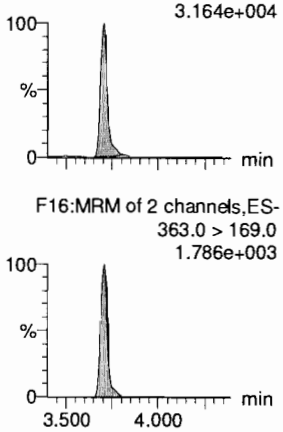

L-PFHxS

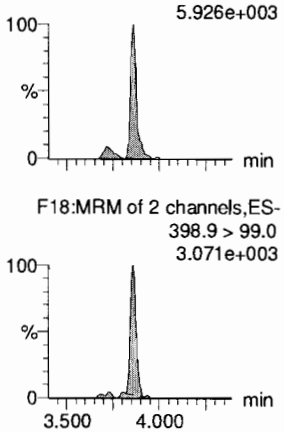

L-PFOA

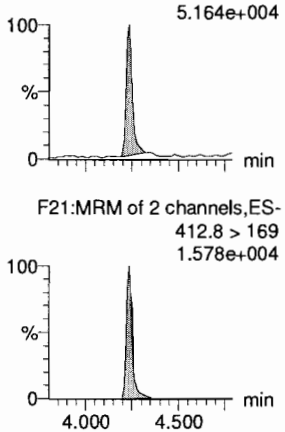

PFHpS

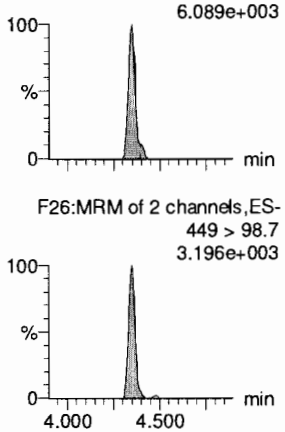

PFNA

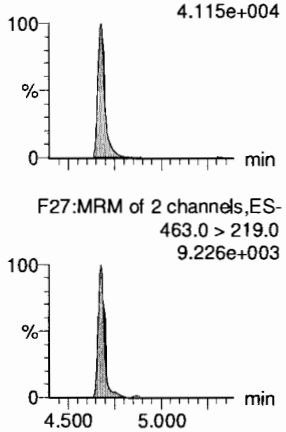

13C2-6:2 FTS

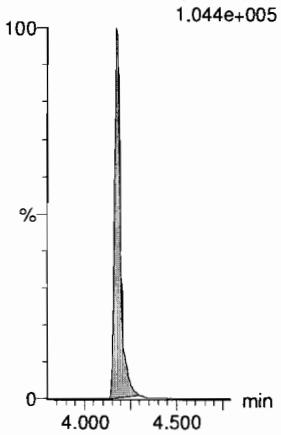

13C4-PFHpA

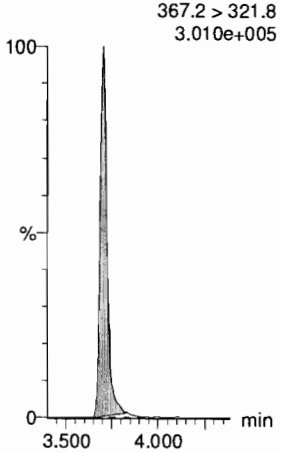

18O2-PFHxS

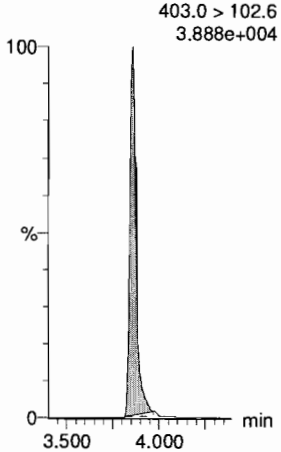

13C2-PFOA

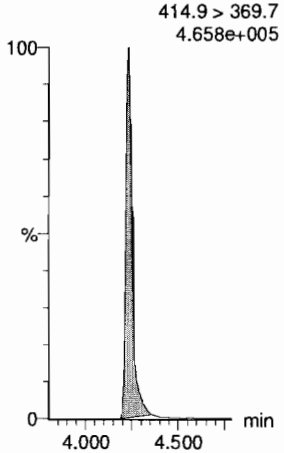

13C8-PFOS

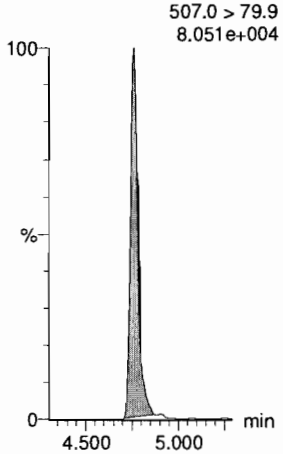

13C5-PFNA

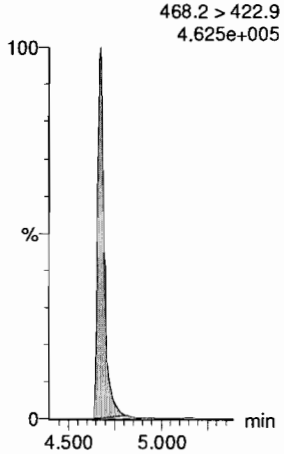

Vista Analytical Laboratory

Dataset: F:\Projects\PFAS.PRO\Results\180928M1\180928M1-66.qld

Last Altered: Saturday, September 29, 2018 17:25:35 Pacific Daylight Time
Printed: Saturday, September 29, 2018 17:25:41 Pacific Daylight Time

Name: 180928M1_66, Date: 28-Sep-2018, Time: 22:54:56, ID: ST180928M1-5 PFC CS0 18I1703, Description: PFC CS0 18I1703

PFOSA

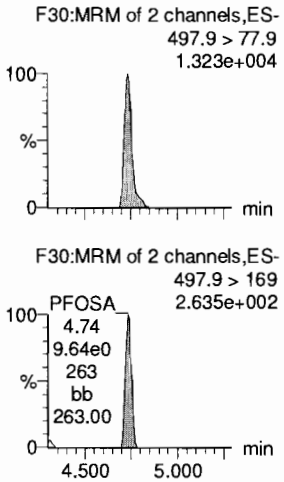

L-PFOS

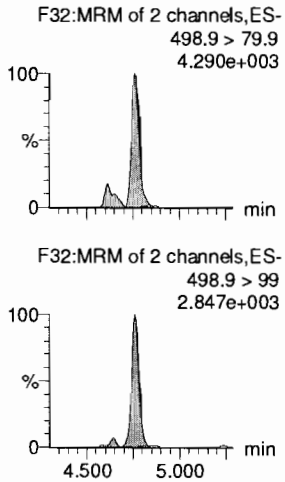

PFDA

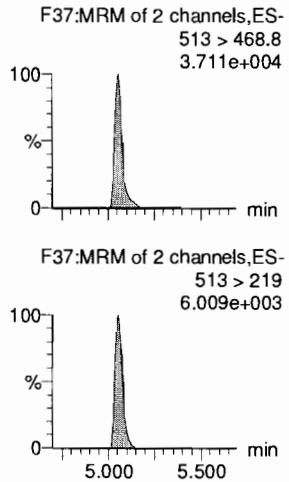

8:2 FTS

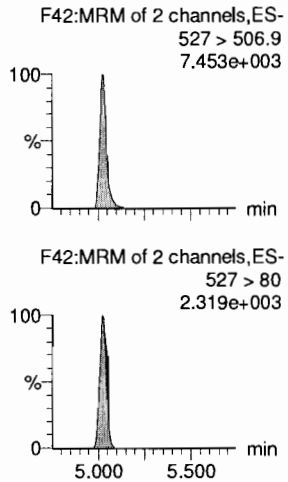

PFNS

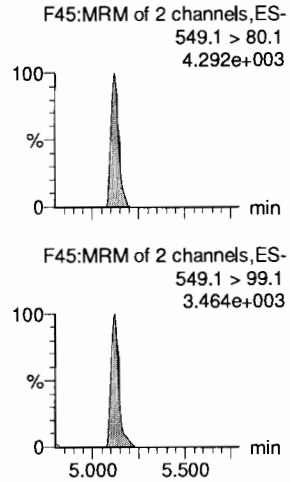

L-MeFOSAA

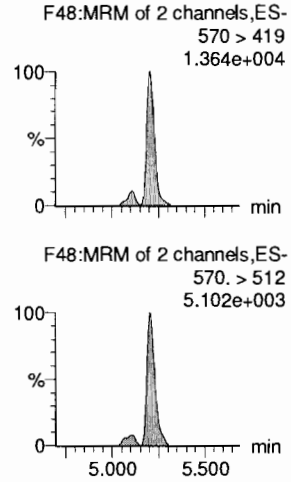

13C8-PFOSA

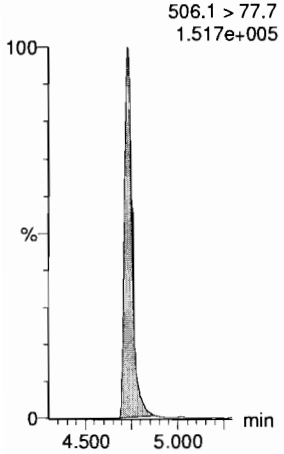

13C8-PFOS

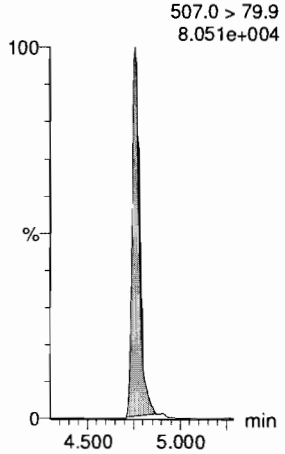

13C2-PFDA

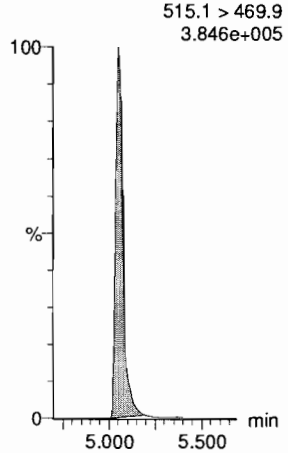

13C2-8:2 FTS

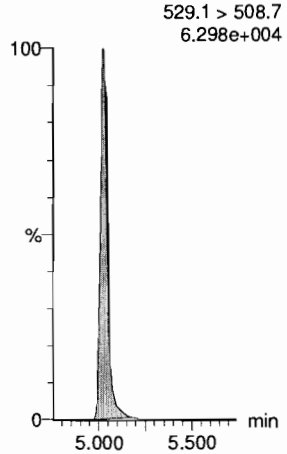

13C8-PFOS

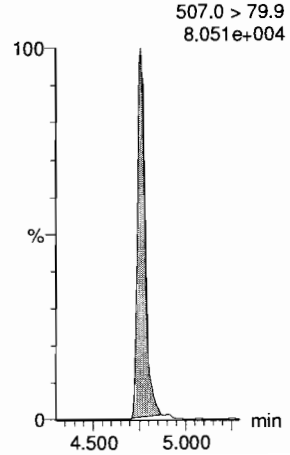

d3-N-MeFOSAA

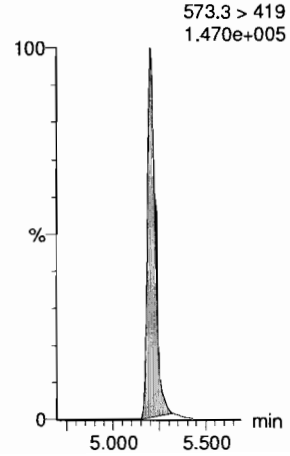

Vista Analytical Laboratory

Dataset: F:\Projects\PFAS.PRO\Results\180928M1\180928M1-66.qld

Last Altered: Saturday, September 29, 2018 17:25:35 Pacific Daylight Time
Printed: Saturday, September 29, 2018 17:25:41 Pacific Daylight Time

Name: 180928M1_66, Date: 28-Sep-2018, Time: 22:54:56, ID: ST180928M1-5 PFC CS0 18I1703, Description: PFC CS0 18I1703

L-EtFOSAA

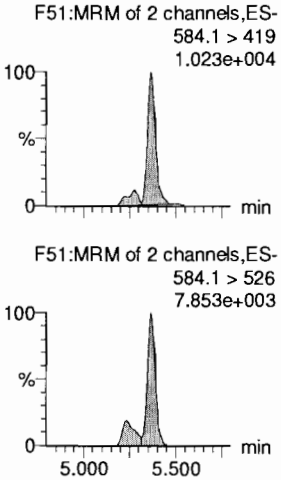

PFDoA

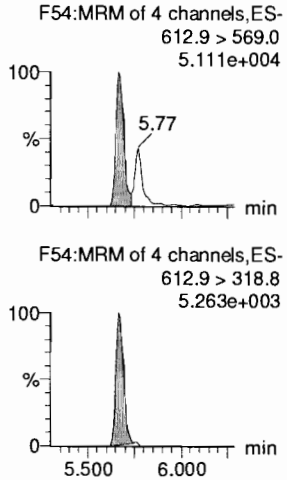

PFDS

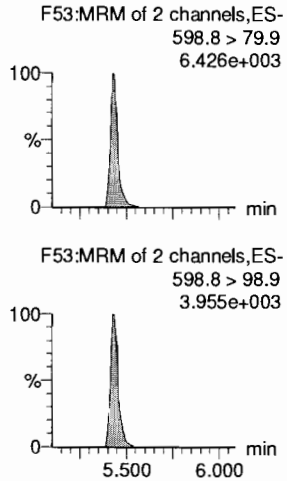

PFUdA

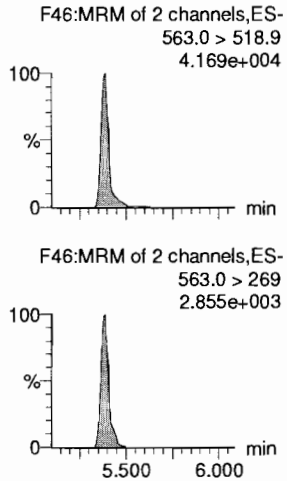

N-MeFOSA

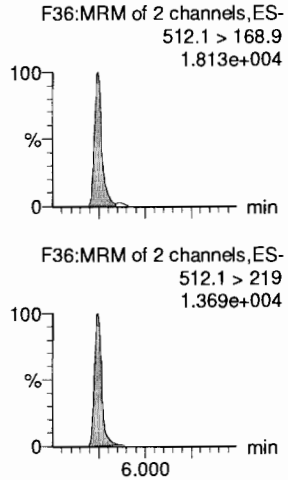

PFTrDA

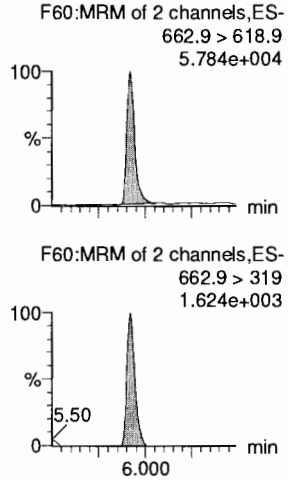

d5-N-EtFOSAA

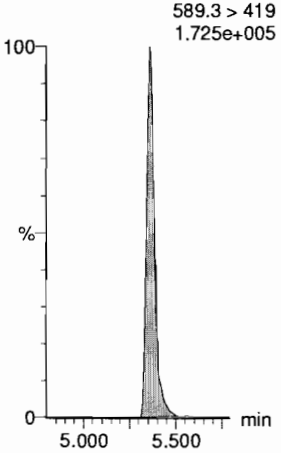

13C2-PFDoA

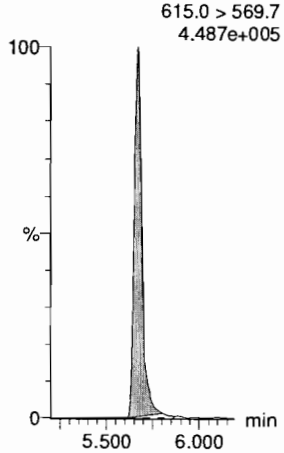

13C8-PFOS

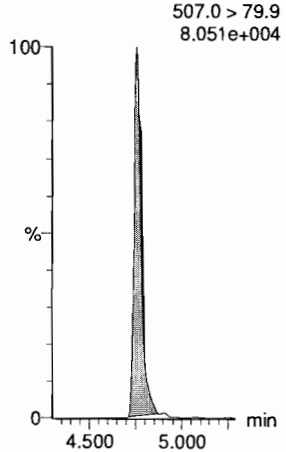

13C2-PFUdA

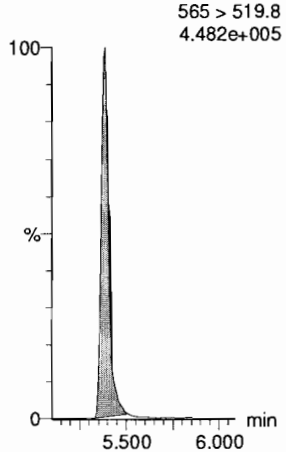

d3-N-MeFOSA

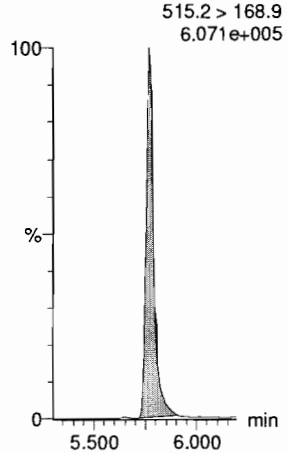

13C2-PFDoA

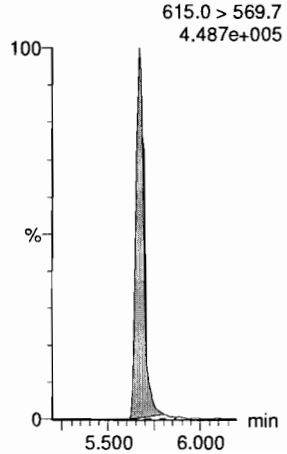

Vista Analytical Laboratory

Dataset: F:\Projects\PFAS.PRO\Results\180928M1\180928M1-66.qld

Last Altered: Saturday, September 29, 2018 17:25:35 Pacific Daylight Time
Printed: Saturday, September 29, 2018 17:25:41 Pacific Daylight Time

Name: 180928M1_66, Date: 28-Sep-2018, Time: 22:54:56, ID: ST180928M1-5 PFC CS0 18I1703, Description: PFC CS0 18I1703

PFTeDA
F61:MRM of 2 channels,ES-
712.8 > 669.0
6.256e+004

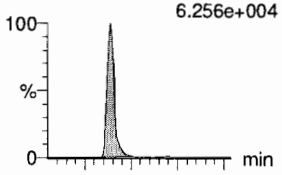

F61:MRM of 2 channels,ES-
712.8 > 368.9
3.608e+003

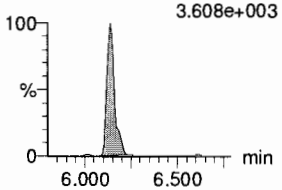

N-EtFOSA
F41:MRM of 2 channels,ES-
526.1 > 168.9
2.058e+004

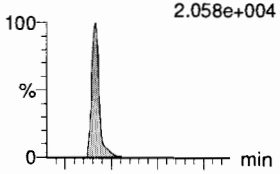

F41:MRM of 2 channels,ES-
526.1 > 219
1.273e+004

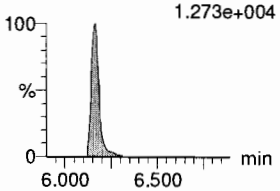

PFHxDA
F63:MRM of 2 channels,ES-
813.1 > 768.6
2.816e+004

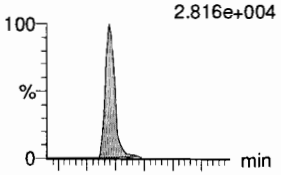

F63:MRM of 2 channels,ES-
813.1 > 219
1.096e+003

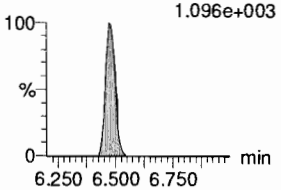

PFODA
F65:MRM of 1 channel,ES-
913.1 > 868.8
4.835e+004

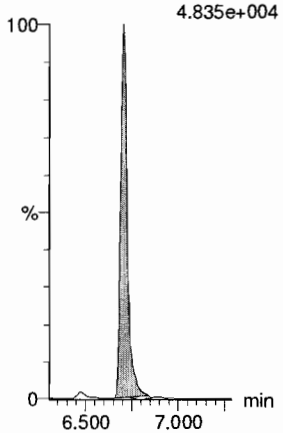

N-MeFOSE
F56:MRM of 1 channel,ES-
616.1 > 58.9
1.357e+004

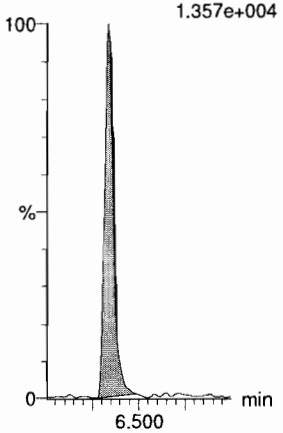

N-EtFOSE
F58:MRM of 1 channel,ES-
630.1 > 58.9
1.574e+004

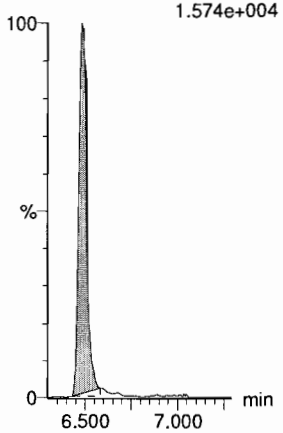

13C2-PFTeDA
F62:MRM of 2 channels,ES-
714.8 > 669.6
3.447e+005

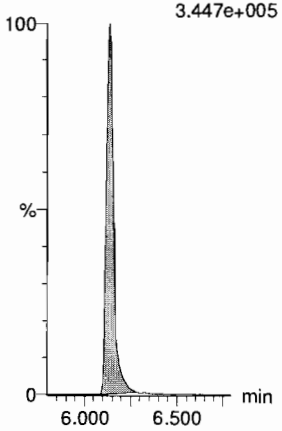

d5-N-ETFOSA
F44:MRM of 1 channel,ES-
531.1 > 168.9
6.782e+005

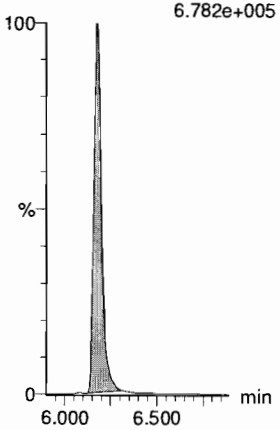

13C2-PFHxDA
F64:MRM of 1 channel,ES-
815 > 769.7
2.171e+005

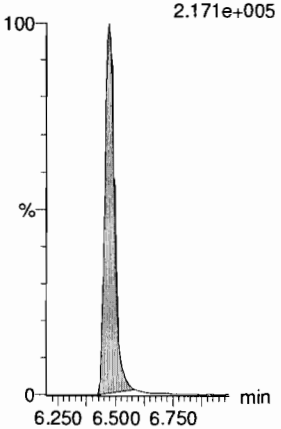

13C2-PFHxDA
F64:MRM of 1 channel,ES-
815 > 769.7
2.171e+005

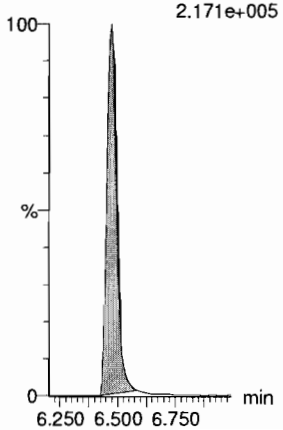

d7-N-MeFOSE
F57:MRM of 1 channel,ES-
623.1 > 58.9
4.733e+005

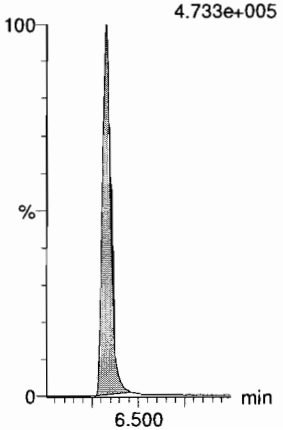

d9-N-EtFOSE
F59:MRM of 1 channel,ES-
639.2 > 58.8
4.694e+005

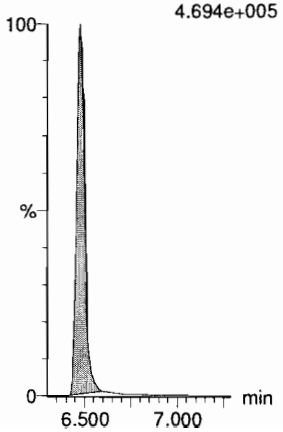

Dataset: F:\Projects\PFAS.PRO\Results\180928M1\180928M1-66.qld

Last Altered: Saturday, September 29, 2018 17:25:35 Pacific Daylight Time
Printed: Saturday, September 29, 2018 17:25:41 Pacific Daylight Time

Name: 180928M1_66, Date: 28-Sep-2018, Time: 22:54:56, ID: ST180928M1-5 PFC CS0 18I1703, Description: PFC CS0 18I1703

13C4-PFBA

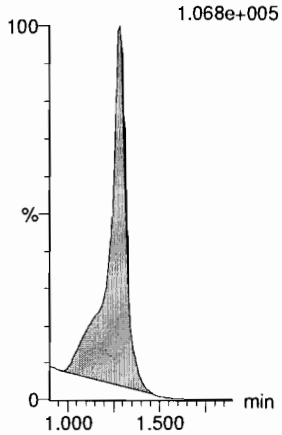

13C5-PFHxA

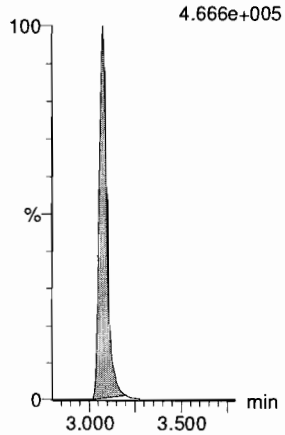

13C3-PFHxS

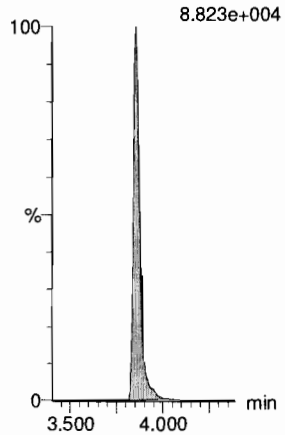

13C8-PFOA

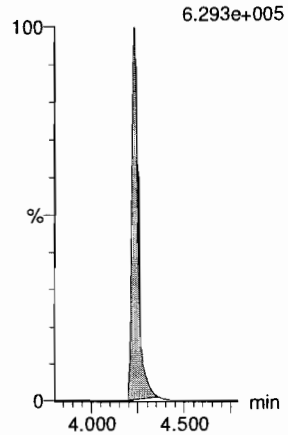

13C9-PFNA

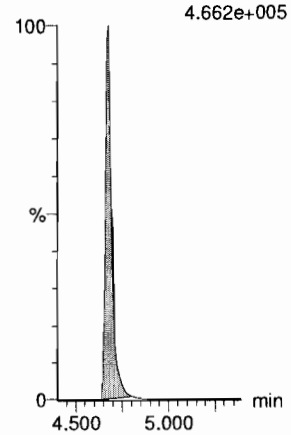

13C4-PFOS

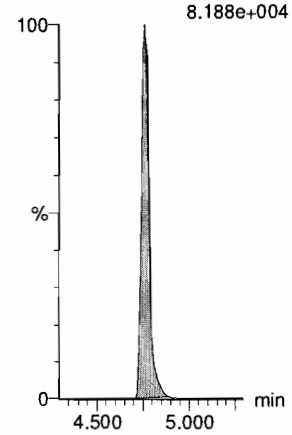

13C6-PFDA

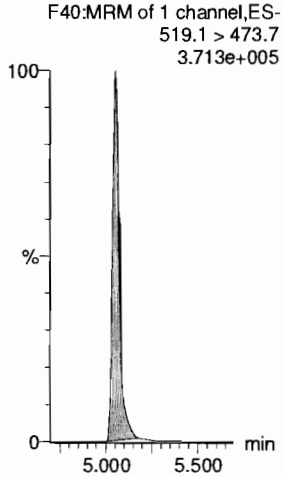

13C7-PFUdA

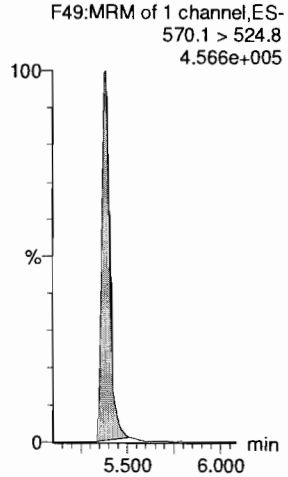

Dataset: F:\Projects\PFAS.PRO\Results\180928M1\180928M1-67.qld

Last Altered: Saturday, September 29, 2018 17:30:09 Pacific Daylight Time
Printed: Saturday, September 29, 2018 17:30:41 Pacific Daylight Time

Name: 180928M1_67, Date: 28-Sep-2018, Time: 23:05:29, ID: ST180928M1-6 PFC CS3 18I1706, Description: PFC CS3 18I1706

	#	Name	Trace	Area	IS Area	wt/vol	RT	Response	Conc.	%Rec	Recovery ...	Ion Ratio	Ratio Out?
1	1	PFBA	213.0 > 168.8	8979.369	9571.588	1.00	1.28	11.727	10.0	99.8	NO		
2	2	PFPeA	263.1 > 218.9	10866.588	13223.338	1.00	2.28	10.272	10.2	101.9	NO		
3	3	PFBS	299.0 > 79.7	2902.483	1830.210	1.00	2.57	19.823	10.4	103.7	NO	2.762	NO
4	4	4:2 FTS	327.2>307.2	3064.693	3936.106	1.00	2.99	9.733	10.9	109.1	NO	1.980	NO
5	5	PFHxA	313 > 269	15878.129	8590.530	1.00	3.08	9.242	9.9	98.8	NO	14.640	NO
6	6	PFPeS	349.1>80.1	1981.494	1830.210	1.00	3.28	13.533	10.2	102.0	NO	1.369	NO
7	36	13C3-PFBA	216.1 > 171.8	9571.588	12190.642	1.00	1.29	9.814	12.5	100.3	NO		
8	37	13C3-PFPeA	266. > 221.8	13223.338	21820.299	1.00	2.28	7.575	12.1	96.8	NO		
9	38	13C3-PFBS	302. > 98.8	1830.210	3353.482	1.00	2.57	6.822	12.8	102.2	NO		
10	39	13C2-4:2 FTS	329.2>308.9	3936.106	3353.482	1.00	2.99	14.672	13.8	110.4	NO		
11	40	13C2-PFHxA	315 > 270	8590.530	21820.299	1.00	3.08	4.921	4.9	97.1	NO		
12	38	13C3-PFBS	302. > 98.8	1830.210	3353.482	1.00	2.57	6.822	12.8	102.2	NO		
13	-1												
14	10	6:2 FTS	427.1 > 407	3588.831	3913.515	1.00	4.18	11.463	11.3	112.7	NO	3.102	NO
15	7	PFHpA	363.0 > 318.9	12645.895	12362.759	1.00	3.70	12.786	10.0	100.0	NO	20.760	NO
16	8	L-PFHxS	398.9 > 79.6	2470.912	1575.145	1.00	3.86	19.609	10.2	102.0	NO	1.819	NO
17	11	L-PFOA	412.8 > 368.9	20517.145	17381.641	1.00	4.23	14.755	10.7	107.5	NO	3.419	NO
18	13	PFHpS	449 > 80.0	2680.492	3568.865	1.00	4.35	9.388	11.4	114.2	NO	1.805	NO
19	14	PFNA	463.0 > 418.8	16416.350	18171.930	1.00	4.68	11.292	10.1	101.4	NO	5.063	NO
20	43	13C2-6:2 FTS	429.1 > 408.9	3913.515	3516.933	1.00	4.18	13.910	13.1	105.0	NO		
21	41	13C4-PFHpA	367.2 > 321.8	12362.759	21820.299	1.00	3.70	7.082	12.3	98.5	NO		
22	42	18O2-PFHxS	403.0 > 102.6	1575.145	3353.482	1.00	3.86	5.871	13.0	104.2	NO		
23	44	13C2-PFOA	414.9 > 369.7	17381.641	22744.086	1.00	4.23	9.553	12.6	100.5	NO		
24	47	13C8-PFOS	507.0 > 79.9	3568.865	3516.933	1.00	4.76	12.685	12.4	99.4	NO		
25	45	13C5-PFNA	468.2 > 422.9	18171.930	18823.350	1.00	4.68	12.067	12.6	101.1	NO		
26	-1												
27	15	PFOSA	497.9 > 77.9	5440.568	6800.546	1.00	4.74	10.000	9.5	94.9	NO	23.323	YES
28	16	L-PFOS	498.9 > 79.9	3074.388	3568.865	1.00	4.76	10.768	11.1	110.7	NO	1.957	NO
29	18	PFDA	513 > 468.8	15692.778	16310.398	1.00	5.06	12.027	9.4	94.5	NO	5.690	NO
30	19	8:2 FTS	527 > 506.9	3502.741	2505.064	1.00	5.02	17.478	11.4	113.5	NO	2.606	NO
31	20	PFNS	549.1 > 80.1	1994.578	3568.865	1.00	5.12	6.986	10.1	101.2	NO	1.508	NO
32	21	L-MeFOSAA	570 > 419	8136.961	7259.981	1.00	5.21	14.010	10.4	104.4	NO	2.486	NO
33	46	13C8-PFOSA	506.1 > 77.7	6800.546	20825.525	1.00	4.73	4.082	14.6	117.0	NO		
34	47	13C8-PFOS	507.0 > 79.9	3568.865	3516.933	1.00	4.76	12.685	12.4	99.4	NO		
35	48	13C2-PFDA	515.1 > 469.9	16310.398	16486.635	1.00	5.06	12.366	12.1	96.5	NO		
36	49	13C2-8:2 FTS	529.1 > 508.7	2505.064	3516.933	1.00	5.02	8.904	11.8	94.5	NO		

JCalt 10/1/18

KBF 9/29/18

Dataset: F:\Projects\PFAS.PRO\Results\180928M1\180928M1-67.qld

Last Altered: Saturday, September 29, 2018 17:30:09 Pacific Daylight Time
Printed: Saturday, September 29, 2018 17:30:41 Pacific Daylight Time

Name: 180928M1_67, Date: 28-Sep-2018, Time: 23:05:29, ID: ST180928M1-6 PFC CS3 18I1706, Description: PFC CS3 18I1706

	#	Name	Trace	Area	IS Area	wt/vol	RT	Response	Conc.	%Rec	Recovery ...	Ion Ratio	Ratio Out?
37	47	13C8-PFOS	507.0 > 79.9	3568.865	3516.933	1.00	4.76	12.685	12.4	99.4	NO		
38	50	d3-N-MeFOSAA	573.3 > 419	7259.981	20825.525	1.00	5.20	4.358	12.1	96.8	NO		
39	-1												
40	23	L-EtFOSAA	584.1 > 419	6406.288	8085.448	1.00	5.37	9.904	9.1	91.3	NO	1.313	NO
41	27	PFDoA	612.9 > 569.0	23698.342	21835.934	1.00	5.67	13.566	10.3	102.9	NO	9.505	NO
42	26	PFDS	598.8 > 79.9	3343.240	3568.865	1.00	5.43	11.710	11.1	111.1	NO	1.632	NO
43	25	PFUdA	563.0 > 518.9	17512.234	21327.818	1.00	5.39	10.264	10.0	99.8	NO	12.088	NO
44	28	N-MeFOSA	512.1 > 168.9	8467.971	26270.551	1.00	5.74	48.351	49.4	98.8	NO	1.442	NO
45	29	PFTrDA	662.9 > 618.9	25311.389	21835.934	1.00	5.92	14.490	9.7	96.7	NO	30.028	NO
46	52	d5-N-EtFOSAA	589.3 > 419	8085.448	20825.525	1.00	5.36	4.853	13.1	104.4	NO		
47	53	13C2-PFDoA	615.0 > 569.7	21835.934	16486.635	1.00	5.67	16.556	12.8	102.2	NO		
48	47	13C8-PFOS	507.0 > 79.9	3568.865	3516.933	1.00	4.76	12.685	12.4	99.4	NO		
49	51	13C2-PFUdA	565 > 519.8	21327.818	20825.525	1.00	5.38	12.801	12.3	98.6	NO		
50	54	d3-N-MeFOSA	515.2 > 168.9	26270.551	20825.525	1.00	5.77	15.768	160.5	107.0	NO		
51	53	13C2-PFDoA	615.0 > 569.7	21835.934	16486.635	1.00	5.67	16.556	12.8	102.2	NO		
52	-1												
53	30	PFTeDA	712.8 > 669.0	24625.449	15279.474	1.00	6.13	20.146	11.7	116.9	NO	13.113	NO
54	31	N-EtFOSA	526.1 > 168.9	9299.313	31055.871	1.00	6.16	44.916	51.6	103.1	NO	1.551	NO
55	32	PFHxDA	813.1 > 768.6	12395.602	10321.293	1.00	6.47	6.005	9.4	93.6	NO	32.235	NO
56	33	PFODA	913.1 > 868.8	20849.158	10321.293	1.00	6.70	10.100	10.5	105.2	NO		
57	34	N-MeFOSE	616.1 > 58.9	6891.503	23318.727	1.00	6.34	44.330	48.9	97.8	NO		
58	35	N-EtFOSE	630.1 > 58.9	7436.662	22394.186	1.00	6.49	49.812	49.4	98.8	NO		
59	55	13C2-PFTeDA	714.8 > 669.6	15279.474	20825.525	1.00	6.13	9.171	10.4	83.5	NO		
60	56	d5-N-ETFOSA	531.1 > 168.9	31055.871	20825.525	1.00	6.17	18.641	161.9	107.9	NO		
61	57	13C2-PFHxDA	815 > 769.7	10321.293	20825.525	1.00	6.47	6.195	4.5	89.5	NO		
62	57	13C2-PFHxDA	815 > 769.7	10321.293	20825.525	1.00	6.47	6.195	4.5	89.5	NO		
63	58	d7-N-MeFOSE	623.1 > 58.9	23318.727	20825.525	1.00	6.32	13.996	172.3	114.9	NO		
64	59	d9-N-EtFOSE	639.2 > 58.8	22394.186	20825.525	1.00	6.48	13.442	162.0	108.0	NO		
65	-1												
66	60	13C4-PFBA	217. > 172	12190.642	12190.642	1.00	1.29	12.500	12.5	100.0	NO		
67	61	13C5-PFHxA	318 > 272.9	21820.299	21820.299	1.00	3.08	12.500	12.5	100.0	NO		
68	62	13C3-PFHxS	401.8 > 79.9	3353.482	3353.482	1.00	3.86	12.500	12.5	100.0	NO		
69	63	13C8-PFOA	420.9 > 376	22744.086	22744.086	1.00	4.23	12.500	12.5	100.0	NO		
70	64	13C9-PFNA	472.2 > 426.9	18823.350	18823.350	1.00	4.68	12.500	12.5	100.0	NO		
71	65	13C4-PFOS	503 > 79.9	3516.933	3516.933	1.00	4.76	12.500	12.5	100.0	NO		
72	66	13C6-PFDA	519.1 > 473.7	16486.635	16486.635	1.00	5.05	12.500	12.5	100.0	NO		

Dataset: F:\Projects\PFAS.PRO\Results\180928M1\180928M1-67.qld

Last Altered: Saturday, September 29, 2018 17:30:09 Pacific Daylight Time
Printed: Saturday, September 29, 2018 17:30:41 Pacific Daylight Time

Name: 180928M1_67, Date: 28-Sep-2018, Time: 23:05:29, ID: ST180928M1-6 PFC CS3 18I1706, Description: PFC CS3 18I1706

	#	Name	Trace	Area	IS Area	wt/vol	RT	Response	Conc.	%Rec	Recovery ...	Ion Ratio	Ratio Out?
73	67	13C7-PFUdA	570.1 > 524.8	20825.525	20825.525	1.00	5.38	12.500	12.5	100.0	NO		

Quantify Compound Summary Report **MassLynx MassLynx V4.1 SCN945 SCN960**
Vista Analytical Laboratory

Dataset: Untitled

Last Altered: Sunday, September 30, 2018 09:41:52 Pacific Daylight Time
Printed: Sunday, September 30, 2018 09:43:27 Pacific Daylight Time

Method: F:\Projects\PFAS.PRO\MethDB\PFAS_FULL_80C_092818.mdb 29 Sep 2018 16:55:53
Calibration: F:\Projects\PFAS.PRO\CurveDB\C18_VAL-PFAS_Q4_09-27-18.cdb 28 Sep 2018 09:49:55

Compound name: PFBA

	#	Name	ID	Acq.Date	Acq.Time
1	1	180928M1_1	IPA	28-Sep-18	11:13:38
2	2	180928M1_2	ST180928M1-1 PFC CS0 18I1703	28-Sep-18	11:24:10
3	3	180928M1_3	IPA	28-Sep-18	11:34:48
4	4	180928M1_4	1802894-01 FM1808290925MK 0.02037	28-Sep-18	11:48:48
5	5	180928M1_5	1802894-02 SW1808290930MK 0.26376	28-Sep-18	11:59:22
6	6	180928M1_6	1802894-04 SW1808291435MK 0.25853	28-Sep-18	12:09:55
7	7	180928M1_7	1802895-01@5X 93789.17 5.06	28-Sep-18	12:20:33
8	8	180928M1_8	B8I0160-BS1 OPR 0.125	28-Sep-18	12:31:05
9	9	180928M1_9	B8I0160-BLK1 Method Blank 0.125	28-Sep-18	12:41:44
10	10	180928M1_10	B8I0160-MS1 Matrix Spike 0.11671	28-Sep-18	12:52:22
11	11	180928M1_11	B8I0160-MSD1 Matrix Spike Dup 0.11797	28-Sep-18	13:02:55
12	12	180928M1_12	1803102-01 OF-INF01-092018 0.11589	28-Sep-18	13:13:34
13	13	180928M1_13	1803102-02 OF-SAC01-092018 0.11487	28-Sep-18	13:24:12
14	14	180928M1_14	1803102-03 OF-MID01-092018 0.1169	28-Sep-18	13:34:45
15	15	180928M1_15	1803102-04 OF-EFF01-092018 0.11584	28-Sep-18	13:45:23
16	16	180928M1_16	1803102-05 OF-INF01-WT-092018 0.11...	28-Sep-18	14:04:29
17	17	180928M1_17	1803102-06 OF-MID01-WT-092018 0.1...	28-Sep-18	14:15:03
18	18	180928M1_18	IPA	28-Sep-18	14:25:41
19	19	180928M1_19	ST180928M1-2 PFC CS3 18I1706	28-Sep-18	14:36:14
20	20	180928M1_20	1803102-07 OF-EFF01-WT-092018 0.1...	28-Sep-18	14:46:53
21	21	180928M1_21	1803102-08 OF-EFF01P-WT-092018 0....	28-Sep-18	14:57:25
22	22	180928M1_22	1803102-09 OF-FB01-WT-092018 0.11...	28-Sep-18	15:08:03
23	23	180928M1_23	B8I0165-BS1 OPR 1	28-Sep-18	15:18:37
24	24	180928M1_24	B8I0165-BLK1 Method Blank 1	28-Sep-18	15:29:16
25	25	180928M1_25	B8I0165-MS1 Matrix Spike 1.32	28-Sep-18	15:39:49
26	26	180928M1_26	B8I0165-MSD1 Matrix Spike Dup 1.31	28-Sep-18	15:50:27
27	27	180928M1_27	1802726-01RE1 DPT-10 (1.5-2.2) 1.09	28-Sep-18	16:01:00
28	28	180928M1_28	1802726-03RE1 DPT-09 (6.9-7.9) 1.14	28-Sep-18	16:12:04
29	29	180928M1_29	1802726-05RE1 DPT-08 (4.1-5.1) 1.28	28-Sep-18	16:22:40
30	30	180928M1_30	1802726-08RE1 DPT-05 (5-6) 1.39	28-Sep-18	16:33:14
31	31	180928M1_31	1802726-09RE1 DPT-05 (8-9) 1.23	28-Sep-18	16:43:52
32	32	180928M1_32	1802726-10RE1 DPT-03 (0-1) 1.11	28-Sep-18	16:54:25

Vista Analytical Laboratory

Dataset: Untitled

Last Altered: Sunday, September 30, 2018 09:41:52 Pacific Daylight Time
Printed: Sunday, September 30, 2018 09:43:27 Pacific Daylight Time

Compound name: PFBA

	#	Name	ID	Acq.Date	Acq.Time
33	33	180928M1_33	1802726-13RE1 DPT-01 (7-8) 1.35	28-Sep-18	17:05:04
34	34	180928M1_34	1802726-15RE1 DPT-02 (9-10) 1.12	28-Sep-18	17:15:36
35	35	180928M1_35	IPA	28-Sep-18	17:26:15
36	36	180928M1_36	ST180928M1-3 PFC CS3 18I1706	28-Sep-18	17:36:47
37	37	180928M1_37	1802726-16RE1 DPT-02 (13-14) 1.17	28-Sep-18	17:47:25
38	38	180928M1_38	1802726-18RE1 DPT-DUP 2 1.13	28-Sep-18	17:58:04
39	39	180928M1_39	B8I0191-BLK1 Method Blank 0.25	28-Sep-18	18:08:37
40	40	180928M1_40	B8I0191-BS1 OPR 0.25	28-Sep-18	18:19:15
41	41	180928M1_41	1803144-01 WMP1809241105PT 0.244...	28-Sep-18	18:29:48
42	42	180928M1_42	1803144-02 WMP1809241112PT 0.248...	28-Sep-18	18:40:27
43	43	180928M1_43	1803144-03 WMP1809241117PT 0.248...	28-Sep-18	18:51:00
44	44	180928M1_44	1803146-01 GW1809210945MK 0.25567	28-Sep-18	19:01:39
45	45	180928M1_45	1803146-02 GW1809211100MK 0.24701	28-Sep-18	19:12:17
46	46	180928M1_46	1802900-01@5X PW1809041355GC 0....	28-Sep-18	19:22:51
47	47	180928M1_47	IPA	28-Sep-18	19:33:29
48	48	180928M1_48	1802900-02 PW1809041415GC 0.22528	28-Sep-18	19:44:01
49	49	180928M1_49	1802900-03@5X PW1809041445GC 0....	28-Sep-18	19:54:40
50	50	180928M1_50	IPA	28-Sep-18	20:05:18
51	51	180928M1_51	ST180928M1-4 PFC CS3 18I1706	28-Sep-18	20:15:51
52	52	180928M1_52	B8I0130-BS1 OPR 1	28-Sep-18	20:26:30
53	53	180928M1_53	B8I0130-BLK1 Method Blank 1	28-Sep-18	20:37:02
54	54	180928M1_54	B8I0130-MS1 Matrix Spike 1.09	28-Sep-18	20:47:41
55	55	180928M1_55	B8I0130-MSD1 Matrix Spike Dup 1.11	28-Sep-18	20:58:19
56	56	180928M1_56	1802992-08 18Q3SS035-TMW0401-S...	28-Sep-18	21:08:52
57	57	180928M1_57	1802992-09 18Q3SS035-TMW0402-S...	28-Sep-18	21:19:31
58	58	180928M1_58	1802992-10 18Q3SS035-TMW0301-S...	28-Sep-18	21:30:04
59	59	180928M1_59	1802992-11 18Q3SS035-TMW0302-SO...	28-Sep-18	21:40:42
60	60	180928M1_60	1802992-12 18Q3SS035-SB2503-SO-0...	28-Sep-18	21:51:15
61	61	180928M1_61	1802992-13 18Q3SS035-SB2603-SO-0...	28-Sep-18	22:01:54
62	62	180928M1_62	B8I0100-BS1 OPR 0.25	28-Sep-18	22:12:27
63	63	180928M1_63	B8I0100-BLK1 Method Blank 0.25	28-Sep-18	22:23:06
64	64	180928M1_64	1802982-01@10X FM1809061700GC 0...	28-Sep-18	22:33:44
65	65	180928M1_65	IPA	28-Sep-18	22:44:17
66	66	180928M1_66	ST180928M1-5 PFC CS0 18I1703	28-Sep-18	22:54:56
67	67	180928M1_67	ST180928M1-6 PFC CS3 18I1706	28-Sep-18	23:05:29
68	68	180928M1_68	1802982-02 SW1809061705GC 0.2508	28-Sep-18	23:16:08

Vista Analytical Laboratory

Dataset: Untitled

Last Altered: Sunday, September 30, 2018 09:41:52 Pacific Daylight Time
Printed: Sunday, September 30, 2018 09:43:27 Pacific Daylight Time

Compound name: PFBA

	#	Name	ID	Acq.Date	Acq.Time
69	69	180928M1_69	B8I0081-BLK1 Method Blank 0.25	28-Sep-18	23:26:41
70	70	180928M1_70	B8I0081-BS1 OPR 0.25	28-Sep-18	23:37:19
71	71	180928M1_71	1802896-01 Bemidji Pilot APR2 lead 0.2...	28-Sep-18	23:47:52
72	72	180928M1_72	1802896-02 Bemidji Pilot PSR2 + 0.25556	28-Sep-18	23:58:30
73	73	180928M1_73	1802896-03 Bemidji Pilot APR2 Lag 0.257	29-Sep-18	00:09:03
74	74	180928M1_74	1802896-04 Bemidji Pilot PSR2 + Lag 0....	29-Sep-18	00:19:42
75	75	180928M1_75	1802909-01 SWIN1808301300GGA 0.2...	29-Sep-18	00:30:15
76	76	180928M1_76	1802909-02 SWEF1808301310GGA 0....	29-Sep-18	00:40:53
77	77	180928M1_77	B8I0208-BS1 OPR 0.125	29-Sep-18	00:51:27
78	78	180928M1_78	B8I0208-BLK1 Method Blank 0.125	29-Sep-18	01:02:06
79	79	180928M1_79	1803074-01@250 S-W FIRE SYSTEM ...	29-Sep-18	01:12:44
80	80	180928M1_80	1803074-01@500 S-W FIRE SYSTEM ...	29-Sep-18	01:23:17
81	81	180928M1_81	1803074-01@1000 S-W FIRE SYSTEM...	29-Sep-18	01:33:55
82	82	180928M1_82	IPA	29-Sep-18	01:44:28
83	83	180928M1_83	ST180928M1-7 PFC CS3 18I1706	29-Sep-18	01:55:06
84	84	180928M1_84	B8I0138-BLK1 Method Blank 0.25	29-Sep-18	02:05:39
85	85	180928M1_85	B8I0138-BS1 OPR 0.25	29-Sep-18	02:16:17
86	86	180928M1_86	1803006-01 1809346-01A 0.23756	29-Sep-18	02:26:50
87	87	180928M1_87	1803006-02 1809346-02A 0.24166	29-Sep-18	02:37:29
88	88	180928M1_88	1803007-01 1809347-01A 0.22883	29-Sep-18	02:47:59
89	89	180928M1_89	1803007-02 1809347-02A 0.23027	29-Sep-18	02:58:37
90	90	180928M1_90	1803007-03 1809347-03A 0.25431	29-Sep-18	03:09:10
91	91	180928M1_91	1803031-01 SWIN1809100900GGA 0.2...	29-Sep-18	03:19:48
92	92	180928M1_92	1803031-02 SWEF1809100930GGA 0....	29-Sep-18	03:30:21
93	93	180928M1_93	1803033-01 SWIN1809081500GGA 0.2...	29-Sep-18	03:40:59
94	94	180928M1_94	1803033-02 SWEF1809081510GGA 0....	29-Sep-18	03:51:32
95	95	180928M1_95	1803047-01 SW1809131040SK 0.24106	29-Sep-18	04:02:10
96	96	180928M1_96	IPA	29-Sep-18	04:12:43
97	97	180928M1_97	ST180928M1-8 PFC CS3 18I1706	29-Sep-18	04:23:21
98	98	180928M1_98	1803047-02 SW1809131055SK 0.23748	29-Sep-18	04:34:00
99	99	180928M1_99	1803047-03 SW1809131140SK 0.24539	29-Sep-18	04:44:32
100	1...	180928M1_100	1803047-04 SW1809131210SK 0.24305	29-Sep-18	04:55:11
101	1...	180928M1_101	IPA	29-Sep-18	05:05:49
102	1...	180928M1_102	ST180928M1-9 PFC CS3 18I1706	29-Sep-18	05:16:22
103	1...	180928M1_103	SALTWATER BLK QC	29-Sep-18	05:27:00
104	1...	180928M1_104	SALTWATER BS1 QC	29-Sep-18	05:37:34

Dataset: Untitled

Last Altered: Sunday, September 30, 2018 09:41:52 Pacific Daylight Time
Printed: Sunday, September 30, 2018 09:43:27 Pacific Daylight Time

Compound name: PFBA

	#	Name	ID	Acq.Date	Acq.Time
105	1...	180928M1_105	1 BLK	29-Sep-18	05:48:13
106	1...	180928M1_106	1 BS1	29-Sep-18	05:58:51
107	1...	180928M1_107	2 BLK	29-Sep-18	06:09:24
108	1...	180928M1_108	2 BS1	29-Sep-18	06:20:02
109	1...	180928M1_109	3 BLK	29-Sep-18	06:30:34
110	1...	180928M1_110	3 BS1	29-Sep-18	06:41:12
111	1...	180928M1_111	4 BLK	29-Sep-18	06:51:44
112	1...	180928M1_112	4 BS1	29-Sep-18	07:02:23
113	1...	180928M1_113	5 BLK	29-Sep-18	07:12:55
114	1...	180928M1_114	5 BS1	29-Sep-18	07:23:34
115	1...	180928M1_115	6 BLK	29-Sep-18	07:34:06
116	1...	180928M1_116	6 BS1	29-Sep-18	07:44:44
117	1...	180928M1_117	7 BLK	29-Sep-18	07:55:18
118	1...	180928M1_118	7 BS1	29-Sep-18	08:05:56

Vista Analytical Laboratory

Dataset: F:\Projects\PFAS.PRO\Results\180928M1\180928M1-67.qld

Last Altered: Saturday, September 29, 2018 17:30:09 Pacific Daylight Time
Printed: Saturday, September 29, 2018 17:30:41 Pacific Daylight Time

Method: F:\Projects\PFAS.PRO\MethDB\PFAS_FULL_80C_092818.mdb 29 Sep 2018 16:55:53
Calibration: F:\Projects\PFAS.PRO\CurveDB\C18_VAL-PFAS_Q4_09-27-18.cdb 28 Sep 2018 09:49:55

Name: 180928M1_67, Date: 28-Sep-2018, Time: 23:05:29, ID: ST180928M1-6 PFC CS3 18I1706, Description: PFC CS3 18I1706

PFBA
F2:MRM of 1 channel,ES-
213.0 > 168.8
8.087e+004

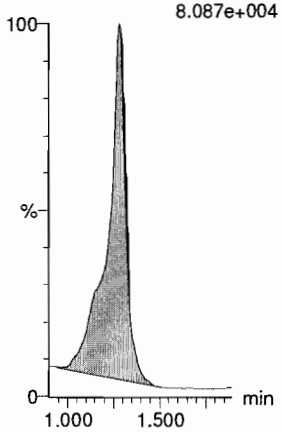

PFPeA
F5:MRM of 1 channel,ES-
263.1 > 218.9
2.149e+005

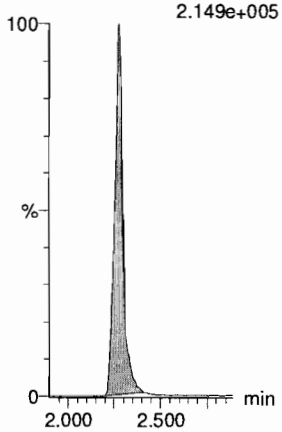

PFBS
F7:MRM of 2 channels,ES-
299.0 > 79.7
5.901e+004

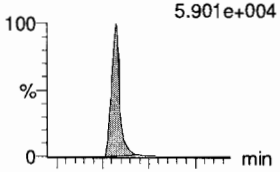

F7:MRM of 2 channels,ES-
299.0 > 99.0
2.119e+004

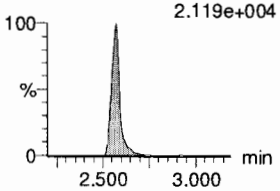

4:2 FTS
F12:MRM of 2 channels,ES-
327.2 > 307.2
7.342e+004

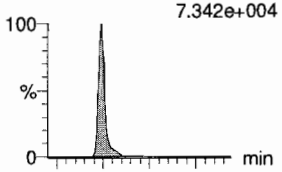

F12:MRM of 2 channels,ES-
327.2 > 81.1
3.692e+004

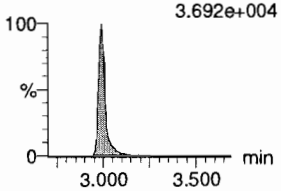

PFHxA
F9:MRM of 2 channels,ES-
313 > 269
3.420e+005

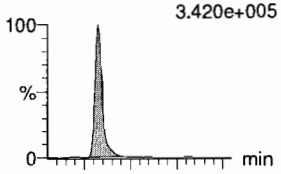

F9:MRM of 2 channels,ES-
313 > 118.9
2.334e+004

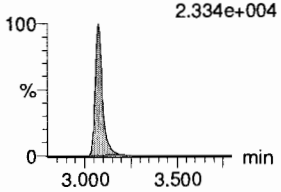

PFPeS
F15:MRM of 2 channels,ES-
349.1 > 80.1
5.103e+004

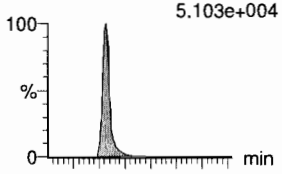

F15:MRM of 2 channels,ES-
349.1 > 99
3.796e+004

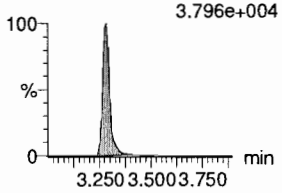

13C3-PFBA
F3:MRM of 1 channel,ES-
216.1 > 171.8
8.479e+004

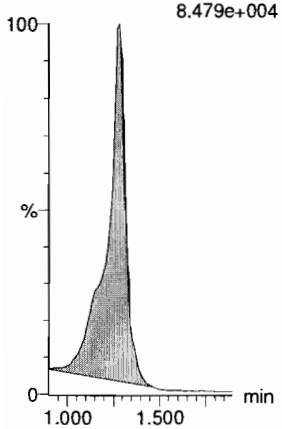

13C3-PFPeA
F6:MRM of 1 channel,ES-
266. > 221.8
2.585e+005

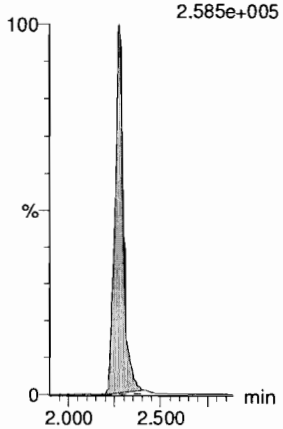

13C3-PFBS
F8:MRM of 1 channel,ES-
302. > 98.8
3.656e+004

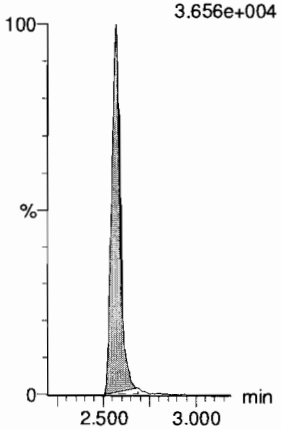

13C2-4:2 FTS
F13:MRM of 1 channel,ES-
329.2 > 308.9
9.253e+004

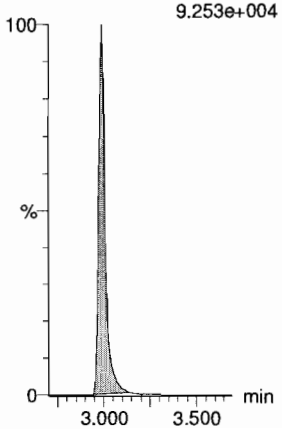

13C2-PFHxA
F10:MRM of 1 channel,ES-
315 > 270
1.848e+005

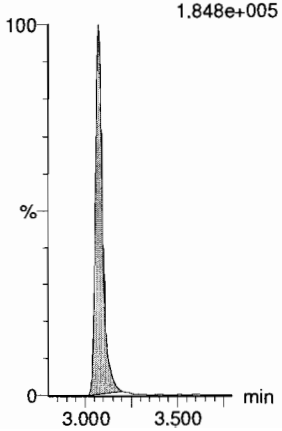

13C3-PFBS
F8:MRM of 1 channel,ES-
302. > 98.8
3.656e+004

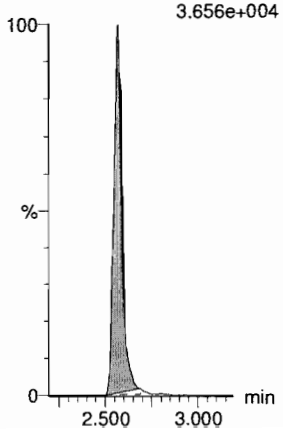

Dataset: F:\Projects\PFAS.PRO\Results\180928M1\180928M1-67.qld

Last Altered: Saturday, September 29, 2018 17:30:09 Pacific Daylight Time
Printed: Saturday, September 29, 2018 17:30:41 Pacific Daylight Time

Name: 180928M1_67, Date: 28-Sep-2018, Time: 23:05:29, ID: ST180928M1-6 PFC CS3 18I1706, Description: PFC CS3 18I1706

6:2 FTS

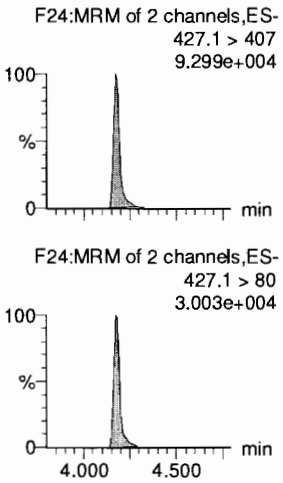

PFHpA

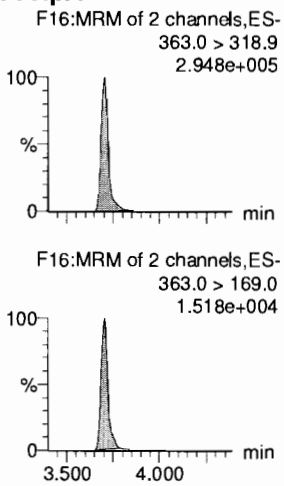

L-PFHxS

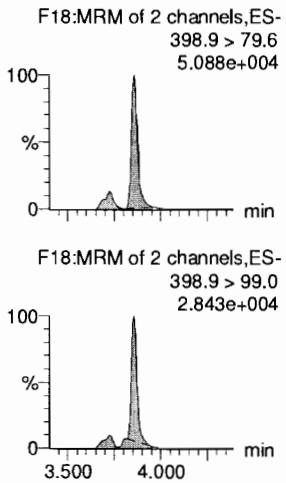

L-PFOA

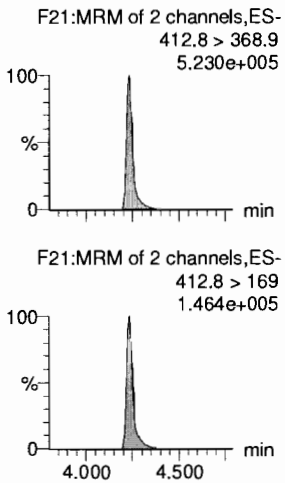

PFHpS

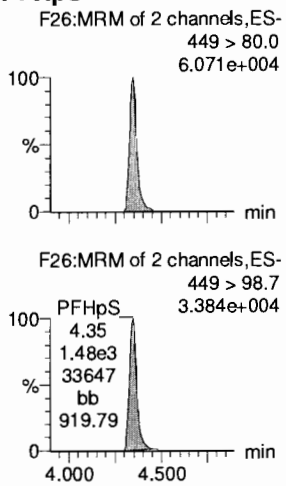

PFNA

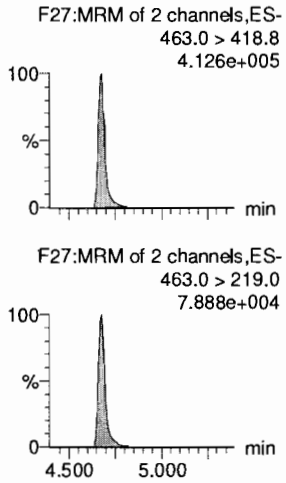

13C2-6:2 FTS

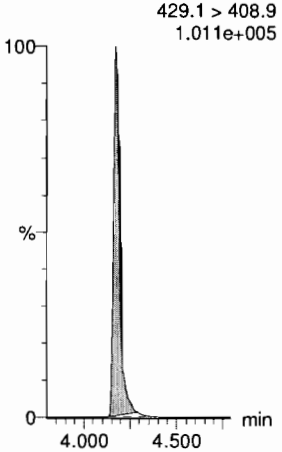

13C4-PFHpA

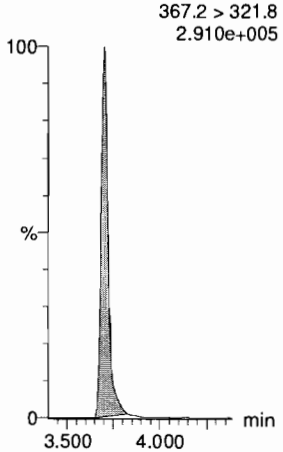

18O2-PFHxS

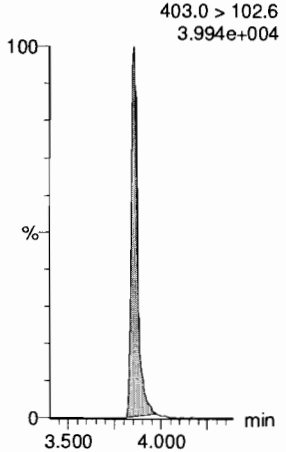

13C2-PFOA

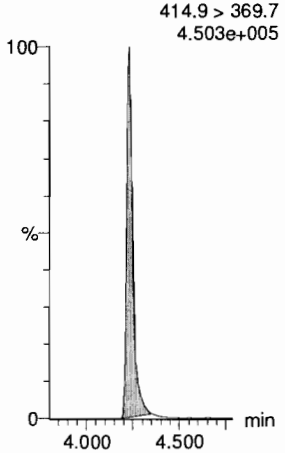

13C8-PFOS

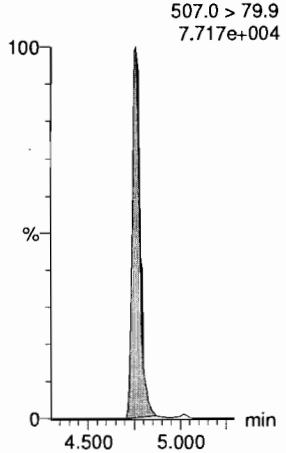

13C5-PFNA

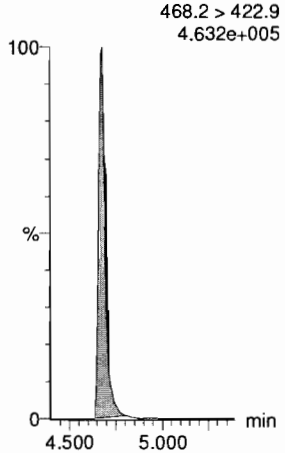

Dataset: F:\Projects\PFAS.PRO\Results\180928M1\180928M1-67.qld

Last Altered: Saturday, September 29, 2018 17:30:09 Pacific Daylight Time
Printed: Saturday, September 29, 2018 17:30:41 Pacific Daylight Time

Name: 180928M1_67, Date: 28-Sep-2018, Time: 23:05:29, ID: ST180928M1-6 PFC CS3 18I1706, Description: PFC CS3 18I1706

PFOSA
F30:MRM of 2 channels,ES-
497.9 > 77.9
1.157e+005

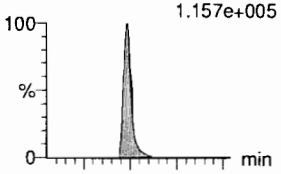

F30:MRM of 2 channels,ES-
497.9 > 169
5.363e+003

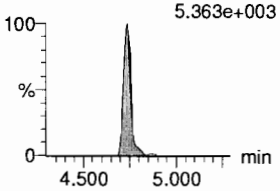

L-PFOS
F32:MRM of 2 channels,ES-
498.9 > 79.9
5.241e+004

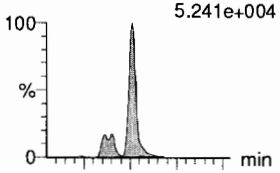

F32:MRM of 2 channels,ES-
498.9 > 99
2.904e+004

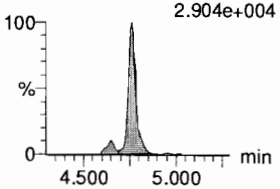

PFDA
F37:MRM of 2 channels,ES-
513 > 468.8
3.547e+005

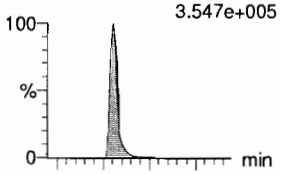

F37:MRM of 2 channels,ES-
513 > 219
6.536e+004

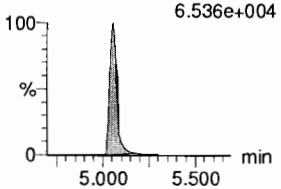

8:2 FTS
F42:MRM of 2 channels,ES-
527 > 506.9
7.942e+004

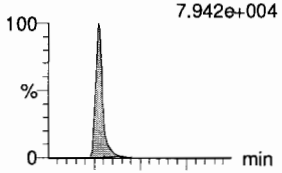

F42:MRM of 2 channels,ES-
527 > 80
3.102e+004

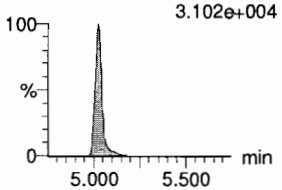

PFNS
F45:MRM of 2 channels,ES-
549.1 > 80.1
4.137e+004

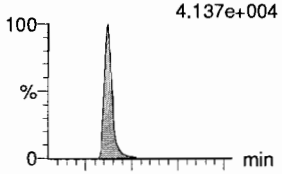

F45:MRM of 2 channels,ES-
549.1 > 99.1
2.778e+004

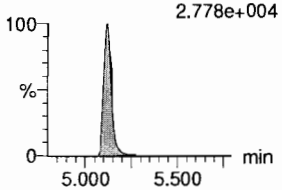

L-MeFOSAA
F48:MRM of 2 channels,ES-
570 > 419
1.460e+005

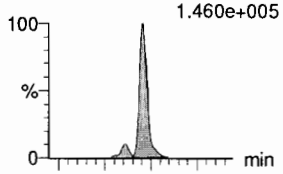

F48:MRM of 2 channels,ES-
570. > 512
5.346e+004

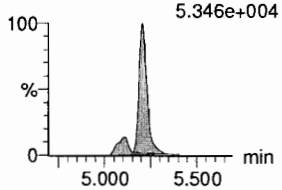

13C8-PFOSA
F34:MRM of 1 channel,ES-
506.1 > 77.7
1.495e+005

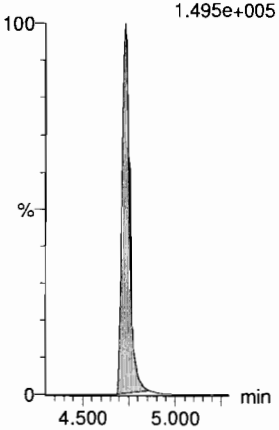

13C8-PFOS
F35:MRM of 1 channel,ES-
507.0 > 79.9
7.717e+004

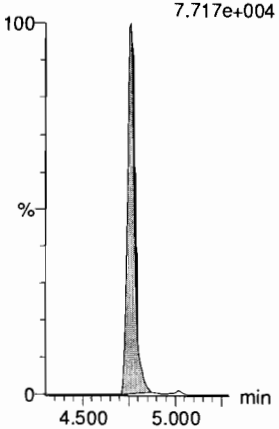

13C2-PFDA
F38:MRM of 1 channel,ES-
515.1 > 469.9
3.762e+005

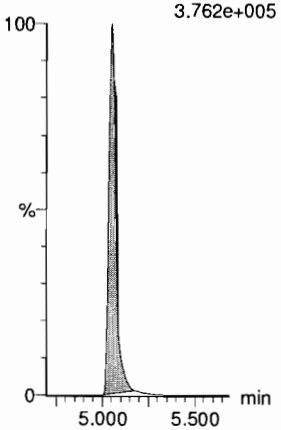

13C2-8:2 FTS
F43:MRM of 1 channel,ES-
529.1 > 508.7
5.605e+004

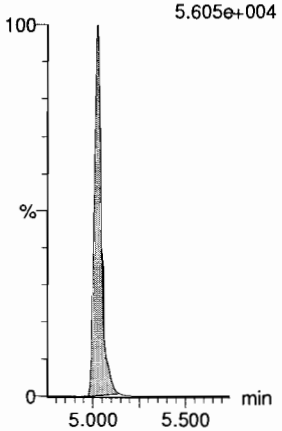

13C8-PFOS
F35:MRM of 1 channel,ES-
507.0 > 79.9
7.717e+004

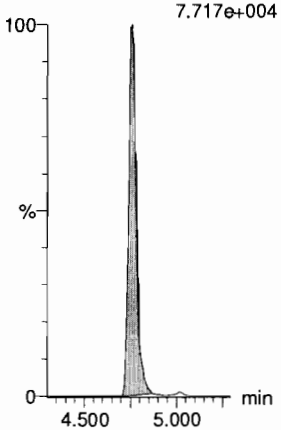

d3-N-MeFOSAA
F50:MRM of 1 channel,ES-
573.3 > 419
1.444e+005

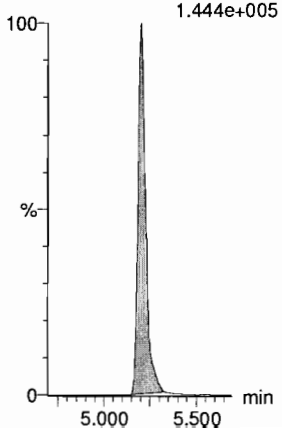

Vista Analytical Laboratory

Dataset: F:\Projects\PFAS.PRO\Results\180928M1\180928M1-67.qld

Last Altered: Saturday, September 29, 2018 17:30:09 Pacific Daylight Time
Printed: Saturday, September 29, 2018 17:30:41 Pacific Daylight Time

Name: 180928M1_67, Date: 28-Sep-2018, Time: 23:05:29, ID: ST180928M1-6 PFC CS3 18I1706, Description: PFC CS3 18I1706

L-EtFOSAA
F51:MRM of 2 channels,ES-
584.1 > 419
1.118e+005

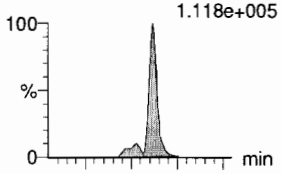

F51:MRM of 2 channels,ES-
584.1 > 526
7.781e+004

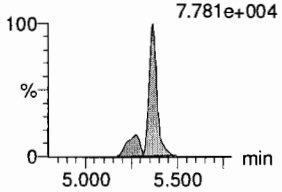

PFDoA
F54:MRM of 4 channels,ES-
612.9 > 569.0
4.891e+005

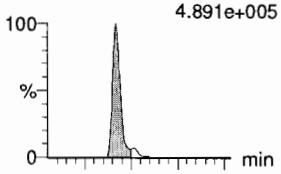

F54:MRM of 4 channels,ES-
612.9 > 318.8
5.316e+004

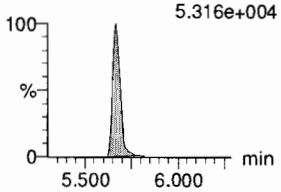

PFDS
F53:MRM of 2 channels,ES-
598.8 > 79.9
7.416e+004

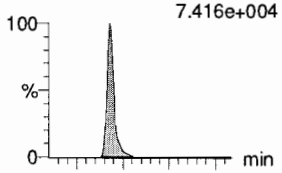

F53:MRM of 2 channels,ES-
598.8 > 98.9
4.446e+004

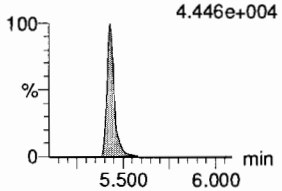

PFUdA
F46:MRM of 2 channels,ES-
563.0 > 518.9
3.535e+005

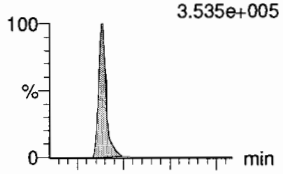

F46:MRM of 2 channels,ES-
563.0 > 269
2.978e+004

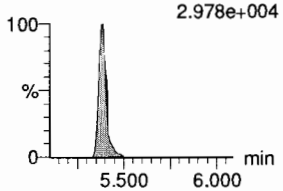

N-MeFOSA
F36:MRM of 2 channels,ES-
512.1 > 168.9
1.884e+005

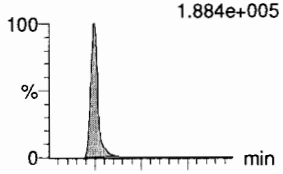

F36:MRM of 2 channels,ES-
512.1 > 219
1.315e+005

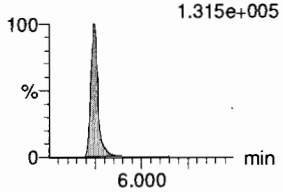

PFTrDA
F60:MRM of 2 channels,ES-
662.9 > 618.9
5.636e+005

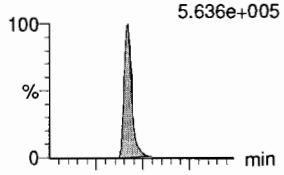

F60:MRM of 2 channels,ES-
662.9 > 319
1.869e+004

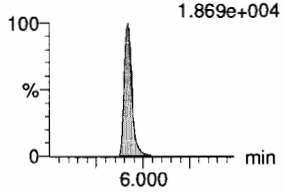

d5-N-EtFOSAA
F52:MRM of 1 channel,ES-
589.3 > 419
1.684e+005

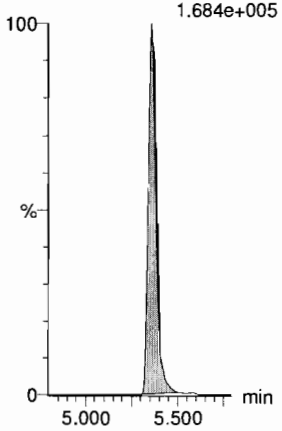

13C2-PFDoA
F55:MRM of 2 channels,ES-
615.0 > 569.7
4.565e+005

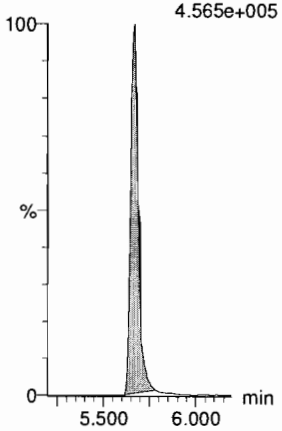

13C8-PFOS
F35:MRM of 1 channel,ES-
507.0 > 79.9
7.717e+004

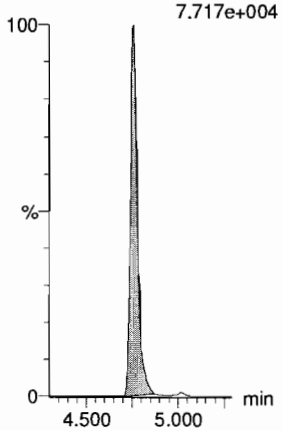

13C2-PFUdA
F47:MRM of 1 channel,ES-
565 > 519.8
4.383e+005

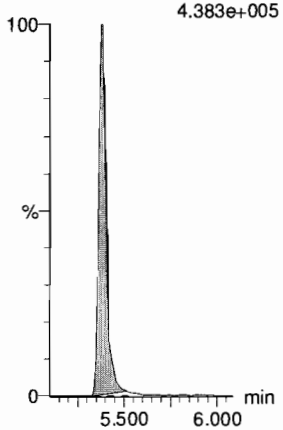

d3-N-MeFOSA
F39:MRM of 1 channel,ES-
515.2 > 168.9
5.926e+005

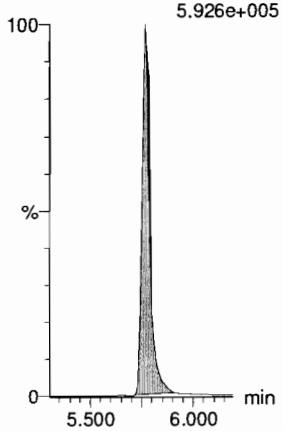

13C2-PFDoA
F55:MRM of 2 channels,ES-
615.0 > 569.7
4.565e+005

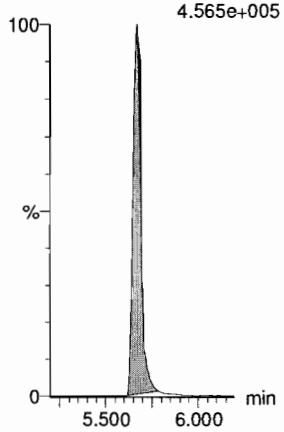

Dataset: F:\Projects\PFAS.PRO\Results\180928M1\180928M1-67.qld

Last Altered: Saturday, September 29, 2018 17:30:09 Pacific Daylight Time
Printed: Saturday, September 29, 2018 17:30:41 Pacific Daylight Time

Name: 180928M1_67, Date: 28-Sep-2018, Time: 23:05:29, ID: ST180928M1-6 PFC CS3 18I1706, Description: PFC CS3 18I1706

PFTeDA
F61:MRM of 2 channels,ES-
712.8 > 669.0
5.596e+005

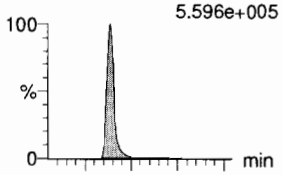

F61:MRM of 2 channels,ES-
712.8 > 368.9
4.268e+004

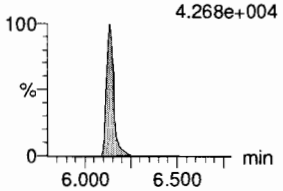

N-EtFOSA
F41:MRM of 2 channels,ES-
526.1 > 168.9
2.004e+005

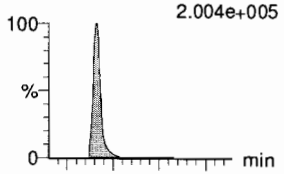

F41:MRM of 2 channels,ES-
526.1 > 219
1.293e+005

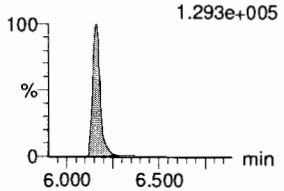

PFHxDA
F63:MRM of 2 channels,ES-
813.1 > 768.6
2.534e+005

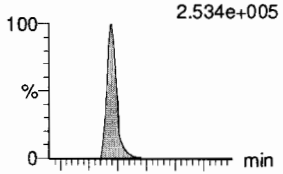

F63:MRM of 2 channels,ES-
813.1 > 219
7.602e+003

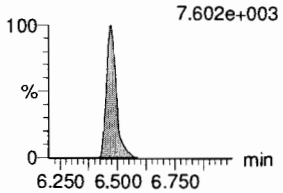

PFODA
F65:MRM of 1 channel,ES-
913.1 > 868.8
4.906e+005

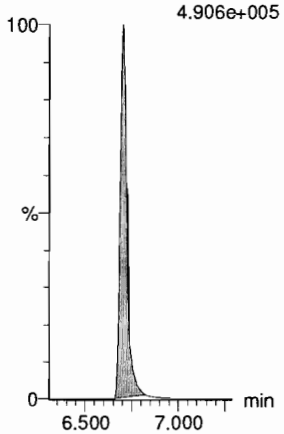

N-MeFOSE
F56:MRM of 1 channel,ES-
616.1 > 58.9
1.370e+005

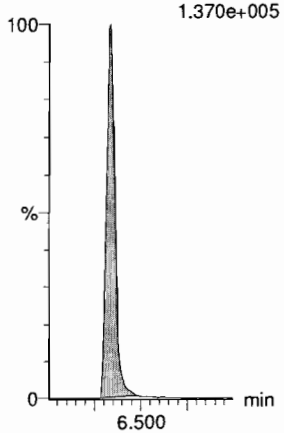

N-EtFOSE
F58:MRM of 1 channel,ES-
630.1 > 58.9
1.565e+005

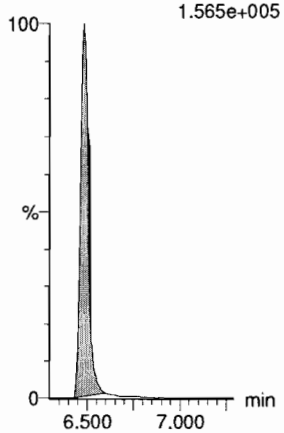

13C2-PFTeDA
F62:MRM of 2 channels,ES-
714.8 > 669.6
3.464e+005

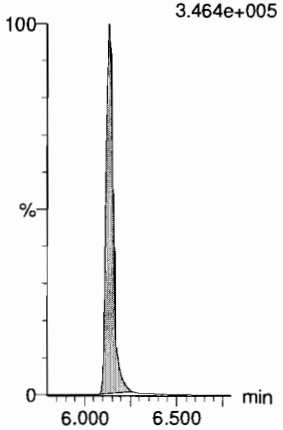

d5-N-ETFOSA
F44:MRM of 1 channel,ES-
531.1 > 168.9
6.744e+005

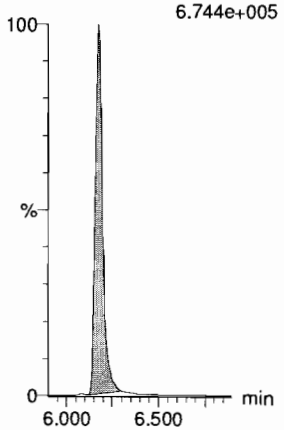

13C2-PFHxDA
F64:MRM of 1 channel,ES-
815 > 769.7
2.108e+005

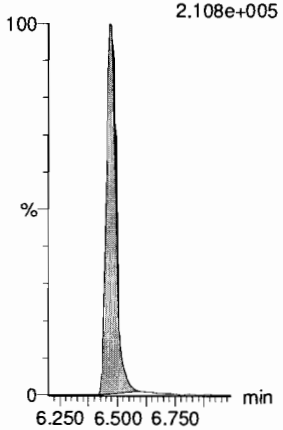

13C2-PFHxDA
F64:MRM of 1 channel,ES-
815 > 769.7
2.108e+005

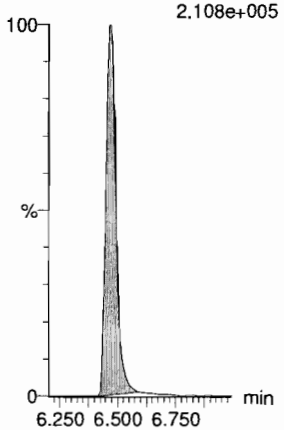

d7-N-MeFOSE
F57:MRM of 1 channel,ES-
623.1 > 58.9
4.769e+005

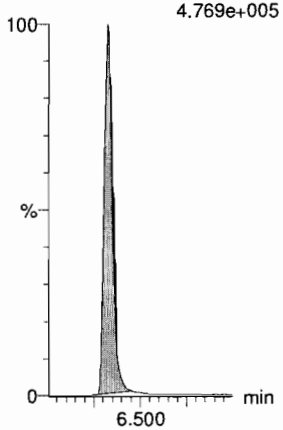

d9-N-EtFOSE
F59:MRM of 1 channel,ES-
639.2 > 58.8
4.533e+005

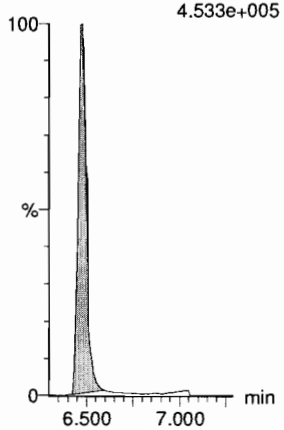

Dataset: F:\Projects\PFAS.PRO\Results\180928M1\180928M1-67.qld

Last Altered: Saturday, September 29, 2018 17:30:09 Pacific Daylight Time
Printed: Saturday, September 29, 2018 17:30:41 Pacific Daylight Time

Name: 180928M1_67, Date: 28-Sep-2018, Time: 23:05:29, ID: ST180928M1-6 PFC CS3 18I1706, Description: PFC CS3 18I1706

13C4-PFBA

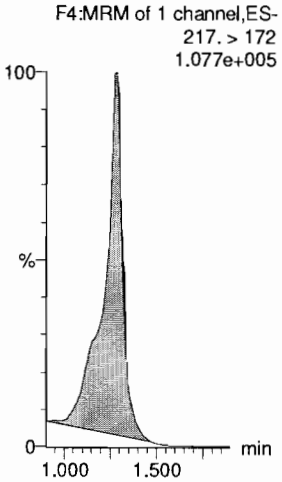

13C5-PFHxA

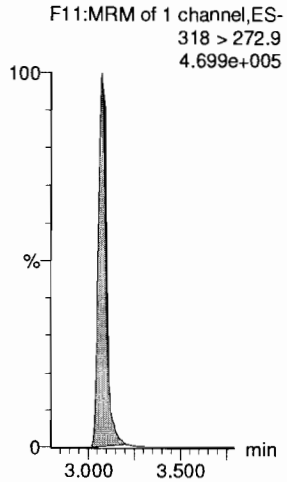

13C3-PFHxS

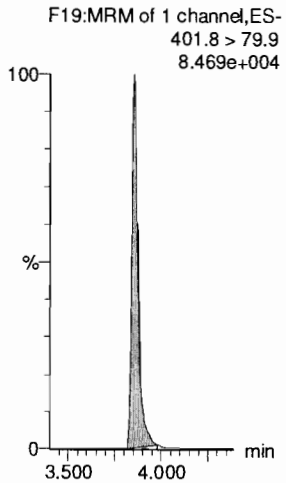

13C8-PFOA

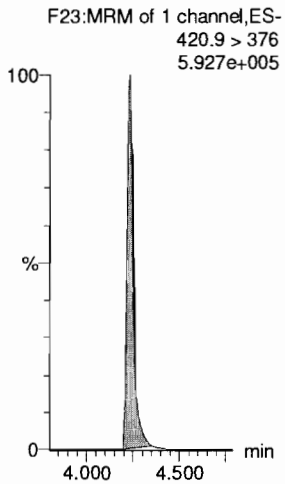

13C9-PFNA

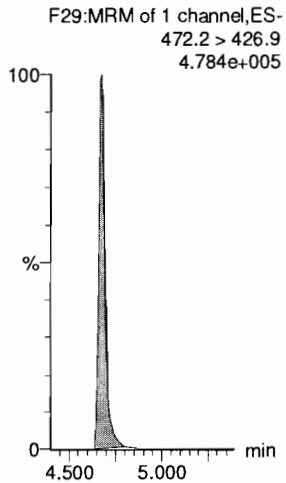

13C4-PFOS

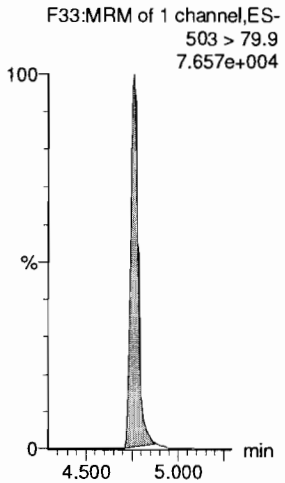

13C6-PFDA

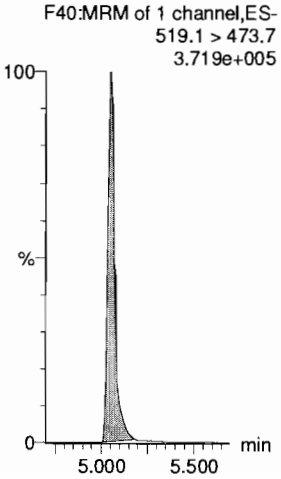

13C7-PFUdA

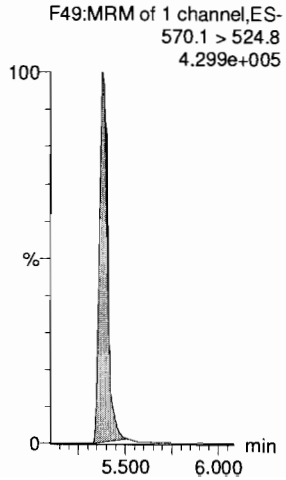

Vista Analytical Laboratory

Dataset: Z:\Projects\PFAS.PRO\Results\180928M1\180928M1-83.qld

Last Altered: Monday, October 01, 2018 13:04:44 Pacific Daylight Time
Printed: Monday, October 01, 2018 13:05:16 Pacific Daylight Time

HC 10-1-18

Name: 180928M1_83, Date: 29-Sep-2018, Time: 01:55:06, ID: ST180928M1-7 PFC CS3 18I1706, Description: PFC CS3 18I1706

	#	Name	Trace	Area	IS Area	wt/vol	RT	Response	Conc.	%Rec	Recovery ...	Ion Ratio	Ratio Out?
1	1	PFBA	213.0 > 168.8	9828.325	10245.822	1.00	1.28	11.991	10.2	102.0	NO		
2	2	PFPeA	263.1 > 218.9	11339.441	14268.636	1.00	2.28	9.934	9.9	98.6	NO		
3	3	PFBS	299.0 > 79.7	3201.549	1948.239	1.00	2.57	20.541	10.7	107.5	NO	3.140	NO
4	4	4:2 FTS	327.2>307.2	3025.197	4131.259	1.00	2.99	9.153	10.2	102.4	NO	1.962	NO
5	5	PFHxA	313 > 269	16774.275	8840.930	1.00	3.07	9.487	10.1	101.4	NO	14.943	NO
6	6	PFPeS	349.1>80.1	2039.819	1948.239	1.00	3.28	13.088	9.9	98.6	NO	1.291	NO
7	36	13C3-PFBA	216.1 > 171.8	10245.822	13059.426	1.00	1.28	9.807	12.5	100.2	NO		
8	37	13C3-PFPeA	266. > 221.8	14268.636	22047.992	1.00	2.28	8.090	12.9	103.4	NO		
9	38	13C3-PFBS	302. > 98.8	1948.239	3702.459	1.00	2.57	6.578	12.3	98.6	NO		
10	39	13C2-4:2 FTS	329.2>308.9	4131.259	3702.459	1.00	2.99	13.948	13.1	104.9	NO		
11	40	13C2-PFHxA	315 > 270	8840.930	22047.992	1.00	3.07	5.012	4.9	98.9	NO		
12	38	13C3-PFBS	302. > 98.8	1948.239	3702.459	1.00	2.57	6.578	12.3	98.6	NO		
13	-1												
14	10	6:2 FTS	427.1 > 407	3414.586	4063.525	1.00	4.17	10.504	10.3	103.0	NO	2.895	NO
15	7	PFHpA	363.0 > 318.9	12891.856	12658.133	1.00	3.70	12.731	10.0	99.5	NO	21.821	NO
16	8	L-PFHxS	398.9 > 79.6	2625.586	1722.911	1.00	3.86	19.049	9.9	99.1	NO	1.917	NO
17	11	L-PFOA	412.8 > 368.9	20121.428	18174.723	1.00	4.23	13.839	10.1	100.8	NO	3.260	NO
18	13	PFHpS	449 > 80.0	2785.927	4140.332	1.00	4.34	8.411	10.2	102.4	NO	1.727	NO
19	14	PFNA	463.0 > 418.8	16498.051	18990.352	1.00	4.67	10.859	9.7	97.5	NO	5.055	NO
20	43	13C2-6:2 FTS	429.1 > 408.9	4063.525	3822.272	1.00	4.17	13.289	12.5	100.3	NO		
21	41	13C4-PFHpA	367.2 > 321.8	12658.133	22047.992	1.00	3.70	7.176	12.5	99.8	NO		
22	42	18O2-PFHxS	403.0 > 102.6	1722.911	3702.459	1.00	3.85	5.817	12.9	103.2	NO		
23	44	13C2-PFOA	414.9 > 369.7	18174.723	25102.486	1.00	4.23	9.050	11.9	95.2	NO		
24	47	13C8-PFOS	507.0 > 79.9	4140.332	3822.272	1.00	4.76	13.540	13.3	106.1	NO		
25	45	13C5-PFNA	468.2 > 422.9	18990.352	18508.586	1.00	4.67	12.825	13.4	107.4	NO		
26	-1												
27	15	PFOSA	497.9 > 77.9	5835.718	7231.408	1.00	4.73	10.087	9.6	95.7	NO	25.352	YES
28	16	L-PFOS	498.9 > 79.9	3353.389	4140.332	1.00	4.76	10.124	10.4	104.1	NO	1.992	NO
29	18	PFDA	513 > 468.8	16678.666	16639.539	1.00	5.05	12.529	9.8	98.4	NO	5.695	NO
30	19	8:2 FTS	527 > 506.9	3634.331	3047.465	1.00	5.02	14.907	9.6	96.2	NO	2.676	NO
31	20	PFNS	549.1 > 80.1	2204.167	4140.332	1.00	5.12	6.655	9.6	96.4	NO	1.552	NO
32	21	L-MeFOSAA	570 > 419	8492.596	7689.718	1.00	5.20	13.805	10.3	102.9	NO	2.501	NO
33	46	13C8-PFOSA	506.1 > 77.7	7231.408	22364.029	1.00	4.73	4.042	14.5	115.9	NO		
34	47	13C8-PFOS	507.0 > 79.9	4140.332	3822.272	1.00	4.76	13.540	13.3	106.1	NO		
35	48	13C2-PFDA	515.1 > 469.9	16639.539	16153.218	1.00	5.05	12.876	12.6	100.5	NO		
36	49	13C2-8:2 FTS	529.1 > 508.7	3047.465	3822.272	1.00	5.02	9.966	13.2	105.8	NO		

CAH 10/1/18

Vista Analytical Laboratory

Dataset: Z:\Projects\PFAS.PRO\Results\180928M1\180928M1-83.qld

Last Altered: Monday, October 01, 2018 13:04:44 Pacific Daylight Time
Printed: Monday, October 01, 2018 13:05:16 Pacific Daylight Time

Name: 180928M1_83, Date: 29-Sep-2018, Time: 01:55:06, ID: ST180928M1-7 PFC CS3 18I1706, Description: PFC CS3 18I1706

	#	Name	Trace	Area	IS Area	wt/vol	RT	Response	Conc.	%Rec	Recovery ...	Ion Ratio	Ratio Out?
37	47	13C8-PFOS	507.0 > 79.9	4140.332	3822.272	1.00	4.76	13.540	13.3	106.1	NO		
38	50	d3-N-MeFOSAA	573.3 > 419	7689.718	22364.029	1.00	5.20	4.298	11.9	95.4	NO		
39	-1												
40	23	L-EtFOSAA	584.1 > 419	7054.082	8302.845	1.00	5.36	10.620	9.8	97.8	NO	1.403	NO
41	27	PFDoA	612.9 > 569.0	24957.611	21275.977	1.00	5.66	14.663	11.1	111.3	NO	10.119	NO
42	26	PFDS	598.8 > 79.9	3349.112	4140.332	1.00	5.43	10.111	9.6	96.0	NO	1.696	NO
43	25	PFUdA	563.0 > 518.9	18820.932	22000.381	1.00	5.38	10.694	10.4	104.0	NO	12.149	NO
44	28	N-MeFOSA	512.1 > 168.9	9170.057	27200.869	1.00	5.74	50.569	51.7	103.3	NO	1.450	NO
45	29	PFTrDA	662.9 > 618.9	26536.137	21275.977	1.00	5.92	15.590	10.4	104.1	NO	30.962	NO
46	52	d5-N-EtFOSAA	589.3 > 419	8302.845	22364.029	1.00	5.36	4.641	12.5	99.9	NO		
47	53	13C2-PFDoA	615.0 > 569.7	21275.977	16153.218	1.00	5.66	16.464	12.7	101.7	NO		
48	47	13C8-PFOS	507.0 > 79.9	4140.332	3822.272	1.00	4.76	13.540	13.3	106.1	NO		
49	51	13C2-PFUdA	565 > 519.8	22000.381	22364.029	1.00	5.38	12.297	11.8	94.7	NO		
50	54	d3-N-MeFOSA	515.2 > 168.9	27200.869	22364.029	1.00	5.76	15.203	154.7	103.2	NO		
51	53	13C2-PFDoA	615.0 > 569.7	21275.977	16153.218	1.00	5.66	16.464	12.7	101.7	NO		
52	-1												
53	30	PFTeDA	712.8 > 669.0	25631.035	14323.501	1.00	6.13	22.368	13.0	129.9	NO	13.509	NO
54	31	N-EtFOSA	526.1 > 168.9	9879.759	32569.559	1.00	6.16	45.502	52.2	104.5	NO	1.576	NO
55	32	PFHxDA	813.1 > 768.6	11420.062	10353.584	1.00	6.47	5.515	8.6	85.8	NO	26.499	NO
56	33	PFODA	913.1 > 868.8	21299.129	10353.584	1.00	6.70	10.286	10.7	107.2	NO		
57	34	N-MeFOSE	616.1 > 58.9	7256.050	22567.686	1.00	6.33	48.229	53.2	106.4	NO		
58	35	N-EtFOSE	630.1 > 58.9	8496.265	23439.260	1.00	6.48	54.372	53.9	107.8	NO		
59	55	13C2-PFTeDA	714.8 > 669.6	14323.501	22364.029	1.00	6.13	8.006	9.1	72.9	NO		
60	56	d5-N-ETFOSA	531.1 > 168.9	32569.559	22364.029	1.00	6.17	18.204	158.1	105.4	NO		
61	57	13C2-PFHxDA	815 > 769.7	10353.584	22364.029	1.00	6.46	5.787	4.2	83.6	NO		
62	57	13C2-PFHxDA	815 > 769.7	10353.584	22364.029	1.00	6.46	5.787	4.2	83.6	NO		
63	58	d7-N-MeFOSE	623.1 > 58.9	22567.686	22364.029	1.00	6.33	12.614	155.3	103.5	NO		
64	59	d9-N-EtFOSE	639.2 > 58.8	23439.260	22364.029	1.00	6.48	13.101	157.9	105.2	NO		
65	-1												
66	60	13C4-PFBA	217. > 172	13059.426	13059.426	1.00	1.28	12.500	12.5	100.0	NO		
67	61	13C5-PFHxA	318 > 272.9	22047.992	22047.992	1.00	3.07	12.500	12.5	100.0	NO		
68	62	13C3-PFHxS	401.8 > 79.9	3702.459	3702.459	1.00	3.86	12.500	12.5	100.0	NO		
69	63	13C8-PFOA	420.9 > 376	25102.486	25102.486	1.00	4.23	12.500	12.5	100.0	NO		
70	64	13C9-PFNA	472.2 > 426.9	18508.586	18508.586	1.00	4.67	12.500	12.5	100.0	NO		
71	65	13C4-PFOS	503 > 79.9	3822.272	3822.272	1.00	4.76	12.500	12.5	100.0	NO		
72	66	13C6-PFDA	519.1 > 473.7	16153.218	16153.218	1.00	5.05	12.500	12.5	100.0	NO		

Dataset: Z:\Projects\PFAS.PRO\Results\180928M1\180928M1-83.qld

Last Altered: Monday, October 01, 2018 13:04:44 Pacific Daylight Time
Printed: Monday, October 01, 2018 13:05:16 Pacific Daylight Time

Name: 180928M1_83, Date: 29-Sep-2018, Time: 01:55:06, ID: ST180928M1-7 PFC CS3 18I1706, Description: PFC CS3 18I1706

	#	Name	Trace	Area	IS Area	wt/vol	RT	Response	Conc.	%Rec	Recovery ...	Ion Ratio	Ratio Out?
73	67	13C7-PFUdA	570.1 > 524.8	22364.029	22364.029	1.00	5.38	12.500	12.5	100.0	NO		

Quantify Compound Summary Report **MassLynx MassLynx V4.1 SCN945 SCN960**
Vista Analytical Laboratory

Dataset: Untitled

Last Altered: Sunday, September 30, 2018 09:41:52 Pacific Daylight Time
Printed: Sunday, September 30, 2018 09:43:27 Pacific Daylight Time

Method: F:\Projects\PFAS.PRO\MethDB\PFAS_FULL_80C_092818.mdb 29 Sep 2018 16:55:53
Calibration: F:\Projects\PFAS.PRO\CurveDB\C18_VAL-PFAS_Q4_09-27-18.cdb 28 Sep 2018 09:49:55

Compound name: PFBA

	#	Name	ID	Acq.Date	Acq.Time
1	1	180928M1_1	IPA	28-Sep-18	11:13:38
2	2	180928M1_2	ST180928M1-1 PFC CS0 18I1703	28-Sep-18	11:24:10
3	3	180928M1_3	IPA	28-Sep-18	11:34:48
4	4	180928M1_4	1802894-01 FM1808290925MK 0.02037	28-Sep-18	11:48:48
5	5	180928M1_5	1802894-02 SW1808290930MK 0.26376	28-Sep-18	11:59:22
6	6	180928M1_6	1802894-04 SW1808291435MK 0.25853	28-Sep-18	12:09:55
7	7	180928M1_7	1802895-01@5X 93789.17 5.06	28-Sep-18	12:20:33
8	8	180928M1_8	B8I0160-BS1 OPR 0.125	28-Sep-18	12:31:05
9	9	180928M1_9	B8I0160-BLK1 Method Blank 0.125	28-Sep-18	12:41:44
10	10	180928M1_10	B8I0160-MS1 Matrix Spike 0.11671	28-Sep-18	12:52:22
11	11	180928M1_11	B8I0160-MSD1 Matrix Spike Dup 0.11797	28-Sep-18	13:02:55
12	12	180928M1_12	1803102-01 OF-INF01-092018 0.11589	28-Sep-18	13:13:34
13	13	180928M1_13	1803102-02 OF-SAC01-092018 0.11487	28-Sep-18	13:24:12
14	14	180928M1_14	1803102-03 OF-MID01-092018 0.1169	28-Sep-18	13:34:45
15	15	180928M1_15	1803102-04 OF-EFF01-092018 0.11584	28-Sep-18	13:45:23
16	16	180928M1_16	1803102-05 OF-INF01-WT-092018 0.11...	28-Sep-18	14:04:29
17	17	180928M1_17	1803102-06 OF-MID01-WT-092018 0.1...	28-Sep-18	14:15:03
18	18	180928M1_18	IPA	28-Sep-18	14:25:41
19	19	180928M1_19	ST180928M1-2 PFC CS3 18I1706	28-Sep-18	14:36:14
20	20	180928M1_20	1803102-07 OF-EFF01-WT-092018 0.1...	28-Sep-18	14:46:53
21	21	180928M1_21	1803102-08 OF-EFF01P-WT-092018 0....	28-Sep-18	14:57:25
22	22	180928M1_22	1803102-09 OF-FB01-WT-092018 0.11...	28-Sep-18	15:08:03
23	23	180928M1_23	B8I0165-BS1 OPR 1	28-Sep-18	15:18:37
24	24	180928M1_24	B8I0165-BLK1 Method Blank 1	28-Sep-18	15:29:16
25	25	180928M1_25	B8I0165-MS1 Matrix Spike 1.32	28-Sep-18	15:39:49
26	26	180928M1_26	B8I0165-MSD1 Matrix Spike Dup 1.31	28-Sep-18	15:50:27
27	27	180928M1_27	1802726-01RE1 DPT-10 (1.5-2.2) 1.09	28-Sep-18	16:01:00
28	28	180928M1_28	1802726-03RE1 DPT-09 (6.9-7.9) 1.14	28-Sep-18	16:12:04
29	29	180928M1_29	1802726-05RE1 DPT-08 (4.1-5.1) 1.28	28-Sep-18	16:22:40
30	30	180928M1_30	1802726-08RE1 DPT-05 (5-6) 1.39	28-Sep-18	16:33:14
31	31	180928M1_31	1802726-09RE1 DPT-05 (8-9) 1.23	28-Sep-18	16:43:52
32	32	180928M1_32	1802726-10RE1 DPT-03 (0-1) 1.11	28-Sep-18	16:54:25

Vista Analytical Laboratory

Dataset: Untitled

Last Altered: Sunday, September 30, 2018 09:41:52 Pacific Daylight Time
Printed: Sunday, September 30, 2018 09:43:27 Pacific Daylight Time

Compound name: PFBA

	#	Name	ID	Acq.Date	Acq.Time
33	33	180928M1_33	1802726-13RE1 DPT-01 (7-8) 1.35	28-Sep-18	17:05:04
34	34	180928M1_34	1802726-15RE1 DPT-02 (9-10) 1.12	28-Sep-18	17:15:36
35	35	180928M1_35	IPA	28-Sep-18	17:26:15
36	36	180928M1_36	ST180928M1-3 PFC CS3 18I1706	28-Sep-18	17:36:47
37	37	180928M1_37	1802726-16RE1 DPT-02 (13-14) 1.17	28-Sep-18	17:47:25
38	38	180928M1_38	1802726-18RE1 DPT-DUP 2 1.13	28-Sep-18	17:58:04
39	39	180928M1_39	B8I0191-BLK1 Method Blank 0.25	28-Sep-18	18:08:37
40	40	180928M1_40	B8I0191-BS1 OPR 0.25	28-Sep-18	18:19:15
41	41	180928M1_41	1803144-01 WMP1809241105PT 0.244...	28-Sep-18	18:29:48
42	42	180928M1_42	1803144-02 WMP1809241112PT 0.248...	28-Sep-18	18:40:27
43	43	180928M1_43	1803144-03 WMP1809241117PT 0.248...	28-Sep-18	18:51:00
44	44	180928M1_44	1803146-01 GW1809210945MK 0.25567	28-Sep-18	19:01:39
45	45	180928M1_45	1803146-02 GW1809211100MK 0.24701	28-Sep-18	19:12:17
46	46	180928M1_46	1802900-01@5X PW1809041355GC 0....	28-Sep-18	19:22:51
47	47	180928M1_47	IPA	28-Sep-18	19:33:29
48	48	180928M1_48	1802900-02 PW1809041415GC 0.22528	28-Sep-18	19:44:01
49	49	180928M1_49	1802900-03@5X PW1809041445GC 0....	28-Sep-18	19:54:40
50	50	180928M1_50	IPA	28-Sep-18	20:05:18
51	51	180928M1_51	ST180928M1-4 PFC CS3 18I1706	28-Sep-18	20:15:51
52	52	180928M1_52	B8I0130-BS1 OPR 1	28-Sep-18	20:26:30
53	53	180928M1_53	B8I0130-BLK1 Method Blank 1	28-Sep-18	20:37:02
54	54	180928M1_54	B8I0130-MS1 Matrix Spike 1.09	28-Sep-18	20:47:41
55	55	180928M1_55	B8I0130-MSD1 Matrix Spike Dup 1.11	28-Sep-18	20:58:19
56	56	180928M1_56	1802992-08 18Q3SS035-TMW0401-S...	28-Sep-18	21:08:52
57	57	180928M1_57	1802992-09 18Q3SS035-TMW0402-S...	28-Sep-18	21:19:31
58	58	180928M1_58	1802992-10 18Q3SS035-TMW0301-S...	28-Sep-18	21:30:04
59	59	180928M1_59	1802992-11 18Q3SS035-TMW0302-SO...	28-Sep-18	21:40:42
60	60	180928M1_60	1802992-12 18Q3SS035-SB2503-SO-0...	28-Sep-18	21:51:15
61	61	180928M1_61	1802992-13 18Q3SS035-SB2603-SO-0...	28-Sep-18	22:01:54
62	62	180928M1_62	B8I0100-BS1 OPR 0.25	28-Sep-18	22:12:27
63	63	180928M1_63	B8I0100-BLK1 Method Blank 0.25	28-Sep-18	22:23:06
64	64	180928M1_64	1802982-01@10X FM1809061700GC 0...	28-Sep-18	22:33:44
65	65	180928M1_65	IPA	28-Sep-18	22:44:17
66	66	180928M1_66	ST180928M1-5 PFC CS0 18I1703	28-Sep-18	22:54:56
67	67	180928M1_67	ST180928M1-6 PFC CS3 18I1706	28-Sep-18	23:05:29
68	68	180928M1_68	1802982-02 SW1809061705GC 0.2508	28-Sep-18	23:16:08

Vista Analytical Laboratory

Dataset: Untitled

Last Altered: Sunday, September 30, 2018 09:41:52 Pacific Daylight Time
Printed: Sunday, September 30, 2018 09:43:27 Pacific Daylight Time

Compound name: PFBA

	#	Name	ID	Acq.Date	Acq.Time
69	69	180928M1_69	B8I0081-BLK1 Method Blank 0.25	28-Sep-18	23:26:41
70	70	180928M1_70	B8I0081-BS1 OPR 0.25	28-Sep-18	23:37:19
71	71	180928M1_71	1802896-01 Bemidji Pilot APR2 lead 0.2...	28-Sep-18	23:47:52
72	72	180928M1_72	1802896-02 Bemidji Pilot PSR2 + 0.25556	28-Sep-18	23:58:30
73	73	180928M1_73	1802896-03 Bemidji Pilot APR2 Lag 0.257	29-Sep-18	00:09:03
74	74	180928M1_74	1802896-04 Bemidji Pilot PSR2 + Lag 0....	29-Sep-18	00:19:42
75	75	180928M1_75	1802909-01 SWIN1808301300GGA 0.2...	29-Sep-18	00:30:15
76	76	180928M1_76	1802909-02 SWEF1808301310GGA 0....	29-Sep-18	00:40:53
77	77	180928M1_77	B8I0208-BS1 OPR 0.125	29-Sep-18	00:51:27
78	78	180928M1_78	B8I0208-BLK1 Method Blank 0.125	29-Sep-18	01:02:06
79	79	180928M1_79	1803074-01@250 S-W FIRE SYSTEM ...	29-Sep-18	01:12:44
80	80	180928M1_80	1803074-01@500 S-W FIRE SYSTEM ...	29-Sep-18	01:23:17
81	81	180928M1_81	1803074-01@1000 S-W FIRE SYSTEM...	29-Sep-18	01:33:55
82	82	180928M1_82	IPA	29-Sep-18	01:44:28
83	83	180928M1_83	ST180928M1-7 PFC CS3 18I1706	29-Sep-18	01:55:06
84	84	180928M1_84	B8I0138-BLK1 Method Blank 0.25	29-Sep-18	02:05:39
85	85	180928M1_85	B8I0138-BS1 OPR 0.25	29-Sep-18	02:16:17
86	86	180928M1_86	1803006-01 1809346-01A 0.23756	29-Sep-18	02:26:50
87	87	180928M1_87	1803006-02 1809346-02A 0.24166	29-Sep-18	02:37:29
88	88	180928M1_88	1803007-01 1809347-01A 0.22883	29-Sep-18	02:47:59
89	89	180928M1_89	1803007-02 1809347-02A 0.23027	29-Sep-18	02:58:37
90	90	180928M1_90	1803007-03 1809347-03A 0.25431	29-Sep-18	03:09:10
91	91	180928M1_91	1803031-01 SWIN1809100900GGA 0.2...	29-Sep-18	03:19:48
92	92	180928M1_92	1803031-02 SWEF1809100930GGA 0....	29-Sep-18	03:30:21
93	93	180928M1_93	1803033-01 SWIN1809081500GGA 0.2...	29-Sep-18	03:40:59
94	94	180928M1_94	1803033-02 SWEF1809081510GGA 0....	29-Sep-18	03:51:32
95	95	180928M1_95	1803047-01 SW1809131040SK 0.24106	29-Sep-18	04:02:10
96	96	180928M1_96	IPA	29-Sep-18	04:12:43
97	97	180928M1_97	ST180928M1-8 PFC CS3 18I1706	29-Sep-18	04:23:21
98	98	180928M1_98	1803047-02 SW1809131055SK 0.23748	29-Sep-18	04:34:00
99	99	180928M1_99	1803047-03 SW1809131140SK 0.24539	29-Sep-18	04:44:32
100	1...	180928M1_100	1803047-04 SW1809131210SK 0.24305	29-Sep-18	04:55:11
101	1...	180928M1_101	IPA	29-Sep-18	05:05:49
102	1...	180928M1_102	ST180928M1-9 PFC CS3 18I1706	29-Sep-18	05:16:22
103	1...	180928M1_103	SALTWATER BLK QC	29-Sep-18	05:27:00
104	1...	180928M1_104	SALTWATER BS1 QC	29-Sep-18	05:37:34

Vista Analytical Laboratory

Dataset: Untitled

Last Altered: Sunday, September 30, 2018 09:41:52 Pacific Daylight Time
Printed: Sunday, September 30, 2018 09:43:27 Pacific Daylight Time

Compound name: PFBA

	#	Name	ID	Acq.Date	Acq.Time
105	1...	180928M1_105	1 BLK	29-Sep-18	05:48:13
106	1...	180928M1_106	1 BS1	29-Sep-18	05:58:51
107	1...	180928M1_107	2 BLK	29-Sep-18	06:09:24
108	1...	180928M1_108	2 BS1	29-Sep-18	06:20:02
109	1...	180928M1_109	3 BLK	29-Sep-18	06:30:34
110	1...	180928M1_110	3 BS1	29-Sep-18	06:41:12
111	1...	180928M1_111	4 BLK	29-Sep-18	06:51:44
112	1...	180928M1_112	4 BS1	29-Sep-18	07:02:23
113	1...	180928M1_113	5 BLK	29-Sep-18	07:12:55
114	1...	180928M1_114	5 BS1	29-Sep-18	07:23:34
115	1...	180928M1_115	6 BLK	29-Sep-18	07:34:06
116	1...	180928M1_116	6 BS1	29-Sep-18	07:44:44
117	1...	180928M1_117	7 BLK	29-Sep-18	07:55:18
118	1...	180928M1_118	7 BS1	29-Sep-18	08:05:56

Vista Analytical Laboratory

Dataset: Z:\Projects\PFAS.PRO\Results\180928M1\180928M1-83.qld

Last Altered: Monday, October 01, 2018 13:04:44 Pacific Daylight Time
Printed: Monday, October 01, 2018 13:05:16 Pacific Daylight Time

Method: F:\Projects\PFAS.PRO\MethDB\PFAS_FULL_80C_092818.mdb 29 Sep 2018 16:55:53
Calibration: F:\Projects\PFAS.PRO\CurveDB\C18_VAL-PFAS_Q4_09-27-18.cdb 28 Sep 2018 09:49:55

Name: 180928M1_83, Date: 29-Sep-2018, Time: 01:55:06, ID: ST180928M1-7 PFC CS3 18I1706, Description: PFC CS3 18I1706

PFBA
F2:MRM of 1 channel,ES-
213.0 > 168.8
8.609e+004

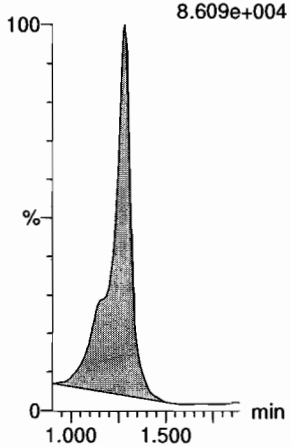

PFPeA
F5:MRM of 1 channel,ES-
263.1 > 218.9
2.192e+005

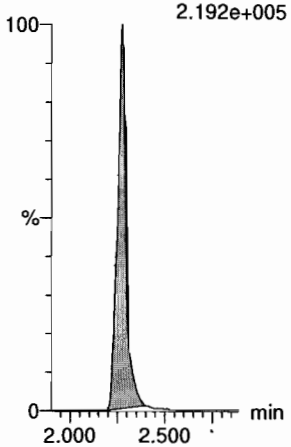

PFBS
F7:MRM of 2 channels,ES-
299.0 > 79.7
6.337e+004

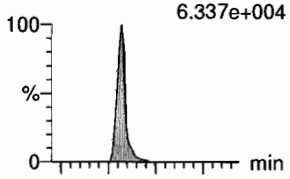

F7:MRM of 2 channels,ES-
299.0 > 99.0
2.032e+004

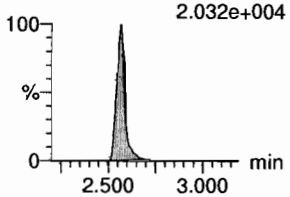

4:2 FTS
F12:MRM of 2 channels,ES-
327.2 > 307.2
7.273e+004

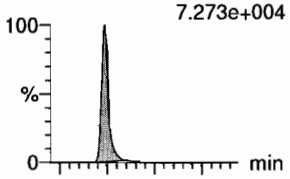

F12:MRM of 2 channels,ES-
327.2 > 81.1
3.632e+004

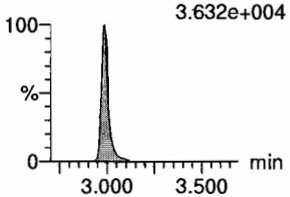

PFHxA
F9:MRM of 2 channels,ES-
313 > 269
3.640e+005

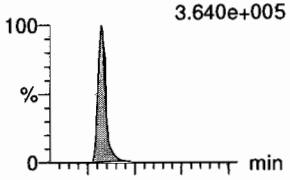

F9:MRM of 2 channels,ES-
313 > 118.9
2.456e+004

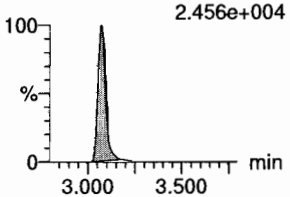

PFPeS
F15:MRM of 2 channels,ES-
349.1 > 80.1
5.293e+004

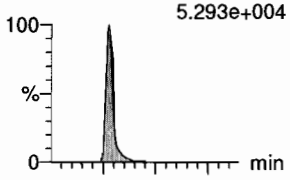

F15:MRM of 2 channels,ES-
349.1 > 99
3.989e+004

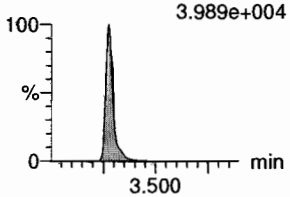

13C3-PFBA
F3:MRM of 1 channel,ES-
216.1 > 171.8
8.887e+004

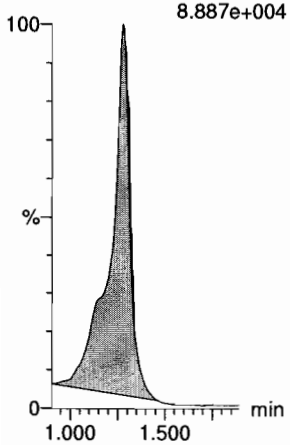

13C3-PFPeA
F6:MRM of 1 channel,ES-
266. > 221.8
2.703e+005

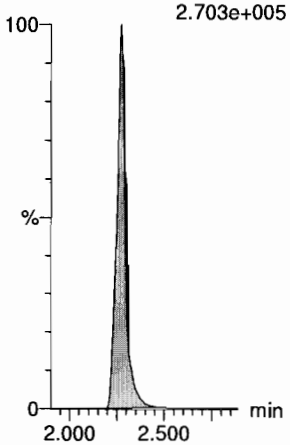

13C3-PFBS
F8:MRM of 1 channel,ES-
302. > 98.8
4.168e+004

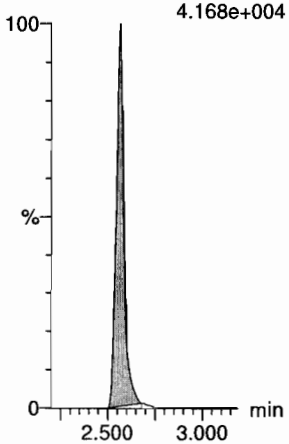

13C2-4:2 FTS
F13:MRM of 1 channel,ES-
329.2 > 308.9
1.016e+005

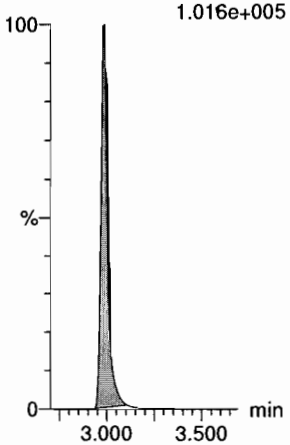

13C2-PFHxA
F10:MRM of 1 channel,ES-
315 > 270
1.917e+005

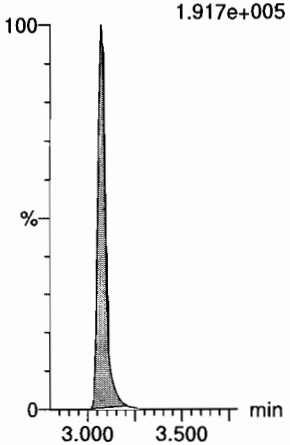

13C3-PFBS
F8:MRM of 1 channel,ES-
302. > 98.8
4.168e+004

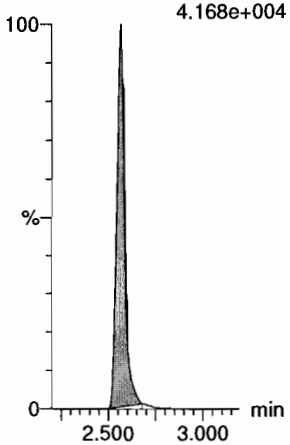

Vista Analytical Laboratory

Dataset: Z:\Projects\PFAS.PRO\Results\180928M1\180928M1-83.qld

Last Altered: Monday, October 01, 2018 13:04:44 Pacific Daylight Time
Printed: Monday, October 01, 2018 13:05:16 Pacific Daylight Time

Name: 180928M1_83, Date: 29-Sep-2018, Time: 01:55:06, ID: ST180928M1-7 PFC CS3 18I1706, Description: PFC CS3 18I1706

6:2 FTS
F24:MRM of 2 channels,ES-
427.1 > 407
8.590e+004

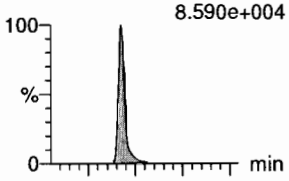

F24:MRM of 2 channels,ES-
427.1 > 80
3.018e+004

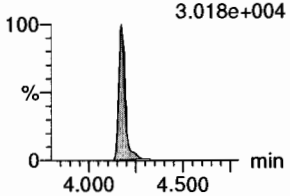

PFHpA
F16:MRM of 2 channels,ES-
363.0 > 318.9
3.032e+005

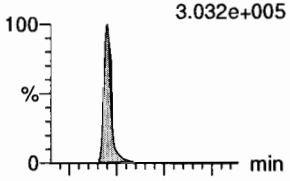

F16:MRM of 2 channels,ES-
363.0 > 169.0
1.388e+004

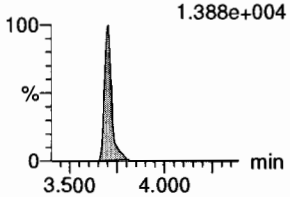

L-PFHxS
F18:MRM of 2 channels,ES-
398.9 > 79.6
5.491e+004

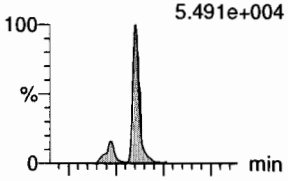

F18:MRM of 2 channels,ES-
398.9 > 99.0
2.819e+004

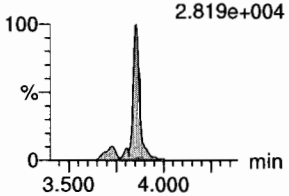

L-PFOA
F21:MRM of 2 channels,ES-
412.8 > 368.9
5.374e+005

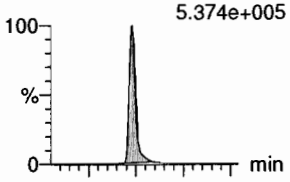

F21:MRM of 2 channels,ES-
412.8 > 169
1.604e+005

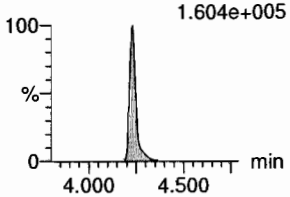

PFHpS
F26:MRM of 2 channels,ES-
449 > 80.0
6.349e+004

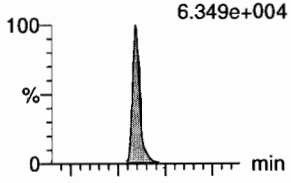

F26:MRM of 2 channels,ES-
449 > 98.7
3.683e+004

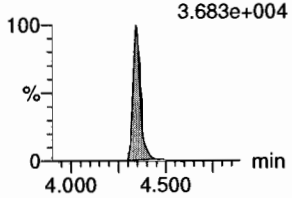

PFNA
F27:MRM of 2 channels,ES-
463.0 > 418.8
4.158e+005

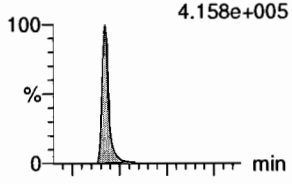

F27:MRM of 2 channels,ES-
463.0 > 219.0
8.008e+004

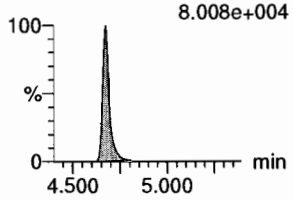

13C2-6:2 FTS
F25:MRM of 1 channel,ES-
429.1 > 408.9
1.048e+005

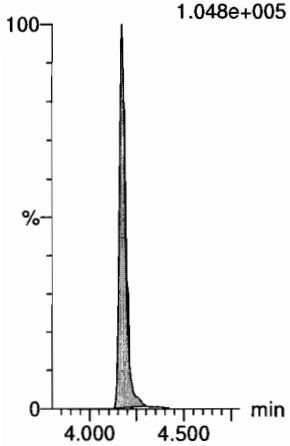

13C4-PFHpA
F17:MRM of 1 channel,ES-
367.2 > 321.8
2.923e+005

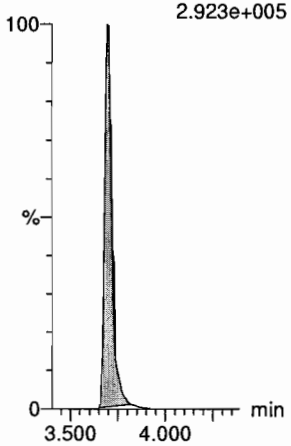

18O2-PFHxS
F20:MRM of 1 channel,ES-
403.0 > 102.6
4.404e+004

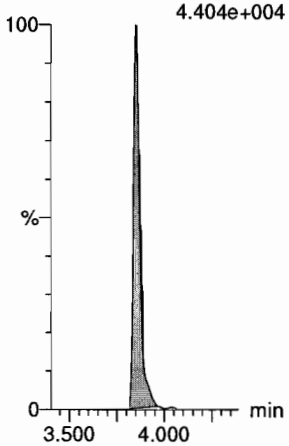

13C2-PFOA
F22:MRM of 1 channel,ES-
414.9 > 369.7
4.756e+005

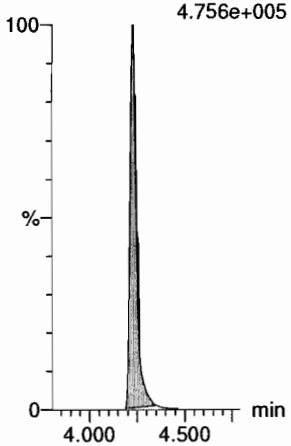

13C8-PFOS
F35:MRM of 1 channel,ES-
507.0 > 79.9
8.716e+004

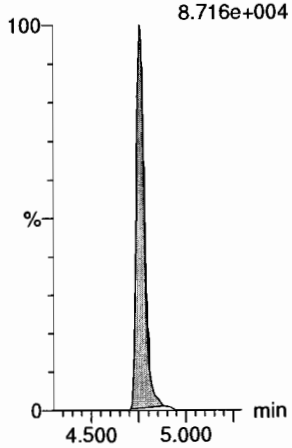

13C5-PFNA
F28:MRM of 1 channel,ES-
468.2 > 422.9
4.733e+005

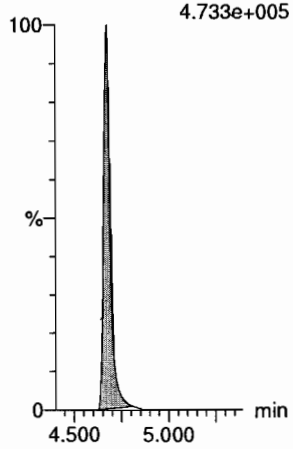

Vista Analytical Laboratory

Dataset: Z:\Projects\PFAS.PRO\Results\180928M1\180928M1-83.qld

Last Altered: Monday, October 01, 2018 13:04:44 Pacific Daylight Time
Printed: Monday, October 01, 2018 13:05:16 Pacific Daylight Time

Name: 180928M1_83, Date: 29-Sep-2018, Time: 01:55:06, ID: ST180928M1-7 PFC CS3 18I1706, Description: PFC CS3 18I1706

PFOSA
F30:MRM of 2 channels,ES-
497.9 > 77.9
1.299e+005

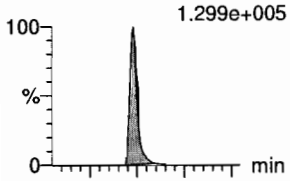

F30:MRM of 2 channels,ES-
497.9 > 169
5.201e+003

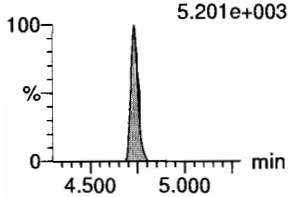

L-PFOS
F32:MRM of 2 channels,ES-
498.9 > 79.9
5.571e+004

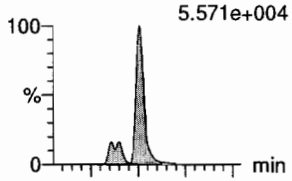

F32:MRM of 2 channels,ES-
498.9 > 99
2.991e+004

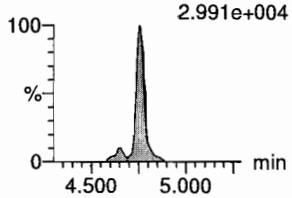

PFDA
F37:MRM of 2 channels,ES-
513 > 468.8
3.841e+005

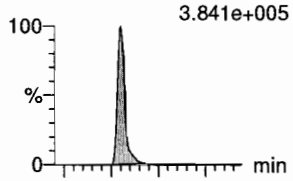

F37:MRM of 2 channels,ES-
513 > 219
6.598e+004

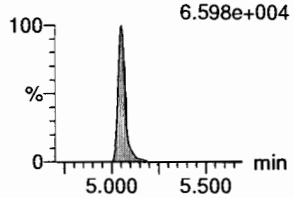

8:2 FTS
F42:MRM of 2 channels,ES-
527 > 506.9
8.459e+004

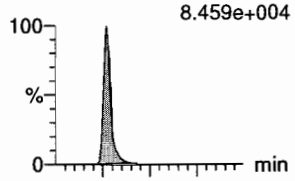

F42:MRM of 2 channels,ES-
527 > 80
2.972e+004

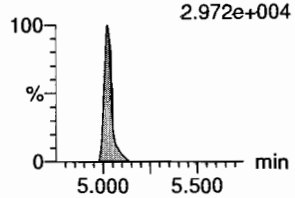

PFNS
F45:MRM of 2 channels,ES-
549.1 > 80.1
4.725e+004

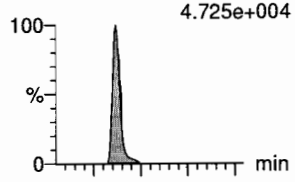

F45:MRM of 2 channels,ES-
549.1 > 99.1
2.918e+004

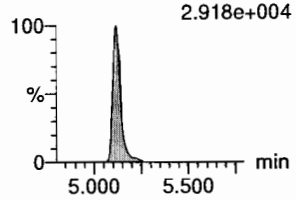

L-MeFOSAA
F48:MRM of 2 channels,ES-
570 > 419
1.565e+005

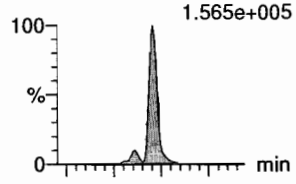

F48:MRM of 2 channels,ES-
570. > 512
5.546e+004

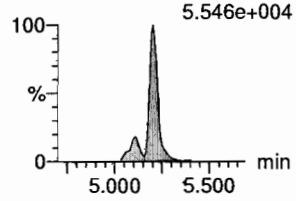

13C8-PFOSA
F34:MRM of 1 channel,ES-
506.1 > 77.7
1.572e+005

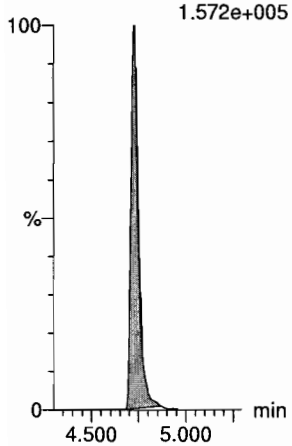

13C8-PFOS
F35:MRM of 1 channel,ES-
507.0 > 79.9
8.716e+004

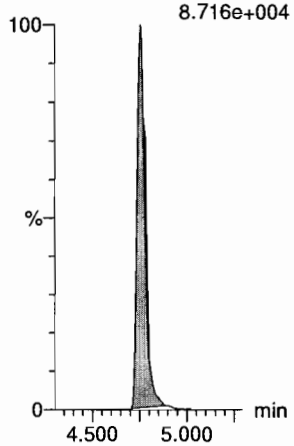

13C2-PFDA
F38:MRM of 1 channel,ES-
515.1 > 469.9
3.910e+005

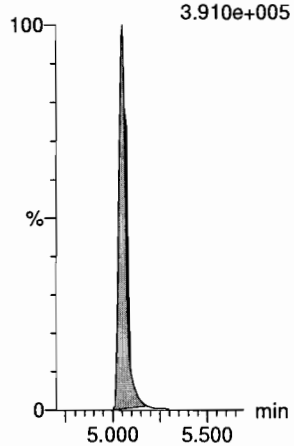

13C2-8:2 FTS
F43:MRM of 1 channel,ES-
529.1 > 508.7
7.011e+004

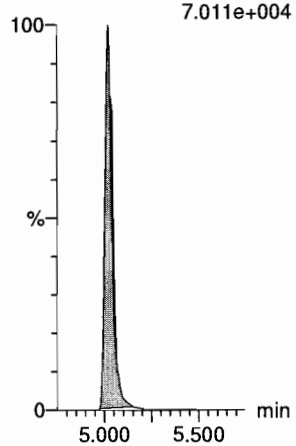

13C8-PFOS
F35:MRM of 1 channel,ES-
507.0 > 79.9
8.716e+004

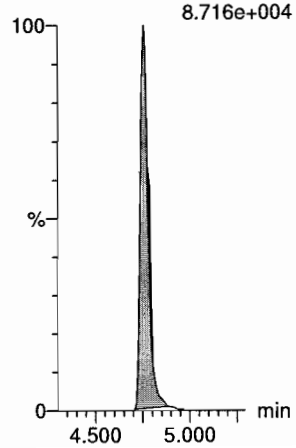

d3-N-MeFOSAA
F50:MRM of 1 channel,ES-
573.3 > 419
1.536e+005

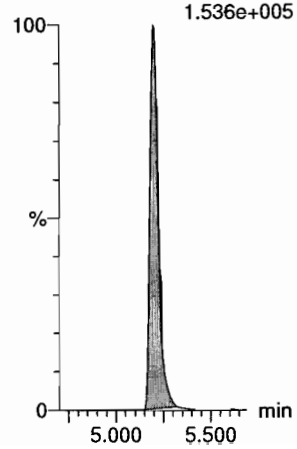

Vista Analytical Laboratory

Dataset: Z:\Projects\PFAS.PRO\Results\180928M1\180928M1-83.qld

Last Altered: Monday, October 01, 2018 13:04:44 Pacific Daylight Time
Printed: Monday, October 01, 2018 13:05:16 Pacific Daylight Time

Name: 180928M1_83, Date: 29-Sep-2018, Time: 01:55:06, ID: ST180928M1-7 PFC CS3 18I1706, Description: PFC CS3 18I1706

L-EtFOSAA

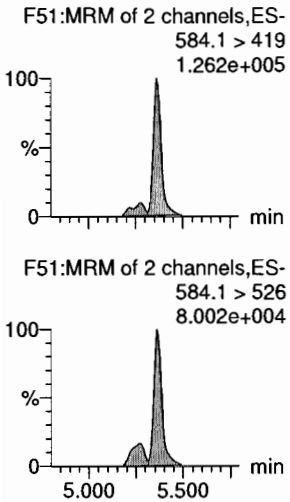

PFDoA

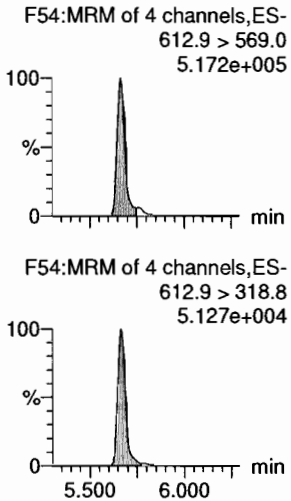

PFDS

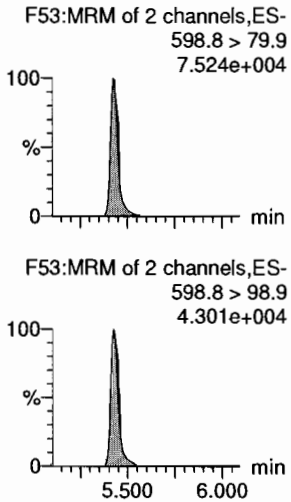

PFUdA

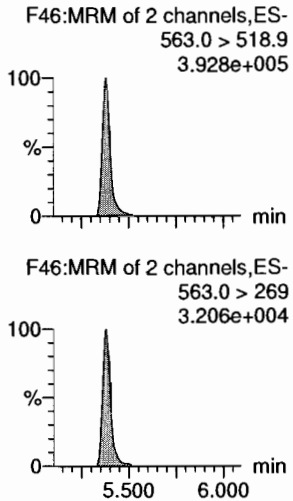

N-MeFOSA

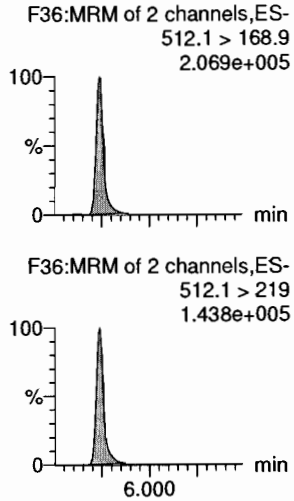

PFTrDA

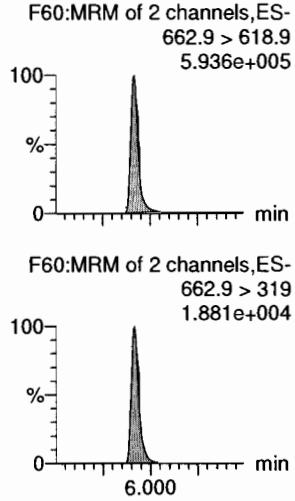

d5-N-EtFOSAA

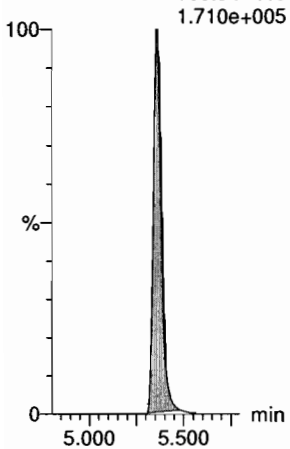

13C2-PFDoA

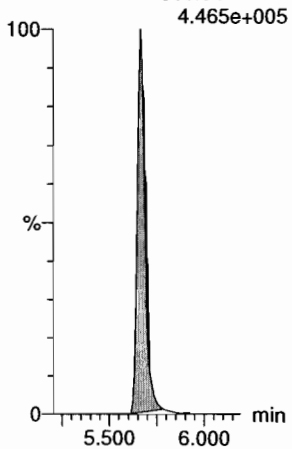

13C8-PFOS

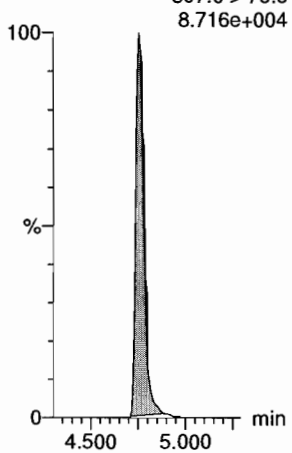

13C2-PFUdA

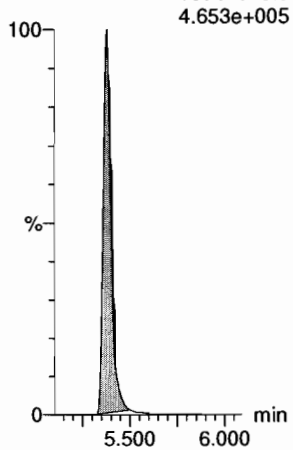

d3-N-MeFOSA

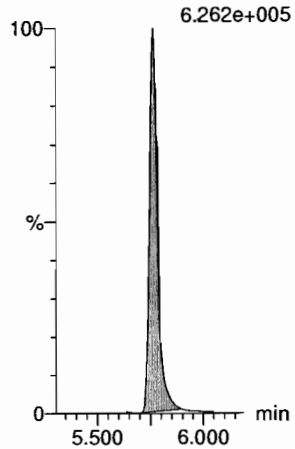

13C2-PFDoA

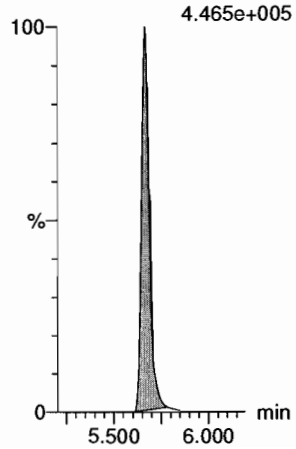

Vista Analytical Laboratory

Dataset: Z:\Projects\PFAS.PRO\Results\180928M1\180928M1-83.qld

Last Altered: Monday, October 01, 2018 13:04:44 Pacific Daylight Time
Printed: Monday, October 01, 2018 13:05:16 Pacific Daylight Time

Name: 180928M1_83, Date: 29-Sep-2018, Time: 01:55:06, ID: ST180928M1-7 PFC CS3 18I1706, Description: PFC CS3 18I1706

PFTeDA
F61:MRM of 2 channels,ES-
712.8 > 669.0
6.021e+005

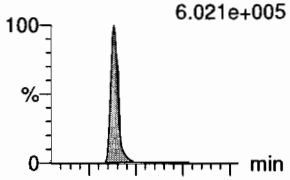

F61:MRM of 2 channels,ES-
712.8 > 368.9
4.190e+004

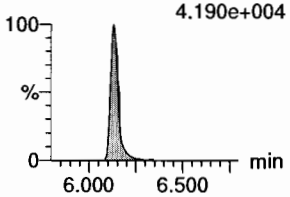

N-EtFOSA
F41:MRM of 2 channels,ES-
526.1 > 168.9
2.153e+005

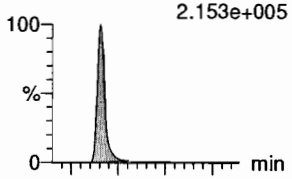

F41:MRM of 2 channels,ES-
526.1 > 219
1.389e+005

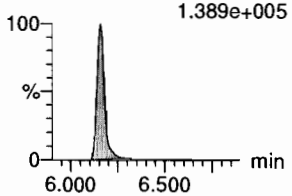

PFHxDA
F63:MRM of 2 channels,ES-
813.1 > 768.6
2.341e+005

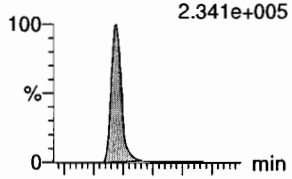

F63:MRM of 2 channels,ES-
813.1 > 219
9.013e+003

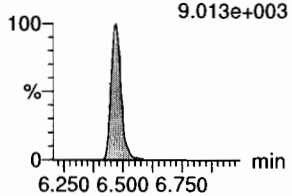

PFODA
F65:MRM of 1 channel,ES-
913.1 > 868.8
4.997e+005

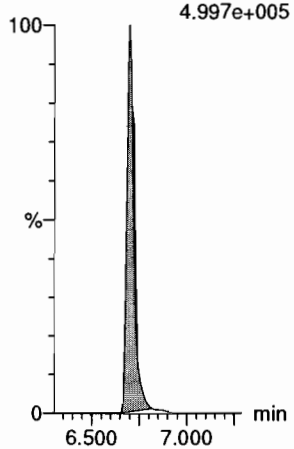

N-MeFOSE
F56:MRM of 1 channel,ES-
616.1 > 58.9
1.463e+005

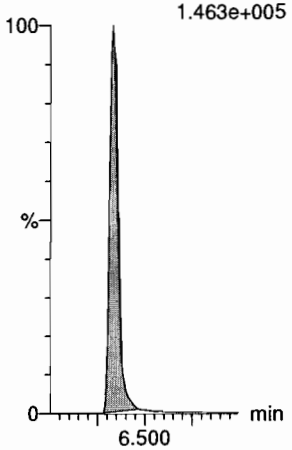

N-EtFOSE
F58:MRM of 1 channel,ES-
630.1 > 58.9
1.791e+005

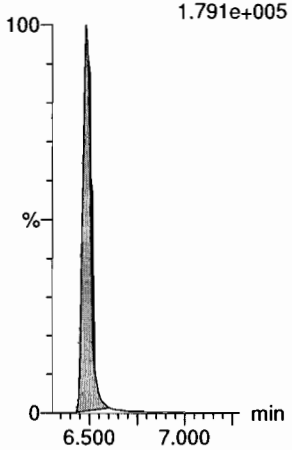

13C2-PFTeDA
F62:MRM of 2 channels,ES-
714.8 > 669.6
3.202e+005

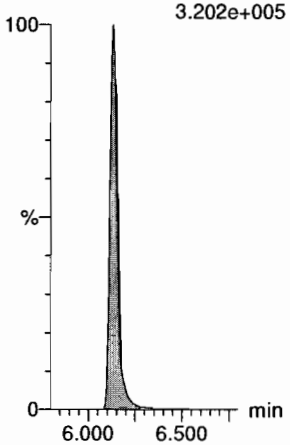

d5-N-ETFOSA
F44:MRM of 1 channel,ES-
531.1 > 168.9
7.134e+005

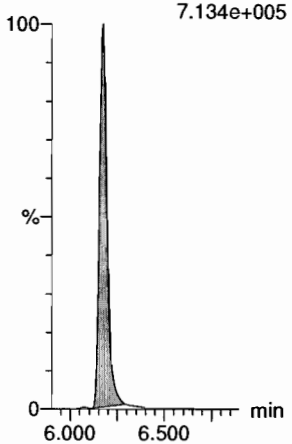

13C2-PFHxDA
F64:MRM of 1 channel,ES-
815 > 769.7
2.091e+005

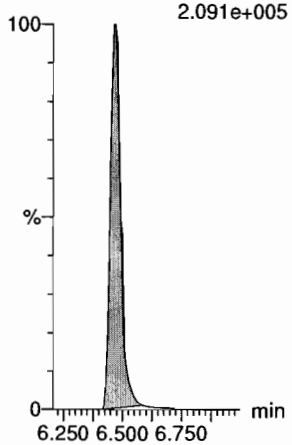

13C2-PFHxDA
F64:MRM of 1 channel,ES-
815 > 769.7
2.091e+005

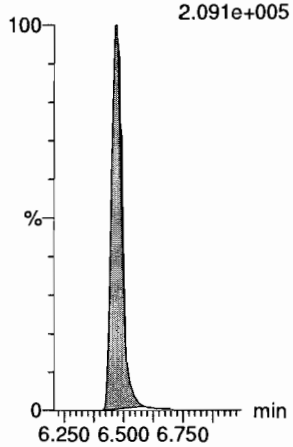

d7-N-MeFOSE
F57:MRM of 1 channel,ES-
623.1 > 58.9
4.576e+005

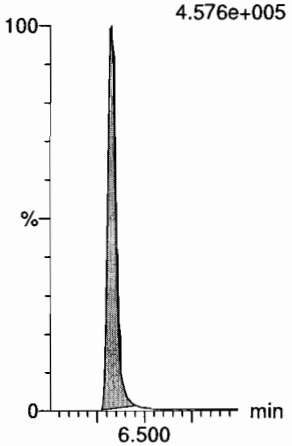

d9-N-EtFOSE
F59:MRM of 1 channel,ES-
639.2 > 58.8
4.818e+005

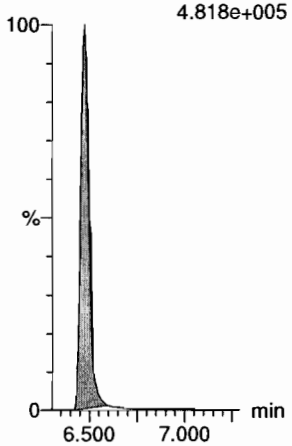

Quantify Sample Report
Vista Analytical Laboratory

Dataset: Z:\Projects\PFAS.PRO\Results\180928M1\180928M1-83.qld

Last Altered: Monday, October 01, 2018 13:04:44 Pacific Daylight Time
Printed: Monday, October 01, 2018 13:05:16 Pacific Daylight Time

Name: 180928M1_83, Date: 29-Sep-2018, Time: 01:55:06, ID: ST180928M1-7 PFC CS3 18I1706, Description: PFC CS3 18I1706

13C4-PFBA

F4:MRM of 1 channel,ES-
217. > 172
1.128e+005

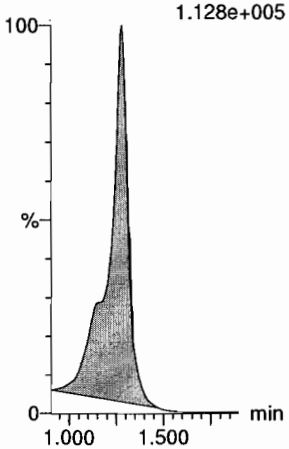

13C5-PFHxA

F11:MRM of 1 channel,ES-
318 > 272.9
4.805e+005

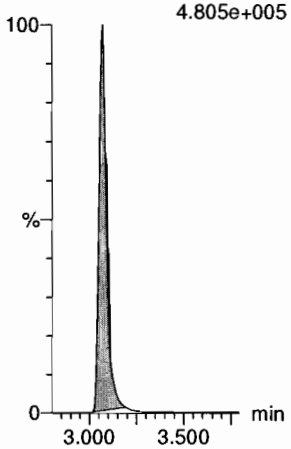

13C3-PFHxS

F19:MRM of 1 channel,ES-
401.8 > 79.9
9.553e+004

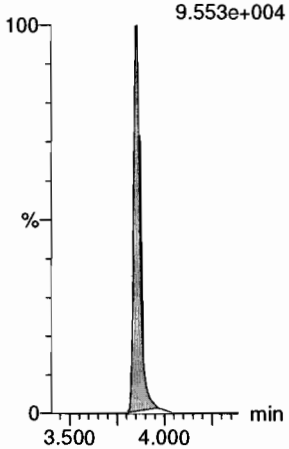

13C8-PFOA

F23:MRM of 1 channel,ES-
420.9 > 376
6.500e+005

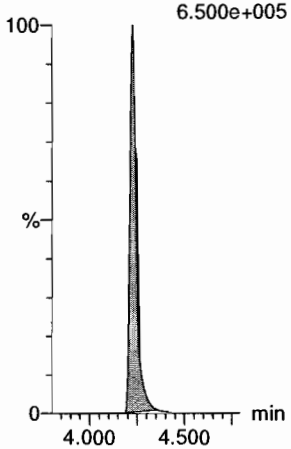

13C9-PFNA

F29:MRM of 1 channel,ES-
472.2 > 426.9
4.574e+005

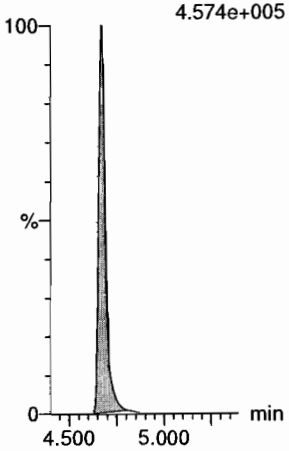

13C4-PFOS

F33:MRM of 1 channel,ES-
503 > 79.9
8.142e+004

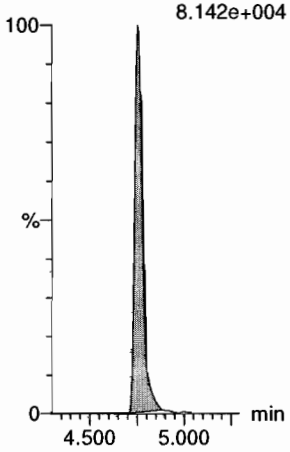

13C6-PFDA

F40:MRM of 1 channel,ES-
519.1 > 473.7
3.694e+005

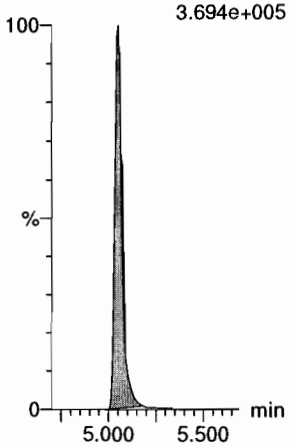

13C7-PFUdA

F49:MRM of 1 channel,ES-
570.1 > 524.8
4.647e+005

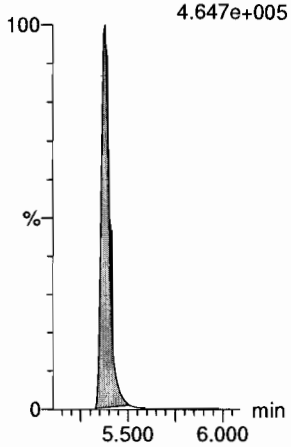

INITIAL CALIBRATION

Quantify Compound Summary Report **MassLynx MassLynx V4.1 SCN945 SCN960**
Vista Analytical Laboratory

Dataset: F:\Projects\PFAS.PRO\Results\180927M1\180927M1-CRV.qld

Last Altered: Friday, September 28, 2018 09:49:55 Pacific Daylight Time
Printed: Friday, September 28, 2018 10:10:27 Pacific Daylight Time

Low Points:
None dropped.

High Points:
4:2 FTS = 100
6:2 FTS = ↓
8:2 FTS = 50

AD 9/28/18

Method: F:\Projects\PFAS.PRO\MethDB\PFAS_FULL_80C_092718.mdb 27 Sep 2018 14:49:25
Calibration: F:\Projects\PFAS.PRO\CurveDB\C18_VAL-PFAS_Q4_09-27-18.cdb 28 Sep 2018 09:49:55

Compound name: PFBA
Correlation coefficient: r = 0.999929, r^2 = 0.999859
Calibration curve: 1.18969 * x + -0.149932
Response type: Internal Std (Ref 36), Area * (IS Conc. / IS Area)
Curve type: Linear, Origin: Exclude, Weighting: 1/x, Axis trans: None

	#	Name	Type	Std. Conc	RT	Area	IS Area	Response	Conc.	%Dev	Conc. Flag	CoD	CoD Flag	x=excluded
1	1	180927M2_2	Standard	0.250	1.35	141.070	8202.880	0.215	0.3	22.7	NO	1.000	NO	MM
2	2	180927M2_3	Standard	0.500	1.35	234.966	8219.220	0.357	0.4	-14.7	NO	1.000	NO	MM
3	3	180927M2_4	Standard	1.000	1.35	652.286	8150.735	1.000	1.0	-3.3	NO	1.000	NO	MM
4	4	180927M2_5	Standard	2.000	1.35	1519.263	8314.067	2.284	2.0	2.3	NO	1.000	NO	MM
5	5	180927M2_6	Standard	5.000	1.35	3815.057	8420.146	5.664	4.9	-2.3	NO	1.000	NO	MM
6	6	180927M2_7	Standard	10.000	1.35	7810.983	8435.581	11.574	9.9	-1.4	NO	1.000	NO	MM
7	7	180927M2_8	Standard	50.000	1.35	37547.340	8025.003	58.485	49.3	-1.4	NO	1.000	NO	MM
8	8	180927M2_9	Standard	100.000	1.35	79911.336	8614.709	115.952	97.6	-2.4	NO	1.000	NO	MM
9	9	180927M2_10	Standard	250.000	1.35	216352.953	9111.513	296.813	249.6	-0.2	NO	1.000	NO	MM
10	10	180927M2_11	Standard	500.000	1.35	428159.469	8932.195	599.180	503.8	0.8	NO	1.000	NO	MM

Compound name: PFPeA
Coefficient of Determination: R^2 = 0.999931
Calibration curve: 5.14306e-005 * x^2 + 1.00613 * x + 0.00949585
Response type: Internal Std (Ref 37), Area * (IS Conc. / IS Area)
Curve type: 2nd Order, Origin: Exclude, Weighting: 1/x, Axis trans: None

	#	Name	Type	Std. Conc	RT	Area	IS Area	Response	Conc.	%Dev	Conc. Flag	CoD	CoD Flag	x=excluded
1	1	180927M2_2	Standard	0.250	2.33	277.433	11654.392	0.298	0.3	14.5	NO	1.000	NO	bb
2	2	180927M2_3	Standard	0.500	2.33	475.047	11960.715	0.496	0.5	-3.2	NO	1.000	NO	bb
3	3	180927M2_4	Standard	1.000	2.33	911.961	11715.703	0.973	1.0	-4.2	NO	1.000	NO	bb
4	4	180927M2_5	Standard	2.000	2.34	1862.979	11929.602	1.952	1.9	-3.5	NO	1.000	NO	bb
5	5	180927M2_6	Standard	5.000	2.34	4522.705	11645.427	4.855	4.8	-3.7	NO	1.000	NO	bb
6	6	180927M2_7	Standard	10.000	2.34	9306.604	11382.354	10.220	10.1	1.4	NO	1.000	NO	bb
7	7	180927M2_8	Standard	50.000	2.34	45793.301	11525.992	49.663	49.2	-1.5	NO	1.000	NO	bb
8	8	180927M2_9	Standard	100.000	2.34	90007.906	11192.046	100.527	99.4	-0.6	NO	1.000	NO	bb
9	9	180927M2_10	Standard	250.000	2.34	222080.438	10784.392	257.410	252.6	1.0	NO	1.000	NO	bb
10	10	180927M2_11	Standard	500.000	2.34	419516.250	10186.291	514.805	498.9	-0.2	NO	1.000	NO	bb

✓ CLH 9/28/18

Vista Analytical Laboratory

Dataset: F:\Projects\PFAS.PRO\Results\180927M1\180927M1-CRV.qld

Last Altered: Friday, September 28, 2018 09:49:55 Pacific Daylight Time
Printed: Friday, September 28, 2018 10:10:27 Pacific Daylight Time

Compound name: PFBS
Coefficient of Determination: R^2 = 0.999611
Calibration curve: 0.000168284 * x^2 + 1.92235 * x + -0.137802
Response type: Internal Std (Ref 38), Area * (IS Conc. / IS Area)
Curve type: 2nd Order, Origin: Exclude, Weighting: 1/x, Axis trans: None

	#	Name	Type	Std. Conc	RT	Area	IS Area	Response	Conc.	%Dev	Conc. Flag	CoD	CoD Flag	x=excluded
1	1	180927M2_2	Standard	0.250	2.61	61.466	1694.228	0.453	0.3	23.0	NO	1.000	NO	MM
2	2	180927M2_3	Standard	0.500	2.63	103.393	1677.948	0.770	0.5	-5.5	NO	1.000	NO	bb
3	3	180927M2_4	Standard	1.000	2.63	224.696	1712.433	1.640	0.9	-7.5	NO	1.000	NO	bd
4	4	180927M2_5	Standard	2.000	2.63	486.698	1670.249	3.642	2.0	-1.7	NO	1.000	NO	bb
5	5	180927M2_6	Standard	5.000	2.63	1156.992	1680.322	8.607	4.5	-9.1	NO	1.000	NO	MM
6	6	180927M2_7	Standard	10.000	2.63	2531.444	1652.009	19.154	10.0	0.3	NO	1.000	NO	bb
7	7	180927M2_8	Standard	50.000	2.63	12663.464	1594.138	99.297	51.5	3.0	NO	1.000	NO	MM
8	8	180927M2_9	Standard	100.000	2.63	24089.303	1619.678	185.911	96.0	-4.0	NO	1.000	NO	bb
9	9	180927M2_10	Standard	250.000	2.63	59443.387	1485.285	500.269	254.6	1.9	NO	1.000	NO	bb
10	10	180927M2_11	Standard	500.000	2.63	108749.414	1359.710	999.748	498.4	-0.3	NO	1.000	NO	bb

Compound name: 4:2 FTS
Coefficient of Determination: R^2 = 0.999860
Calibration curve: -0.00244039 * x^2 + 0.919606 * x + -0.00962268
Response type: Internal Std (Ref 39), Area * (IS Conc. / IS Area)
Curve type: 2nd Order, Origin: Exclude, Weighting: 1/x, Axis trans: None

	#	Name	Type	Std. Conc	RT	Area	IS Area	Response	Conc.	%Dev	Conc. Flag	CoD	CoD Flag	x=excluded
1	1	180927M2_2	Standard	0.250	3.03	53.877	3247.224	0.207	0.2	-5.5	NO	1.000	NO	bb
2	2	180927M2_3	Standard	0.500	3.03	106.395	3151.139	0.422	0.5	-6.0	NO	1.000	NO	bb
3	3	180927M2_4	Standard	1.000	3.03	243.617	3087.867	0.986	1.1	8.6	NO	1.000	NO	bb
4	4	180927M2_5	Standard	2.000	3.03	460.906	3113.696	1.850	2.0	1.7	NO	1.000	NO	bd
5	5	180927M2_6	Standard	5.000	3.04	1154.478	3132.016	4.608	5.1	1.8	NO	1.000	NO	bb
6	6	180927M2_7	Standard	10.000	3.03	2285.875	3193.275	8.948	10.0	0.1	NO	1.000	NO	bb
7	7	180927M2_8	Standard	50.000	3.04	11208.778	3540.632	39.572	49.6	-0.9	NO	1.000	NO	bb
8	8	180927M2_9	Standard	100.000	3.03	21426.811	3956.783	67.690	100.3	0.3	NO	1.000	NO	bb
9	9	180927M2_10	Standard	250.000	3.03	51700.055	5337.950	121.067			NO	1.000	NO	bbXI
10	10	180927M2_11	Standard	500.000	3.04	90665.320	7298.041	155.291			NO	1.000	NO	bbXI

Dataset: F:\Projects\PFAS.PRO\Results\180927M1\180927M1-CRV.qld

Last Altered: Friday, September 28, 2018 09:49:55 Pacific Daylight Time
Printed: Friday, September 28, 2018 10:10:27 Pacific Daylight Time

Compound name: PFHxA
Coefficient of Determination: R^2 = 0.999814
Calibration curve: -8.56453e-005 * x^2 + 0.933539 * x + 0.0302
Response type: Internal Std (Ref 40), Area * (IS Conc. / IS Area)
Curve type: 2nd Order, Origin: Include, Weighting: 1/x, Axis trans: None

	#	Name	Type	Std. Conc	RT	Area	IS Area	Response	Conc.	%Dev	Conc. Flag	CoD	CoD Flag	x=excluded
1	1	180927M2_2	Standard	0.250	3.12	474.454	7444.498	0.319	0.3	23.6	NO	1.000	NO	bb
2	2	180927M2_3	Standard	0.500	3.12	732.004	7690.434	0.476	0.5	-4.5	NO	1.000	NO	bd
3	3	180927M2_4	Standard	1.000	3.13	1446.157	7712.110	0.938	1.0	-2.8	NO	1.000	NO	bb
4	4	180927M2_5	Standard	2.000	3.13	2830.908	7603.808	1.862	2.0	-1.9	NO	1.000	NO	bb
5	5	180927M2_6	Standard	5.000	3.13	6882.743	7552.848	4.556	4.9	-3.0	NO	1.000	NO	bb
6	6	180927M2_7	Standard	10.000	3.13	13993.963	7165.256	9.765	10.4	4.4	NO	1.000	NO	bb
7	7	180927M2_8	Standard	50.000	3.13	68313.328	7597.533	44.958	48.3	-3.3	NO	1.000	NO	bb
8	8	180927M2_9	Standard	100.000	3.13	133407.672	7259.608	91.884	99.3	-0.7	NO	1.000	NO	bb
9	9	180927M2_10	Standard	250.000	3.13	324269.906	7007.080	231.387	253.7	1.5	NO	1.000	NO	bb
10	10	180927M2_11	Standard	500.000	3.13	602277.438	6782.375	444.002	498.4	-0.3	NO	1.000	NO	bb

Compound name: PFPeS
Coefficient of Determination: R^2 = 0.999658
Calibration curve: 5.01189e-005 * x^2 + 1.33454 * x + -0.0787641
Response type: Internal Std (Ref 38), Area * (IS Conc. / IS Area)
Curve type: 2nd Order, Origin: Exclude, Weighting: 1/x, Axis trans: None

	#	Name	Type	Std. Conc	RT	Area	IS Area	Response	Conc.	%Dev	Conc. Flag	CoD	CoD Flag	x=excluded
1	1	180927M2_2	Standard	0.250	3.32	38.901	1694.228	0.287	0.3	9.6	NO	1.000	NO	bb
2	2	180927M2_3	Standard	0.500	3.33	76.690	1677.948	0.571	0.5	-2.6	NO	1.000	NO	bb
3	3	180927M2_4	Standard	1.000	3.32	174.937	1712.433	1.277	1.0	1.6	NO	1.000	NO	bb
4	4	180927M2_5	Standard	2.000	3.33	346.402	1670.249	2.592	2.0	0.1	NO	1.000	NO	MM
5	5	180927M2_6	Standard	5.000	3.33	844.224	1680.322	6.280	4.8	-4.7	NO	1.000	NO	bb
6	6	180927M2_7	Standard	10.000	3.33	1702.915	1652.009	12.885	9.7	-2.9	NO	1.000	NO	bb
7	7	180927M2_8	Standard	50.000	3.33	8552.949	1594.138	67.066	50.2	0.4	NO	1.000	NO	bb
8	8	180927M2_9	Standard	100.000	3.33	16732.994	1619.678	129.138	96.5	-3.5	NO	1.000	NO	bb
9	9	180927M2_10	Standard	250.000	3.33	40999.605	1485.285	345.048	256.1	2.5	NO	1.000	NO	bb
10	10	180927M2_11	Standard	500.000	3.33	73584.172	1359.710	676.469	497.7	-0.5	NO	1.000	NO	bb

Dataset: F:\Projects\PFAS.PRO\Results\180927M1\180927M1-CRV.qld

Last Altered: Friday, September 28, 2018 09:49:55 Pacific Daylight Time
Printed: Friday, September 28, 2018 10:10:27 Pacific Daylight Time

Compound name: PFHpA
Correlation coefficient: r = 0.999815, r^2 = 0.999630
Calibration curve: 1.28026 * x + -0.0109596
Response type: Internal Std (Ref 41), Area * (IS Conc. / IS Area)
Curve type: Linear, Origin: Exclude, Weighting: 1/x, Axis trans: None

	#	Name	Type	Std. Conc	RT	Area	IS Area	Response	Conc.	%Dev	Conc. Flag	CoD	CoD Flag	x=excluded
1	1	180927M2_2	Standard	0.250	3.75	309.564	10794.283	0.358	0.3	15.4	NO	1.000	NO	MM
2	2	180927M2_3	Standard	0.500	3.75	573.933	11151.263	0.643	0.5	2.2	NO	1.000	NO	MM
3	3	180927M2_4	Standard	1.000	3.75	1112.462	11375.358	1.222	1.0	-3.7	NO	1.000	NO	MM
4	4	180927M2_5	Standard	2.000	3.75	2268.761	11026.429	2.572	2.0	0.9	NO	1.000	NO	MM
5	5	180927M2_6	Standard	5.000	3.75	5097.991	10911.875	5.840	4.6	-8.6	NO	1.000	NO	bb
6	6	180927M2_7	Standard	10.000	3.75	10966.321	10778.798	12.717	9.9	-0.6	NO	1.000	NO	MM
7	7	180927M2_8	Standard	50.000	3.75	51494.043	10622.844	60.594	47.3	-5.3	NO	1.000	NO	MM
8	8	180927M2_9	Standard	100.000	3.75	99430.711	9948.304	124.934	97.6	-2.4	NO	1.000	NO	bb
9	9	180927M2_10	Standard	250.000	3.75	249676.469	9569.891	326.122	254.7	1.9	NO	1.000	NO	bb
10	10	180927M2_11	Standard	500.000	3.75	447892.031	8732.500	641.128	500.8	0.2	NO	1.000	NO	bb

Compound name: L-PFHxS
Coefficient of Determination: R^2 = 0.999685
Calibration curve: 2.82016e-006 * x^2 + 1.92587 * x + -0.0395152
Response type: Internal Std (Ref 42), Area * (IS Conc. / IS Area)
Curve type: 2nd Order, Origin: Include, Weighting: 1/x, Axis trans: None

	#	Name	Type	Std. Conc	RT	Area	IS Area	Response	Conc.	%Dev	Conc. Flag	CoD	CoD Flag	x=excluded
1	1	180927M2_2	Standard	0.250	3.89	46.513	1354.884	0.429	0.2	-2.7	NO	1.000	NO	MM
2	2	180927M2_3	Standard	0.500	3.90	114.260	1369.500	1.043	0.6	12.4	NO	1.000	NO	MM
3	3	180927M2_4	Standard	1.000	3.90	210.571	1396.328	1.885	1.0	-0.1	NO	1.000	NO	MM
4	4	180927M2_5	Standard	2.000	3.90	418.912	1476.482	3.547	1.9	-6.9	NO	1.000	NO	MM
5	5	180927M2_6	Standard	5.000	3.90	983.649	1440.760	8.534	4.5	-11.0	NO	1.000	NO	MM
6	6	180927M2_7	Standard	10.000	3.90	2177.925	1423.062	19.131	10.0	-0.5	NO	1.000	NO	MM
7	7	180927M2_8	Standard	50.000	3.90	10269.872	1368.081	93.835	48.7	-2.5	NO	1.000	NO	MM
8	8	180927M2_9	Standard	100.000	3.90	20293.137	1268.303	200.003	103.9	3.9	NO	1.000	NO	MM
9	9	180927M2_10	Standard	250.000	3.90	50797.004	1332.079	476.670	247.4	-1.0	NO	1.000	NO	MM
10	10	180927M2_11	Standard	500.000	3.90	91875.188	1190.295	964.836	500.6	0.1	NO	1.000	NO	MM

Dataset: F:\Projects\PFAS.PRO\Results\180927M1\180927M1-CRV.qld

Last Altered: Friday, September 28, 2018 09:49:55 Pacific Daylight Time
Printed: Friday, September 28, 2018 10:10:27 Pacific Daylight Time

Compound name: 6:2 FTS
Coefficient of Determination: R^2 = 0.999302
Calibration curve: -0.00261833 * x^2 + 1.04474 * x + 0.0191728
Response type: Internal Std (Ref 43), Area * (IS Conc. / IS Area)
Curve type: 2nd Order, Origin: Include, Weighting: 1/x, Axis trans: None

	#	Name	Type	Std. Conc	RT	Area	IS Area	Response	Conc.	%Dev	Conc. Flag	CoD	CoD Flag	x=excluded
1	1	180927M2_2	Standard	0.250	4.22	81.520	3270.053	0.312	0.3	12.0	NO	0.999	NO	MM
2	2	180927M2_3	Standard	0.500	4.22	124.097	3258.680	0.476	0.4	-12.4	NO	0.999	NO	MM
3	3	180927M2_4	Standard	1.000	4.22	267.353	3145.240	1.063	1.0	0.1	NO	0.999	NO	bb
4	4	180927M2_5	Standard	2.000	4.22	579.958	3363.575	2.155	2.1	2.8	NO	0.999	NO	bb
5	5	180927M2_6	Standard	5.000	4.22	1327.118	3169.354	5.234	5.1	1.1	NO	0.999	NO	bb
6	6	180927M2_7	Standard	10.000	4.22	2867.670	3322.816	10.788	10.6	5.9	NO	0.999	NO	bb
7	7	180927M2_8	Standard	50.000	4.22	13145.843	3692.217	44.505	48.5	-3.1	NO	0.999	NO	bb
8	8	180927M2_9	Standard	100.000	4.22	27091.775	4294.789	78.851	101.0	1.0	NO	0.999	NO	bb
9	9	180927M2_10	Standard	250.000	4.22	65727.836	5661.644	145.116			NO	0.999	NO	bbXI
10	10	180927M2_11	Standard	500.000	4.22	118055.578	7997.229	184.526			NO	0.999	NO	MMXI

Compound name: L-PFOA
Coefficient of Determination: R^2 = 0.999932
Calibration curve: -9.18538e-005 * x^2 + 1.36565 * x + 0.0873466
Response type: Internal Std (Ref 44), Area * (IS Conc. / IS Area)
Curve type: 2nd Order, Origin: Exclude, Weighting: 1/x, Axis trans: None

	#	Name	Type	Std. Conc	RT	Area	IS Area	Response	Conc.	%Dev	Conc. Flag	CoD	CoD Flag	x=excluded
1	1	180927M2_2	Standard	0.250	4.27	530.930	16270.143	0.408	0.2	-6.1	NO	1.000	NO	MM
2	2	180927M2_3	Standard	0.500	4.27	1005.464	16467.699	0.763	0.5	-1.0	NO	1.000	NO	MM
3	3	180927M2_4	Standard	1.000	4.28	2037.622	16587.557	1.536	1.1	6.0	NO	1.000	NO	bb
4	4	180927M2_5	Standard	2.000	4.27	3785.031	16544.393	2.860	2.0	1.5	NO	1.000	NO	bb
5	5	180927M2_6	Standard	5.000	4.27	8903.405	15964.197	6.971	5.0	0.9	NO	1.000	NO	bb
6	6	180927M2_7	Standard	10.000	4.27	17692.869	16040.480	13.788	10.0	0.4	NO	1.000	NO	bb
7	7	180927M2_8	Standard	50.000	4.27	87130.367	16455.172	66.188	48.6	-2.9	NO	1.000	NO	bb
8	8	180927M2_9	Standard	100.000	4.28	175483.672	16004.271	137.060	101.0	1.0	NO	1.000	NO	bb
9	9	180927M2_10	Standard	250.000	4.27	409727.813	15209.375	336.740	250.7	0.3	NO	1.000	NO	bb
10	10	180927M2_11	Standard	500.000	4.28	745561.563	14133.650	659.385	499.6	-0.1	NO	1.000	NO	bb

Dataset: F:\Projects\PFAS.PRO\Results\180927M1\180927M1-CRV.qld

Last Altered: Friday, September 28, 2018 09:49:55 Pacific Daylight Time
Printed: Friday, September 28, 2018 10:10:27 Pacific Daylight Time

Compound name: PFHpS
Coefficient of Determination: R^2 = 0.999081
Calibration curve: -1.51104e-005 * x^2 + 0.824807 * x + -0.0303448
Response type: Internal Std (Ref 47), Area * (IS Conc. / IS Area)
Curve type: 2nd Order, Origin: Exclude, Weighting: 1/x, Axis trans: None

	#	Name	Type	Std. Conc	RT	Area	IS Area	Response	Conc.	%Dev	Conc. Flag	CoD	CoD Flag	x=excluded
1	1	180927M2_2	Standard	0.250	4.38	37.973	3355.071	0.141	0.2	-16.7	NO	0.999	NO	bb
2	2	180927M2_3	Standard	0.500	4.38	102.908	3375.701	0.381	0.5	-0.2	NO	0.999	NO	bb
3	3	180927M2_4	Standard	1.000	4.39	220.160	3340.922	0.824	1.0	3.5	NO	0.999	NO	bb
4	4	180927M2_5	Standard	2.000	4.38	418.450	3261.490	1.604	2.0	-0.9	NO	0.999	NO	bb
5	5	180927M2_6	Standard	5.000	4.39	1080.235	3309.910	4.080	5.0	-0.3	NO	0.999	NO	bb
6	6	180927M2_7	Standard	10.000	4.39	2319.311	3090.391	9.381	11.4	14.1	NO	0.999	NO	bb
7	7	180927M2_8	Standard	50.000	4.39	10788.876	3322.707	40.588	49.3	-1.4	NO	0.999	NO	bb
8	8	180927M2_9	Standard	100.000	4.39	21343.836	3090.671	86.324	104.9	4.9	NO	0.999	NO	MM
9	9	180927M2_10	Standard	250.000	4.39	51582.699	3262.628	197.627	240.7	-3.7	NO	0.999	NO	bb
10	10	180927M2_11	Standard	500.000	4.39	96357.609	2926.129	411.626	503.7	0.7	NO	0.999	NO	bb

Compound name: PFNA
Coefficient of Determination: R^2 = 0.999855
Calibration curve: 6.47015e-005 * x^2 + 1.10433 * x + 0.086356
Response type: Internal Std (Ref 45), Area * (IS Conc. / IS Area)
Curve type: 2nd Order, Origin: Exclude, Weighting: 1/x, Axis trans: None

	#	Name	Type	Std. Conc	RT	Area	IS Area	Response	Conc.	%Dev	Conc. Flag	CoD	CoD Flag	x=excluded
1	1	180927M2_2	Standard	0.250	4.71	430.745	16174.800	0.333	0.2	-10.7	NO	1.000	NO	bb
2	2	180927M2_3	Standard	0.500	4.71	719.479	15073.593	0.597	0.5	-7.6	NO	1.000	NO	MM
3	3	180927M2_4	Standard	1.000	4.71	1517.904	15266.854	1.243	1.0	4.7	NO	1.000	NO	bb
4	4	180927M2_5	Standard	2.000	4.71	2889.819	14976.513	2.412	2.1	5.3	NO	1.000	NO	bb
5	5	180927M2_6	Standard	5.000	4.71	6853.445	15348.370	5.582	5.0	-0.5	NO	1.000	NO	MM
6	6	180927M2_7	Standard	10.000	4.71	14047.829	14579.508	12.044	10.8	8.2	NO	1.000	NO	bb
7	7	180927M2_8	Standard	50.000	4.72	70523.758	15550.122	56.691	51.1	2.2	NO	1.000	NO	bb
8	8	180927M2_9	Standard	100.000	4.72	129327.258	14691.913	110.033	99.0	-1.0	NO	1.000	NO	bb
9	9	180927M2_10	Standard	250.000	4.71	325991.313	14663.128	277.901	248.0	-0.8	NO	1.000	NO	bb
10	10	180927M2_11	Standard	500.000	4.72	585111.188	12838.889	569.667	501.1	0.2	NO	1.000	NO	bb

Dataset: F:\Projects\PFAS.PRO\Results\180927M1\180927M1-CRV.qld

Last Altered: Friday, September 28, 2018 09:49:55 Pacific Daylight Time
Printed: Friday, September 28, 2018 10:10:27 Pacific Daylight Time

Compound name: PFOSA
Coefficient of Determination: R^2 = 0.999815
Calibration curve: -0.000107013 * x^2 + 1.05531 * x + -0.000923137
Response type: Internal Std (Ref 46), Area * (IS Conc. / IS Area)
Curve type: 2nd Order, Origin: Exclude, Weighting: 1/x, Axis trans: None

	#	Name	Type	Std. Conc	RT	Area	IS Area	Response	Conc.	%Dev	Conc. Flag	CoD	CoD Flag	x=excluded
1	1	180927M2_2	Standard	0.250	4.77	135.311	5339.649	0.317	0.3	20.4	NO	1.000	NO	bb
2	2	180927M2_3	Standard	0.500	4.77	204.319	5311.917	0.481	0.5	-8.7	NO	1.000	NO	bb
3	3	180927M2_4	Standard	1.000	4.77	485.818	5335.656	1.138	1.1	7.9	NO	1.000	NO	MM
4	4	180927M2_5	Standard	2.000	4.77	790.563	5218.177	1.894	1.8	-10.2	NO	1.000	NO	bb
5	5	180927M2_6	Standard	5.000	4.77	2062.475	5133.815	5.022	4.8	-4.8	NO	1.000	NO	bb
6	6	180927M2_7	Standard	10.000	4.77	4155.531	5103.529	10.178	9.7	-3.5	NO	1.000	NO	bb
7	7	180927M2_8	Standard	50.000	4.77	20278.100	4926.076	51.456	49.0	-2.0	NO	1.000	NO	bb
8	8	180927M2_9	Standard	100.000	4.77	41009.242	4932.400	103.928	99.5	-0.5	NO	1.000	NO	bb
9	9	180927M2_10	Standard	250.000	4.77	96234.352	4603.269	261.321	254.2	1.7	NO	1.000	NO	bb
10	10	180927M2_11	Standard	500.000	4.77	165890.953	4155.307	499.033	498.0	-0.4	NO	1.000	NO	bb

Compound name: L-PFOS
Coefficient of Determination: R^2 = 0.999495
Calibration curve: 4.34295e-005 * x^2 + 0.971483 * x + 0.00442996
Response type: Internal Std (Ref 47), Area * (IS Conc. / IS Area)
Curve type: 2nd Order, Origin: Include, Weighting: 1/x, Axis trans: None

	#	Name	Type	Std. Conc	RT	Area	IS Area	Response	Conc.	%Dev	Conc. Flag	CoD	CoD Flag	x=excluded
1	1	180927M2_2	Standard	0.250	4.80	69.352	3355.071	0.258	0.3	4.6	NO	0.999	NO	MM
2	2	180927M2_3	Standard	0.500	4.79	98.212	3375.701	0.364	0.4	-26.0	NO	0.999	NO	MM
3	3	180927M2_4	Standard	1.000	4.79	274.442	3340.922	1.027	1.1	5.2	NO	0.999	NO	MM
4	4	180927M2_5	Standard	2.000	4.79	555.187	3261.490	2.128	2.2	9.3	NO	0.999	NO	MM
5	5	180927M2_6	Standard	5.000	4.79	1270.064	3309.910	4.796	4.9	-1.4	NO	0.999	NO	MM
6	6	180927M2_7	Standard	10.000	4.79	2684.752	3090.391	10.859	11.2	11.7	NO	0.999	NO	MM
7	7	180927M2_8	Standard	50.000	4.80	12497.717	3322.707	47.016	48.3	-3.4	NO	0.999	NO	MM
8	8	180927M2_9	Standard	100.000	4.79	24965.115	3090.671	100.970	103.5	3.5	NO	0.999	NO	MM
9	9	180927M2_10	Standard	250.000	4.79	62867.082	3262.628	240.861	245.2	-1.9	NO	0.999	NO	MM
10	10	180927M2_11	Standard	500.000	4.79	116678.938	2926.129	498.436	501.8	0.4	NO	0.999	NO	MM

Dataset: F:\Projects\PFAS.PRO\Results\180927M1\180927M1-CRV.qld

Last Altered: Friday, September 28, 2018 09:49:55 Pacific Daylight Time
Printed: Friday, September 28, 2018 10:10:27 Pacific Daylight Time

Compound name: PFDA
Coefficient of Determination: R^2 = 0.999858
Calibration curve: -0.00020178 * x^2 + 1.27741 * x + -0.0259561
Response type: Internal Std (Ref 48), Area * (IS Conc. / IS Area)
Curve type: 2nd Order, Origin: Exclude, Weighting: 1/x, Axis trans: None

	#	Name	Type	Std. Conc	RT	Area	IS Area	Response	Conc.	%Dev	Conc. Flag	CoD	CoD Flag	x=excluded
1	1	180927M2_2	Standard	0.250	5.09	380.000	14706.642	0.323	0.3	9.3	NO	1.000	NO	MM
2	2	180927M2_3	Standard	0.500	5.09	780.256	14788.927	0.659	0.5	7.3	NO	1.000	NO	bb
3	3	180927M2_4	Standard	1.000	5.09	1462.658	15562.817	1.175	0.9	-6.0	NO	1.000	NO	MM
4	4	180927M2_5	Standard	2.000	5.09	2943.434	15882.734	2.317	1.8	-8.3	NO	1.000	NO	MM
5	5	180927M2_6	Standard	5.000	5.09	7193.760	15322.726	5.869	4.6	-7.6	NO	1.000	NO	bb
6	6	180927M2_7	Standard	10.000	5.09	15109.217	14094.957	13.399	10.5	5.3	NO	1.000	NO	bb
7	7	180927M2_8	Standard	50.000	5.09	71424.180	13951.526	63.993	50.5	1.0	NO	1.000	NO	bb
8	8	180927M2_9	Standard	100.000	5.09	135893.484	13718.648	123.822	98.5	-1.5	NO	1.000	NO	bb
9	9	180927M2_10	Standard	250.000	5.09	324950.188	13161.732	308.613	251.6	0.6	NO	1.000	NO	bb
10	10	180927M2_11	Standard	500.000	5.09	593761.438	12631.290	587.590	499.4	-0.1	NO	1.000	NO	bb

Compound name: 8:2 FTS
Coefficient of Determination: R^2 = 0.998209
Calibration curve: -0.00619295 * x^2 + 1.61852 * x + -0.0960863
Response type: Internal Std (Ref 49), Area * (IS Conc. / IS Area)
Curve type: 2nd Order, Origin: Exclude, Weighting: 1/x, Axis trans: None

	#	Name	Type	Std. Conc	RT	Area	IS Area	Response	Conc.	%Dev	Conc. Flag	CoD	CoD Flag	x=excluded
1	1	180927M2_2	Standard	0.250	5.06	38.872	2556.951	0.190	0.2	-29.2	NO	0.998	NO	bb
2	2	180927M2_3	Standard	0.500	5.06	152.549	2222.067	0.858	0.6	18.2	NO	0.998	NO	bb
3	3	180927M2_4	Standard	1.000	5.06	343.812	2372.249	1.812	1.2	18.4	NO	0.998	NO	bb
4	4	180927M2_5	Standard	2.000	5.06	517.041	2220.482	2.911	1.9	-6.4	NO	0.998	NO	bb
5	5	180927M2_6	Standard	5.000	5.06	1407.591	2240.085	7.855	5.0	0.2	NO	0.998	NO	bb
6	6	180927M2_7	Standard	10.000	5.06	2777.100	2268.031	15.306	9.9	-1.1	NO	0.998	NO	bb
7	7	180927M2_8	Standard	50.000	5.06	13160.393	2516.121	65.380	50.0	0.1	NO	0.998	NO	bb
8	8	180927M2_9	Standard	100.000	5.06	26266.256	3181.591	103.196	110.8	10.8	NO	0.998	NO	bbX
9	9	180927M2_10	Standard	250.000	5.06	60581.820	4027.371	188.032			NO	0.998	YES	MMXI
10	10	180927M2_11	Standard	500.000	5.06	110062.922	5689.602	241.807			NO	0.998	YES	MMXI

Dataset: F:\Projects\PFAS.PRO\Results\180927M1\180927M1-CRV.qld

Last Altered: Friday, September 28, 2018 09:49:55 Pacific Daylight Time
Printed: Friday, September 28, 2018 10:10:27 Pacific Daylight Time

Compound name: PFNS
Coefficient of Determination: R^2 = 0.999246
Calibration curve: -4.63888e-005 * x^2 + 0.693734 * x + -0.0308376
Response type: Internal Std (Ref 47), Area * (IS Conc. / IS Area)
Curve type: 2nd Order, Origin: Exclude, Weighting: 1/x, Axis trans: None

	#	Name	Type	Std. Conc	RT	Area	IS Area	Response	Conc.	%Dev	Conc. Flag	CoD	CoD Flag	x=excluded
1	1	180927M2_2	Standard	0.250	5.14	36.418	3355.071	0.136	0.2	-4.0	NO	0.999	NO	MM
2	2	180927M2_3	Standard	0.500	5.15	74.701	3375.701	0.277	0.4	-11.4	NO	0.999	NO	bb
3	3	180927M2_4	Standard	1.000	5.15	215.908	3340.922	0.808	1.2	20.9	NO	0.999	NO	bb
4	4	180927M2_5	Standard	2.000	5.15	324.305	3261.490	1.243	1.8	-8.2	NO	0.999	NO	bb
5	5	180927M2_6	Standard	5.000	5.15	849.881	3309.910	3.210	4.7	-6.6	NO	0.999	NO	MM
6	6	180927M2_7	Standard	10.000	5.15	1875.700	3090.391	7.587	11.0	9.9	NO	0.999	NO	bb
7	7	180927M2_8	Standard	50.000	5.16	8832.084	3322.707	33.226	48.1	-3.8	NO	0.999	NO	bb
8	8	180927M2_9	Standard	100.000	5.15	17890.262	3090.671	72.356	105.1	5.1	NO	0.999	NO	bb
9	9	180927M2_10	Standard	250.000	5.15	43442.789	3262.628	166.441	243.9	-2.4	NO	0.999	NO	bb
10	10	180927M2_11	Standard	500.000	5.15	78817.063	2926.129	336.695	502.2	0.4	NO	0.999	NO	bb

Compound name: L-MeFOSAA
Coefficient of Determination: R^2 = 0.999600
Calibration curve: -0.000194362 * x^2 + 1.34878 * x + -0.0549476
Response type: Internal Std (Ref 50), Area * (IS Conc. / IS Area)
Curve type: 2nd Order, Origin: Include, Weighting: 1/x, Axis trans: None

	#	Name	Type	Std. Conc	RT	Area	IS Area	Response	Conc.	%Dev	Conc. Flag	CoD	CoD Flag	x=excluded
1	1	180927M2_2	Standard	0.250	5.24	161.708	6631.781	0.305	0.3	6.7	NO	1.000	NO	MM
2	2	180927M2_3	Standard	0.500	5.24	248.171	6528.409	0.475	0.4	-21.4	NO	1.000	NO	MM
3	3	180927M2_4	Standard	1.000	5.24	650.735	6656.764	1.222	0.9	-5.3	NO	1.000	NO	MM
4	4	180927M2_5	Standard	2.000	5.24	1366.736	6525.325	2.618	2.0	-0.9	NO	1.000	NO	MM
5	5	180927M2_6	Standard	5.000	5.24	3216.764	6412.277	6.271	4.7	-6.1	NO	1.000	NO	MM
6	6	180927M2_7	Standard	10.000	5.24	7377.831	6288.877	14.664	10.9	9.3	NO	1.000	NO	MM
7	7	180927M2_8	Standard	50.000	5.24	35038.766	6496.140	67.422	50.4	0.8	NO	1.000	NO	MM
8	8	180927M2_9	Standard	100.000	5.24	69269.242	6360.517	136.131	102.5	2.5	NO	1.000	NO	MM
9	9	180927M2_10	Standard	250.000	5.24	164233.516	6462.918	317.646	244.1	-2.3	NO	1.000	NO	MM
10	10	180927M2_11	Standard	500.000	5.24	301521.906	5995.000	628.695	502.6	0.5	NO	1.000	NO	MM

Dataset: F:\Projects\PFAS.PRO\Results\180927M1\180927M1-CRV.qld

Last Altered: Friday, September 28, 2018 09:49:55 Pacific Daylight Time
Printed: Friday, September 28, 2018 10:10:27 Pacific Daylight Time

Compound name: L-EtFOSAA
Coefficient of Determination: R^2 = 0.999086
Calibration curve: -6.32343e-005 * x^2 + 1.0957 * x + -0.0917614
Response type: Internal Std (Ref 52), Area * (IS Conc. / IS Area)
Curve type: 2nd Order, Origin: Exclude, Weighting: 1/x, Axis trans: None

	#	Name	Type	Std. Conc	RT	Area	IS Area	Response	Conc.	%Dev	Conc. Flag	CoD	CoD Flag	x=excluded
1	1	180927M2_2	Standard	0.250	5.40	137.933	7282.803	0.237	0.3	19.9	NO	0.999	NO	MM
2	2	180927M2_3	Standard	0.500	5.39	279.375	6884.673	0.507	0.5	9.3	NO	0.999	NO	MM
3	3	180927M2_4	Standard	1.000	5.40	527.119	7192.582	0.916	0.9	-8.0	NO	0.999	NO	MM
4	4	180927M2_5	Standard	2.000	5.40	1121.139	7152.738	1.959	1.9	-6.4	NO	0.999	NO	MM
5	5	180927M2_6	Standard	5.000	5.40	2830.642	6869.178	5.151	4.8	-4.3	NO	0.999	NO	MM
6	6	180927M2_7	Standard	10.000	5.40	5796.611	7098.775	10.207	9.4	-6.0	NO	0.999	NO	MM
7	7	180927M2_8	Standard	50.000	5.40	28106.746	6822.140	51.499	47.2	-5.6	NO	0.999	NO	MM
8	8	180927M2_9	Standard	100.000	5.40	54100.926	6372.323	106.125	97.5	-2.5	NO	0.999	NO	MM
9	9	180927M2_10	Standard	250.000	5.39	129177.406	5732.352	281.685	261.1	4.4	NO	0.999	NO	MM
10	10	180927M2_11	Standard	500.000	5.40	227970.625	5408.167	526.913	495.1	-1.0	NO	0.999	NO	MM

Vista Analytical Laboratory

Dataset: F:\Projects\PFAS.PRO\Results\180927M1\180927M1-CRV.qld

Last Altered: Friday, September 28, 2018 09:49:55 Pacific Daylight Time
Printed: Friday, September 28, 2018 10:12:19 Pacific Daylight Time

Method: F:\Projects\PFAS.PRO\MethDB\PFAS_FULL_80C_092718.mdb 27 Sep 2018 14:49:25
Calibration: F:\Projects\PFAS.PRO\CurveDB\C18_VAL-PFAS_Q4_09-27-18.cdb 28 Sep 2018 09:49:55

Compound name: PFUdA
Coefficient of Determination: R^2 = 0.999873
Calibration curve: -8.40816e-005 * x^2 + 1.02568 * x + 0.03942
Response type: Internal Std (Ref 51), Area * (IS Conc. / IS Area)
Curve type: 2nd Order, Origin: Exclude, Weighting: 1/x, Axis trans: None

	#	Name	Type	Std. Conc	RT	Area	IS Area	Response	Conc.	%Dev	Conc. Flag	CoD	CoD Flag	x=excluded
1	1	180927M2_2	Standard	0.250	5.41	532.285	20094.883	0.331	0.3	13.8	NO	1.000	NO	MM
2	2	180927M2_3	Standard	0.500	5.41	798.250	19388.703	0.515	0.5	-7.3	NO	1.000	NO	MM
3	3	180927M2_4	Standard	1.000	5.41	1677.249	19474.479	1.077	1.0	1.1	NO	1.000	NO	bb
4	4	180927M2_5	Standard	2.000	5.41	3225.193	20475.334	1.969	1.9	-5.9	NO	1.000	NO	MM
5	5	180927M2_6	Standard	5.000	5.41	7291.453	19358.227	4.708	4.6	-8.9	NO	1.000	NO	bb
6	6	180927M2_7	Standard	10.000	5.41	16674.262	18898.115	11.029	10.7	7.2	NO	1.000	NO	MM
7	7	180927M2_8	Standard	50.000	5.42	76399.047	18609.729	51.317	50.2	0.4	NO	1.000	NO	bb
8	8	180927M2_9	Standard	100.000	5.41	144771.688	17827.613	101.508	99.7	-0.3	NO	1.000	NO	bb
9	9	180927M2_10	Standard	250.000	5.42	331772.781	16527.176	250.930	249.7	-0.1	NO	1.000	NO	bb
10	10	180927M2_11	Standard	500.000	5.41	619918.875	15749.349	492.019	500.2	0.0	NO	1.000	NO	bb

Compound name: PFDS
Coefficient of Determination: R^2 = 0.999595
Calibration curve: -0.000108698 * x^2 + 1.05849 * x + -0.0396283
Response type: Internal Std (Ref 47), Area * (IS Conc. / IS Area)
Curve type: 2nd Order, Origin: Exclude, Weighting: 1/x, Axis trans: None

	#	Name	Type	Std. Conc	RT	Area	IS Area	Response	Conc.	%Dev	Conc. Flag	CoD	CoD Flag	x=excluded
1	1	180927M2_2	Standard	0.250	5.46	52.736	3355.071	0.196	0.2	-10.8	NO	1.000	NO	bb
2	2	180927M2_3	Standard	0.500	5.45	116.630	3375.701	0.432	0.4	-10.9	NO	1.000	NO	bb
3	3	180927M2_4	Standard	1.000	5.46	294.793	3340.922	1.103	1.1	8.0	NO	1.000	NO	bb
4	4	180927M2_5	Standard	2.000	5.46	568.517	3261.490	2.179	2.1	4.8	NO	1.000	NO	bb
5	5	180927M2_6	Standard	5.000	5.46	1460.312	3309.910	5.515	5.3	5.0	NO	1.000	NO	bb
6	6	180927M2_7	Standard	10.000	5.46	2662.656	3090.391	10.770	10.2	2.2	NO	1.000	NO	MM
7	7	180927M2_8	Standard	50.000	5.46	14081.339	3322.707	52.974	50.3	0.7	NO	1.000	NO	bb
8	8	180927M2_9	Standard	100.000	5.46	26724.164	3090.671	108.084	103.2	3.2	NO	1.000	NO	bb
9	9	180927M2_10	Standard	250.000	5.46	65403.184	3262.628	250.577	242.8	-2.9	NO	1.000	NO	bb
10	10	180927M2_11	Standard	500.000	5.46	118197.211	2926.129	504.921	503.0	0.6	NO	1.000	NO	bb

Dataset: F:\Projects\PFAS.PRO\Results\180927M1\180927M1-CRV.qld

Last Altered: Friday, September 28, 2018 09:49:55 Pacific Daylight Time
Printed: Friday, September 28, 2018 10:12:19 Pacific Daylight Time

Compound name: PFDoA
Coefficient of Determination: R^2 = 0.999599
Calibration curve: -5.15839e-005 * x^2 + 1.31507 * x + 0.0341292
Response type: Internal Std (Ref 53), Area * (IS Conc. / IS Area)
Curve type: 2nd Order, Origin: Exclude, Weighting: 1/x, Axis trans: None

	#	Name	Type	Std. Conc	RT	Area	IS Area	Response	Conc.	%Dev	Conc. Flag	CoD	CoD Flag	x=excluded
1	1	180927M2_2	Standard	0.250	5.69	561.669	18637.711	0.377	0.3	4.2	NO	1.000	NO	MM
2	2	180927M2_3	Standard	0.500	5.70	1074.052	18404.963	0.729	0.5	5.7	NO	1.000	NO	bd
3	3	180927M2_4	Standard	1.000	5.70	1948.453	18531.615	1.314	1.0	-2.7	NO	1.000	NO	bd
4	4	180927M2_5	Standard	2.000	5.70	4018.447	18471.678	2.719	2.0	2.1	NO	1.000	NO	dd
5	5	180927M2_6	Standard	5.000	5.70	9423.898	18481.924	6.374	4.8	-3.6	NO	1.000	NO	bd
6	6	180927M2_7	Standard	10.000	5.70	19085.668	18748.811	12.725	9.7	-3.5	NO	1.000	NO	bd
7	7	180927M2_8	Standard	50.000	5.70	98180.555	19010.492	64.557	49.2	-1.7	NO	1.000	NO	MM
8	8	180927M2_9	Standard	100.000	5.70	186209.766	18317.125	127.074	97.0	-3.0	NO	1.000	NO	bb
9	9	180927M2_10	Standard	250.000	5.70	456172.188	17016.326	335.099	257.4	3.0	NO	1.000	NO	bb
10	10	180927M2_11	Standard	500.000	5.70	825027.438	16093.011	640.827	497.0	-0.6	NO	1.000	NO	bb

Compound name: N-MeFOSA
Coefficient of Determination: R^2 = 0.999834
Calibration curve: -4.74049e-005 * x^2 + 0.979543 * x + 0.0998916
Response type: Internal Std (Ref 54), Area * (IS Conc. / IS Area)
Curve type: 2nd Order, Origin: Include, Weighting: 1/x, Axis trans: None

	#	Name	Type	Std. Conc	RT	Area	IS Area	Response	Conc.	%Dev	Conc. Flag	CoD	CoD Flag	x=excluded
1	1	180927M2_2	Standard	1.250	5.78	186.495	21265.920	1.315	1.2	-0.7	NO	1.000	NO	bb
2	2	180927M2_3	Standard	2.500	5.78	356.882	21059.500	2.542	2.5	-0.3	NO	1.000	NO	MM
3	3	180927M2_4	Standard	5.000	5.78	745.649	21749.555	5.143	5.1	3.0	NO	1.000	NO	bb
4	4	180927M2_5	Standard	10.000	5.78	1396.222	21032.541	9.958	10.1	0.7	NO	1.000	NO	bb
5	5	180927M2_6	Standard	25.000	5.78	3518.080	20997.514	25.132	25.6	2.3	NO	1.000	NO	bb
6	6	180927M2_7	Standard	50.000	5.78	7391.864	21729.938	51.025	52.1	4.2	NO	1.000	NO	bb
7	7	180927M2_8	Standard	250.000	5.78	34382.922	21859.918	235.931	243.6	-2.5	NO	1.000	NO	bb
8	8	180927M2_9	Standard	500.000	5.78	67264.266	20644.990	488.721	511.5	2.3	NO	1.000	NO	bb
9	9	180927M2_10	Standard	1250.000	5.78	158565.359	20887.293	1138.721	1236.4	-1.1	NO	1.000	NO	bb
10	10	180927M2_11	Standard	2500.000	5.78	279349.844	19426.574	2156.967	2505.8	0.2	NO	1.000	NO	bb

Dataset: F:\Projects\PFAS.PRO\Results\180927M1\180927M1-CRV.qld

Last Altered: Friday, September 28, 2018 09:49:55 Pacific Daylight Time
Printed: Friday, September 28, 2018 10:12:19 Pacific Daylight Time

Compound name: PFTrDA
Coefficient of Determination: R^2 = 0.999770
Calibration curve: -9.97502e-005 * x^2 + 1.48883 * x + 0.1065
Response type: Internal Std (Ref 53), Area * (IS Conc. / IS Area)
Curve type: 2nd Order, Origin: Exclude, Weighting: 1/x, Axis trans: None

	#	Name	Type	Std. Conc	RT	Area	IS Area	Response	Conc.	%Dev	Conc. Flag	CoD	CoD Flag	x=excluded
1	1	180927M2_2	Standard	0.250	5.94	706.890	18637.711	0.474	0.2	-1.2	NO	1.000	NO	bb
2	2	180927M2_3	Standard	0.500	5.94	1231.491	18404.963	0.836	0.5	-1.9	NO	1.000	NO	MM
3	3	180927M2_4	Standard	1.000	5.94	2445.760	18531.615	1.650	1.0	3.7	NO	1.000	NO	bb
4	4	180927M2_5	Standard	2.000	5.94	4639.806	18471.678	3.140	2.0	1.9	NO	1.000	NO	bb
5	5	180927M2_6	Standard	5.000	5.94	11330.771	18481.924	7.663	5.1	1.5	NO	1.000	NO	bb
6	6	180927M2_7	Standard	10.000	5.94	22313.105	18748.811	14.876	9.9	-0.7	NO	1.000	NO	bb
7	7	180927M2_8	Standard	50.000	5.94	109105.461	19010.492	71.740	48.3	-3.5	NO	1.000	NO	bb
8	8	180927M2_9	Standard	100.000	5.94	213844.172	18317.125	145.932	98.6	-1.4	NO	1.000	NO	bb
9	9	180927M2_10	Standard	250.000	5.94	508831.094	17016.326	373.782	255.4	2.1	NO	1.000	NO	bb
10	10	180927M2_11	Standard	500.000	5.95	922322.375	16093.011	716.400	497.7	-0.5	NO	1.000	NO	bb

Compound name: PFTeDA
Coefficient of Determination: R^2 = 0.999229
Calibration curve: -0.00086879 * x^2 + 1.729 * x + 0.0541893
Response type: Internal Std (Ref 55), Area * (IS Conc. / IS Area)
Curve type: 2nd Order, Origin: Exclude, Weighting: 1/x, Axis trans: None

	#	Name	Type	Std. Conc	RT	Area	IS Area	Response	Conc.	%Dev	Conc. Flag	CoD	CoD Flag	x=excluded
1	1	180927M2_2	Standard	0.250	6.15	644.632	15834.047	0.509	0.3	5.2	NO	0.999	NO	MM
2	2	180927M2_3	Standard	0.500	6.16	1068.495	14857.168	0.899	0.5	-2.3	NO	0.999	NO	MM
3	3	180927M2_4	Standard	1.000	6.16	2242.282	16205.153	1.730	1.0	-3.1	NO	0.999	NO	bb
4	4	180927M2_5	Standard	2.000	6.15	4331.458	15650.954	3.459	2.0	-1.4	NO	0.999	NO	MM
5	5	180927M2_6	Standard	5.000	6.16	10536.657	14798.461	8.900	5.1	2.6	NO	0.999	NO	bb
6	6	180927M2_7	Standard	10.000	6.15	21770.352	15085.643	18.039	10.5	4.6	NO	0.999	NO	bb
7	7	180927M2_8	Standard	50.000	6.16	102293.578	16183.526	79.011	46.8	-6.5	NO	0.999	NO	bb
8	8	180927M2_9	Standard	100.000	6.15	199864.656	15491.030	161.275	98.1	-1.9	NO	0.999	NO	bb
9	9	180927M2_10	Standard	250.000	6.16	488503.188	15633.207	390.597	259.8	3.9	NO	0.999	NO	bb
10	10	180927M2_11	Standard	500.000	6.16	853789.000	16619.059	642.176	494.0	-1.2	NO	0.999	NO	bb

Dataset: F:\Projects\PFAS.PRO\Results\180927M1\180927M1-CRV.qld

Last Altered: Friday, September 28, 2018 09:49:55 Pacific Daylight Time
Printed: Friday, September 28, 2018 10:12:19 Pacific Daylight Time

Compound name: N-EtFOSA
Coefficient of Determination: R^2 = 0.999957
Calibration curve: -8.69362e-006 * x^2 + 0.86909 * x + 0.133495
Response type: Internal Std (Ref 56), Area * (IS Conc. / IS Area)
Curve type: 2nd Order, Origin: Exclude, Weighting: 1/x, Axis trans: None

	#	Name	Type	Std. Conc	RT	Area	IS Area	Response	Conc.	%Dev	Conc. Flag	CoD	CoD Flag	x=excluded
1	1	180927M2_2	Standard	1.250	6.18	193.310	25741.309	1.126	1.1	-8.6	NO	1.000	NO	bb
2	2	180927M2_3	Standard	2.500	6.17	400.091	25414.283	2.361	2.6	2.5	NO	1.000	NO	MM!
3	3	180927M2_4	Standard	5.000	6.18	756.693	26045.545	4.358	4.9	-2.8	NO	1.000	NO	bb
4	4	180927M2_5	Standard	10.000	6.18	1581.379	26009.416	9.120	10.3	3.4	NO	1.000	NO	MM
5	5	180927M2_6	Standard	25.000	6.18	3819.385	25899.078	22.121	25.3	1.2	NO	1.000	NO	bb
6	6	180927M2_7	Standard	50.000	6.18	7798.330	25856.695	45.240	51.9	3.9	NO	1.000	NO	bb
7	7	180927M2_8	Standard	250.000	6.18	37192.660	25487.764	218.885	252.3	0.9	NO	1.000	NO	bb
8	8	180927M2_9	Standard	500.000	6.18	70858.023	24594.117	432.164	499.6	-0.1	NO	1.000	NO	bb
9	9	180927M2_10	Standard	1250.000	6.18	161725.328	22762.443	1065.738	1241.5	-0.7	NO	1.000	NO	bb
10	10	180927M2_11	Standard	2500.000	6.18	285000.469	20146.693	2121.940	2504.1	0.2	NO	1.000	NO	bb

Compound name: PFHxDA
Coefficient of Determination: R^2 = 0.999938
Calibration curve: -0.000231409 * x^2 + 0.638655 * x + 0.0501603
Response type: Internal Std (Ref 57), Area * (IS Conc. / IS Area)
Curve type: 2nd Order, Origin: Exclude, Weighting: 1/x, Axis trans: None

	#	Name	Type	Std. Conc	RT	Area	IS Area	Response	Conc.	%Dev	Conc. Flag	CoD	CoD Flag	x=excluded
1	1	180927M2_2	Standard	0.250	6.49	438.621	9630.302	0.228	0.3	11.2	NO	1.000	NO	bb
2	2	180927M2_3	Standard	0.500	6.48	632.615	9640.443	0.328	0.4	-12.9	NO	1.000	NO	bb
3	3	180927M2_4	Standard	1.000	6.49	1393.922	9843.628	0.708	1.0	3.0	NO	1.000	NO	bb
4	4	180927M2_5	Standard	2.000	6.49	2720.807	9958.508	1.366	2.1	3.1	NO	1.000	NO	bb
5	5	180927M2_6	Standard	5.000	6.49	5854.891	9629.195	3.040	4.7	-6.2	NO	1.000	NO	bb
6	6	180927M2_7	Standard	10.000	6.49	12517.239	9636.089	6.495	10.1	1.3	NO	1.000	NO	bb
7	7	180927M2_8	Standard	50.000	6.49	61913.141	9764.521	31.703	50.5	1.0	NO	1.000	NO	bb
8	8	180927M2_9	Standard	100.000	6.49	119323.844	9740.097	61.254	99.4	-0.6	NO	1.000	NO	bb
9	9	180927M2_10	Standard	250.000	6.49	294738.313	10133.323	145.430	250.3	0.1	NO	1.000	NO	bb
10	10	180927M2_11	Standard	500.000	6.49	550787.438	10532.282	261.476	499.9	-0.0	NO	1.000	NO	bb

Dataset: F:\Projects\PFAS.PRO\Results\180927M1\180927M1-CRV.qld

Last Altered: Friday, September 28, 2018 09:49:55 Pacific Daylight Time
Printed: Friday, September 28, 2018 10:12:19 Pacific Daylight Time

Compound name: PFODA
Coefficient of Determination: R^2 = 0.999952
Calibration curve: -0.000368371 * x^2 + 0.962811 * x + 0.0104157
Response type: Internal Std (Ref 57), Area * (IS Conc. / IS Area)
Curve type: 2nd Order, Origin: Include, Weighting: 1/x, Axis trans: None

	#	Name	Type	Std. Conc	RT	Area	IS Area	Response	Conc.	%Dev	Conc. Flag	CoD	CoD Flag	x=excluded
1	1	180927M2_2	Standard	0.250	6.72	481.959	9630.302	0.250	0.2	-0.4	NO	1.000	NO	bb
2	2	180927M2_3	Standard	0.500	6.71	959.545	9640.443	0.498	0.5	1.2	NO	1.000	NO	bb
3	3	180927M2_4	Standard	1.000	6.72	1994.670	9843.628	1.013	1.0	4.2	NO	1.000	NO	bb
4	4	180927M2_5	Standard	2.000	6.72	3760.951	9958.508	1.888	2.0	-2.4	NO	1.000	NO	bb
5	5	180927M2_6	Standard	5.000	6.72	9185.977	9629.195	4.770	5.0	-0.9	NO	1.000	NO	bb
6	6	180927M2_7	Standard	10.000	6.72	19191.602	9636.089	9.958	10.4	3.7	NO	1.000	NO	bb
7	7	180927M2_8	Standard	50.000	6.72	91530.688	9764.521	46.869	49.6	-0.8	NO	1.000	NO	bb
8	8	180927M2_9	Standard	100.000	6.72	178988.469	9740.097	91.882	99.2	-0.8	NO	1.000	NO	bb
9	9	180927M2_10	Standard	250.000	6.71	443623.063	10133.323	218.893	251.5	0.6	NO	1.000	NO	bb
10	10	180927M2_11	Standard	500.000	6.71	819192.500	10532.282	388.896	499.3	-0.1	NO	1.000	NO	bb

Compound name: N-MeFOSE
Coefficient of Determination: R^2 = 0.999786
Calibration curve: 5.78908e-006 * x^2 + 0.900711 * x + 0.272973
Response type: Internal Std (Ref 58), Area * (IS Conc. / IS Area)
Curve type: 2nd Order, Origin: Exclude, Weighting: 1/x, Axis trans: None

	#	Name	Type	Std. Conc	RT	Area	IS Area	Response	Conc.	%Dev	Conc. Flag	CoD	CoD Flag	x=excluded
1	1	180927M2_2	Standard	1.250	6.33	162.166	16737.893	1.453	1.3	4.8	NO	1.000	NO	MM
2	2	180927M2_3	Standard	2.500	6.33	288.931	17235.957	2.514	2.5	-0.5	NO	1.000	NO	bb
3	3	180927M2_4	Standard	5.000	6.33	554.053	17578.506	4.728	4.9	-1.1	NO	1.000	NO	MM
4	4	180927M2_5	Standard	10.000	6.33	1019.541	17335.770	8.822	9.5	-5.1	NO	1.000	NO	bb
5	5	180927M2_6	Standard	25.000	6.33	2578.758	17490.674	22.115	24.2	-3.0	NO	1.000	NO	bb
6	6	180927M2_7	Standard	50.000	6.33	5507.737	17818.711	46.365	51.2	2.3	NO	1.000	NO	bb
7	7	180927M2_8	Standard	250.000	6.33	27029.088	17100.529	237.090	262.5	5.0	NO	1.000	NO	bb
8	8	180927M2_9	Standard	500.000	6.33	53199.586	18069.568	441.623	488.5	-2.3	NO	1.000	NO	bb
9	9	180927M2_10	Standard	1250.000	6.33	131092.234	17373.066	1131.858	1246.3	-0.3	NO	1.000	NO	bb
10	10	180927M2_11	Standard	2500.000	6.33	259565.047	16995.717	2290.857	2502.8	0.1	NO	1.000	NO	bb

Dataset: F:\Projects\PFAS.PRO\Results\180927M1\180927M1-CRV.qld

Last Altered: Friday, September 28, 2018 09:49:55 Pacific Daylight Time
Printed: Friday, September 28, 2018 10:12:19 Pacific Daylight Time

Compound name: N-EtFOSE
Coefficient of Determination: R^2 = 0.999711
Calibration curve: 3.17304e-006 * x^2 + 1.007 * x + 0.0822337
Response type: Internal Std (Ref 59), Area * (IS Conc. / IS Area)
Curve type: 2nd Order, Origin: Exclude, Weighting: 1/x, Axis trans: None

	#	Name	Type	Std. Conc	RT	Area	IS Area	Response	Conc.	%Dev	Conc. Flag	CoD	CoD Flag	x=excluded
1	1	180927M2_2	Standard	1.250	6.48	162.571	17267.631	1.412	1.3	5.7	NO	1.000	NO	bb
2	2	180927M2_3	Standard	2.500	6.48	291.390	17586.574	2.485	2.4	-4.5	NO	1.000	NO	bb
3	3	180927M2_4	Standard	5.000	6.48	642.403	17764.828	5.424	5.3	6.1	NO	1.000	NO	bb
4	4	180927M2_5	Standard	10.000	6.48	1199.351	18476.584	9.737	9.6	-4.1	NO	1.000	NO	bb
5	5	180927M2_6	Standard	25.000	6.48	2921.796	18374.984	23.851	23.6	-5.6	NO	1.000	NO	bb
6	6	180927M2_7	Standard	50.000	6.48	6216.977	17453.949	53.429	53.0	5.9	NO	1.000	NO	bb
7	7	180927M2_8	Standard	250.000	6.49	30533.496	18806.555	243.533	241.6	-3.4	NO	1.000	NO	bb
8	8	180927M2_9	Standard	500.000	6.48	58834.531	17802.992	495.713	491.4	-1.7	NO	1.000	NO	bb
9	9	180927M2_10	Standard	1250.000	6.48	148511.359	17266.313	1290.183	1276.0	2.1	NO	1.000	NO	bb
10	10	180927M2_11	Standard	2500.000	6.48	286498.688	17007.844	2526.764	2489.6	-0.4	NO	1.000	NO	bb

Compound name: 13C3-PFBA
Response Factor: 0.783009
RRF SD: 0.00756107, Relative SD: 0.965643
Response type: Internal Std (Ref 60), Area * (IS Conc. / IS Area)
Curve type: RF

	#	Name	Type	Std. Conc	RT	Area	IS Area	Response	Conc.	%Dev	Conc. Flag	CoD	CoD Flag	x=excluded
1	1	180927M2_2	Standard	12.500	1.34	8202.880	10567.510	9.703	12.4	-0.9	NO		NO	MM
2	2	180927M2_3	Standard	12.500	1.34	8219.220	10363.104	9.914	12.7	1.3	NO		NO	MM
3	3	180927M2_4	Standard	12.500	1.35	8150.735	10632.993	9.582	12.2	-2.1	NO		NO	MM
4	4	180927M2_5	Standard	12.500	1.35	8314.067	10579.523	9.823	12.5	0.4	NO		NO	MM
5	5	180927M2_6	Standard	12.500	1.35	8420.146	10724.708	9.814	12.5	0.3	NO		NO	MM
6	6	180927M2_7	Standard	12.500	1.35	8435.581	10771.597	9.789	12.5	0.0	NO		NO	MM
7	7	180927M2_8	Standard	12.500	1.35	8025.003	10261.946	9.775	12.5	-0.1	NO		NO	MM
8	8	180927M2_9	Standard	12.500	1.35	8614.709	10876.663	9.900	12.6	1.2	NO		NO	MM
9	9	180927M2_10	Standard	12.500	1.35	9111.513	11643.300	9.782	12.5	-0.1	NO		NO	MM
10	10	180927M2_11	Standard	12.500	1.35	8932.195	11400.880	9.793	12.5	0.1	NO		NO	MM

Dataset: F:\Projects\PFAS.PRO\Results\180927M1\180927M1-CRV.qld

Last Altered: Friday, September 28, 2018 09:49:55 Pacific Daylight Time
Printed: Friday, September 28, 2018 10:12:19 Pacific Daylight Time

Compound name: 13C3-PFPeA
Response Factor: 0.625816
RRF SD: 0.0133648, Relative SD: 2.13558
Response type: Internal Std (Ref 61), Area * (IS Conc. / IS Area)
Curve type: RF

	#	Name	Type	Std. Conc	RT	Area	IS Area	Response	Conc.	%Dev	Conc. Flag	CoD	CoD Flag	x=excluded
1	1	180927M2_2	Standard	12.500	2.33	11654.392	19054.578	7.645	12.2	-2.3	NO		NO	bb
2	2	180927M2_3	Standard	12.500	2.33	11960.715	18652.201	8.016	12.8	2.5	NO		NO	MM
3	3	180927M2_4	Standard	12.500	2.33	11715.703	18694.494	7.834	12.5	0.1	NO		NO	bb
4	4	180927M2_5	Standard	12.500	2.33	11929.602	19309.770	7.723	12.3	-1.3	NO		NO	bb
5	5	180927M2_6	Standard	12.500	2.33	11645.427	18865.738	7.716	12.3	-1.4	NO		NO	bb
6	6	180927M2_7	Standard	12.500	2.34	11382.354	18511.996	7.686	12.3	-1.8	NO		NO	bb
7	7	180927M2_8	Standard	12.500	2.33	11525.992	18742.975	7.687	12.3	-1.7	NO		NO	bb
8	8	180927M2_9	Standard	12.500	2.34	11192.046	17905.041	7.813	12.5	-0.1	NO		NO	bb
9	9	180927M2_10	Standard	12.500	2.34	10784.392	16931.217	7.962	12.7	1.8	NO		NO	bb
10	10	180927M2_11	Standard	12.500	2.33	10186.291	15631.396	8.146	13.0	4.1	NO		NO	bb

Compound name: 13C3-PFBS
Response Factor: 0.533924
RRF SD: 0.0143214, Relative SD: 2.68229
Response type: Internal Std (Ref 62), Area * (IS Conc. / IS Area)
Curve type: RF

	#	Name	Type	Std. Conc	RT	Area	IS Area	Response	Conc.	%Dev	Conc. Flag	CoD	CoD Flag	x=excluded
1	1	180927M2_2	Standard	12.500	2.62	1694.228	3348.060	6.325	11.8	-5.2	NO		NO	bb
2	2	180927M2_3	Standard	12.500	2.62	1677.948	3079.743	6.810	12.8	2.0	NO		NO	bb
3	3	180927M2_4	Standard	12.500	2.62	1712.433	3102.575	6.899	12.9	3.4	NO		NO	MM
4	4	180927M2_5	Standard	12.500	2.62	1670.249	3188.160	6.549	12.3	-1.9	NO		NO	bb
5	5	180927M2_6	Standard	12.500	2.63	1680.322	3109.082	6.756	12.7	1.2	NO		NO	bb
6	6	180927M2_7	Standard	12.500	2.63	1652.009	3070.857	6.725	12.6	0.8	NO		NO	MM
7	7	180927M2_8	Standard	12.500	2.63	1594.138	3034.912	6.566	12.3	-1.6	NO		NO	bb
8	8	180927M2_9	Standard	12.500	2.63	1619.678	2976.848	6.801	12.7	1.9	NO		NO	MM
9	9	180927M2_10	Standard	12.500	2.63	1485.285	2853.502	6.506	12.2	-2.5	NO		NO	bb
10	10	180927M2_11	Standard	12.500	2.63	1359.710	2498.325	6.803	12.7	1.9	NO		NO	bb

Dataset: F:\Projects\PFAS.PRO\Results\180927M1\180927M1-CRV.qld

Last Altered: Friday, September 28, 2018 09:49:55 Pacific Daylight Time
Printed: Friday, September 28, 2018 10:12:19 Pacific Daylight Time

Compound name: 13C2-4:2 FTS
Response Factor: 1.0635
RRF SD: 0.123938, Relative SD: 11.6538
Response type: Internal Std (Ref 62), Area * (IS Conc. / IS Area)
Curve type: RF

	#	Name	Type	Std. Conc	RT	Area	IS Area	Response	Conc.	%Dev	Conc. Flag	CoD	CoD Flag	x=excluded
1	1	180927M2_2	Standard	12.500	3.03	3247.224	3348.060	12.124	11.4	-8.8	NO		NO	bb
2	2	180927M2_3	Standard	12.500	3.03	3151.139	3079.743	12.790	12.0	-3.8	NO		NO	bb
3	3	180927M2_4	Standard	12.500	3.03	3087.867	3102.575	12.441	11.7	-6.4	NO		NO	bb
4	4	180927M2_5	Standard	12.500	3.03	3113.696	3188.160	12.208	11.5	-8.2	NO		NO	MM
5	5	180927M2_6	Standard	12.500	3.03	3132.016	3109.082	12.592	11.8	-5.3	NO		NO	MM
6	6	180927M2_7	Standard	12.500	3.03	3193.275	3070.857	12.998	12.2	-2.2	NO		NO	MM
7	7	180927M2_8	Standard	12.500	3.04	3540.632	3034.912	14.583	13.7	9.7	NO		NO	MM
8	8	180927M2_9	Standard	12.500	3.03	3956.783	2976.848	16.615	15.6	25.0	NO		NO	bb
9	9	180927M2_10	Standard	12.500	3.03	5337.950	2853.502	23.383	22.0	75.9	NO		NO	bbX
10	10	180927M2_11	Standard	12.500	3.04	7298.041	2498.325	36.515	34.3	174.7	NO		NO	MMX

Compound name: 13C2-PFHxA
Response Factor: 1.01382
RRF SD: 0.0343091, Relative SD: 3.38415
Response type: Internal Std (Ref 61), Area * (IS Conc. / IS Area)
Curve type: RF

	#	Name	Type	Std. Conc	RT	Area	IS Area	Response	Conc.	%Dev	Conc. Flag	CoD	CoD Flag	x=excluded
1	1	180927M2_2	Standard	5.000	3.12	7444.498	19054.578	4.884	4.8	-3.7	NO		NO	bb
2	2	180927M2_3	Standard	5.000	3.12	7690.434	18652.201	5.154	5.1	1.7	NO		NO	bb
3	3	180927M2_4	Standard	5.000	3.12	7712.110	18694.494	5.157	5.1	1.7	NO		NO	bb
4	4	180927M2_5	Standard	5.000	3.12	7603.808	19309.770	4.922	4.9	-2.9	NO		NO	bb
5	5	180927M2_6	Standard	5.000	3.12	7552.848	18865.738	5.004	4.9	-1.3	NO		NO	bb
6	6	180927M2_7	Standard	5.000	3.13	7165.256	18511.996	4.838	4.8	-4.6	NO		NO	bb
7	7	180927M2_8	Standard	5.000	3.13	7597.533	18742.975	5.067	5.0	-0.0	NO		NO	MM
8	8	180927M2_9	Standard	5.000	3.13	7259.608	17905.041	5.068	5.0	-0.0	NO		NO	bb
9	9	180927M2_10	Standard	5.000	3.13	7007.080	16931.217	5.173	5.1	2.1	NO		NO	bb
10	10	180927M2_11	Standard	5.000	3.13	6782.375	15631.396	5.424	5.3	7.0	NO		NO	bb

Dataset: F:\Projects\PFAS.PRO\Results\180927M1\180927M1-CRV.qld

Last Altered: Friday, September 28, 2018 09:49:55 Pacific Daylight Time
Printed: Friday, September 28, 2018 10:12:19 Pacific Daylight Time

Compound name: 13C4-PFHpA
Response Factor: 0.575077
RRF SD: 0.0170048, Relative SD: 2.95696
Response type: Internal Std (Ref 61), Area * (IS Conc. / IS Area)
Curve type: RF

	#	Name	Type	Std. Conc	RT	Area	IS Area	Response	Conc.	%Dev	Conc. Flag	CoD	CoD Flag	x=excluded
1	1	180927M2_2	Standard	12.500	3.75	10794.283	19054.578	7.081	12.3	-1.5	NO		NO	bb
2	2	180927M2_3	Standard	12.500	3.75	11151.263	18652.201	7.473	13.0	4.0	NO		NO	bb
3	3	180927M2_4	Standard	12.500	3.75	11375.358	18694.494	7.606	13.2	5.8	NO		NO	MM
4	4	180927M2_5	Standard	12.500	3.75	11026.429	19309.770	7.138	12.4	-0.7	NO		NO	bb
5	5	180927M2_6	Standard	12.500	3.75	10911.875	18865.738	7.230	12.6	0.6	NO		NO	MM
6	6	180927M2_7	Standard	12.500	3.75	10778.798	18511.996	7.278	12.7	1.2	NO		NO	bb
7	7	180927M2_8	Standard	12.500	3.75	10622.844	18742.975	7.085	12.3	-1.4	NO		NO	bb
8	8	180927M2_9	Standard	12.500	3.75	9948.304	17905.041	6.945	12.1	-3.4	NO		NO	bb
9	9	180927M2_10	Standard	12.500	3.75	9569.891	16931.217	7.065	12.3	-1.7	NO		NO	bb
10	10	180927M2_11	Standard	12.500	3.75	8732.500	15631.396	6.983	12.1	-2.9	NO		NO	MM

Compound name: 18O2-PFHxS
Response Factor: 0.450943
RRF SD: 0.0215015, Relative SD: 4.76812
Response type: Internal Std (Ref 62), Area * (IS Conc. / IS Area)
Curve type: RF

	#	Name	Type	Std. Conc	RT	Area	IS Area	Response	Conc.	%Dev	Conc. Flag	CoD	CoD Flag	x=excluded
1	1	180927M2_2	Standard	12.500	3.90	1354.884	3348.060	5.058	11.2	-10.3	NO		NO	bb
2	2	180927M2_3	Standard	12.500	3.90	1369.500	3079.743	5.558	12.3	-1.4	NO		NO	bb
3	3	180927M2_4	Standard	12.500	3.90	1396.328	3102.575	5.626	12.5	-0.2	NO		NO	bb
4	4	180927M2_5	Standard	12.500	3.90	1476.482	3188.160	5.789	12.8	2.7	NO		NO	MM
5	5	180927M2_6	Standard	12.500	3.90	1440.760	3109.082	5.793	12.8	2.8	NO		NO	MM
6	6	180927M2_7	Standard	12.500	3.90	1423.062	3070.857	5.793	12.8	2.8	NO		NO	bb
7	7	180927M2_8	Standard	12.500	3.90	1368.081	3034.912	5.635	12.5	-0.0	NO		NO	bb
8	8	180927M2_9	Standard	12.500	3.90	1268.303	2976.848	5.326	11.8	-5.5	NO		NO	bd
9	9	180927M2_10	Standard	12.500	3.90	1332.079	2853.502	5.835	12.9	3.5	NO		NO	bb
10	10	180927M2_11	Standard	12.500	3.90	1190.295	2498.325	5.955	13.2	5.7	NO		NO	bb

Dataset: F:\Projects\PFAS.PRO\Results\180927M1\180927M1-CRV.qld

Last Altered: Friday, September 28, 2018 09:49:55 Pacific Daylight Time
Printed: Friday, September 28, 2018 10:12:19 Pacific Daylight Time

Compound name: 13C2-6:2 FTS
Response Factor: 1.06011
RRF SD: 0.143072, Relative SD: 13.4959
Response type: Internal Std (Ref 65), Area * (IS Conc. / IS Area)
Curve type: RF

	#	Name	Type	Std. Conc	RT	Area	IS Area	Response	Conc.	%Dev	Conc. Flag	CoD	CoD Flag	x=excluded
1	1	180927M2_2	Standard	12.500	4.22	3270.053	3372.426	12.121	11.4	-8.5	NO		NO	bb
2	2	180927M2_3	Standard	12.500	4.22	3258.680	3226.436	12.625	11.9	-4.7	NO		NO	bb
3	3	180927M2_4	Standard	12.500	4.22	3145.240	3234.385	12.155	11.5	-8.3	NO		NO	MM
4	4	180927M2_5	Standard	12.500	4.22	3363.575	3259.021	12.901	12.2	-2.6	NO		NO	bb
5	5	180927M2_6	Standard	12.500	4.22	3169.354	3455.433	11.465	10.8	-13.5	NO		NO	bb
6	6	180927M2_7	Standard	12.500	4.22	3322.816	3225.416	12.877	12.1	-2.8	NO		NO	bb
7	7	180927M2_8	Standard	12.500	4.22	3692.217	3073.291	15.017	14.2	13.3	NO		NO	bd
8	8	180927M2_9	Standard	12.500	4.22	4294.789	3186.194	16.849	15.9	27.2	NO		NO	bb
9	9	180927M2_10	Standard	12.500	4.22	5661.644	2899.134	24.411	23.0	84.2	NO		NO	bbX
10	10	180927M2_11	Standard	12.500	4.22	7997.229	2815.417	35.506	33.5	167.9	NO		NO	MMX

Compound name: 13C2-PFOA
Response Factor: 0.760248
RRF SD: 0.0141209, Relative SD: 1.8574
Response type: Internal Std (Ref 63), Area * (IS Conc. / IS Area)
Curve type: RF

	#	Name	Type	Std. Conc	RT	Area	IS Area	Response	Conc.	%Dev	Conc. Flag	CoD	CoD Flag	x=excluded
1	1	180927M2_2	Standard	12.500	4.27	16270.143	21500.086	9.459	12.4	-0.5	NO		NO	bb
2	2	180927M2_3	Standard	12.500	4.28	16467.699	21188.270	9.715	12.8	2.2	NO		NO	bb
3	3	180927M2_4	Standard	12.500	4.28	16587.557	22324.883	9.288	12.2	-2.3	NO		NO	bb
4	4	180927M2_5	Standard	12.500	4.28	16544.393	22063.840	9.373	12.3	-1.4	NO		NO	bb
5	5	180927M2_6	Standard	12.500	4.28	15964.197	21627.195	9.227	12.1	-2.9	NO		NO	bb
6	6	180927M2_7	Standard	12.500	4.28	16040.480	21187.299	9.463	12.4	-0.4	NO		NO	bb
7	7	180927M2_8	Standard	12.500	4.28	16455.172	21556.766	9.542	12.6	0.4	NO		NO	MM
8	8	180927M2_9	Standard	12.500	4.28	16004.271	20802.148	9.617	12.6	1.2	NO		NO	bb
9	9	180927M2_10	Standard	12.500	4.28	15209.375	19858.283	9.574	12.6	0.7	NO		NO	bb
10	10	180927M2_11	Standard	12.500	4.28	14133.650	18077.240	9.773	12.9	2.8	NO		NO	bb

Dataset: F:\Projects\PFAS.PRO\Results\180927M1\180927M1-CRV.qld

Last Altered: Friday, September 28, 2018 09:49:55 Pacific Daylight Time
Printed: Friday, September 28, 2018 10:12:19 Pacific Daylight Time

Compound name: 13C5-PFNA
Response Factor: 0.954939
RRF SD: 0.0354605, Relative SD: 3.71338
Response type: Internal Std (Ref 64), Area * (IS Conc. / IS Area)
Curve type: RF

	#	Name	Type	Std. Conc	RT	Area	IS Area	Response	Conc.	%Dev	Conc. Flag	CoD	CoD Flag	x=excluded
1	1	180927M2_2	Standard	12.500	4.71	16174.800	16521.154	12.238	12.8	2.5	NO		NO	bb
2	2	180927M2_3	Standard	12.500	4.71	15073.593	15560.781	12.109	12.7	1.4	NO		NO	bb
3	3	180927M2_4	Standard	12.500	4.71	15266.854	15663.251	12.184	12.8	2.1	NO		NO	bb
4	4	180927M2_5	Standard	12.500	4.71	14976.513	16562.641	11.303	11.8	-5.3	NO		NO	bb
5	5	180927M2_6	Standard	12.500	4.71	15348.370	16521.340	11.613	12.2	-2.7	NO		NO	bb
6	6	180927M2_7	Standard	12.500	4.71	14579.508	16113.906	11.310	11.8	-5.3	NO		NO	bb
7	7	180927M2_8	Standard	12.500	4.71	15550.122	16408.475	11.846	12.4	-0.8	NO		NO	bb
8	8	180927M2_9	Standard	12.500	4.71	14691.913	15186.556	12.093	12.7	1.3	NO		NO	MM
9	9	180927M2_10	Standard	12.500	4.71	14663.128	14380.478	12.746	13.3	6.8	NO		NO	bb
10	10	180927M2_11	Standard	12.500	4.72	12838.889	13455.361	11.927	12.5	-0.1	NO		NO	MM

Compound name: 13C8-PFOSA
Response Factor: 0.279058
RRF SD: 0.00987197, Relative SD: 3.5376
Response type: Internal Std (Ref 67), Area * (IS Conc. / IS Area)
Curve type: RF

	#	Name	Type	Std. Conc	RT	Area	IS Area	Response	Conc.	%Dev	Conc. Flag	CoD	CoD Flag	x=excluded
1	1	180927M2_2	Standard	12.500	4.77	5339.649	19690.148	3.390	12.1	-2.8	NO		NO	bb
2	2	180927M2_3	Standard	12.500	4.77	5311.917	18405.314	3.608	12.9	3.4	NO		NO	bb
3	3	180927M2_4	Standard	12.500	4.78	5335.656	18764.016	3.554	12.7	1.9	NO		NO	bd
4	4	180927M2_5	Standard	12.500	4.77	5218.177	19095.205	3.416	12.2	-2.1	NO		NO	bb
5	5	180927M2_6	Standard	12.500	4.78	5133.815	19296.877	3.326	11.9	-4.7	NO		NO	bb
6	6	180927M2_7	Standard	12.500	4.78	5103.529	17848.277	3.574	12.8	2.5	NO		NO	bb
7	7	180927M2_8	Standard	12.500	4.77	4926.076	18787.014	3.278	11.7	-6.0	NO		NO	bb
8	8	180927M2_9	Standard	12.500	4.78	4932.400	17281.240	3.568	12.8	2.3	NO		NO	bb
9	9	180927M2_10	Standard	12.500	4.77	4603.269	16107.658	3.572	12.8	2.4	NO		NO	bb
10	10	180927M2_11	Standard	12.500	4.78	4155.307	14439.446	3.597	12.9	3.1	NO		NO	bb

Dataset: F:\Projects\PFAS.PRO\Results\180927M1\180927M1-CRV.qld

Last Altered: Friday, September 28, 2018 09:49:55 Pacific Daylight Time
Printed: Friday, September 28, 2018 10:12:19 Pacific Daylight Time

Compound name: 13C8-PFOS
Response Factor: 1.02067
RRF SD: 0.0550322, Relative SD: 5.39177
Response type: Internal Std (Ref 65), Area * (IS Conc. / IS Area)
Curve type: RF

	#	Name	Type	Std. Conc	RT	Area	IS Area	Response	Conc.	%Dev	Conc. Flag	CoD	CoD Flag	x=excluded
1	1	180927M2_2	Standard	12.500	4.79	3355.071	3372.426	12.436	12.2	-2.5	NO		NO	MM
2	2	180927M2_3	Standard	12.500	4.79	3375.701	3226.436	13.078	12.8	2.5	NO		NO	bb
3	3	180927M2_4	Standard	12.500	4.79	3340.922	3234.385	12.912	12.7	1.2	NO		NO	bd
4	4	180927M2_5	Standard	12.500	4.79	3261.490	3259.021	12.509	12.3	-2.0	NO		NO	bb
5	5	180927M2_6	Standard	12.500	4.79	3309.910	3455.433	11.974	11.7	-6.2	NO		NO	bb
6	6	180927M2_7	Standard	12.500	4.79	3090.391	3225.416	11.977	11.7	-6.1	NO		NO	bb
7	7	180927M2_8	Standard	12.500	4.79	3322.707	3073.291	13.514	13.2	5.9	NO		NO	MM
8	8	180927M2_9	Standard	12.500	4.80	3090.671	3186.194	12.125	11.9	-5.0	NO		NO	bb
9	9	180927M2_10	Standard	12.500	4.79	3262.628	2899.134	14.067	13.8	10.3	NO		NO	bb
10	10	180927M2_11	Standard	12.500	4.80	2926.129	2815.417	12.992	12.7	1.8	NO		NO	bb

Compound name: 13C2-PFDA
Response Factor: 1.02489
RRF SD: 0.0659482, Relative SD: 6.43468
Response type: Internal Std (Ref 66), Area * (IS Conc. / IS Area)
Curve type: RF

	#	Name	Type	Std. Conc	RT	Area	IS Area	Response	Conc.	%Dev	Conc. Flag	CoD	CoD Flag	x=excluded
1	1	180927M2_2	Standard	12.500	5.09	14706.642	14837.385	12.390	12.1	-3.3	NO		NO	bb
2	2	180927M2_3	Standard	12.500	5.08	14788.927	14144.347	13.070	12.8	2.0	NO		NO	bb
3	3	180927M2_4	Standard	12.500	5.09	15562.817	14912.273	13.045	12.7	1.8	NO		NO	bb
4	4	180927M2_5	Standard	12.500	5.09	15882.734	15507.658	12.802	12.5	-0.1	NO		NO	bb
5	5	180927M2_6	Standard	12.500	5.09	15322.726	12909.397	14.837	14.5	15.8	NO		NO	bb
6	6	180927M2_7	Standard	12.500	5.09	14094.957	14834.702	11.877	11.6	-7.3	NO		NO	bb
7	7	180927M2_8	Standard	12.500	5.09	13951.526	14243.350	12.244	11.9	-4.4	NO		NO	bb
8	8	180927M2_9	Standard	12.500	5.09	13718.648	14121.066	12.144	11.8	-5.2	NO		NO	bb
9	9	180927M2_10	Standard	12.500	5.09	13161.732	12990.980	12.664	12.4	-1.1	NO		NO	bb
10	10	180927M2_11	Standard	12.500	5.09	12631.290	12109.818	13.038	12.7	1.8	NO		NO	bb

Dataset: F:\Projects\PFAS.PRO\Results\180927M1\180927M1-CRV.qld

Last Altered: Friday, September 28, 2018 09:49:55 Pacific Daylight Time
Printed: Friday, September 28, 2018 10:12:19 Pacific Daylight Time

Compound name: 13C2-8:2 FTS
Response Factor: 0.753799
RRF SD: 0.111955, Relative SD: 14.8521
Response type: Internal Std (Ref 65), Area * (IS Conc. / IS Area)
Curve type: RF

	#	Name	Type	Std. Conc	RT	Area	IS Area	Response	Conc.	%Dev	Conc. Flag	CoD	CoD Flag	x=excluded
1	1	180927M2_2	Standard	12.500	5.06	2556.951	3372.426	9.477	12.6	0.6	NO		NO	bb
2	2	180927M2_3	Standard	12.500	5.06	2222.067	3226.436	8.609	11.4	-8.6	NO		NO	bb
3	3	180927M2_4	Standard	12.500	5.06	2372.249	3234.385	9.168	12.2	-2.7	NO		NO	bb
4	4	180927M2_5	Standard	12.500	5.06	2220.482	3259.021	8.517	11.3	-9.6	NO		NO	bb
5	5	180927M2_6	Standard	12.500	5.06	2240.085	3455.433	8.103	10.8	-14.0	NO		NO	bb
6	6	180927M2_7	Standard	12.500	5.06	2268.031	3225.416	8.790	11.7	-6.7	NO		NO	bb
7	7	180927M2_8	Standard	12.500	5.06	2516.121	3073.291	10.234	13.6	8.6	NO		NO	bb
8	8	180927M2_9	Standard	12.500	5.06	3181.591	3186.194	12.482	16.6	32.5	NO		NO	bd
9	9	180927M2_10	Standard	12.500	5.06	4027.371	2899.134	17.365	23.0	84.3	NO		NO	bbX
10	10	180927M2_11	Standard	12.500	5.06	5689.602	2815.417	25.261	33.5	168.1	NO		NO	bbX

Compound name: d3-N-MeFOSAA
Response Factor: 0.36029
RRF SD: 0.0274164, Relative SD: 7.60953
Response type: Internal Std (Ref 67), Area * (IS Conc. / IS Area)
Curve type: RF

	#	Name	Type	Std. Conc	RT	Area	IS Area	Response	Conc.	%Dev	Conc. Flag	CoD	CoD Flag	x=excluded
1	1	180927M2_2	Standard	12.500	5.23	6631.781	19690.148	4.210	11.7	-6.5	NO		NO	bb
2	2	180927M2_3	Standard	12.500	5.24	6528.409	18405.314	4.434	12.3	-1.6	NO		NO	bb
3	3	180927M2_4	Standard	12.500	5.24	6656.764	18764.016	4.435	12.3	-1.5	NO		NO	MM
4	4	180927M2_5	Standard	12.500	5.23	6525.325	19095.205	4.272	11.9	-5.2	NO		NO	bb
5	5	180927M2_6	Standard	12.500	5.24	6412.277	19296.877	4.154	11.5	-7.8	NO		NO	bb
6	6	180927M2_7	Standard	12.500	5.24	6288.877	17848.277	4.404	12.2	-2.2	NO		NO	bb
7	7	180927M2_8	Standard	12.500	5.24	6496.140	18787.014	4.322	12.0	-4.0	NO		NO	bb
8	8	180927M2_9	Standard	12.500	5.24	6360.517	17281.240	4.601	12.8	2.2	NO		NO	bb
9	9	180927M2_10	Standard	12.500	5.24	6462.918	16107.658	5.015	13.9	11.4	NO		NO	MM
10	10	180927M2_11	Standard	12.500	5.24	5995.000	14439.446	5.190	14.4	15.2	NO		NO	MM

Dataset: F:\Projects\PFAS.PRO\Results\180927M1\180927M1-CRV.qld

Last Altered: Friday, September 28, 2018 09:49:55 Pacific Daylight Time
Printed: Friday, September 28, 2018 10:12:19 Pacific Daylight Time

Compound name: 13C2-PFUdA
Response Factor: 1.03851
RRF SD: 0.0308647, Relative SD: 2.97203
Response type: Internal Std (Ref 67), Area * (IS Conc. / IS Area)
Curve type: RF

	#	Name	Type	Std. Conc	RT	Area	IS Area	Response	Conc.	%Dev	Conc. Flag	CoD	CoD Flag	x=excluded
1	1	180927M2_2	Standard	12.500	5.41	20094.883	19690.148	12.757	12.3	-1.7	NO		NO	bb
2	2	180927M2_3	Standard	12.500	5.41	19388.703	18405.314	13.168	12.7	1.4	NO		NO	bb
3	3	180927M2_4	Standard	12.500	5.41	19474.479	18764.016	12.973	12.5	-0.1	NO		NO	bb
4	4	180927M2_5	Standard	12.500	5.41	20475.334	19095.205	13.403	12.9	3.3	NO		NO	bb
5	5	180927M2_6	Standard	12.500	5.41	19358.227	19296.877	12.540	12.1	-3.4	NO		NO	MM
6	6	180927M2_7	Standard	12.500	5.41	18898.115	17848.277	13.235	12.7	2.0	NO		NO	bb
7	7	180927M2_8	Standard	12.500	5.42	18609.729	18787.014	12.382	11.9	-4.6	NO		NO	bb
8	8	180927M2_9	Standard	12.500	5.41	17827.613	17281.240	12.895	12.4	-0.7	NO		NO	bb
9	9	180927M2_10	Standard	12.500	5.41	16527.176	16107.658	12.826	12.4	-1.2	NO		NO	bb
10	10	180927M2_11	Standard	12.500	5.41	15749.349	14439.446	13.634	13.1	5.0	NO		NO	bb

Compound name: d5-N-EtFOSAA
Response Factor: 0.371782
RRF SD: 0.0125502, Relative SD: 3.37568
Response type: Internal Std (Ref 67), Area * (IS Conc. / IS Area)
Curve type: RF

	#	Name	Type	Std. Conc	RT	Area	IS Area	Response	Conc.	%Dev	Conc. Flag	CoD	CoD Flag	x=excluded
1	1	180927M2_2	Standard	12.500	5.39	7282.803	19690.148	4.623	12.4	-0.5	NO		NO	bb
2	2	180927M2_3	Standard	12.500	5.39	6884.673	18405.314	4.676	12.6	0.6	NO		NO	bb
3	3	180927M2_4	Standard	12.500	5.40	7192.582	18764.016	4.791	12.9	3.1	NO		NO	bb
4	4	180927M2_5	Standard	12.500	5.39	7152.738	19095.205	4.682	12.6	0.8	NO		NO	bb
5	5	180927M2_6	Standard	12.500	5.40	6869.178	19296.877	4.450	12.0	-4.3	NO		NO	bb
6	6	180927M2_7	Standard	12.500	5.39	7098.775	17848.277	4.972	13.4	7.0	NO		NO	MM
7	7	180927M2_8	Standard	12.500	5.39	6822.140	18787.014	4.539	12.2	-2.3	NO		NO	bb
8	8	180927M2_9	Standard	12.500	5.40	6372.323	17281.240	4.609	12.4	-0.8	NO		NO	bb
9	9	180927M2_10	Standard	12.500	5.39	5732.352	16107.658	4.448	12.0	-4.3	NO		NO	bb
10	10	180927M2_11	Standard	12.500	5.39	5408.167	14439.446	4.682	12.6	0.7	NO		NO	MM

Dataset: F:\Projects\PFAS.PRO\Results\180927M1\180927M1-CRV.qld

Last Altered: Friday, September 28, 2018 09:49:55 Pacific Daylight Time
Printed: Friday, September 28, 2018 10:12:19 Pacific Daylight Time

Compound name: 13C2-PFDoA
Response Factor: 1.29573
RRF SD: 0.0646925, Relative SD: 4.99273
Response type: Internal Std (Ref 66), Area * (IS Conc. / IS Area)
Curve type: RF

	#	Name	Type	Std. Conc	RT	Area	IS Area	Response	Conc.	%Dev	Conc. Flag	CoD	CoD Flag	x=excluded
1	1	180927M2_2	Standard	12.500	5.69	18637.711	14837.385	15.702	12.1	-3.1	NO		NO	bb
2	2	180927M2_3	Standard	12.500	5.70	18404.963	14144.347	16.265	12.6	0.4	NO		NO	bb
3	3	180927M2_4	Standard	12.500	5.70	18531.615	14912.273	15.534	12.0	-4.1	NO		NO	bb
4	4	180927M2_5	Standard	12.500	5.70	18471.678	15507.658	14.889	11.5	-8.1	NO		NO	MM
5	5	180927M2_6	Standard	12.500	5.70	18481.924	12909.397	17.896	13.8	10.5	NO		NO	bb
6	6	180927M2_7	Standard	12.500	5.70	18748.811	14834.702	15.798	12.2	-2.5	NO		NO	bb
7	7	180927M2_8	Standard	12.500	5.70	19010.492	14243.350	16.684	12.9	3.0	NO		NO	bb
8	8	180927M2_9	Standard	12.500	5.70	18317.125	14121.066	16.214	12.5	0.1	NO		NO	bb
9	9	180927M2_10	Standard	12.500	5.70	17016.326	12990.980	16.373	12.6	1.1	NO		NO	MM
10	10	180927M2_11	Standard	12.500	5.70	16093.011	12109.818	16.612	12.8	2.6	NO		NO	bb

Compound name: d3-N-MeFOSA
Response Factor: 0.0982562
RRF SD: 0.00730609, Relative SD: 7.43576
Response type: Internal Std (Ref 67), Area * (IS Conc. / IS Area)
Curve type: RF

	#	Name	Type	Std. Conc	RT	Area	IS Area	Response	Conc.	%Dev	Conc. Flag	CoD	CoD Flag	x=excluded
1	1	180927M2_2	Standard	150.000	5.80	21265.920	19690.148	13.500	137.4	-8.4	NO		NO	bb
2	2	180927M2_3	Standard	150.000	5.80	21059.500	18405.314	14.303	145.6	-3.0	NO		NO	bb
3	3	180927M2_4	Standard	150.000	5.80	21749.555	18764.016	14.489	147.5	-1.7	NO		NO	bb
4	4	180927M2_5	Standard	150.000	5.80	21032.541	19095.205	13.768	140.1	-6.6	NO		NO	bb
5	5	180927M2_6	Standard	150.000	5.80	20997.514	19296.877	13.602	138.4	-7.7	NO		NO	bb
6	6	180927M2_7	Standard	150.000	5.80	21729.938	17848.277	15.219	154.9	3.3	NO		NO	bb
7	7	180927M2_8	Standard	150.000	5.81	21859.918	18787.014	14.545	148.0	-1.3	NO		NO	bb
8	8	180927M2_9	Standard	150.000	5.80	20644.990	17281.240	14.933	152.0	1.3	NO		NO	bb
9	9	180927M2_10	Standard	150.000	5.80	20887.293	16107.658	16.209	165.0	10.0	NO		NO	bb
10	10	180927M2_11	Standard	150.000	5.81	19426.574	14439.446	16.817	171.2	14.1	NO		NO	bb

Dataset: F:\Projects\PFAS.PRO\Results\180927M1\180927M1-CRV.qld

Last Altered: Friday, September 28, 2018 09:49:55 Pacific Daylight Time
Printed: Friday, September 28, 2018 10:12:19 Pacific Daylight Time

Compound name: 13C2-PFTeDA
Response Factor: 0.878606
RRF SD: 0.111142, Relative SD: 12.6498
Response type: Internal Std (Ref 67), Area * (IS Conc. / IS Area)
Curve type: RF

	#	Name	Type	Std. Conc	RT	Area	IS Area	Response	Conc.	%Dev	Conc. Flag	CoD	CoD Flag	x=excluded
1	1	180927M2_2	Standard	12.500	6.15	15834.047	19690.148	10.052	11.4	-8.5	NO		NO	bb
2	2	180927M2_3	Standard	12.500	6.16	14857.168	18405.314	10.090	11.5	-8.1	NO		NO	bb
3	3	180927M2_4	Standard	12.500	6.16	16205.153	18764.016	10.795	12.3	-1.7	NO		NO	bb
4	4	180927M2_5	Standard	12.500	6.15	15650.954	19095.205	10.245	11.7	-6.7	NO		NO	bb
5	5	180927M2_6	Standard	12.500	6.16	14798.461	19296.877	9.586	10.9	-12.7	NO		NO	bb
6	6	180927M2_7	Standard	12.500	6.15	15085.643	17848.277	10.565	12.0	-3.8	NO		NO	bb
7	7	180927M2_8	Standard	12.500	6.16	16183.526	18787.014	10.768	12.3	-2.0	NO		NO	MM
8	8	180927M2_9	Standard	12.500	6.15	15491.030	17281.240	11.205	12.8	2.0	NO		NO	bb
9	9	180927M2_10	Standard	12.500	6.16	15633.207	16107.658	12.132	13.8	10.5	NO		NO	bb
10	10	180927M2_11	Standard	12.500	6.16	16619.059	14439.446	14.387	16.4	31.0	NO		NO	bb

Compound name: d5-N-ETFOSA
Response Factor: 0.115145
RRF SD: 0.00346167, Relative SD: 3.00637
Response type: Internal Std (Ref 67), Area * (IS Conc. / IS Area)
Curve type: RF

	#	Name	Type	Std. Conc	RT	Area	IS Area	Response	Conc.	%Dev	Conc. Flag	CoD	CoD Flag	x=excluded
1	1	180927M2_2	Standard	150.000	6.19	25741.309	19690.148	16.341	141.9	-5.4	NO		NO	bb
2	2	180927M2_3	Standard	150.000	6.19	25414.283	18405.314	17.260	149.9	-0.1	NO		NO	bb
3	3	180927M2_4	Standard	150.000	6.19	26045.545	18764.016	17.351	150.7	0.5	NO		NO	bb
4	4	180927M2_5	Standard	150.000	6.19	26009.416	19095.205	17.026	147.9	-1.4	NO		NO	bb
5	5	180927M2_6	Standard	150.000	6.20	25899.078	19296.877	16.777	145.7	-2.9	NO		NO	bb
6	6	180927M2_7	Standard	150.000	6.19	25856.695	17848.277	18.109	157.3	4.8	NO		NO	bb
7	7	180927M2_8	Standard	150.000	6.19	25487.764	18787.014	16.958	147.3	-1.8	NO		NO	bb
8	8	180927M2_9	Standard	150.000	6.19	24594.117	17281.240	17.790	154.5	3.0	NO		NO	bb
9	9	180927M2_10	Standard	150.000	6.19	22762.443	16107.658	17.664	153.4	2.3	NO		NO	bb
10	10	180927M2_11	Standard	150.000	6.19	20146.693	14439.446	17.441	151.5	1.0	NO		NO	bb

Dataset: F:\Projects\PFAS.PRO\Results\180927M1\180927M1-CRV.qld

Last Altered: Friday, September 28, 2018 09:49:55 Pacific Daylight Time
Printed: Friday, September 28, 2018 10:12:19 Pacific Daylight Time

Compound name: 13C2-PFHxDA
Response Factor: 1.38494
RRF SD: 0.182467, Relative SD: 13.175
Response type: Internal Std (Ref 67), Area * (IS Conc. / IS Area)
Curve type: RF

	#	Name	Type	Std. Conc	RT	Area	IS Area	Response	Conc.	%Dev	Conc. Flag	CoD	CoD Flag	x=excluded
1	1	180927M2_2	Standard	5.000	6.49	9630.302	19690.148	6.114	4.4	-11.7	NO		NO	bb
2	2	180927M2_3	Standard	5.000	6.48	9640.443	18405.314	6.547	4.7	-5.4	NO		NO	bb
3	3	180927M2_4	Standard	5.000	6.49	9843.628	18764.016	6.558	4.7	-5.3	NO		NO	bb
4	4	180927M2_5	Standard	5.000	6.49	9958.508	19095.205	6.519	4.7	-5.9	NO		NO	MM
5	5	180927M2_6	Standard	5.000	6.49	9629.195	19296.877	6.238	4.5	-9.9	NO		NO	bb
6	6	180927M2_7	Standard	5.000	6.49	9636.089	17848.277	6.749	4.9	-2.5	NO		NO	bb
7	7	180927M2_8	Standard	5.000	6.49	9764.521	18787.014	6.497	4.7	-6.2	NO		NO	bb
8	8	180927M2_9	Standard	5.000	6.49	9740.097	17281.240	7.045	5.1	1.7	NO		NO	bb
9	9	180927M2_10	Standard	5.000	6.49	10133.323	16107.658	7.864	5.7	13.6	NO		NO	bb
10	10	180927M2_11	Standard	5.000	6.48	10532.282	14439.446	9.118	6.6	31.7	NO		NO	bb

Compound name: d7-N-MeFOSE
Response Factor: 0.0812283
RRF SD: 0.00828847, Relative SD: 10.2039
Response type: Internal Std (Ref 67), Area * (IS Conc. / IS Area)
Curve type: RF

	#	Name	Type	Std. Conc	RT	Area	IS Area	Response	Conc.	%Dev	Conc. Flag	CoD	CoD Flag	x=excluded
1	1	180927M2_2	Standard	150.000	6.32	16737.893	19690.148	10.626	130.8	-12.8	NO		NO	bb
2	2	180927M2_3	Standard	150.000	6.32	17235.957	18405.314	11.706	144.1	-3.9	NO		NO	bb
3	3	180927M2_4	Standard	150.000	6.32	17578.506	18764.016	11.710	144.2	-3.9	NO		NO	bb
4	4	180927M2_5	Standard	150.000	6.32	17335.770	19095.205	11.348	139.7	-6.9	NO		NO	MM
5	5	180927M2_6	Standard	150.000	6.32	17490.674	19296.877	11.330	139.5	-7.0	NO		NO	bb
6	6	180927M2_7	Standard	150.000	6.32	17818.711	17848.277	12.479	153.6	2.4	NO		NO	bb
7	7	180927M2_8	Standard	150.000	6.32	17100.529	18787.014	11.378	140.1	-6.6	NO		NO	bb
8	8	180927M2_9	Standard	150.000	6.32	18069.568	17281.240	13.070	160.9	7.3	NO		NO	bb
9	9	180927M2_10	Standard	150.000	6.32	17373.066	16107.658	13.482	166.0	10.7	NO		NO	bb
10	10	180927M2_11	Standard	150.000	6.32	16995.717	14439.446	14.713	181.1	20.8	NO		NO	bb

Dataset: F:\Projects\PFAS.PRO\Results\180927M1\180927M1-CRV.qld

Last Altered: Friday, September 28, 2018 09:49:55 Pacific Daylight Time
Printed: Friday, September 28, 2018 10:12:19 Pacific Daylight Time

Compound name: d9-N-EtFOSE
Response Factor: 0.0829834
RRF SD: 0.00687862, Relative SD: 8.28916
Response type: Internal Std (Ref 67), Area * (IS Conc. / IS Area)
Curve type: RF

	#	Name	Type	Std. Conc	RT	Area	IS Area	Response	Conc.	%Dev	Conc. Flag	CoD	CoD Flag	x=excluded
1	1	180927M2_2	Standard	150.000	6.47	17267.631	19690.148	10.962	132.1	-11.9	NO		NO	bb
2	2	180927M2_3	Standard	150.000	6.47	17586.574	18405.314	11.944	143.9	-4.0	NO		NO	bb
3	3	180927M2_4	Standard	150.000	6.48	17764.828	18764.016	11.834	142.6	-4.9	NO		NO	bb
4	4	180927M2_5	Standard	150.000	6.47	18476.584	19095.205	12.095	145.8	-2.8	NO		NO	bb
5	5	180927M2_6	Standard	150.000	6.47	18374.984	19296.877	11.903	143.4	-4.4	NO		NO	bb
6	6	180927M2_7	Standard	150.000	6.47	17453.949	17848.277	12.224	147.3	-1.8	NO		NO	bb
7	7	180927M2_8	Standard	150.000	6.47	18806.555	18787.014	12.513	150.8	0.5	NO		NO	bb
8	8	180927M2_9	Standard	150.000	6.48	17802.992	17281.240	12.877	155.2	3.5	NO		NO	bb
9	9	180927M2_10	Standard	150.000	6.47	17266.313	16107.658	13.399	161.5	7.6	NO		NO	bb
10	10	180927M2_11	Standard	150.000	6.47	17007.844	14439.446	14.723	177.4	18.3	NO		NO	bb

Compound name: 13C4-PFBA
Response Factor: 1
RRF SD: 0, Relative SD: 0
Response type: Internal Std (Ref 60), Area * (IS Conc. / IS Area)
Curve type: RF

	#	Name	Type	Std. Conc	RT	Area	IS Area	Response	Conc.	%Dev	Conc. Flag	CoD	CoD Flag	x=excluded
1	1	180927M2_2	Standard	12.500	1.34	10567.510	10567.510	12.500	12.5	0.0	NO		NO	MM
2	2	180927M2_3	Standard	12.500	1.34	10363.104	10363.104	12.500	12.5	0.0	NO		NO	MM
3	3	180927M2_4	Standard	12.500	1.34	10632.993	10632.993	12.500	12.5	0.0	NO		NO	MM
4	4	180927M2_5	Standard	12.500	1.34	10579.523	10579.523	12.500	12.5	0.0	NO		NO	MM
5	5	180927M2_6	Standard	12.500	1.34	10724.708	10724.708	12.500	12.5	0.0	NO		NO	MM
6	6	180927M2_7	Standard	12.500	1.35	10771.597	10771.597	12.500	12.5	0.0	NO		NO	MM
7	7	180927M2_8	Standard	12.500	1.34	10261.946	10261.946	12.500	12.5	0.0	NO		NO	MM
8	8	180927M2_9	Standard	12.500	1.35	10876.663	10876.663	12.500	12.5	0.0	NO		NO	MM
9	9	180927M2_10	Standard	12.500	1.35	11643.300	11643.300	12.500	12.5	0.0	NO		NO	MM
10	10	180927M2_11	Standard	12.500	1.34	11400.880	11400.880	12.500	12.5	0.0	NO		NO	MM

Dataset: F:\Projects\PFAS.PRO\Results\180927M1\180927M1-CRV.qld

Last Altered: Friday, September 28, 2018 09:49:55 Pacific Daylight Time
Printed: Friday, September 28, 2018 10:12:19 Pacific Daylight Time

Compound name: 13C5-PFHxA
Response Factor: 1
RRF SD: 0, Relative SD: 0
Response type: Internal Std (Ref 61), Area * (IS Conc. / IS Area)
Curve type: RF

	#	Name	Type	Std. Conc	RT	Area	IS Area	Response	Conc.	%Dev	Conc. Flag	CoD	CoD Flag	x=excluded
1	1	180927M2_2	Standard	12.500	3.12	19054.578	19054.578	12.500	12.5	0.0	NO		NO	bb
2	2	180927M2_3	Standard	12.500	3.12	18652.201	18652.201	12.500	12.5	0.0	NO		NO	bb
3	3	180927M2_4	Standard	12.500	3.12	18694.494	18694.494	12.500	12.5	0.0	NO		NO	bb
4	4	180927M2_5	Standard	12.500	3.12	19309.770	19309.770	12.500	12.5	0.0	NO		NO	bb
5	5	180927M2_6	Standard	12.500	3.12	18865.738	18865.738	12.500	12.5	0.0	NO		NO	bb
6	6	180927M2_7	Standard	12.500	3.12	18511.996	18511.996	12.500	12.5	0.0	NO		NO	bb
7	7	180927M2_8	Standard	12.500	3.12	18742.975	18742.975	12.500	12.5	0.0	NO		NO	bb
8	8	180927M2_9	Standard	12.500	3.12	17905.041	17905.041	12.500	12.5	0.0	NO		NO	bb
9	9	180927M2_10	Standard	12.500	3.12	16931.217	16931.217	12.500	12.5	0.0	NO		NO	bb
10	10	180927M2_11	Standard	12.500	3.13	15631.396	15631.396	12.500	12.5	0.0	NO		NO	bb

Compound name: 13C3-PFHxS
Response Factor: 1
RRF SD: 0, Relative SD: 0
Response type: Internal Std (Ref 62), Area * (IS Conc. / IS Area)
Curve type: RF

	#	Name	Type	Std. Conc	RT	Area	IS Area	Response	Conc.	%Dev	Conc. Flag	CoD	CoD Flag	x=excluded
1	1	180927M2_2	Standard	12.500	3.90	3348.060	3348.060	12.500	12.5	0.0	NO		NO	bb
2	2	180927M2_3	Standard	12.500	3.90	3079.743	3079.743	12.500	12.5	0.0	NO		NO	bb
3	3	180927M2_4	Standard	12.500	3.90	3102.575	3102.575	12.500	12.5	0.0	NO		NO	bb
4	4	180927M2_5	Standard	12.500	3.90	3188.160	3188.160	12.500	12.5	0.0	NO		NO	bb
5	5	180927M2_6	Standard	12.500	3.90	3109.082	3109.082	12.500	12.5	0.0	NO		NO	bb
6	6	180927M2_7	Standard	12.500	3.90	3070.857	3070.857	12.500	12.5	0.0	NO		NO	bb
7	7	180927M2_8	Standard	12.500	3.90	3034.912	3034.912	12.500	12.5	0.0	NO		NO	bb
8	8	180927M2_9	Standard	12.500	3.90	2976.848	2976.848	12.500	12.5	0.0	NO		NO	bd
9	9	180927M2_10	Standard	12.500	3.90	2853.502	2853.502	12.500	12.5	0.0	NO		NO	bb
10	10	180927M2_11	Standard	12.500	3.90	2498.325	2498.325	12.500	12.5	0.0	NO		NO	bb

Dataset: F:\Projects\PFAS.PRO\Results\180927M1\180927M1-CRV.qld

Last Altered: Friday, September 28, 2018 09:49:55 Pacific Daylight Time
Printed: Friday, September 28, 2018 10:12:19 Pacific Daylight Time

Compound name: 13C8-PFOA
Response Factor: 1
RRF SD: 0, Relative SD: 0
Response type: Internal Std (Ref 63), Area * (IS Conc. / IS Area)
Curve type: RF

	#	Name	Type	Std. Conc	RT	Area	IS Area	Response	Conc.	%Dev	Conc. Flag	CoD	CoD Flag	x=excluded
1	1	180927M2_2	Standard	12.500	4.27	21500.086	21500.086	12.500	12.5	0.0	NO		NO	bb
2	2	180927M2_3	Standard	12.500	4.28	21188.270	21188.270	12.500	12.5	0.0	NO		NO	bb
3	3	180927M2_4	Standard	12.500	4.28	22324.883	22324.883	12.500	12.5	0.0	NO		NO	bb
4	4	180927M2_5	Standard	12.500	4.28	22063.840	22063.840	12.500	12.5	0.0	NO		NO	bb
5	5	180927M2_6	Standard	12.500	4.28	21627.195	21627.195	12.500	12.5	0.0	NO		NO	bb
6	6	180927M2_7	Standard	12.500	4.28	21187.299	21187.299	12.500	12.5	0.0	NO		NO	bb
7	7	180927M2_8	Standard	12.500	4.28	21556.766	21556.766	12.500	12.5	0.0	NO		NO	bb
8	8	180927M2_9	Standard	12.500	4.28	20802.148	20802.148	12.500	12.5	0.0	NO		NO	bb
9	9	180927M2_10	Standard	12.500	4.28	19858.283	19858.283	12.500	12.5	0.0	NO		NO	bb
10	10	180927M2_11	Standard	12.500	4.28	18077.240	18077.240	12.500	12.5	0.0	NO		NO	bb

Compound name: 13C9-PFNA
Response Factor: 1
RRF SD: 0, Relative SD: 0
Response type: Internal Std (Ref 64), Area * (IS Conc. / IS Area)
Curve type: RF

	#	Name	Type	Std. Conc	RT	Area	IS Area	Response	Conc.	%Dev	Conc. Flag	CoD	CoD Flag	x=excluded
1	1	180927M2_2	Standard	12.500	4.71	16521.154	16521.154	12.500	12.5	0.0	NO		NO	bb
2	2	180927M2_3	Standard	12.500	4.71	15560.781	15560.781	12.500	12.5	0.0	NO		NO	bb
3	3	180927M2_4	Standard	12.500	4.71	15663.251	15663.251	12.500	12.5	0.0	NO		NO	bb
4	4	180927M2_5	Standard	12.500	4.71	16562.641	16562.641	12.500	12.5	0.0	NO		NO	bd
5	5	180927M2_6	Standard	12.500	4.71	16521.340	16521.340	12.500	12.5	0.0	NO		NO	bb
6	6	180927M2_7	Standard	12.500	4.71	16113.906	16113.906	12.500	12.5	0.0	NO		NO	bb
7	7	180927M2_8	Standard	12.500	4.71	16408.475	16408.475	12.500	12.5	0.0	NO		NO	bb
8	8	180927M2_9	Standard	12.500	4.71	15186.556	15186.556	12.500	12.5	0.0	NO		NO	bd
9	9	180927M2_10	Standard	12.500	4.71	14380.478	14380.478	12.500	12.5	0.0	NO		NO	bb
10	10	180927M2_11	Standard	12.500	4.71	13455.361	13455.361	12.500	12.5	0.0	NO		NO	bb

Dataset: F:\Projects\PFAS.PRO\Results\180927M1\180927M1-CRV.qld

Last Altered: Friday, September 28, 2018 09:49:55 Pacific Daylight Time
Printed: Friday, September 28, 2018 10:12:19 Pacific Daylight Time

Compound name: 13C4-PFOS
Response Factor: 1
RRF SD: 0, Relative SD: 0
Response type: Internal Std (Ref 65), Area * (IS Conc. / IS Area)
Curve type: RF

	#	Name	Type	Std. Conc	RT	Area	IS Area	Response	Conc.	%Dev	Conc. Flag	CoD	CoD Flag	x=excluded
1	1	180927M2_2	Standard	12.500	4.79	3372.426	3372.426	12.500	12.5	0.0	NO		NO	bb
2	2	180927M2_3	Standard	12.500	4.79	3226.436	3226.436	12.500	12.5	0.0	NO		NO	bb
3	3	180927M2_4	Standard	12.500	4.79	3234.385	3234.385	12.500	12.5	0.0	NO		NO	bb
4	4	180927M2_5	Standard	12.500	4.79	3259.021	3259.021	12.500	12.5	0.0	NO		NO	bb
5	5	180927M2_6	Standard	12.500	4.79	3455.433	3455.433	12.500	12.5	0.0	NO		NO	bb
6	6	180927M2_7	Standard	12.500	4.79	3225.416	3225.416	12.500	12.5	0.0	NO		NO	bb
7	7	180927M2_8	Standard	12.500	4.80	3073.291	3073.291	12.500	12.5	0.0	NO		NO	bb
8	8	180927M2_9	Standard	12.500	4.79	3186.194	3186.194	12.500	12.5	0.0	NO		NO	bb
9	9	180927M2_10	Standard	12.500	4.79	2899.134	2899.134	12.500	12.5	0.0	NO		NO	bb
10	10	180927M2_11	Standard	12.500	4.79	2815.417	2815.417	12.500	12.5	0.0	NO		NO	bb

Compound name: 13C6-PFDA
Response Factor: 1
RRF SD: 0, Relative SD: 0
Response type: Internal Std (Ref 66), Area * (IS Conc. / IS Area)
Curve type: RF

	#	Name	Type	Std. Conc	RT	Area	IS Area	Response	Conc.	%Dev	Conc. Flag	CoD	CoD Flag	x=excluded
1	1	180927M2_2	Standard	12.500	5.09	14837.385	14837.385	12.500	12.5	0.0	NO		NO	bb
2	2	180927M2_3	Standard	12.500	5.08	14144.347	14144.347	12.500	12.5	0.0	NO		NO	bb
3	3	180927M2_4	Standard	12.500	5.09	14912.273	14912.273	12.500	12.5	0.0	NO		NO	bb
4	4	180927M2_5	Standard	12.500	5.09	15507.658	15507.658	12.500	12.5	0.0	NO		NO	bb
5	5	180927M2_6	Standard	12.500	5.09	12909.397	12909.397	12.500	12.5	0.0	NO		NO	bb
6	6	180927M2_7	Standard	12.500	5.09	14834.702	14834.702	12.500	12.5	0.0	NO		NO	bb
7	7	180927M2_8	Standard	12.500	5.09	14243.350	14243.350	12.500	12.5	0.0	NO		NO	bb
8	8	180927M2_9	Standard	12.500	5.09	14121.066	14121.066	12.500	12.5	0.0	NO		NO	bb
9	9	180927M2_10	Standard	12.500	5.09	12990.980	12990.980	12.500	12.5	0.0	NO		NO	bb
10	10	180927M2_11	Standard	12.500	5.09	12109.818	12109.818	12.500	12.5	0.0	NO		NO	bb

Dataset: F:\Projects\PFAS.PRO\Results\180927M1\180927M1-CRV.qld

Last Altered: Friday, September 28, 2018 09:49:55 Pacific Daylight Time
Printed: Friday, September 28, 2018 10:12:19 Pacific Daylight Time

Compound name: 13C7-PFUdA
Response Factor: 1
RRF SD: 0, Relative SD: 0
Response type: Internal Std (Ref 67), Area * (IS Conc. / IS Area)
Curve type: RF

	#	Name	Type	Std. Conc	RT	Area	IS Area	Response	Conc.	%Dev	Conc. Flag	CoD	CoD Flag	x=excluded
1	1	180927M2_2	Standard	12.500	5.41	19690.148	19690.148	12.500	12.5	0.0	NO		NO	bd
2	2	180927M2_3	Standard	12.500	5.41	18405.314	18405.314	12.500	12.5	0.0	NO		NO	bb
3	3	180927M2_4	Standard	12.500	5.41	18764.016	18764.016	12.500	12.5	0.0	NO		NO	bb
4	4	180927M2_5	Standard	12.500	5.41	19095.205	19095.205	12.500	12.5	0.0	NO		NO	bb
5	5	180927M2_6	Standard	12.500	5.41	19296.877	19296.877	12.500	12.5	0.0	NO		NO	bb
6	6	180927M2_7	Standard	12.500	5.41	17848.277	17848.277	12.500	12.5	0.0	NO		NO	bb
7	7	180927M2_8	Standard	12.500	5.42	18787.014	18787.014	12.500	12.5	0.0	NO		NO	bb
8	8	180927M2_9	Standard	12.500	5.41	17281.240	17281.240	12.500	12.5	0.0	NO		NO	bd
9	9	180927M2_10	Standard	12.500	5.41	16107.658	16107.658	12.500	12.5	0.0	NO		NO	bb
10	10	180927M2_11	Standard	12.500	5.41	14439.446	14439.446	12.500	12.5	0.0	NO		NO	bb

Dataset: F:\Projects\PFAS.PRO\Results\180927M1\180927M1-CRV.qld

Last Altered: Friday, September 28, 2018 09:49:55 Pacific Daylight Time
Printed: Friday, September 28, 2018 10:10:27 Pacific Daylight Time

Method: F:\Projects\PFAS.PRO\MethDB\PFAS_FULL_80C_092718.mdb 27 Sep 2018 14:49:25
Calibration: F:\Projects\PFAS.PRO\CurveDB\C18_VAL-PFAS_Q4_09-27-18.cdb 28 Sep 2018 09:49:55

Name: 180927M2_2, Date: 27-Sep-2018, Time: 12:23:26, ID: ST180927M2-1 PFC CS-2 18I1701, Description: PFC CS-2 18I1701

	#	Name	IS#	CoD	CoD Flag	%RSD
1	1	PFBA	36	0.9999	NO	
2	2	PFPeA	37	0.9999	NO	
3	3	PFBS	38	0.9996	NO	
4	4	4:2 FTS	39	0.9999	NO	
5	5	PFHxA	40	0.9998	NO	
6	6	PFPeS	38	0.9997	NO	
7	7	PFHpA	41	0.9996	NO	
8	8	L-PFHxS	42	0.9997	NO	
9	10	6:2 FTS	43	0.9993	NO	
10	11	L-PFOA	44	0.9999	NO	
11	13	PFHpS	47	0.9991	NO	
12	14	PFNA	45	0.9999	NO	
13	15	PFOSA	46	0.9998	NO	
14	16	L-PFOS	47	0.9995	NO	
15	18	PFDA	48	0.9999	NO	
16	19	8:2 FTS	49	0.9982	NO	
17	20	PFNS	47	0.9992	NO	
18	21	L-MeFOSAA	50	0.9996	NO	
19	23	L-EtFOSAA	52	0.9991	NO	

Dataset: F:\Projects\PFAS.PRO\Results\180927M1\180927M1-CRV.qld

Last Altered: Friday, September 28, 2018 09:49:55 Pacific Daylight Time
Printed: Friday, September 28, 2018 10:12:19 Pacific Daylight Time

Method: F:\Projects\PFAS.PRO\MethDB\PFAS_FULL_80C_092718.mdb 27 Sep 2018 14:49:25
Calibration: F:\Projects\PFAS.PRO\CurveDB\C18_VAL-PFAS_Q4_09-27-18.cdb 28 Sep 2018 09:49:55

Name: 180927M2_2, Date: 27-Sep-2018, Time: 12:23:26, ID: ST180927M2-1 PFC CS-2 18I1701, Description: PFC CS-2 18I1701

	#	Name	IS#	CoD	CoD Flag	%RSD
1	25	PFUdA	51	0.9999	NO	
2	26	PFDS	47	0.9996	NO	
3	27	PFDoA	53	0.9996	NO	
4	28	N-MeFOSA	54	0.9998	NO	
5	29	PFTrDA	53	0.9998	NO	
6	30	PFTeDA	55	0.9992	NO	
7	31	N-EtFOSA	56	1.0000	NO	
8	32	PFHxDA	57	0.9999	NO	
9	33	PFODA	57	1.0000	NO	
10	34	N-MeFOSE	58	0.9998	NO	
11	35	N-EtFOSE	59	0.9997	NO	
12	36	13C3-PFBA	60		NO	0.966
13	37	13C3-PFPeA	61		NO	2.136
14	38	13C3-PFBS	62		NO	2.682
15	39	13C2-4:2 FTS	62		NO	11.654
16	40	13C2-PFHxA	61		NO	3.384
17	41	13C4-PFHpA	61		NO	2.957
18	42	18O2-PFHxS	62		NO	4.768
19	43	13C2-6:2 FTS	65		NO	13.496
20	44	13C2-PFOA	63		NO	1.857
21	45	13C5-PFNA	64		NO	3.713
22	46	13C8-PFOSA	67		NO	3.538
23	47	13C8-PFOS	65		NO	5.392
24	48	13C2-PFDA	66		NO	6.435
25	49	13C2-8:2 FTS	65		NO	14.852
26	50	d3-N-MeFOSAA	67		NO	7.610
27	51	13C2-PFUdA	67		NO	2.972
28	52	d5-N-EtFOSAA	67		NO	3.376
29	53	13C2-PFDoA	66		NO	4.993
30	54	d3-N-MeFOSA	67		NO	7.436
31	55	13C2-PFTeDA	67		NO	12.650
32	56	d5-N-ETFOSA	67		NO	3.006

Dataset: F:\Projects\PFAS.PRO\Results\180927M1\180927M1-CRV.qld

Last Altered: Friday, September 28, 2018 09:49:55 Pacific Daylight Time
Printed: Friday, September 28, 2018 10:12:19 Pacific Daylight Time

Name: 180927M2_2, Date: 27-Sep-2018, Time: 12:23:26, ID: ST180927M2-1 PFC CS-2 18I1701, Description: PFC CS-2 18I1701

	#	Name	IS#	CoD	CoD Flag	%RSD
33	57	13C2-PFHxDA	67		NO	13.175
34	58	d7-N-MeFOSE	67		NO	10.204
35	59	d9-N-EtFOSE	67		NO	8.289
36	60	13C4-PFBA	60		NO	0.000
37	61	13C5-PFHxA	61		NO	0.000
38	62	13C3-PFHxS	62		NO	0.000
39	63	13C8-PFOA	63		NO	0.000
40	64	13C9-PFNA	64		NO	0.000
41	65	13C4-PFOS	65		NO	0.000
42	66	13C6-PFDA	66		NO	0.000
43	67	13C7-PFUdA	67		NO	0.000

Vista Analytical Laboratory

Dataset: F:\Projects\PFAS.PRO\Results\180927M1\180927M1-CRV.qld

Last Altered: Thursday, September 27, 2018 14:49:27 Pacific Daylight Time
Printed: Thursday, September 27, 2018 14:51:25 Pacific Daylight Time

Method: F:\Projects\PFAS.PRO\MethDB\PFAS_FULL_80C_092718.mdb 27 Sep 2018 14:49:25
Calibration: 27 Sep 2018 14:48:37

Name: 180927M2_7, Date: 27-Sep-2018, Time: 13:16:25, ID: ST180927M2-6 PFC CS3 18I1706, Description: PFC CS3 18I1706

	Name	Ion Ratio	Ratio out?
1	PFBA		
2	PFPeA		
3	PFBS	2.862	NO
4	4:2 FTS	1.878	NO
5	PFHxA	15.438	NO
6	PFPeS	1.307	NO
7	PFHpA	19.521	NO
8	L-PFHxS	1.864	NO
9	6:2 FTS	3.380	NO
10	L-PFOA	3.261	NO
11	PFHpS	1.722	NO
12	PFNA	4.986	NO
13	PFOSA	35.182	NO
14	L-PFOS	2.033	NO
15	PFDA	6.290	NO
16	8:2 FTS	2.490	NO
17	PFNS	1.569	NO
18	L-MeFOSAA	2.630	NO
19	L-EtFOSAA	1.379	NO

Vista Analytical Laboratory

Dataset: F:\Projects\PFAS.PRO\Results\180927M1\180927M1-CRV.qld

Last Altered: Thursday, September 27, 2018 14:49:27 Pacific Daylight Time
Printed: Thursday, September 27, 2018 14:51:29 Pacific Daylight Time

Method: F:\Projects\PFAS.PRO\MethDB\PFAS_FULL_80C_092718.mdb 27 Sep 2018 14:49:25
Calibration: 27 Sep 2018 14:48:37

Name: 180927M2_7, Date: 27-Sep-2018, Time: 13:16:25, ID: ST180927M2-6 PFC CS3 18I1706, Description: PFC CS3 18I1706

	Name	Ion Ratio	Ratio out?
1	PFUdA	11.755	NO
2	PFDS	1.480	NO
3	PFDoA	9.004	NO
4	N-MeFOSA	1.499	NO
5	PFTrDA	30.329	NO
6	PFTeDA	14.078	NO
7	N-EtFOSA	1.451	NO
8	PFHxDA	31.456	NO
9	PFODA		
10	N-MeFOSE		
11	N-EtFOSE		

Quantify Compound Summary Report **MassLynx MassLynx V4.1 SCN945 SCN960**
Vista Analytical Laboratory

Dataset: Untitled

Last Altered: Friday, September 28, 2018 10:19:32 Pacific Daylight Time
Printed: Friday, September 28, 2018 10:19:35 Pacific Daylight Time

Method: F:\Projects\PFAS.PRO\MethDB\PFAS_FULL_80C_092618.mdb 27 Sep 2018 08:14:23
Calibration: F:\Projects\PFAS.PRO\CurveDB\C18_VAL-PFAS_Q4_09-25-18.cdb 26 Sep 2018 10:07:46

Compound name: PFBA

	#	Name	ID	Acq.Date	Acq.Time
1	1	180927M2_1	IPA	27-Sep-18	12:12:41
2	2	180927M2_2	ST180927M2-1 PFC CS-2 18I1701	27-Sep-18	12:23:26
3	3	180927M2_3	ST180927M2-2 PFC CS-1 18I1702	27-Sep-18	12:34:04
4	4	180927M2_4	ST180927M2-3 PFC CS0 18I1703	27-Sep-18	12:44:38
5	5	180927M2_5	ST180927M2-4 PFC CS1 18I1704	27-Sep-18	12:55:15
6	6	180927M2_6	ST180927M2-5 PFC CS2 18I1705	27-Sep-18	13:05:47
7	7	180927M2_7	ST180927M2-6 PFC CS3 18I1706	27-Sep-18	13:16:25
8	8	180927M2_8	ST180927M2-7 PFC CS4 18I1707	27-Sep-18	13:26:57
9	9	180927M2_9	ST180927M2-8 PFC CS5 18I1708	27-Sep-18	13:37:36
10	10	180927M2_10	ST180927M2-9 PFC CS6 18I1709	27-Sep-18	13:48:14
11	11	180927M2_11	ST180927M2-10 PFC CS7 18I1710	27-Sep-18	13:58:48
12	12	180927M2_12	IPA	27-Sep-18	14:09:26
13	13	180927M2_13	ICV180927M2-1 PFC ICV 18I1711	27-Sep-18	14:19:59
14	14	180927M2_14	IPA	27-Sep-18	14:30:37

Dataset: F:\Projects\PFAS.PRO\Results\180927M1\180927M1-CRV.qld

Last Altered: Friday, September 28, 2018 09:49:55 Pacific Daylight Time
Printed: Friday, September 28, 2018 10:13:35 Pacific Daylight Time

Method: F:\Projects\PFAS.PRO\MethDB\PFAS_FULL_80C_092718.mdb 27 Sep 2018 14:49:25
Calibration: F:\Projects\PFAS.PRO\CurveDB\C18_VAL-PFAS_Q4_09-27-18.cdb 28 Sep 2018 09:49:55

Compound name: PFBA
Correlation coefficient: r = 0.999929, r^2 = 0.999859
Calibration curve: 1.18969 * x + -0.149932
Response type: Internal Std (Ref 36), Area * (IS Conc. / IS Area)
Curve type: Linear, Origin: Exclude, Weighting: 1/x, Axis trans: None

Dataset: F:\Projects\PFAS.PRO\Results\180927M1\180927M1-CRV.qld

Last Altered: Friday, September 28, 2018 09:49:55 Pacific Daylight Time
Printed: Friday, September 28, 2018 10:13:35 Pacific Daylight Time

Compound name: PFPeA
Coefficient of Determination: R^2 = 0.999931
Calibration curve: 5.14306e-005 * x^2 + 1.00613 * x + 0.00949585
Response type: Internal Std (Ref 37), Area * (IS Conc. / IS Area)
Curve type: 2nd Order, Origin: Exclude, Weighting: 1/x, Axis trans: None

Dataset: F:\Projects\PFAS.PRO\Results\180927M1\180927M1-CRV.qld

Last Altered: Friday, September 28, 2018 09:49:55 Pacific Daylight Time
Printed: Friday, September 28, 2018 10:13:35 Pacific Daylight Time

Compound name: PFBS
Coefficient of Determination: R^2 = 0.999611
Calibration curve: 0.000168284 * x^2 + 1.92235 * x + -0.137802
Response type: Internal Std (Ref 38), Area * (IS Conc. / IS Area)
Curve type: 2nd Order, Origin: Exclude, Weighting: 1/x, Axis trans: None

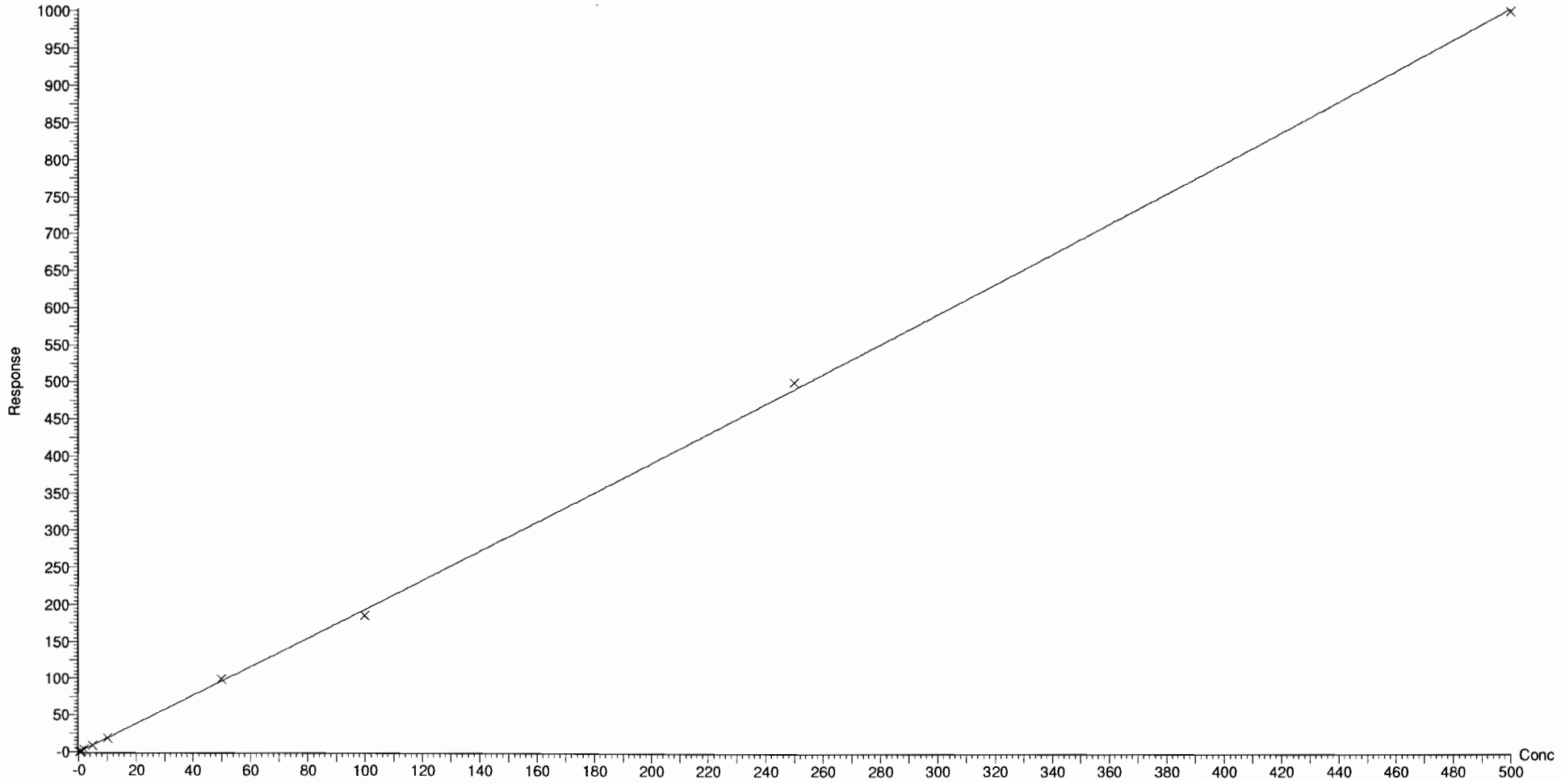

Dataset: F:\Projects\PFAS.PRO\Results\180927M1\180927M1-CRV.qld

Last Altered: Friday, September 28, 2018 09:49:55 Pacific Daylight Time
Printed: Friday, September 28, 2018 10:13:35 Pacific Daylight Time

Compound name: 4:2 FTS
Coefficient of Determination: R^2 = 0.999860
Calibration curve: -0.00244039 * x^2 + 0.919606 * x + -0.00962268
Response type: Internal Std (Ref 39), Area * (IS Conc. / IS Area)
Curve type: 2nd Order, Origin: Exclude, Weighting: 1/x, Axis trans: None

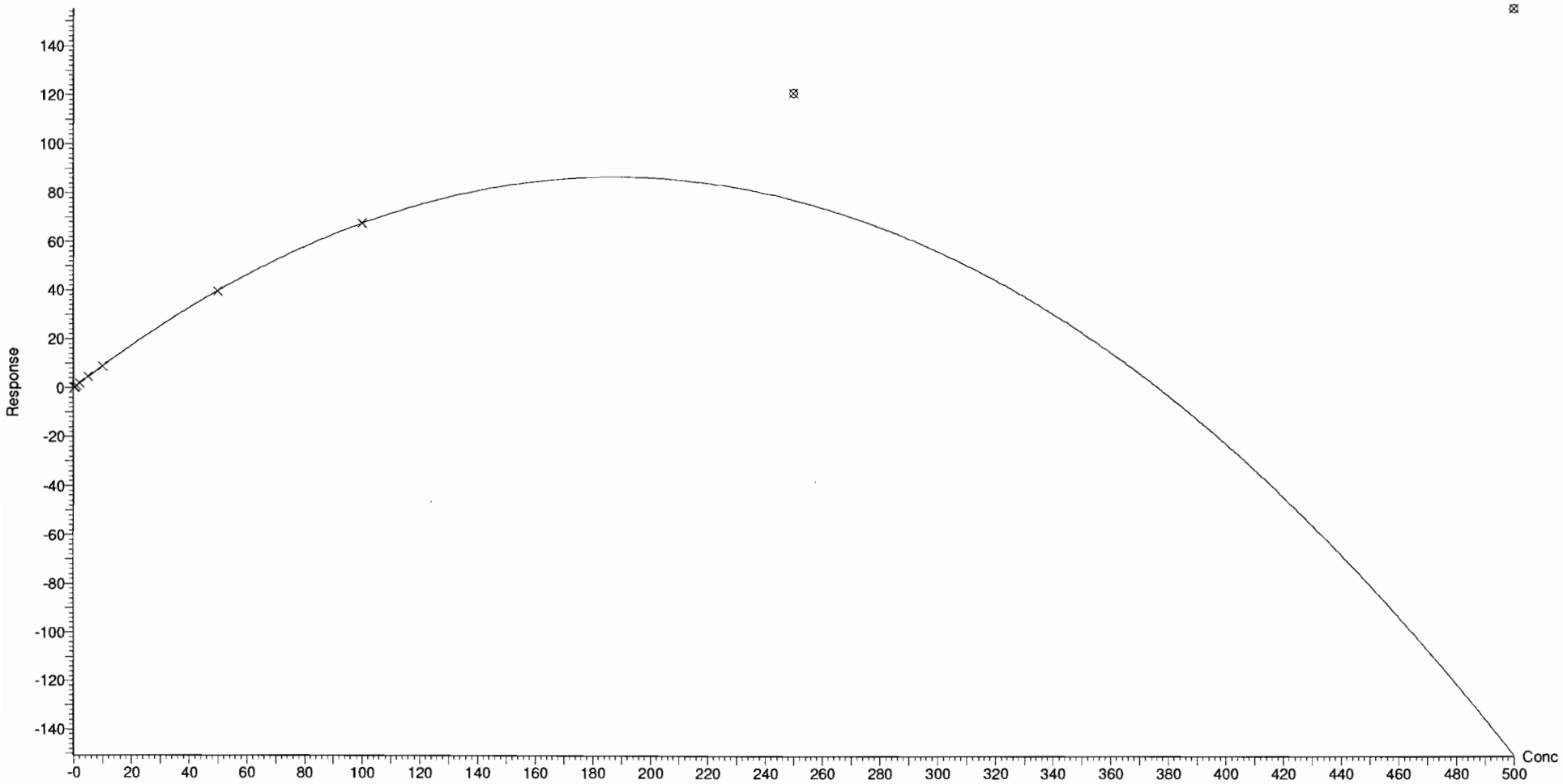

Dataset: F:\Projects\PFAS.PRO\Results\180927M1\180927M1-CRV.qld

Last Altered: Friday, September 28, 2018 09:49:55 Pacific Daylight Time
Printed: Friday, September 28, 2018 10:13:35 Pacific Daylight Time

Compound name: PFHxA
Coefficient of Determination: R^2 = 0.999814
Calibration curve: -8.56453e-005 * x^2 + 0.933539 * x + 0.0302
Response type: Internal Std (Ref 40), Area * (IS Conc. / IS Area)
Curve type: 2nd Order, Origin: Include, Weighting: 1/x, Axis trans: None

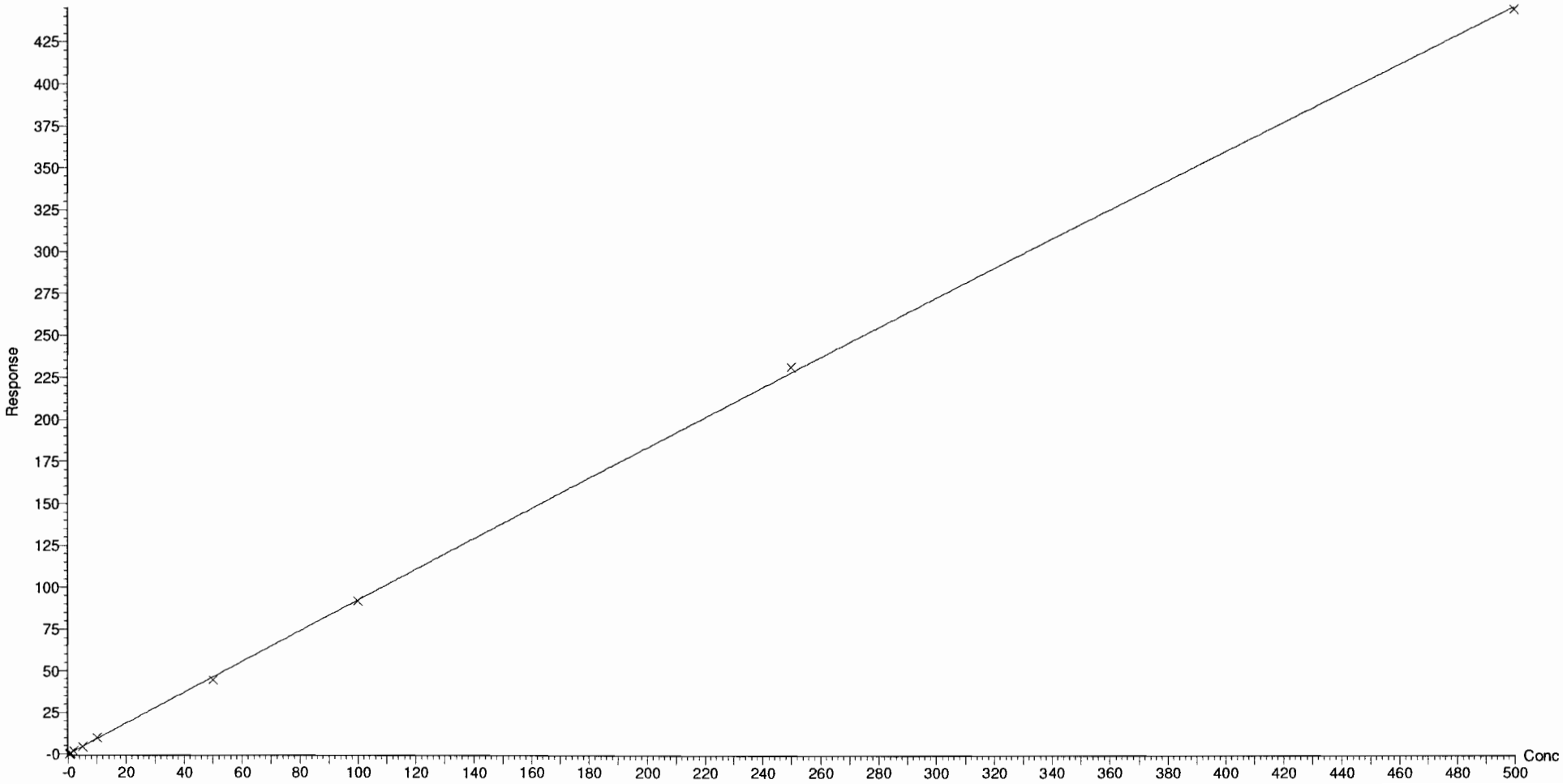

Dataset: F:\Projects\PFAS.PRO\Results\180927M1\180927M1-CRV.qld

Last Altered: Friday, September 28, 2018 09:49:55 Pacific Daylight Time
Printed: Friday, September 28, 2018 10:13:35 Pacific Daylight Time

Compound name: PFPeS
Coefficient of Determination: R^2 = 0.999658
Calibration curve: 5.01189e-005 * x^2 + 1.33454 * x + -0.0787641
Response type: Internal Std (Ref 38), Area * (IS Conc. / IS Area)
Curve type: 2nd Order, Origin: Exclude, Weighting: 1/x, Axis trans: None

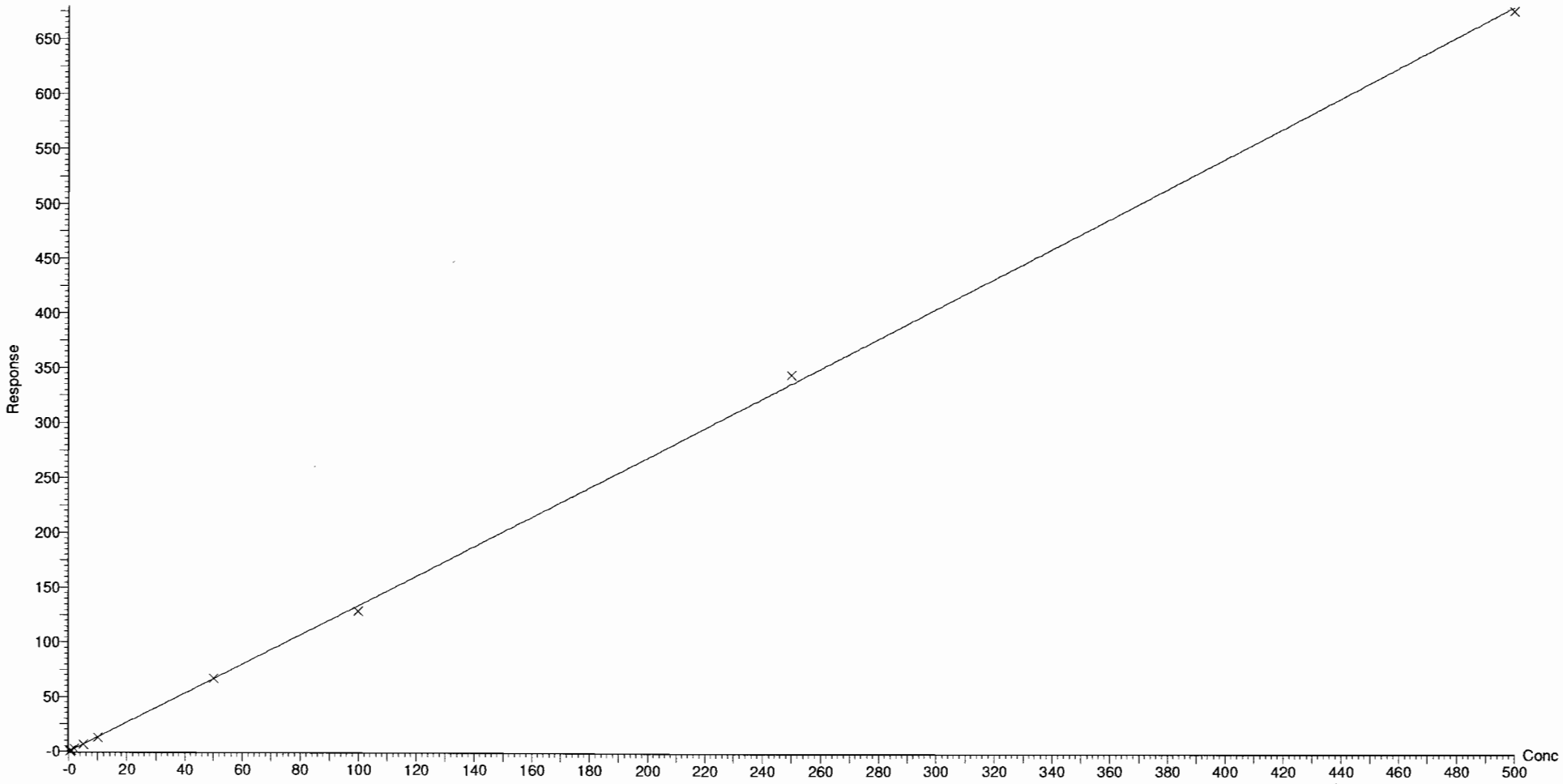

Dataset: F:\Projects\PFAS.PRO\Results\180927M1\180927M1-CRV.qld

Last Altered: Friday, September 28, 2018 09:49:55 Pacific Daylight Time
Printed: Friday, September 28, 2018 10:13:35 Pacific Daylight Time

Compound name: PFHpA
Correlation coefficient: r = 0.999815, r^2 = 0.999630
Calibration curve: 1.28026 * x + -0.0109596
Response type: Internal Std (Ref 41), Area * (IS Conc. / IS Area)
Curve type: Linear, Origin: Exclude, Weighting: 1/x, Axis trans: None

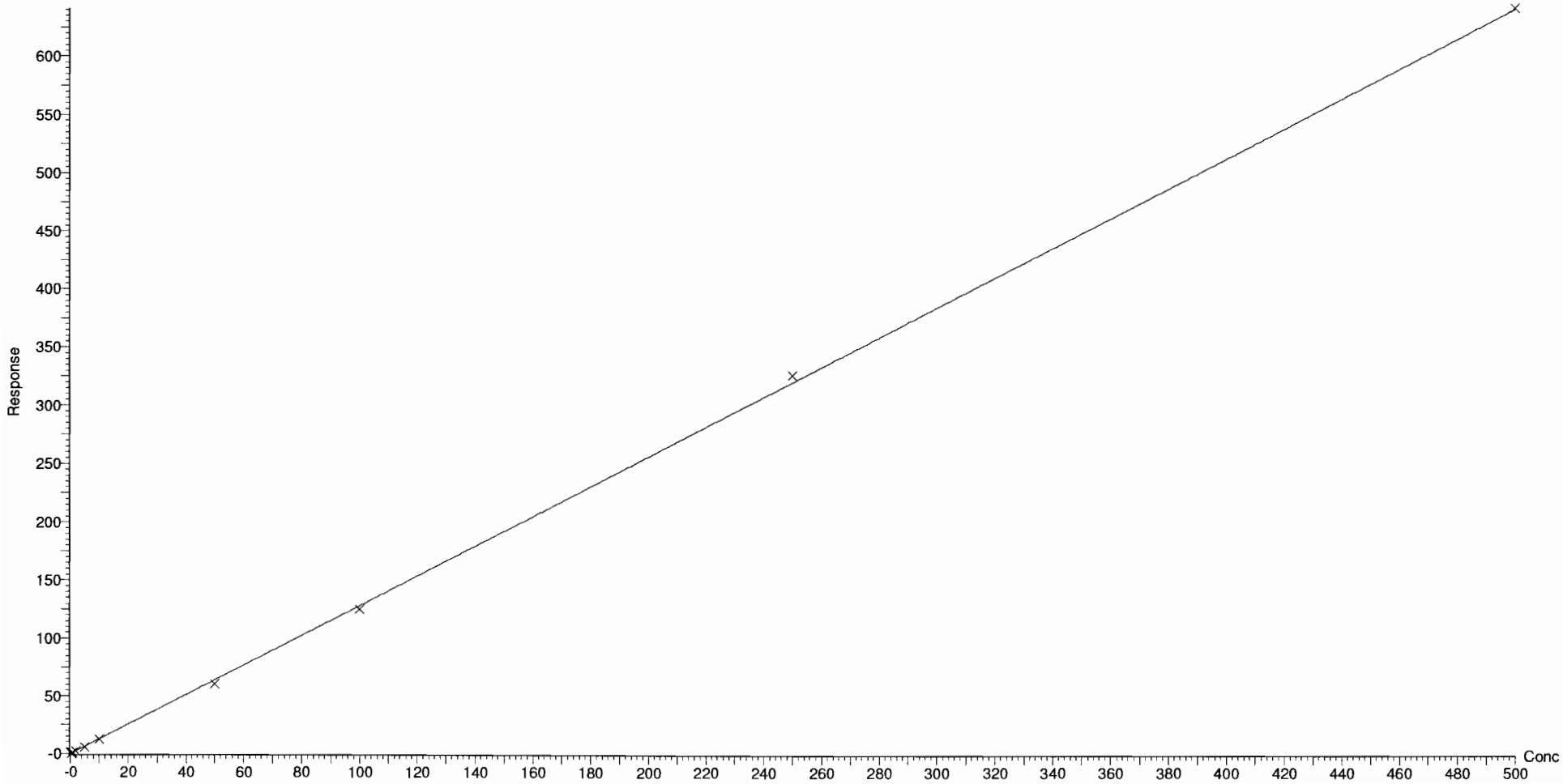

Dataset: F:\Projects\PFAS.PRO\Results\180927M1\180927M1-CRV.qld

Last Altered: Friday, September 28, 2018 09:49:55 Pacific Daylight Time
Printed: Friday, September 28, 2018 10:13:35 Pacific Daylight Time

Compound name: L-PFHxS
Coefficient of Determination: R^2 = 0.999685
Calibration curve: 2.82016e-006 * x^2 + 1.92587 * x + -0.0395152
Response type: Internal Std (Ref 42), Area * (IS Conc. / IS Area)
Curve type: 2nd Order, Origin: Include, Weighting: 1/x, Axis trans: None

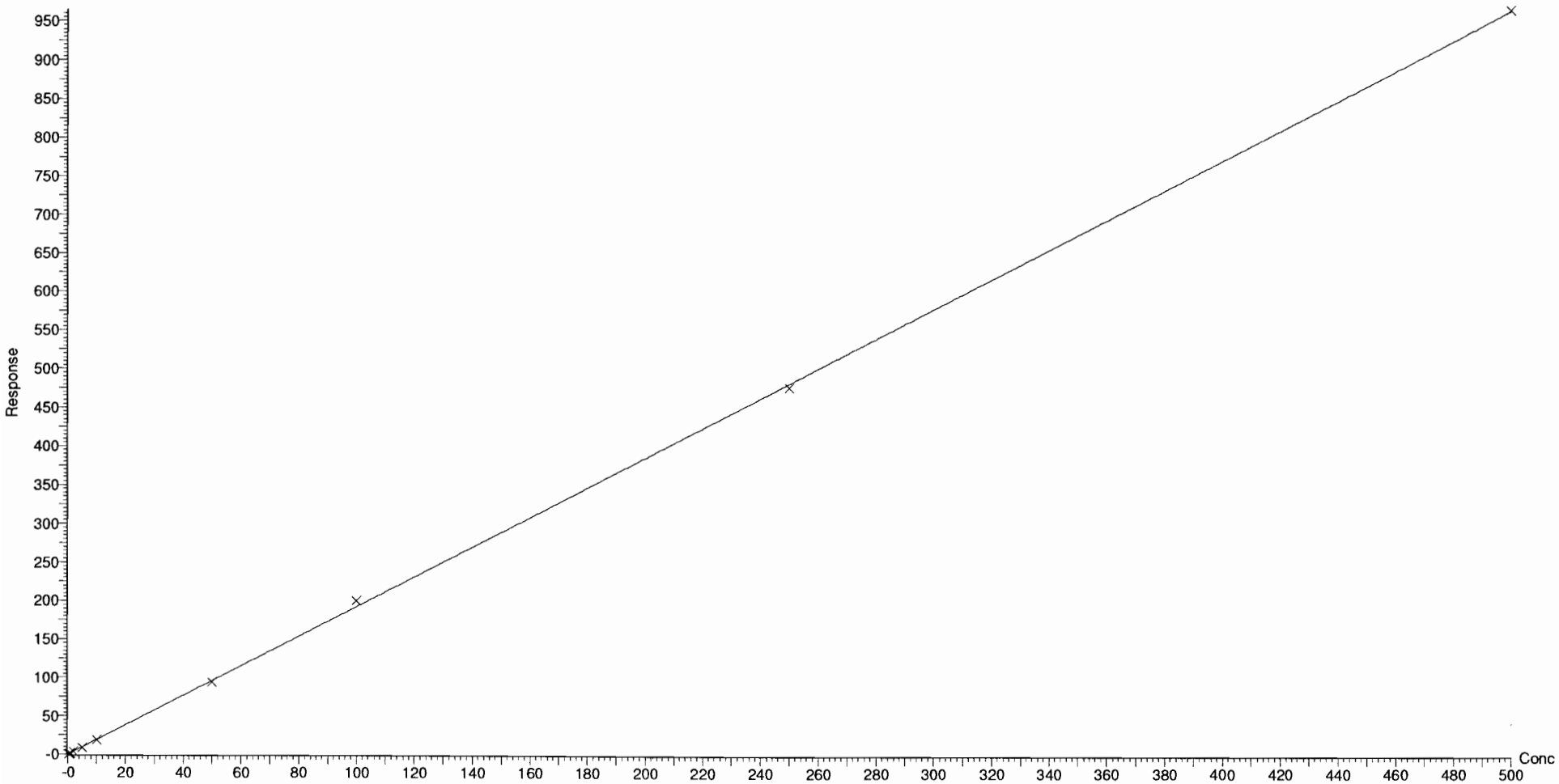

Dataset: F:\Projects\PFAS.PRO\Results\180927M1\180927M1-CRV.qld

Last Altered: Friday, September 28, 2018 09:49:55 Pacific Daylight Time
Printed: Friday, September 28, 2018 10:13:35 Pacific Daylight Time

Compound name: 6:2 FTS
Coefficient of Determination: R^2 = 0.999302
Calibration curve: -0.00261833 * x^2 + 1.04474 * x + 0.0191728
Response type: Internal Std (Ref 43), Area * (IS Conc. / IS Area)
Curve type: 2nd Order, Origin: Include, Weighting: 1/x, Axis trans: None

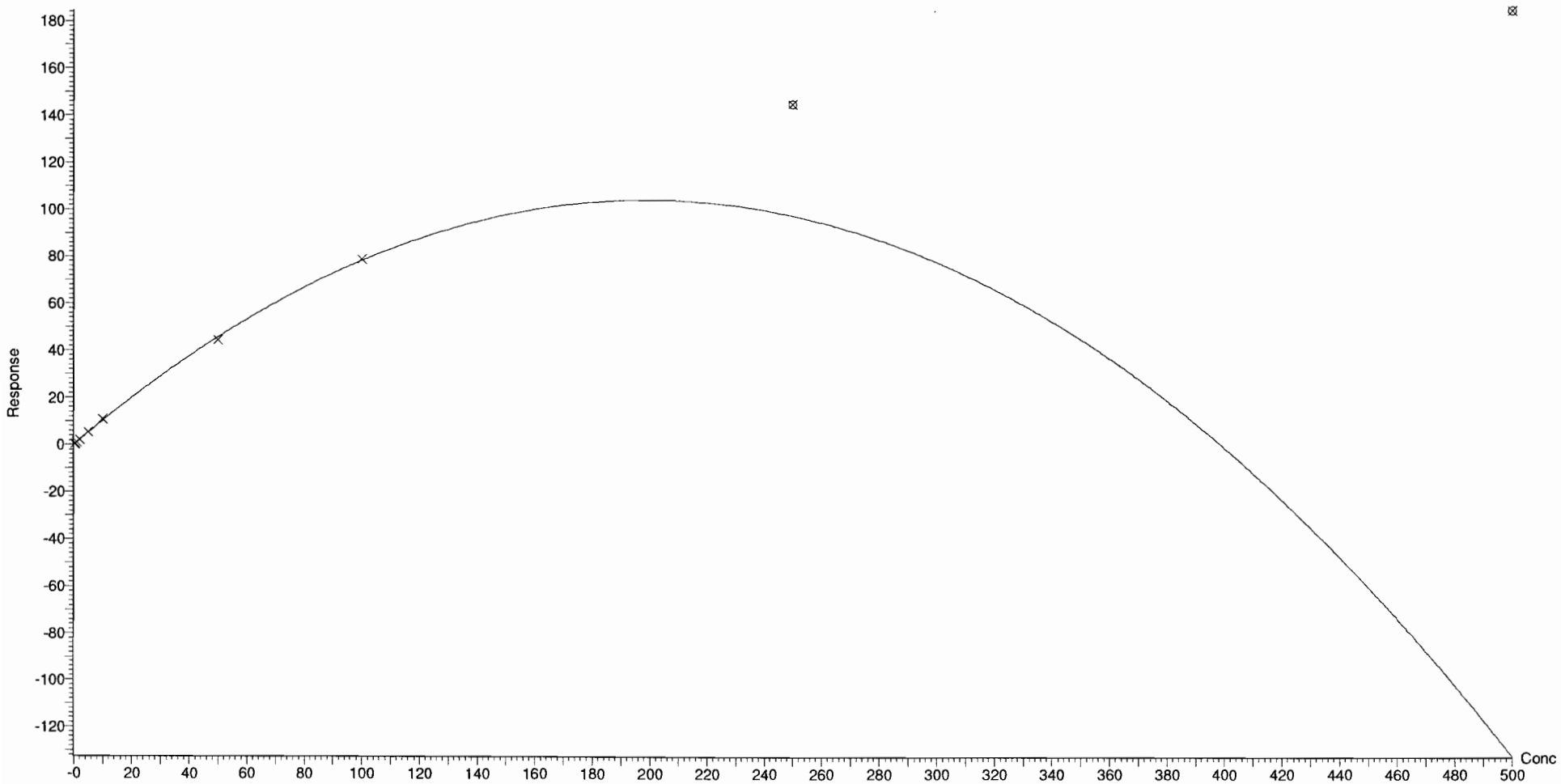

Dataset: F:\Projects\PFAS.PRO\Results\180927M1\180927M1-CRV.qld

Last Altered: Friday, September 28, 2018 09:49:55 Pacific Daylight Time
Printed: Friday, September 28, 2018 10:13:35 Pacific Daylight Time

Compound name: L-PFOA
Coefficient of Determination: R^2 = 0.999932
Calibration curve: -9.18538e-005 * x^2 + 1.36565 * x + 0.0873466
Response type: Internal Std (Ref 44), Area * (IS Conc. / IS Area)
Curve type: 2nd Order, Origin: Exclude, Weighting: 1/x, Axis trans: None

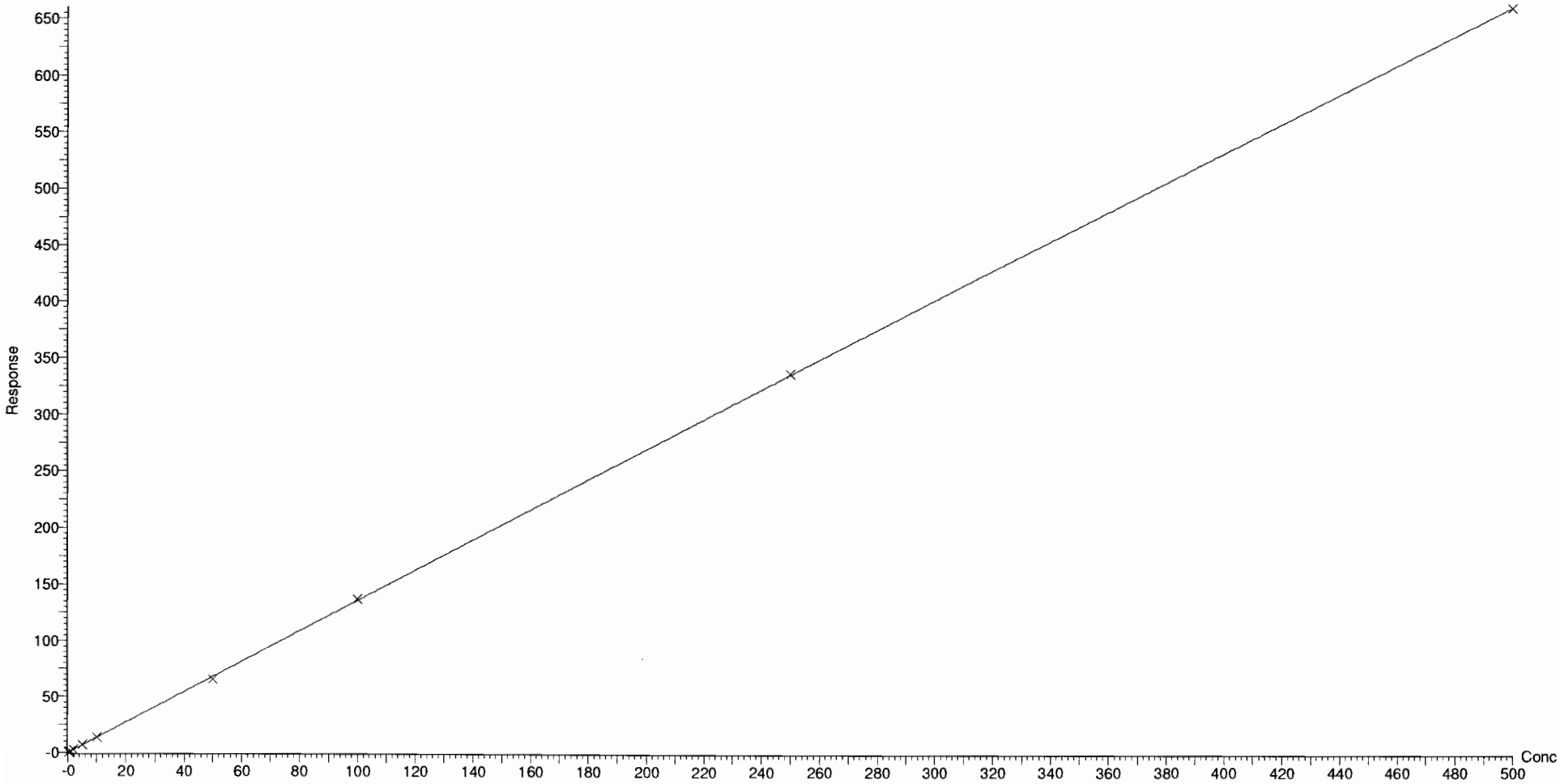

Dataset: F:\Projects\PFAS.PRO\Results\180927M1\180927M1-CRV.qld

Last Altered: Friday, September 28, 2018 09:49:55 Pacific Daylight Time
Printed: Friday, September 28, 2018 10:13:35 Pacific Daylight Time

Compound name: PFHpS
Coefficient of Determination: R^2 = 0.999081
Calibration curve: -1.51104e-005 * x^2 + 0.824807 * x + -0.0303448
Response type: Internal Std (Ref 47), Area * (IS Conc. / IS Area)
Curve type: 2nd Order, Origin: Exclude, Weighting: 1/x, Axis trans: None

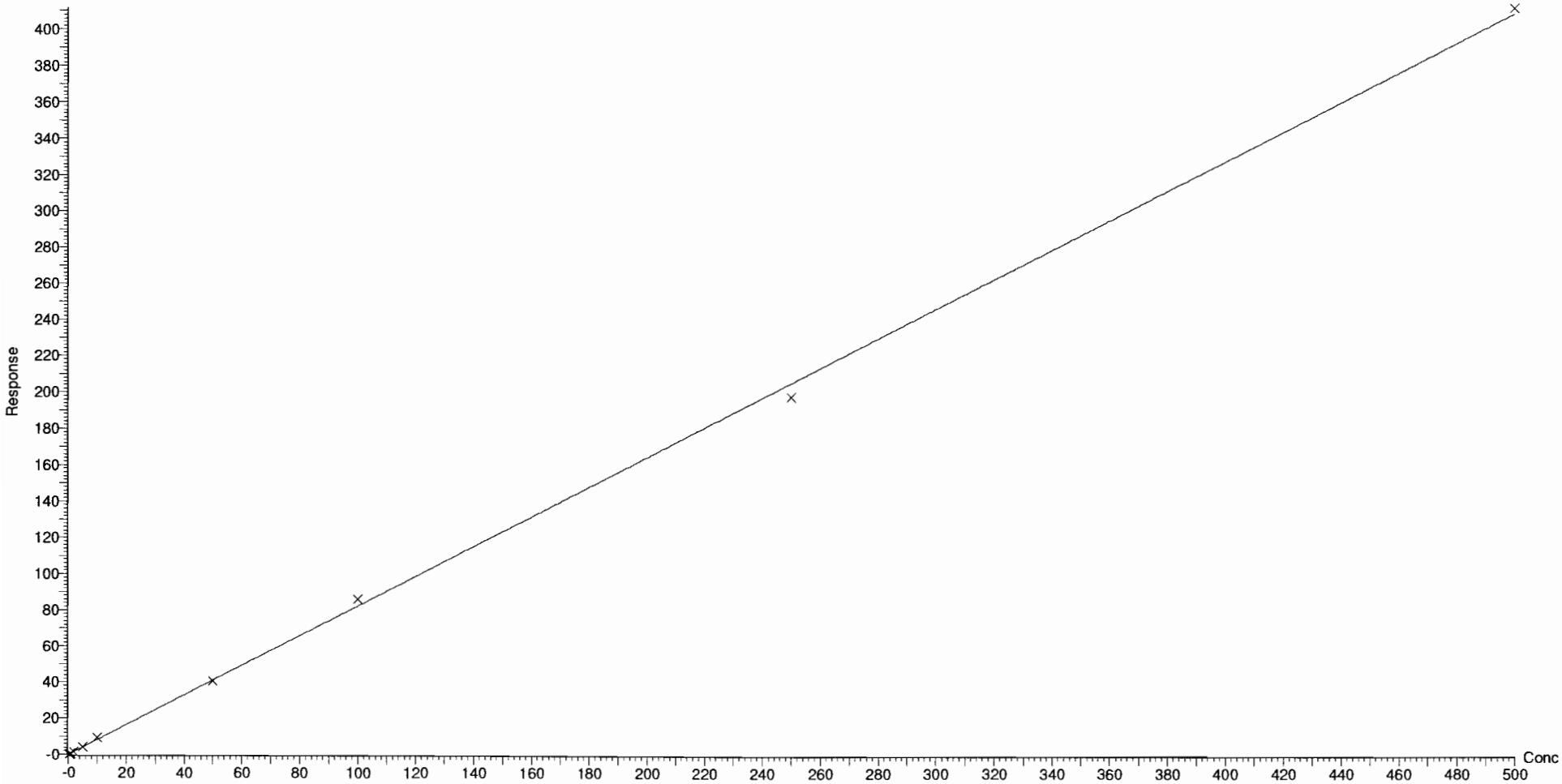

Dataset: F:\Projects\PFAS.PRO\Results\180927M1\180927M1-CRV.qld

Last Altered: Friday, September 28, 2018 09:49:55 Pacific Daylight Time
Printed: Friday, September 28, 2018 10:13:35 Pacific Daylight Time

Compound name: PFNA
Coefficient of Determination: R^2 = 0.999855
Calibration curve: 6.47015e-005 * x^2 + 1.10433 * x + 0.086356
Response type: Internal Std (Ref 45), Area * (IS Conc. / IS Area)
Curve type: 2nd Order, Origin: Exclude, Weighting: 1/x, Axis trans: None

Dataset: F:\Projects\PFAS.PRO\Results\180927M1\180927M1-CRV.qld

Last Altered: Friday, September 28, 2018 09:49:55 Pacific Daylight Time
Printed: Friday, September 28, 2018 10:13:35 Pacific Daylight Time

Compound name: PFOSA
Coefficient of Determination: R^2 = 0.999815
Calibration curve: -0.000107013 * x^2 + 1.05531 * x + -0.000923137
Response type: Internal Std (Ref 46), Area * (IS Conc. / IS Area)
Curve type: 2nd Order, Origin: Exclude, Weighting: 1/x, Axis trans: None

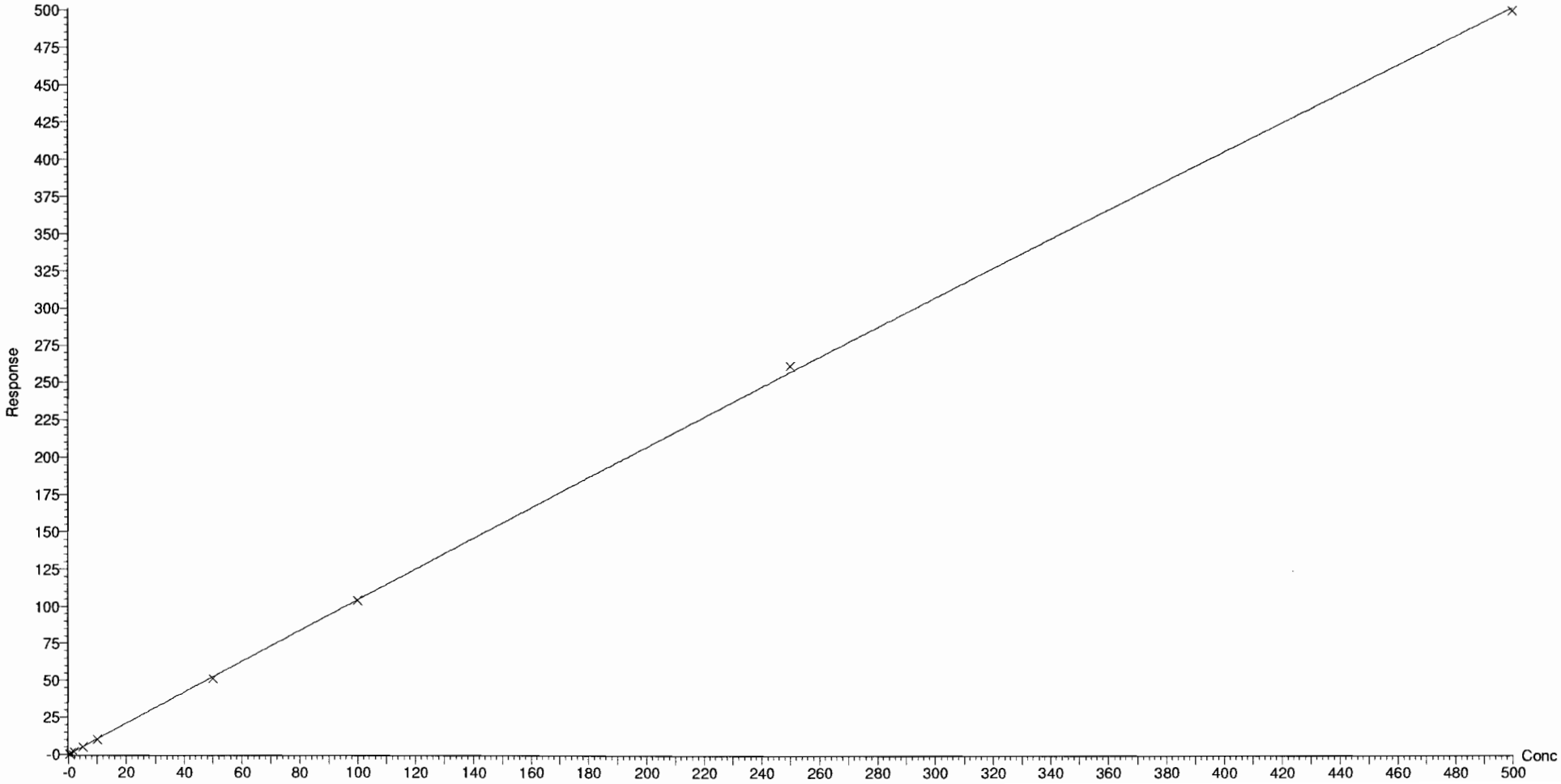

Dataset: F:\Projects\PFAS.PRO\Results\180927M1\180927M1-CRV.qld

Last Altered: Friday, September 28, 2018 09:49:55 Pacific Daylight Time
Printed: Friday, September 28, 2018 10:13:35 Pacific Daylight Time

Compound name: L-PFOS
Coefficient of Determination: R^2 = 0.999495
Calibration curve: 4.34295e-005 * x^2 + 0.971483 * x + 0.00442996
Response type: Internal Std (Ref 47), Area * (IS Conc. / IS Area)
Curve type: 2nd Order, Origin: Include, Weighting: 1/x, Axis trans: None

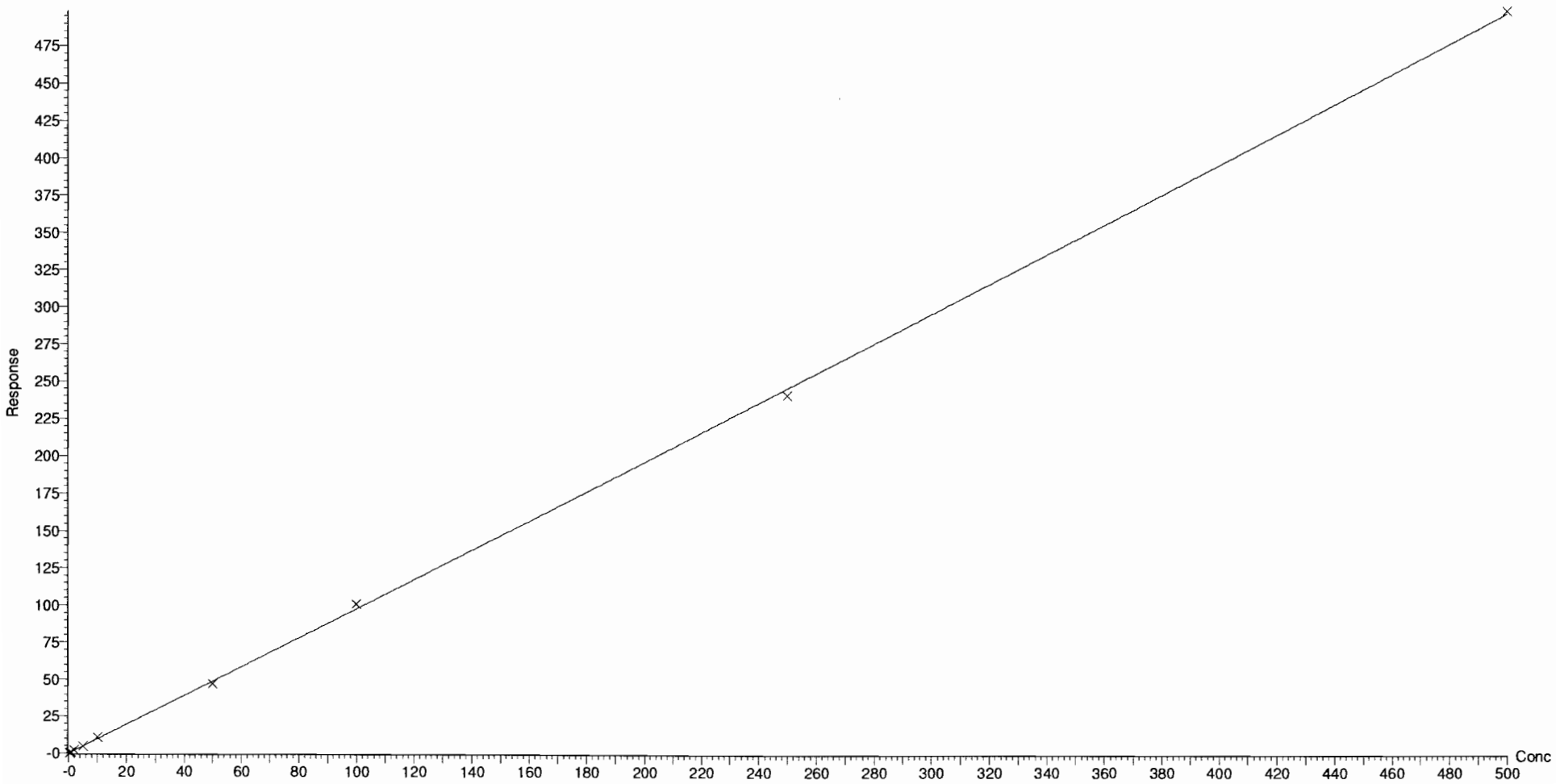

Dataset: F:\Projects\PFAS.PRO\Results\180927M1\180927M1-CRV.qld

Last Altered: Friday, September 28, 2018 09:49:55 Pacific Daylight Time
Printed: Friday, September 28, 2018 10:13:35 Pacific Daylight Time

Compound name: PFDA
Coefficient of Determination: R^2 = 0.999858
Calibration curve: -0.00020178 * x^2 + 1.27741 * x + -0.0259561
Response type: Internal Std (Ref 48), Area * (IS Conc. / IS Area)
Curve type: 2nd Order, Origin: Exclude, Weighting: 1/x, Axis trans: None

Dataset: F:\Projects\PFAS.PRO\Results\180927M1\180927M1-CRV.qld

Last Altered: Friday, September 28, 2018 09:49:55 Pacific Daylight Time
Printed: Friday, September 28, 2018 10:13:35 Pacific Daylight Time

Compound name: 8:2 FTS
Coefficient of Determination: R^2 = 0.998209
Calibration curve: -0.00619295 * x^2 + 1.61852 * x + -0.0960863
Response type: Internal Std (Ref 49), Area * (IS Conc. / IS Area)
Curve type: 2nd Order, Origin: Exclude, Weighting: 1/x, Axis trans: None

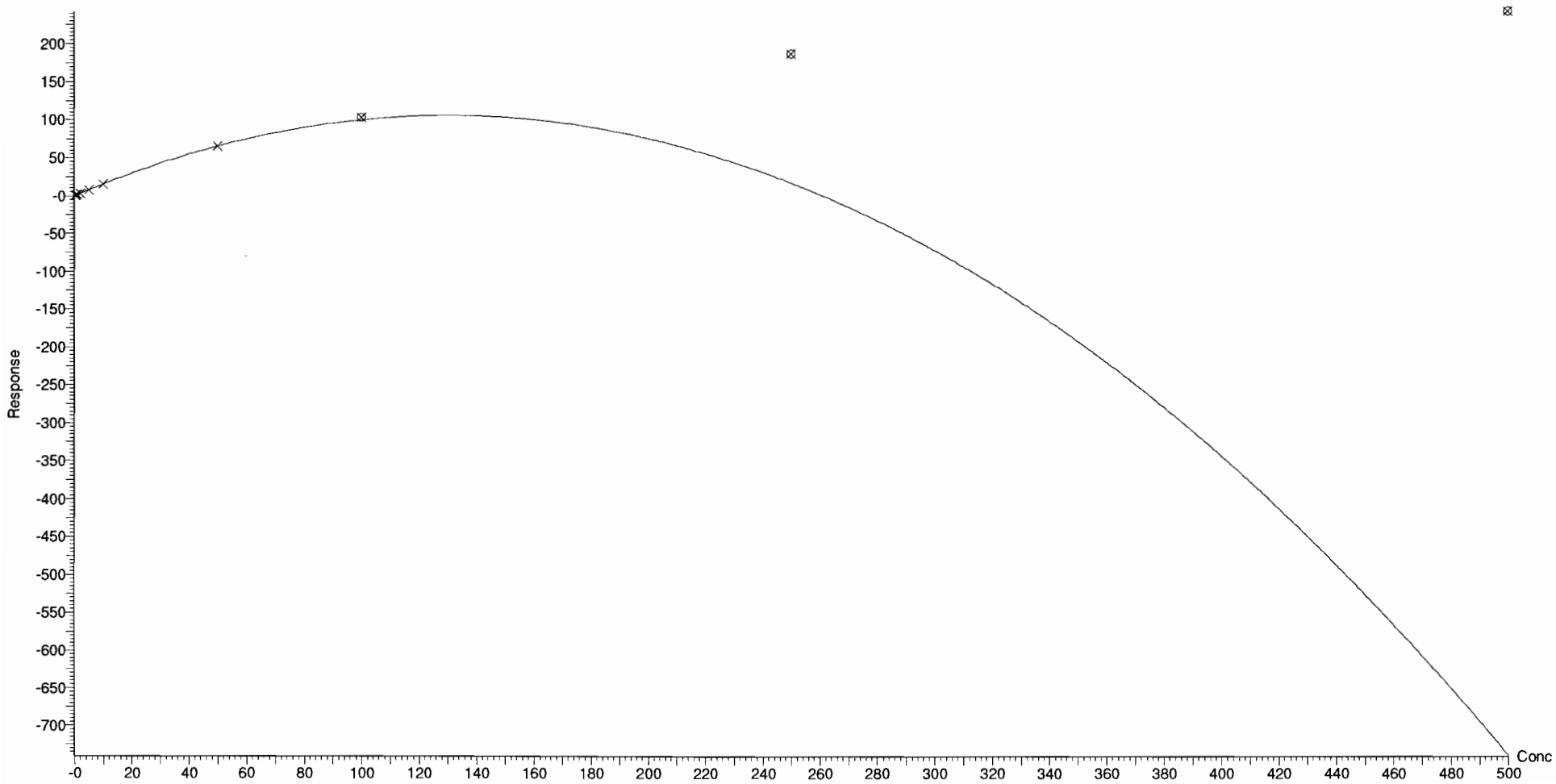

Dataset: F:\Projects\PFAS.PRO\Results\180927M1\180927M1-CRV.qld

Last Altered: Friday, September 28, 2018 09:49:55 Pacific Daylight Time
Printed: Friday, September 28, 2018 10:13:35 Pacific Daylight Time

Compound name: PFNS
Coefficient of Determination: R^2 = 0.999246
Calibration curve: -4.63888e-005 * x^2 + 0.693734 * x + -0.0308376
Response type: Internal Std (Ref 47), Area * (IS Conc. / IS Area)
Curve type: 2nd Order, Origin: Exclude, Weighting: 1/x, Axis trans: None

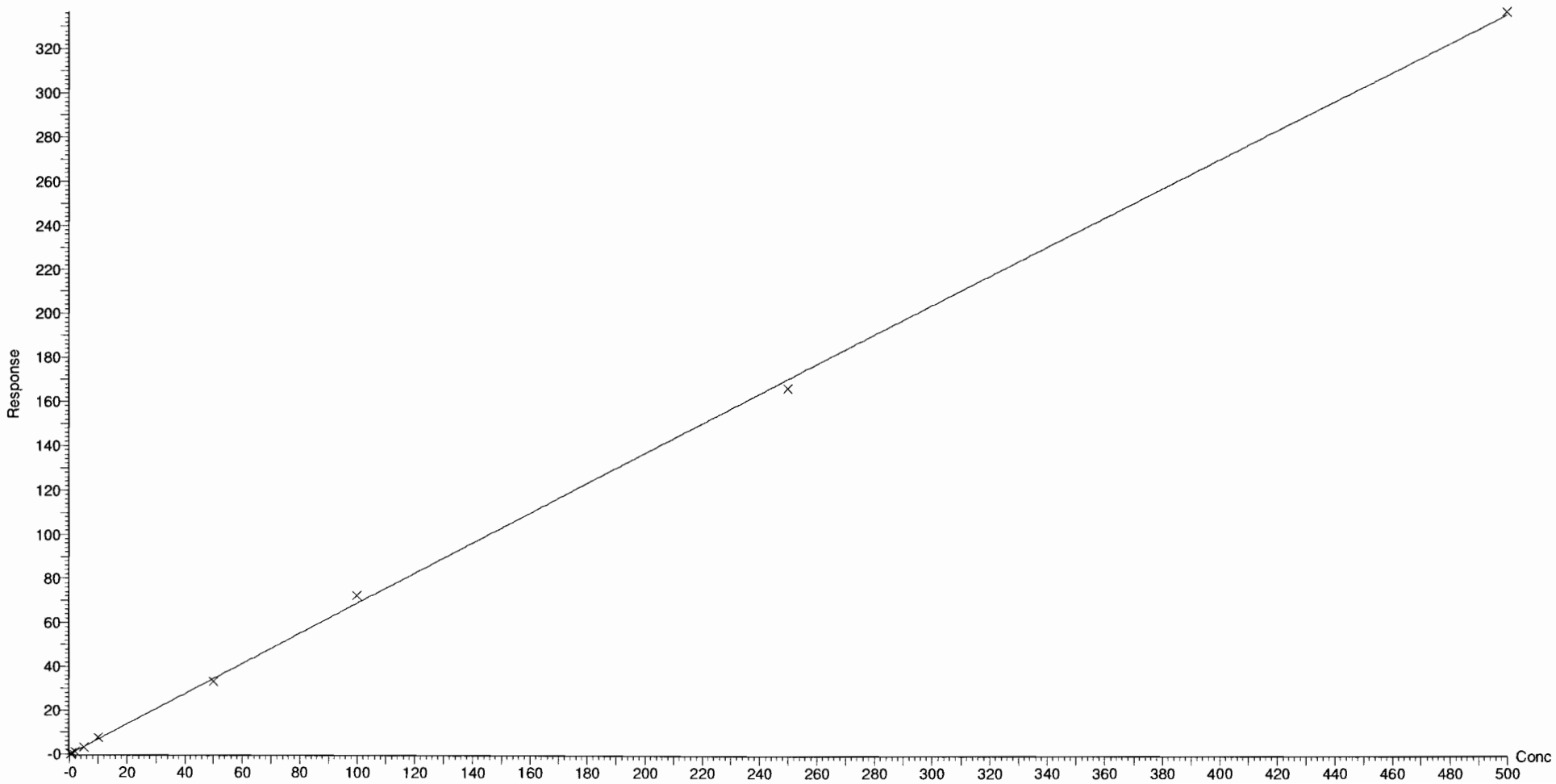

Dataset: F:\Projects\PFAS.PRO\Results\180927M1\180927M1-CRV.qld

Last Altered: Friday, September 28, 2018 09:49:55 Pacific Daylight Time
Printed: Friday, September 28, 2018 10:13:35 Pacific Daylight Time

Compound name: L-MeFOSAA
Coefficient of Determination: R^2 = 0.999600
Calibration curve: -0.000194362 * x^2 + 1.34878 * x + -0.0549476
Response type: Internal Std (Ref 50), Area * (IS Conc. / IS Area)
Curve type: 2nd Order, Origin: Include, Weighting: 1/x, Axis trans: None

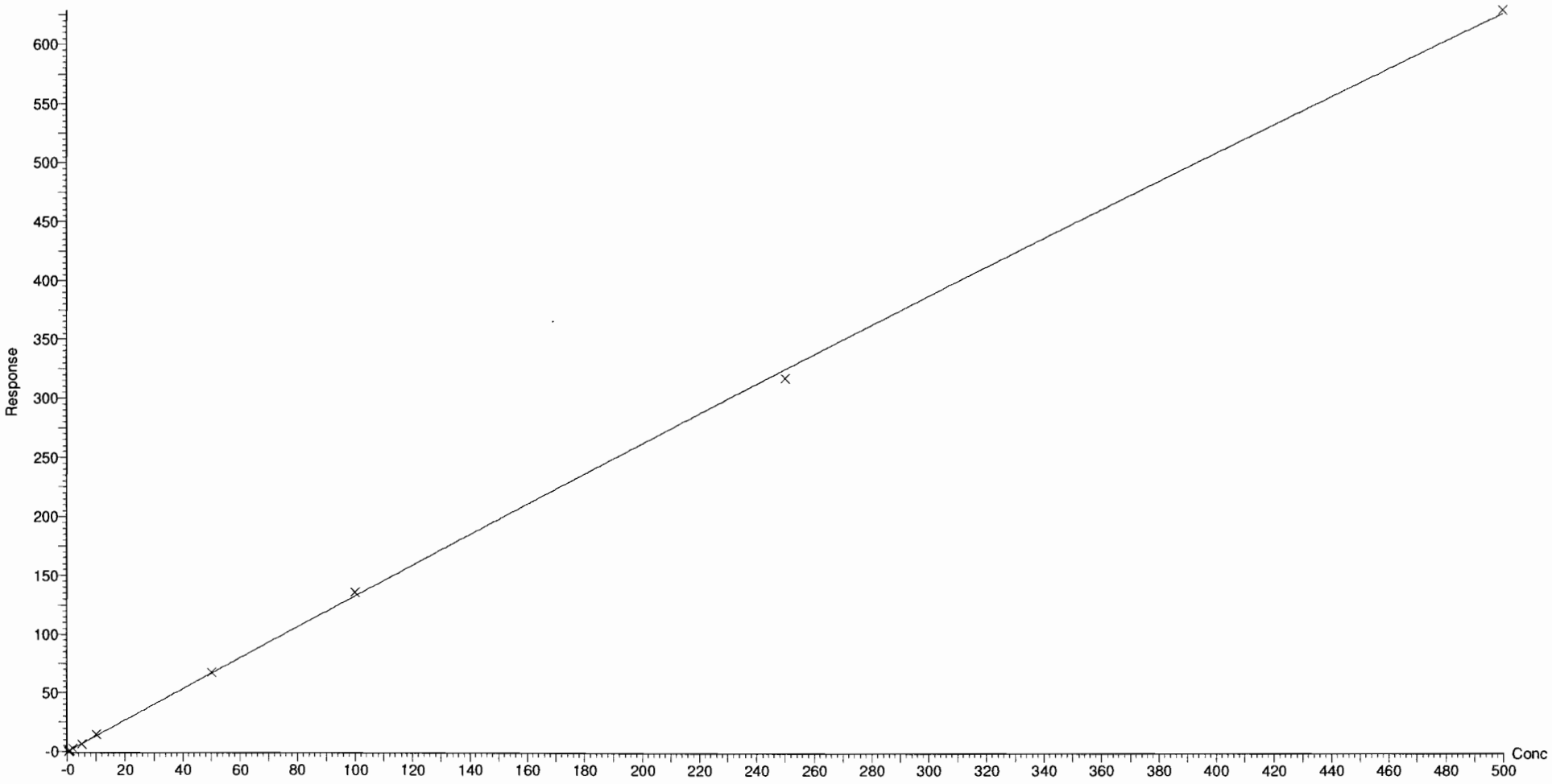

Dataset: F:\Projects\PFAS.PRO\Results\180927M1\180927M1-CRV.qld

Last Altered: Friday, September 28, 2018 09:49:55 Pacific Daylight Time
Printed: Friday, September 28, 2018 10:13:35 Pacific Daylight Time

Compound name: L-EtFOSAA
Coefficient of Determination: R^2 = 0.999086
Calibration curve: -6.32343e-005 * x^2 + 1.0957 * x + -0.0917614
Response type: Internal Std (Ref 52), Area * (IS Conc. / IS Area)
Curve type: 2nd Order, Origin: Exclude, Weighting: 1/x, Axis trans: None

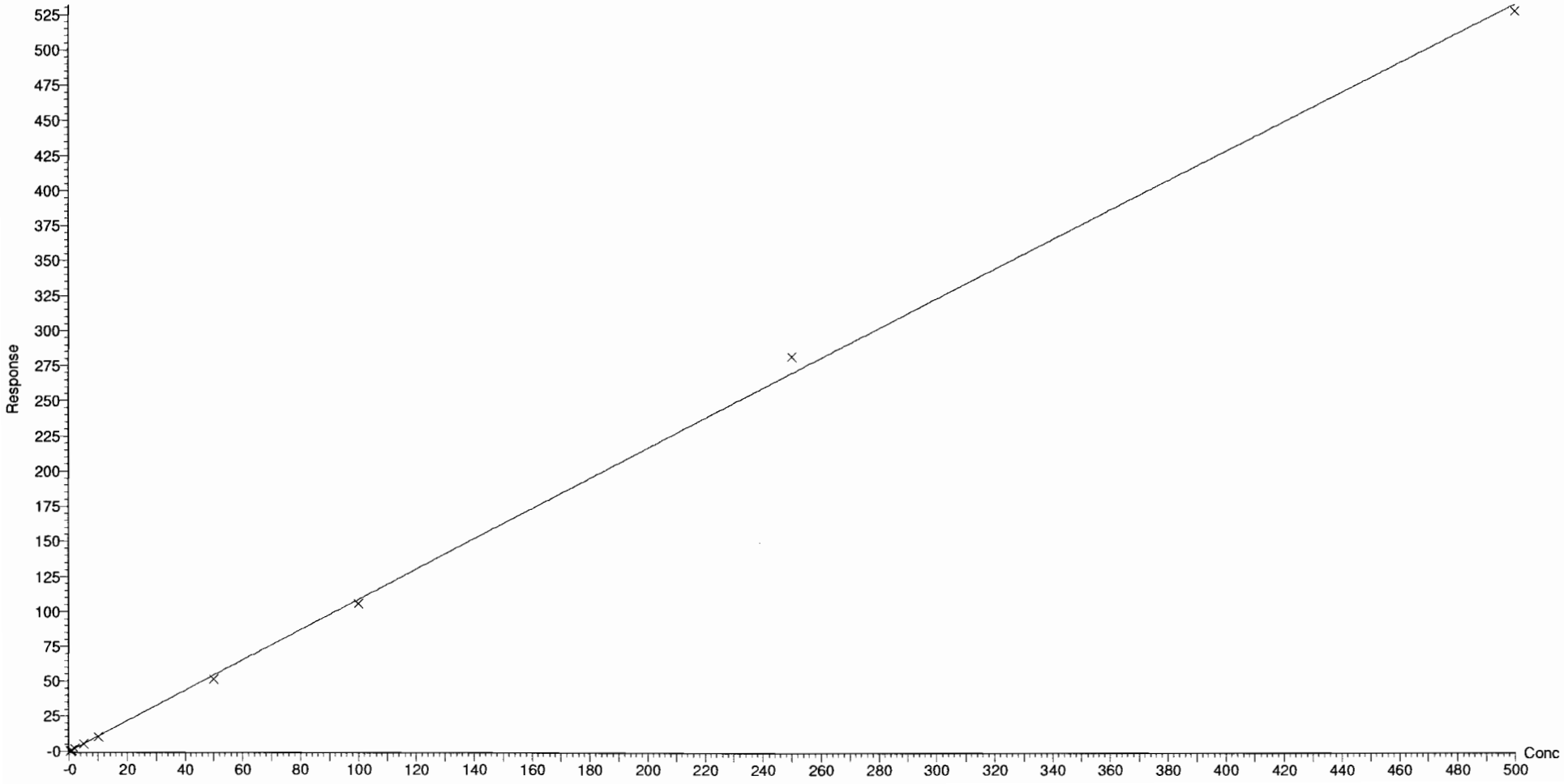

Vista Analytical Laboratory Q1

Dataset: F:\Projects\PFAS.PRO\Results\180927M1\180927M1-CRV.qld

Last Altered: Friday, September 28, 2018 09:49:55 Pacific Daylight Time
Printed: Friday, September 28, 2018 10:14:17 Pacific Daylight Time

Method: F:\Projects\PFAS.PRO\MethDB\PFAS_FULL_80C_092718.mdb 27 Sep 2018 14:49:25
Calibration: F:\Projects\PFAS.PRO\CurveDB\C18_VAL-PFAS_Q4_09-27-18.cdb 28 Sep 2018 09:49:55

Compound name: PFUdA
Coefficient of Determination: R^2 = 0.999873
Calibration curve: -8.40816e-005 * x^2 + 1.02568 * x + 0.03942
Response type: Internal Std (Ref 51), Area * (IS Conc. / IS Area)
Curve type: 2nd Order, Origin: Exclude, Weighting: 1/x, Axis trans: None

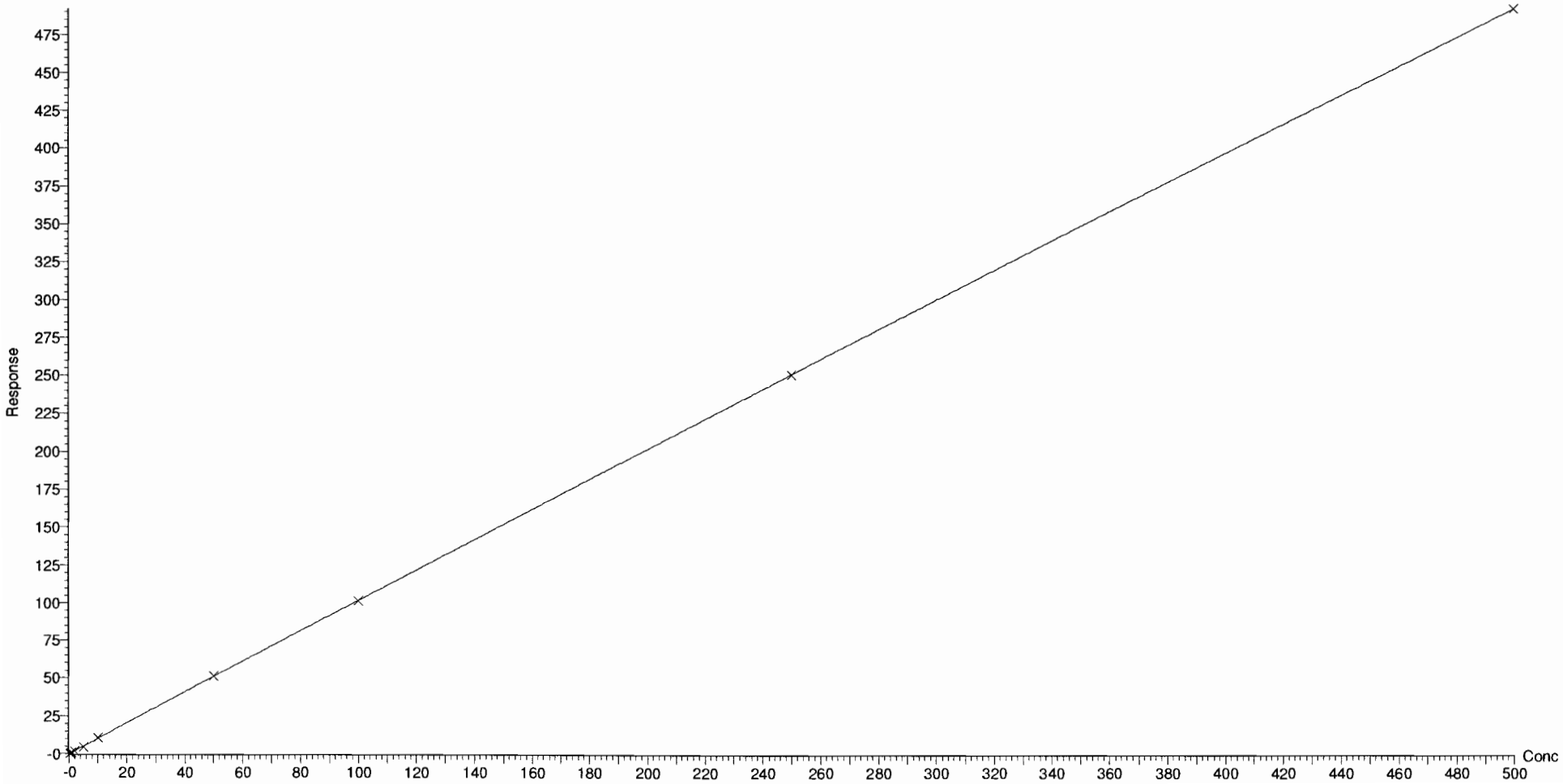

Dataset: F:\Projects\PFAS.PRO\Results\180927M1\180927M1-CRV.qld

Last Altered: Friday, September 28, 2018 09:49:55 Pacific Daylight Time
Printed: Friday, September 28, 2018 10:14:17 Pacific Daylight Time

Compound name: PFDS
Coefficient of Determination: R^2 = 0.999595
Calibration curve: -0.000108698 * x^2 + 1.05849 * x + -0.0396283
Response type: Internal Std (Ref 47), Area * (IS Conc. / IS Area)
Curve type: 2nd Order, Origin: Exclude, Weighting: 1/x, Axis trans: None

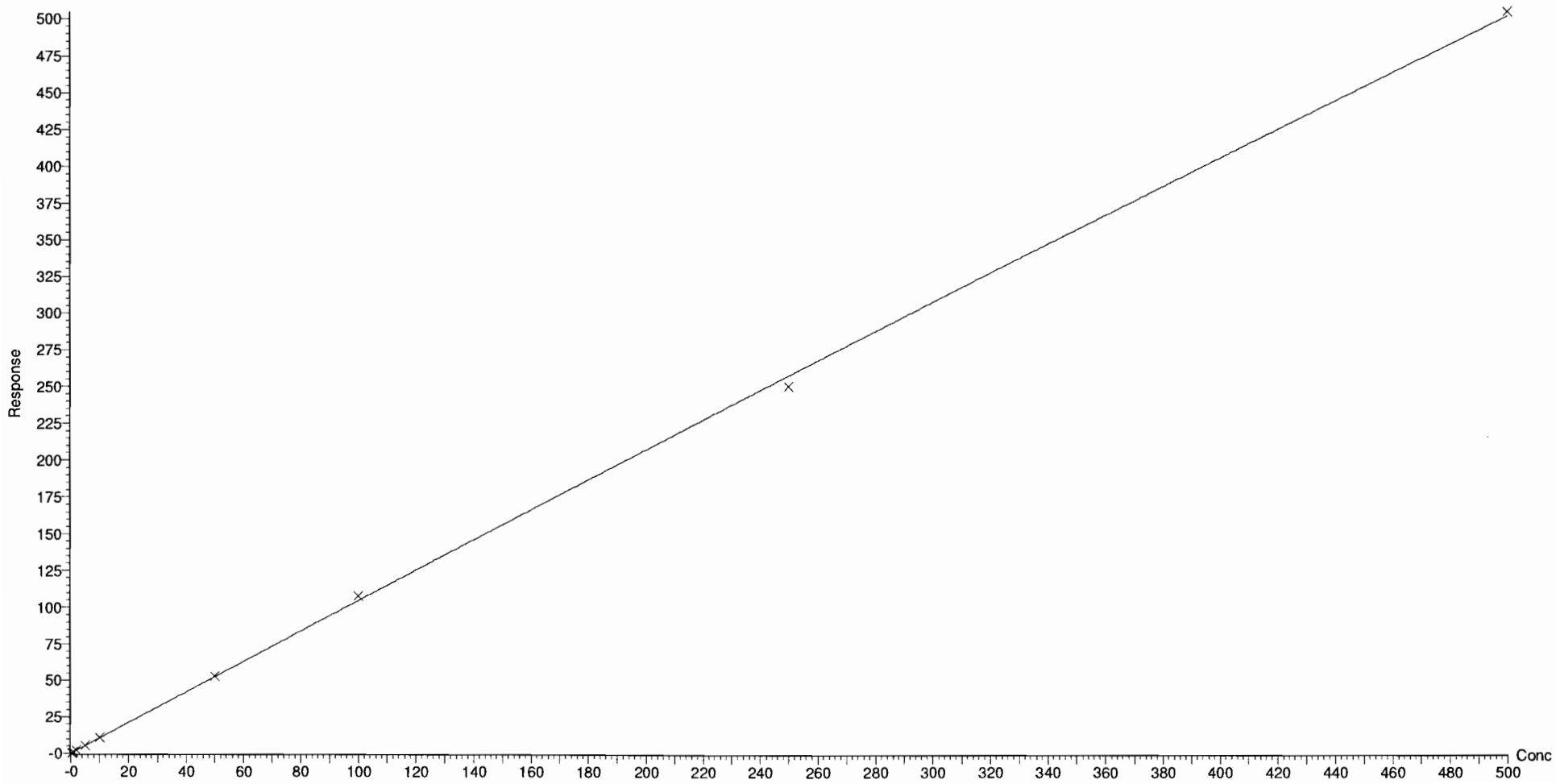

Dataset: F:\Projects\PFAS.PRO\Results\180927M1\180927M1-CRV.qld

Last Altered: Friday, September 28, 2018 09:49:55 Pacific Daylight Time
Printed: Friday, September 28, 2018 10:14:17 Pacific Daylight Time

Compound name: PFDoA
Coefficient of Determination: R^2 = 0.999599
Calibration curve: -5.15839e-005 * x^2 + 1.31507 * x + 0.0341292
Response type: Internal Std (Ref 53), Area * (IS Conc. / IS Area)
Curve type: 2nd Order, Origin: Exclude, Weighting: 1/x, Axis trans: None

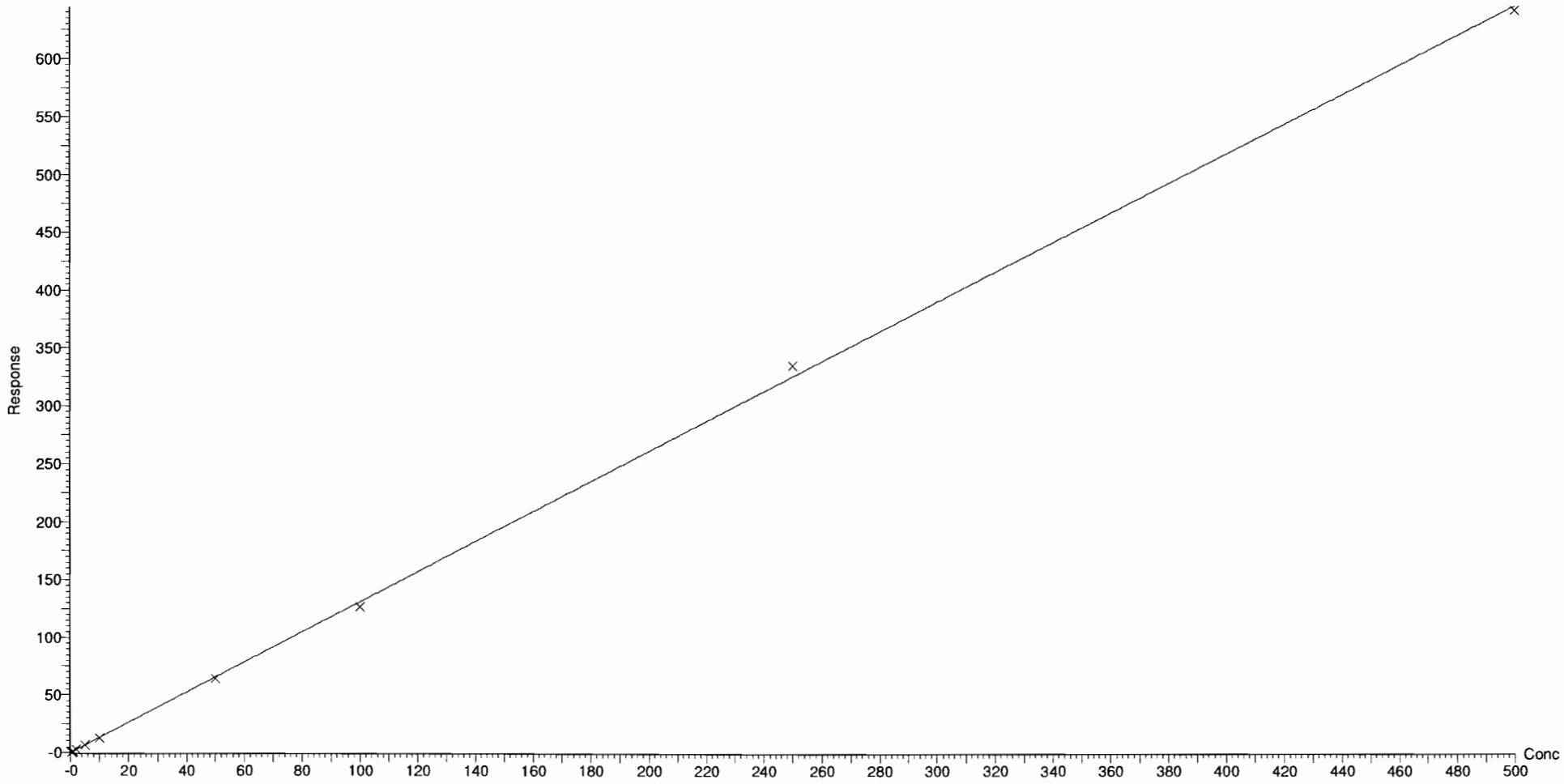

Dataset: F:\Projects\PFAS.PRO\Results\180927M1\180927M1-CRV.qld

Last Altered: Friday, September 28, 2018 09:49:55 Pacific Daylight Time
Printed: Friday, September 28, 2018 10:14:17 Pacific Daylight Time

Compound name: N-MeFOSA
Coefficient of Determination: R^2 = 0.999834
Calibration curve: -4.74049e-005 * x^2 + 0.979543 * x + 0.0998916
Response type: Internal Std (Ref 54), Area * (IS Conc. / IS Area)
Curve type: 2nd Order, Origin: Include, Weighting: 1/x, Axis trans: None

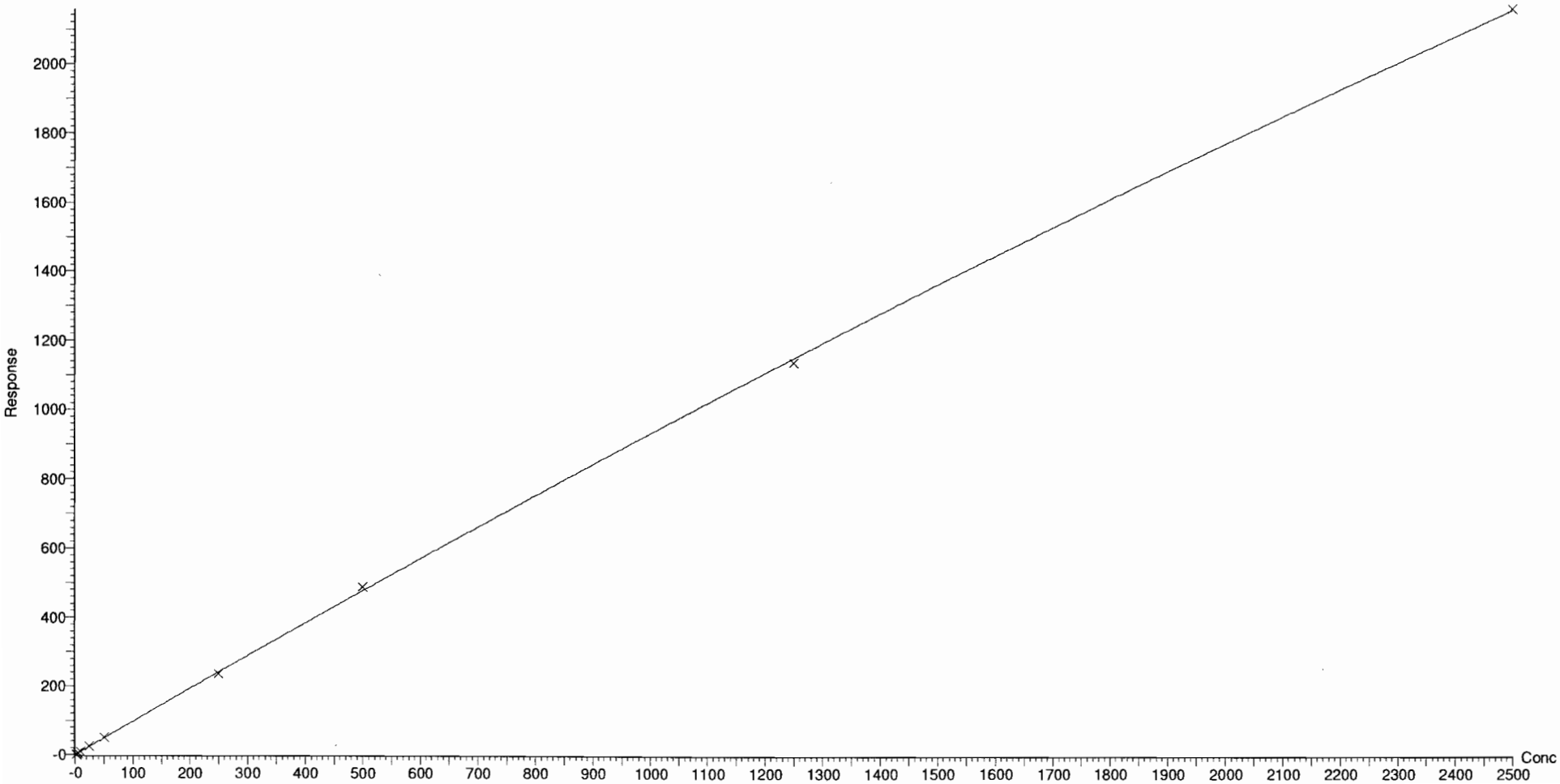

Vista Analytical Laboratory Q1

Dataset: F:\Projects\PFAS.PRO\Results\180927M1\180927M1-CRV.qld

Last Altered: Friday, September 28, 2018 09:49:55 Pacific Daylight Time
Printed: Friday, September 28, 2018 10:14:17 Pacific Daylight Time

Compound name: PFTrDA
Coefficient of Determination: R^2 = 0.999770
Calibration curve: -9.97502e-005 * x^2 + 1.48883 * x + 0.1065
Response type: Internal Std (Ref 53), Area * (IS Conc. / IS Area)
Curve type: 2nd Order, Origin: Exclude, Weighting: 1/x, Axis trans: None

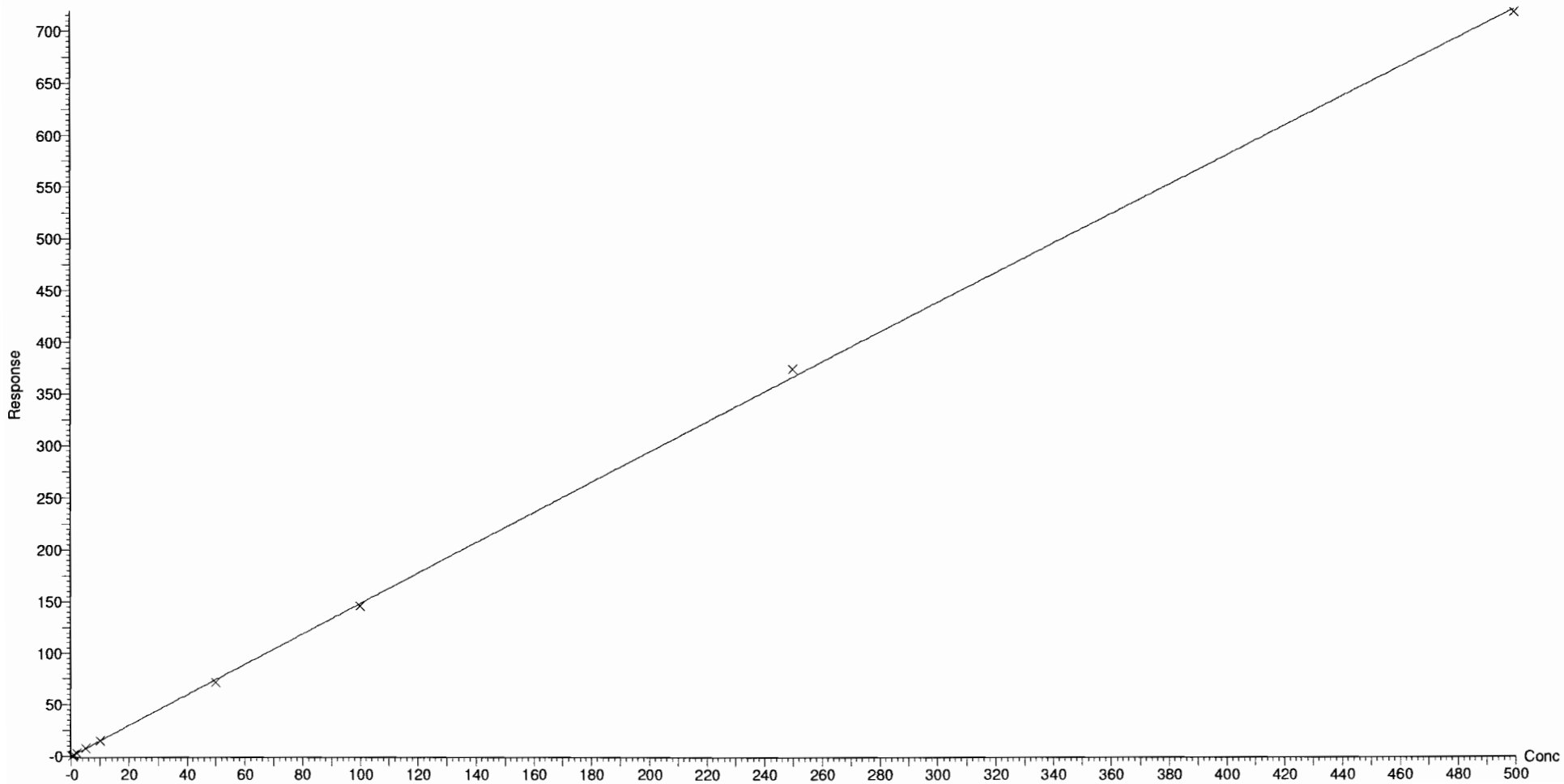

Dataset: F:\Projects\PFAS.PRO\Results\180927M1\180927M1-CRV.qld

Last Altered: Friday, September 28, 2018 09:49:55 Pacific Daylight Time
Printed: Friday, September 28, 2018 10:14:17 Pacific Daylight Time

Compound name: PFTeDA
Coefficient of Determination: R^2 = 0.999229
Calibration curve: -0.00086879 * x^2 + 1.729 * x + 0.0541893
Response type: Internal Std (Ref 55), Area * (IS Conc. / IS Area)
Curve type: 2nd Order, Origin: Exclude, Weighting: 1/x, Axis trans: None

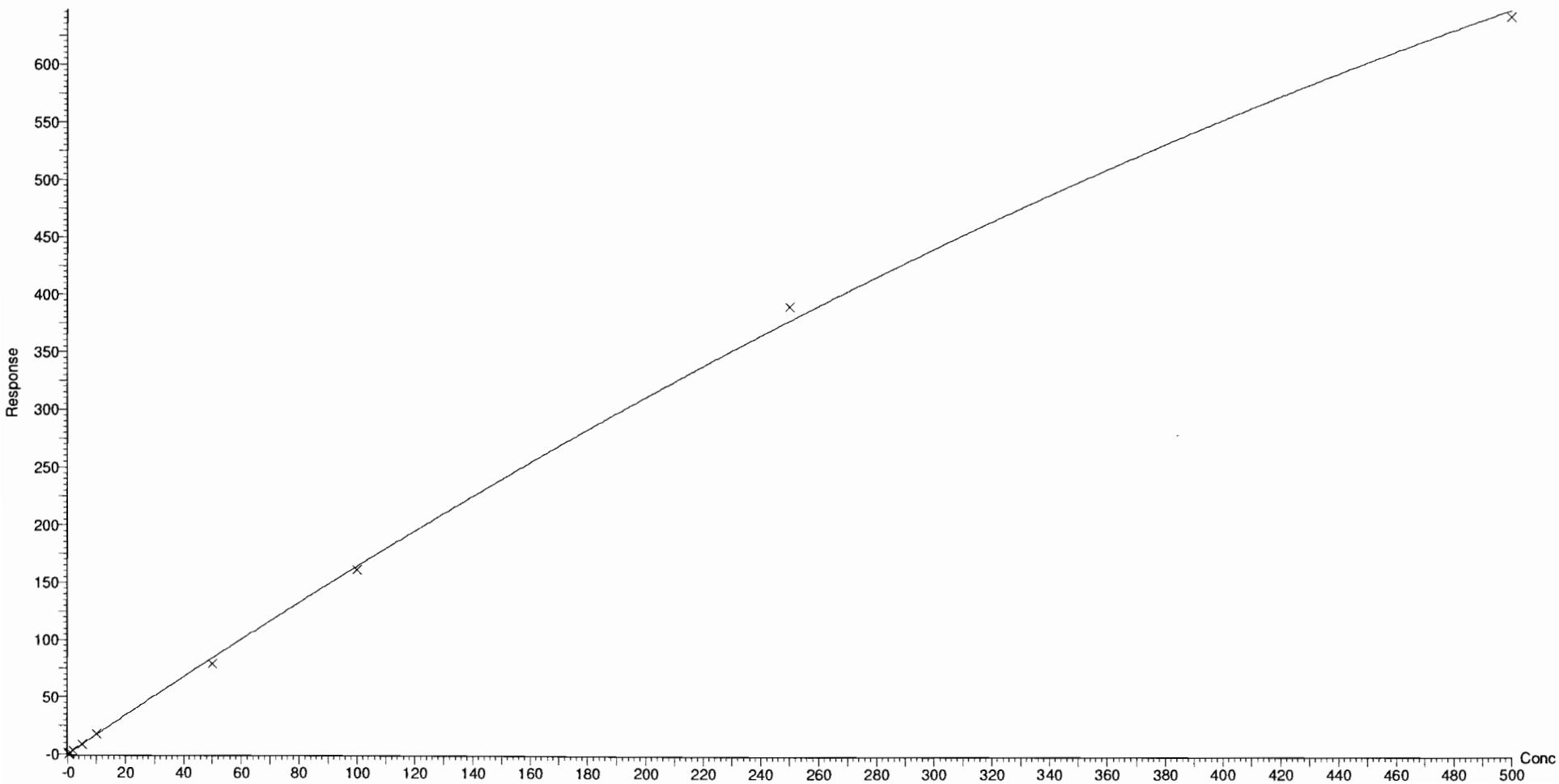

Dataset: F:\Projects\PFAS.PRO\Results\180927M1\180927M1-CRV.qld

Last Altered: Friday, September 28, 2018 09:49:55 Pacific Daylight Time
Printed: Friday, September 28, 2018 10:14:17 Pacific Daylight Time

Compound name: N-EtFOSA
Coefficient of Determination: R^2 = 0.999957
Calibration curve: -8.69362e-006 * x^2 + 0.86909 * x + 0.133495
Response type: Internal Std (Ref 56), Area * (IS Conc. / IS Area)
Curve type: 2nd Order, Origin: Exclude, Weighting: 1/x, Axis trans: None

Dataset: F:\Projects\PFAS.PRO\Results\180927M1\180927M1-CRV.qld

Last Altered: Friday, September 28, 2018 09:49:55 Pacific Daylight Time
Printed: Friday, September 28, 2018 10:14:17 Pacific Daylight Time

Compound name: PFHxDA
Coefficient of Determination: R^2 = 0.999938
Calibration curve: -0.000231409 * x^2 + 0.638655 * x + 0.0501603
Response type: Internal Std (Ref 57), Area * (IS Conc. / IS Area)
Curve type: 2nd Order, Origin: Exclude, Weighting: 1/x, Axis trans: None

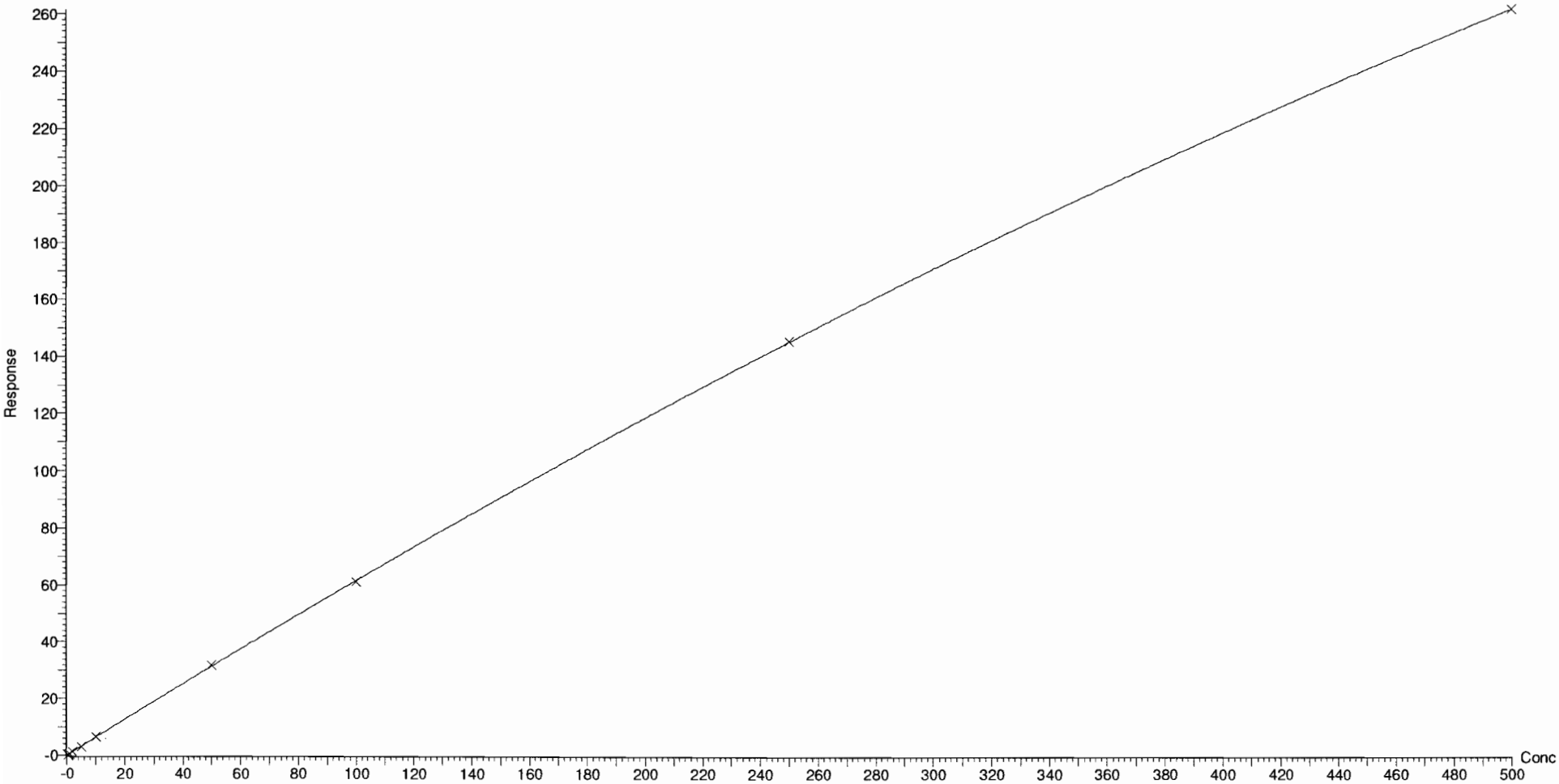

Vista Analytical Laboratory Q1

Dataset: F:\Projects\PFAS.PRO\Results\180927M1\180927M1-CRV.qld

Last Altered: Friday, September 28, 2018 09:49:55 Pacific Daylight Time
Printed: Friday, September 28, 2018 10:14:17 Pacific Daylight Time

Compound name: PFODA
Coefficient of Determination: R^2 = 0.999952
Calibration curve: -0.000368371 * x^2 + 0.962811 * x + 0.0104157
Response type: Internal Std (Ref 57), Area * (IS Conc. / IS Area)
Curve type: 2nd Order, Origin: Include, Weighting: 1/x, Axis trans: None

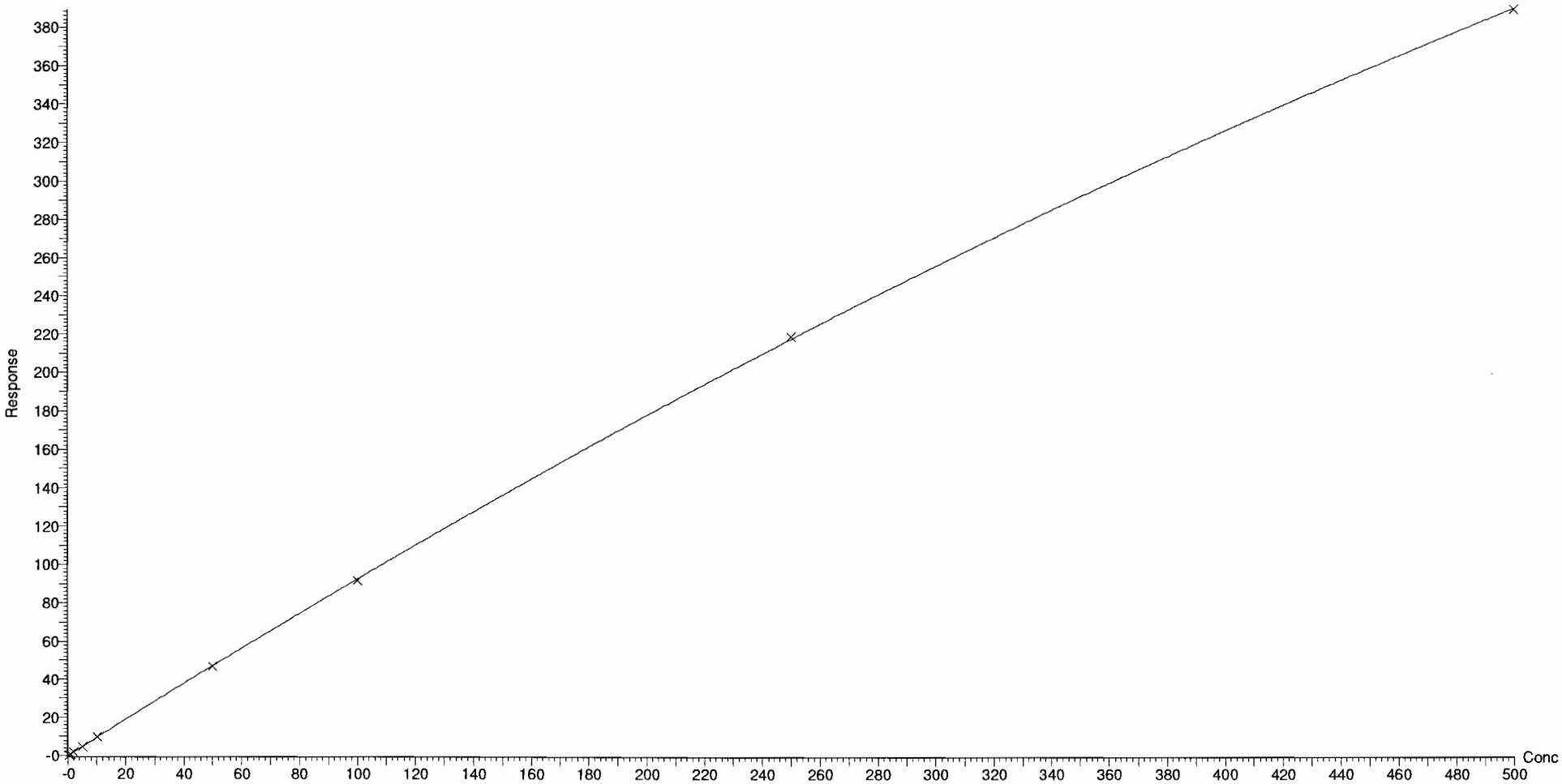

Dataset: F:\Projects\PFAS.PRO\Results\180927M1\180927M1-CRV.qld

Last Altered: Friday, September 28, 2018 09:49:55 Pacific Daylight Time
Printed: Friday, September 28, 2018 10:14:17 Pacific Daylight Time

Compound name: N-MeFOSE
Coefficient of Determination: R^2 = 0.999786
Calibration curve: 5.78908e-006 * x^2 + 0.900711 * x + 0.272973
Response type: Internal Std (Ref 58), Area * (IS Conc. / IS Area)
Curve type: 2nd Order, Origin: Exclude, Weighting: 1/x, Axis trans: None

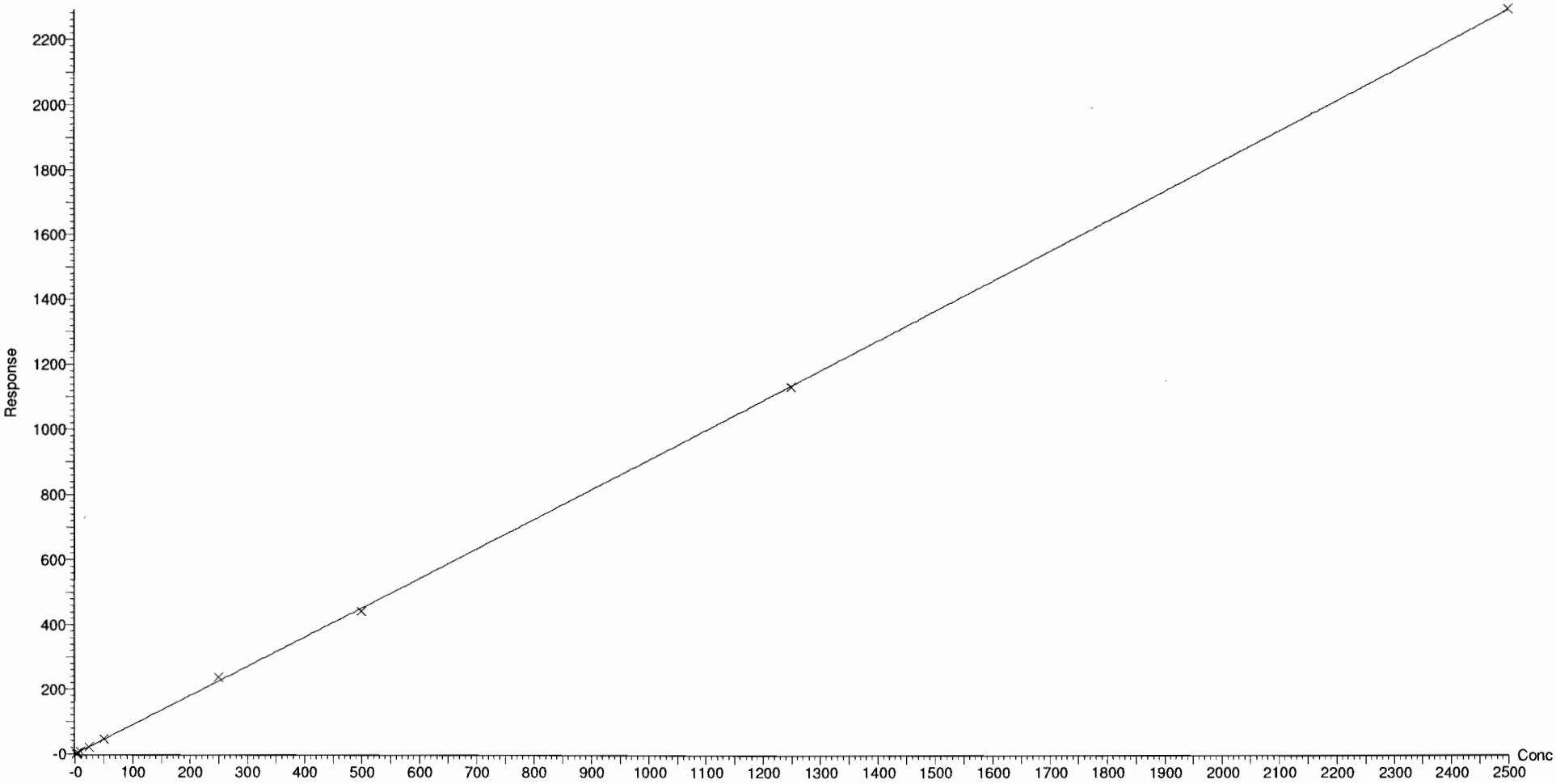

Dataset: F:\Projects\PFAS.PRO\Results\180927M1\180927M1-CRV.qld

Last Altered: Friday, September 28, 2018 09:49:55 Pacific Daylight Time
Printed: Friday, September 28, 2018 10:14:17 Pacific Daylight Time

Compound name: N-EtFOSE
Coefficient of Determination: R^2 = 0.999711
Calibration curve: 3.17304e-006 * x^2 + 1.007 * x + 0.0822337
Response type: Internal Std (Ref 59), Area * (IS Conc. / IS Area)
Curve type: 2nd Order, Origin: Exclude, Weighting: 1/x, Axis trans: None

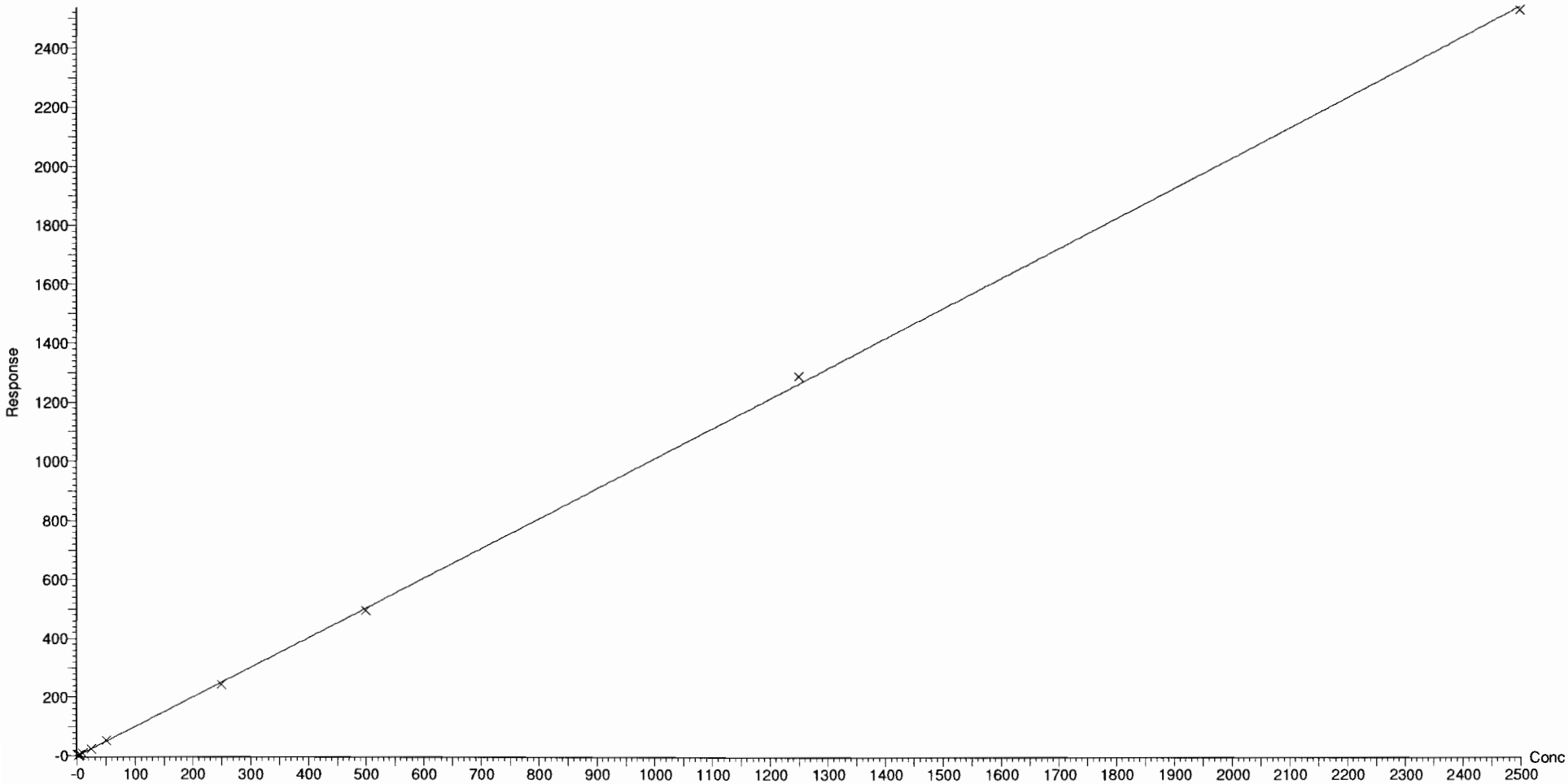

Dataset: F:\Projects\PFAS.PRO\Results\180927M1\180927M1-CRV.qld

Last Altered: Thursday, September 27, 2018 14:49:27 Pacific Daylight Time
Printed: Thursday, September 27, 2018 14:49:45 Pacific Daylight Time

Method: F:\Projects\PFAS.PRO\MethDB\PFAS_FULL_80C_092718.mdb 27 Sep 2018 14:49:25
Calibration: 27 Sep 2018 14:48:37

Name: 180927M2_2, Date: 27-Sep-2018, Time: 12:23:26, ID: ST180927M2-1 PFC CS-2 18I1701, Description: PFC CS-2 18I1701

PFBA
F2:MRM of 1 channel,ES-
213.0 > 168.8
3.509e+003

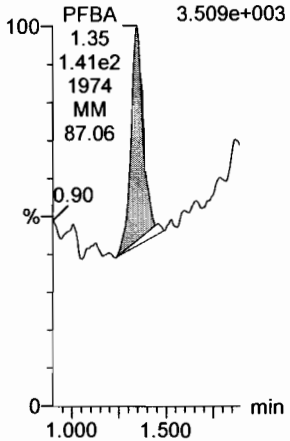

PFPeA
F5:MRM of 1 channel,ES-
263.1 > 218.9
5.638e+003

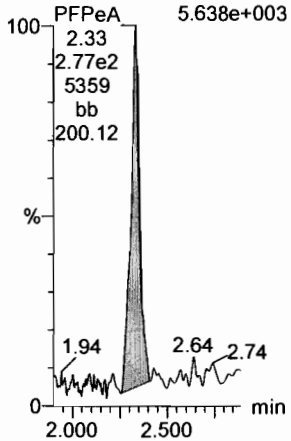

PFBS
F7:MRM of 2 channels,ES-
299.0 > 79.7
1.323e+003

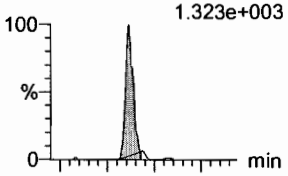

F7:MRM of 2 channels,ES-
299.0 > 99.0
5.178e+002

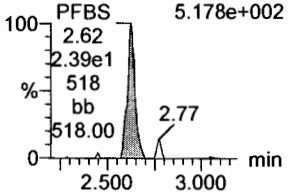

4:2 FTS
F12:MRM of 2 channels,ES-
327.2 > 307.2
1.106e+003

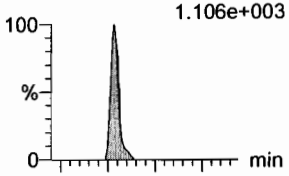

F12:MRM of 2 channels,ES-
327.2 > 81.1
5.952e+002

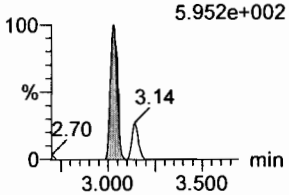

PFHxA
F9:MRM of 2 channels,ES-
313 > 269
9.744e+003

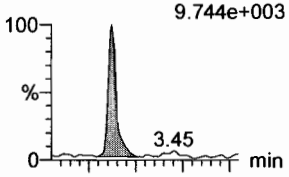

F9:MRM of 2 channels,ES-
313 > 118.9
4.909e+002

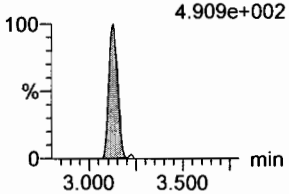

PFPeS
F15:MRM of 2 channels,ES-
349.1 > 80.1
1.096e+003

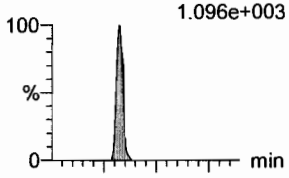

F15:MRM of 2 channels,ES-
349.1 > 99
9.208e+002

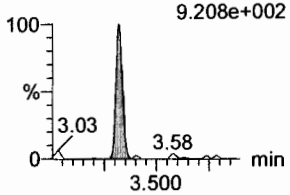

13C3-PFBA
F3:MRM of 1 channel,ES-
216.1 > 171.8
7.850e+004

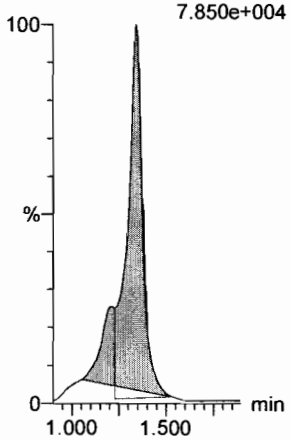

13C3-PFPeA
F6:MRM of 1 channel,ES-
266. > 221.8
2.372e+005

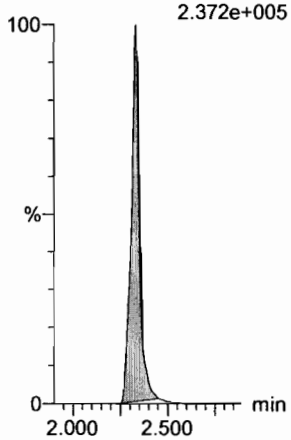

13C3-PFBS
F8:MRM of 1 channel,ES-
302. > 98.8
3.454e+004

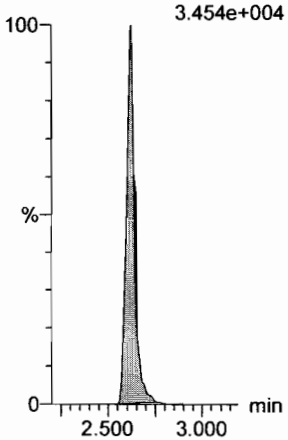

13C2-4:2 FTS
F13:MRM of 1 channel,ES-
329.2 > 308.9
7.063e+004

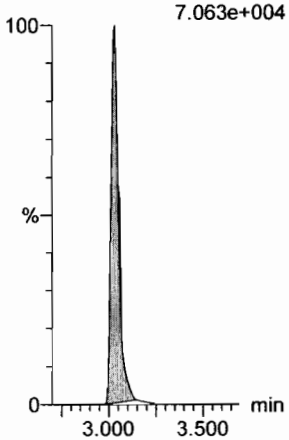

13C2-PFHxA
F10:MRM of 1 channel,ES-
315 > 270
1.617e+005

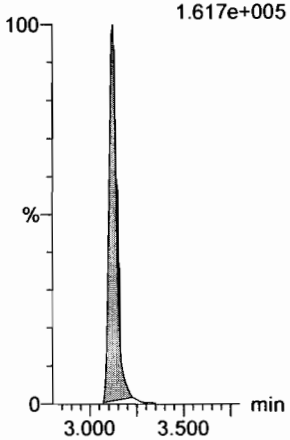

13C3-PFBS
F8:MRM of 1 channel,ES-
302. > 98.8
3.454e+004

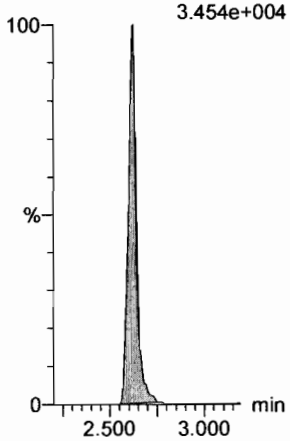

Dataset: F:\Projects\PFAS.PRO\Results\180927M1\180927M1-CRV.qld

Last Altered: Thursday, September 27, 2018 14:49:27 Pacific Daylight Time
Printed: Thursday, September 27, 2018 14:49:45 Pacific Daylight Time

Name: 180927M2_2, Date: 27-Sep-2018, Time: 12:23:26, ID: ST180927M2-1 PFC CS-2 18I1701, Description: PFC CS-2 18I1701

6:2 FTS

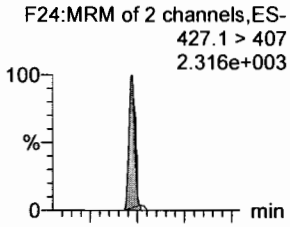

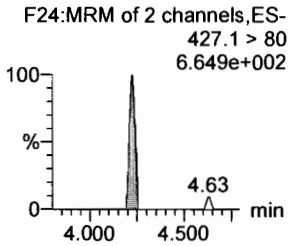

PFHpA

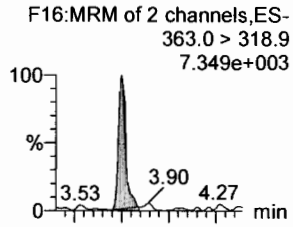

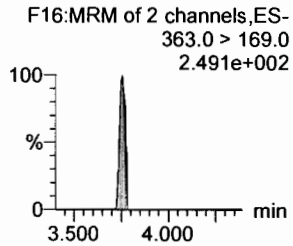

L-PFHxS

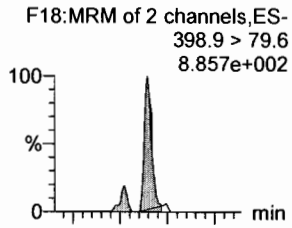

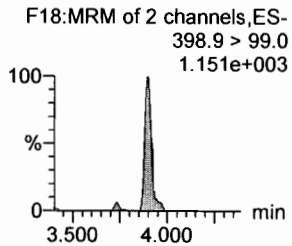

L-PFOA

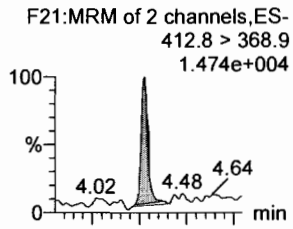

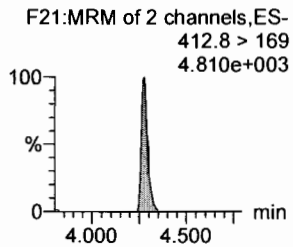

PFHpS

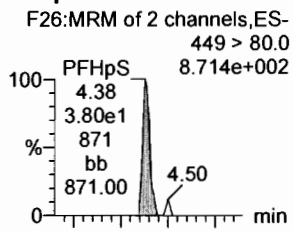

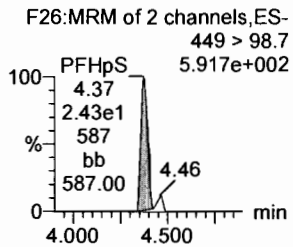

PFNA

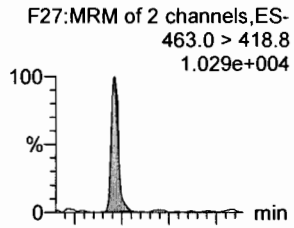

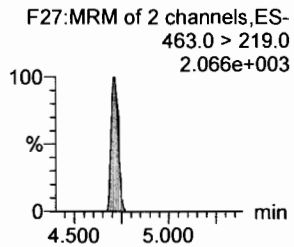

13C2-6:2 FTS

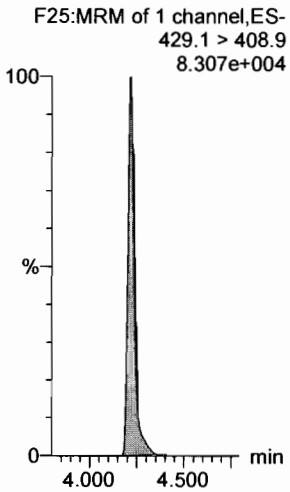

13C4-PFHpA

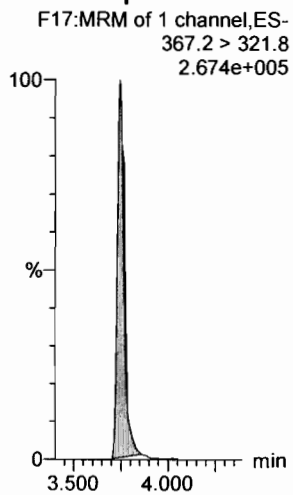

18O2-PFHxS

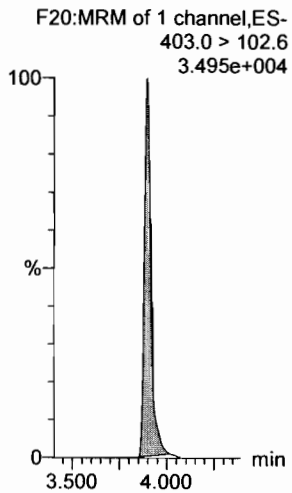

13C2-PFOA

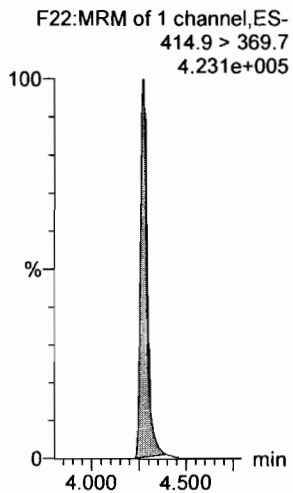

13C8-PFOS

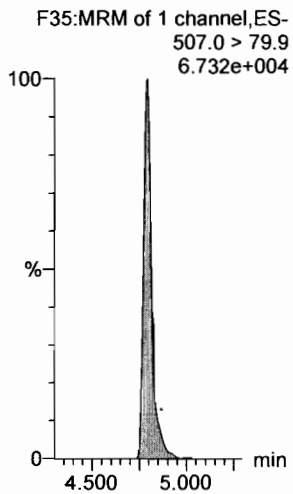

13C5-PFNA

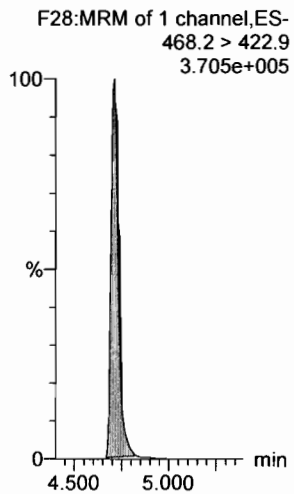

Dataset: F:\Projects\PFAS.PRO\Results\180927M1\180927M1-CRV.qld

Last Altered: Thursday, September 27, 2018 14:49:27 Pacific Daylight Time
Printed: Thursday, September 27, 2018 14:49:45 Pacific Daylight Time

Name: 180927M2_2, Date: 27-Sep-2018, Time: 12:23:26, ID: ST180927M2-1 PFC CS-2 18I1701, Description: PFC CS-2 18I1701

PFOSA

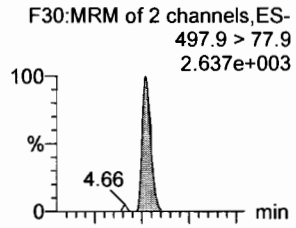

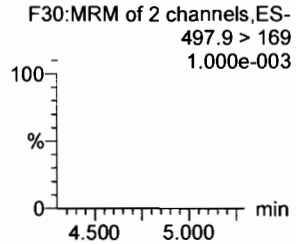

L-PFOS

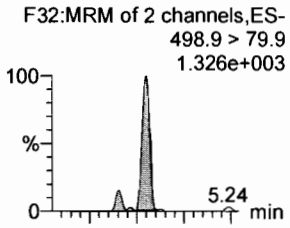

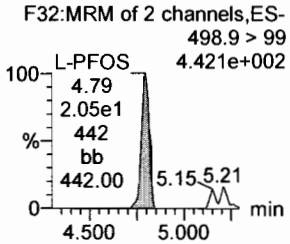

PFDA

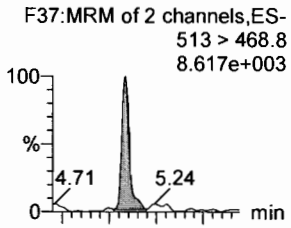

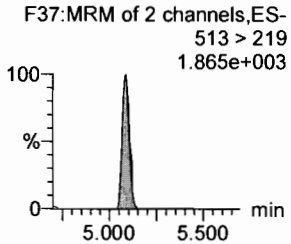

8:2 FTS

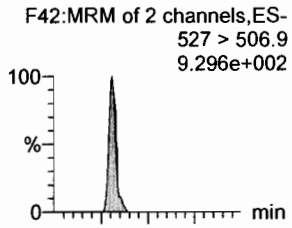

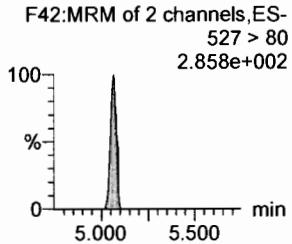

PFNS

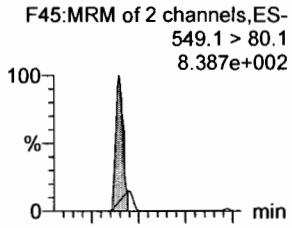

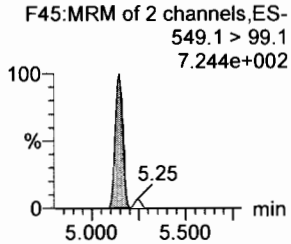

L-MeFOSAA

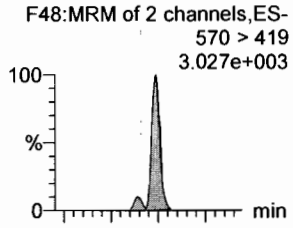

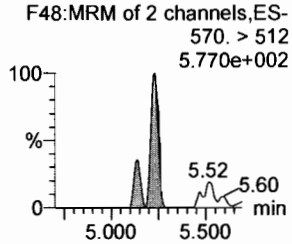

13C8-PFOSA

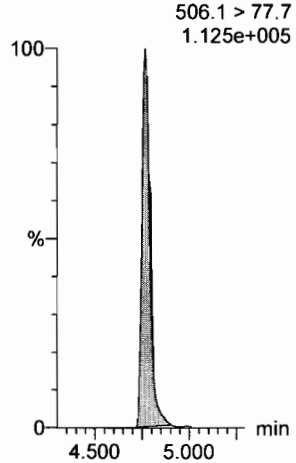

13C8-PFOS

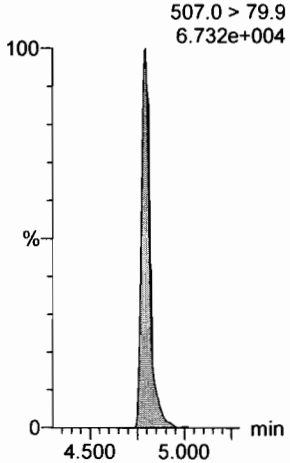

13C2-PFDA

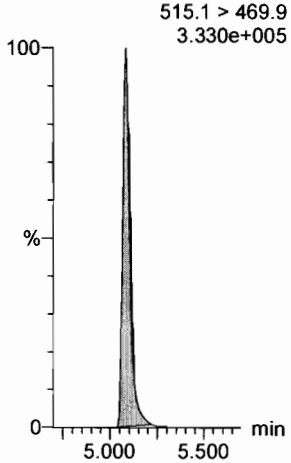

13C2-8:2 FTS

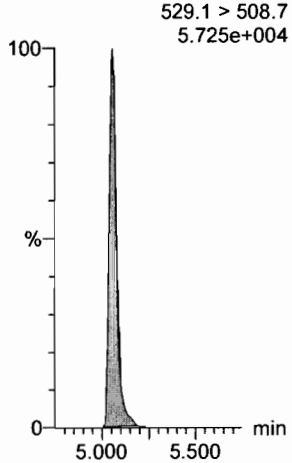

13C8-PFOS

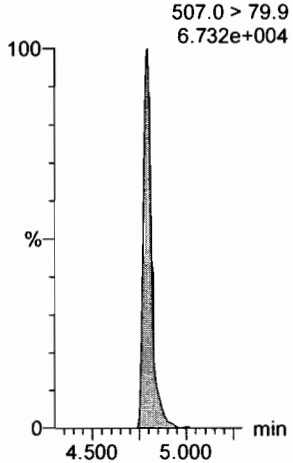

d3-N-MeFOSAA

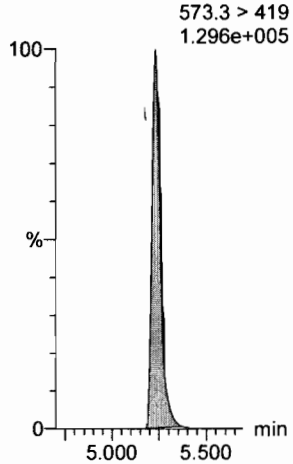

Dataset: F:\Projects\PFAS.PRO\Results\180927M1\180927M1-CRV.qld

Last Altered: Thursday, September 27, 2018 14:49:27 Pacific Daylight Time
Printed: Thursday, September 27, 2018 14:49:45 Pacific Daylight Time

Name: 180927M2_2, Date: 27-Sep-2018, Time: 12:23:26, ID: ST180927M2-1 PFC CS-2 18I1701, Description: PFC CS-2 18I1701

L-EtFOSAA

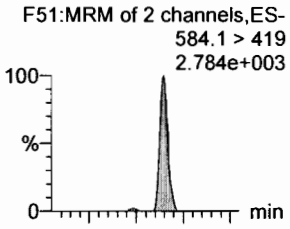

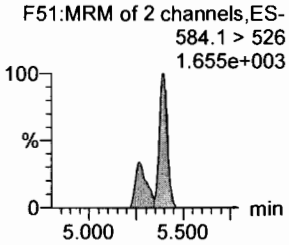

PFDoA

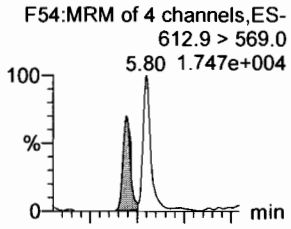

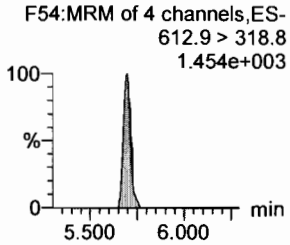

PFDS

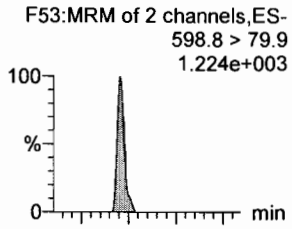

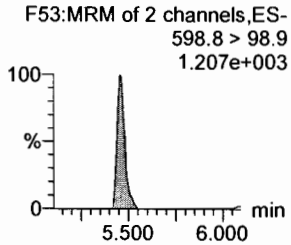

PFUdA

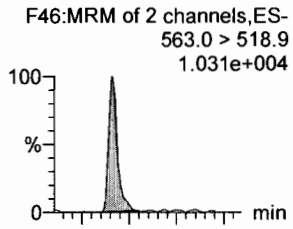

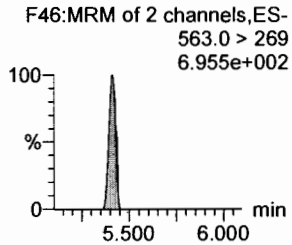

N-MeFOSA

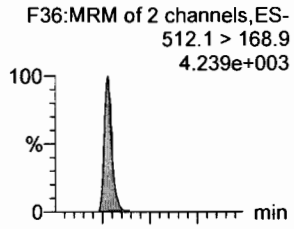

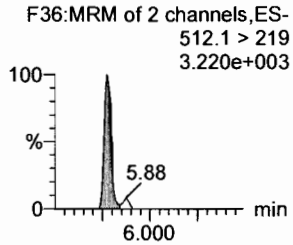

PFTrDA

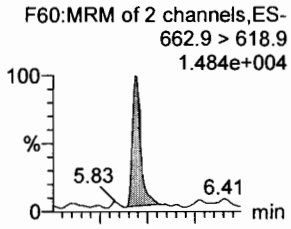

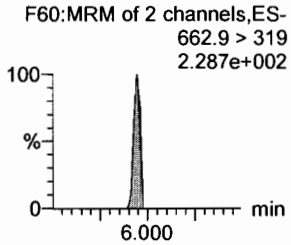

d5-N-EtFOSAA

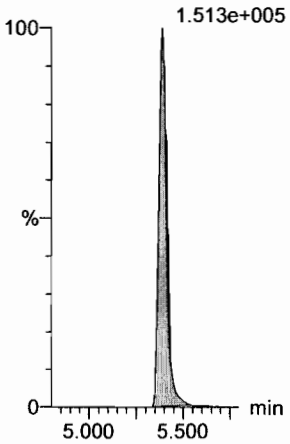

13C2-PFDoA

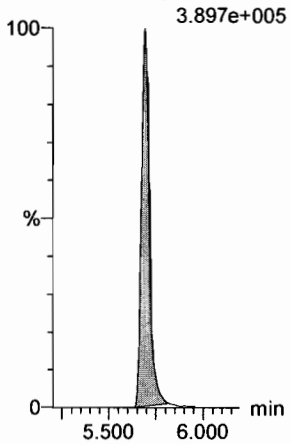

13C8-PFOS

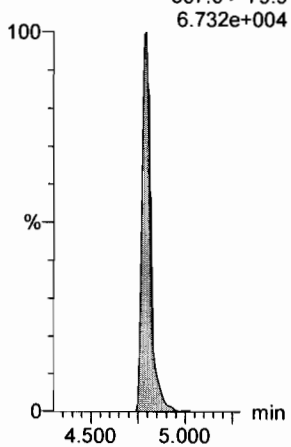

13C2-PFUdA

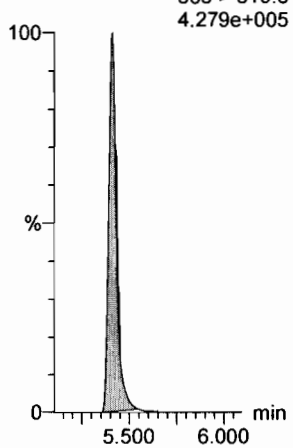

d3-N-MeFOSA

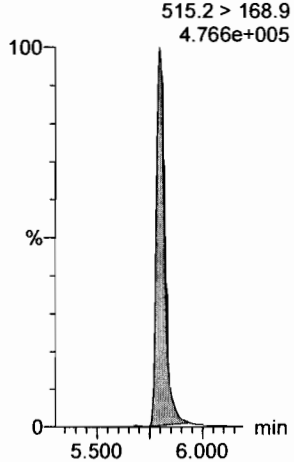

13C2-PFDoA

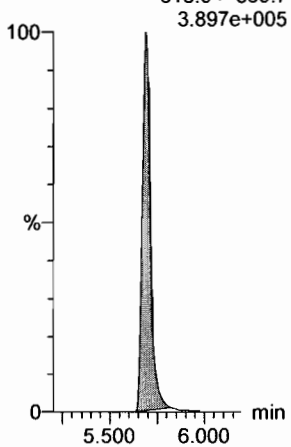

Dataset: F:\Projects\PFAS.PRO\Results\180927M1\180927M1-CRV.qld

Last Altered: Thursday, September 27, 2018 14:49:27 Pacific Daylight Time
Printed: Thursday, September 27, 2018 14:49:45 Pacific Daylight Time

Name: 180927M2_2, Date: 27-Sep-2018, Time: 12:23:26, ID: ST180927M2-1 PFC CS-2 18I1701, Description: PFC CS-2 18I1701

PFTeDA

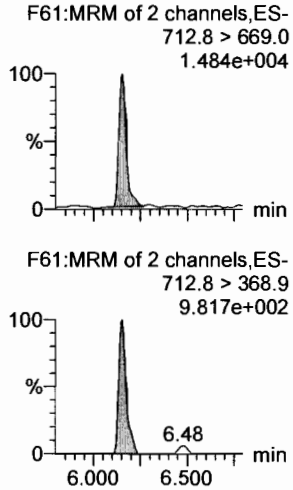

N-EtFOSA

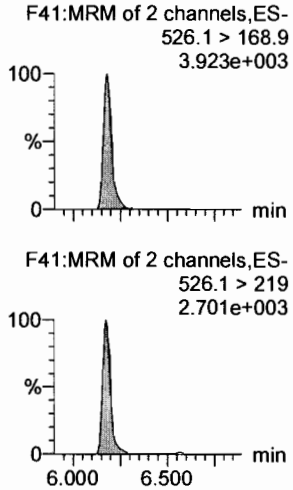

PFHxDA

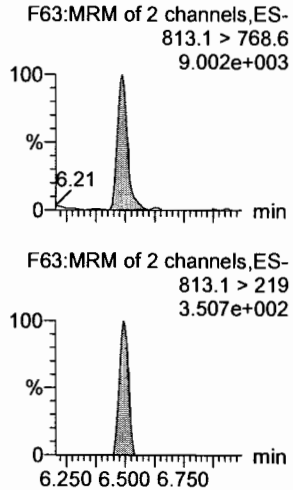

PFODA

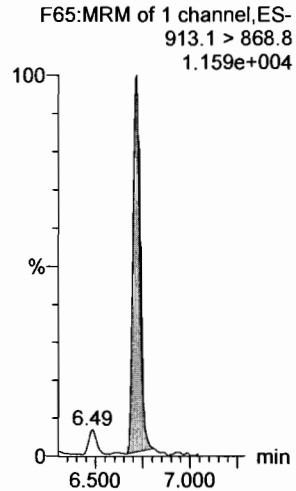

N-MeFOSE

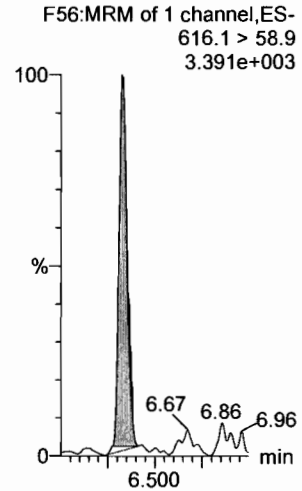

N-EtFOSE

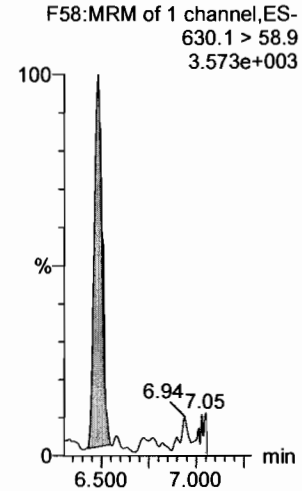

13C2-PFTeDA

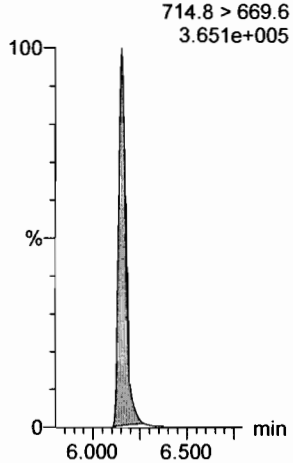

d5-N-ETFOSA

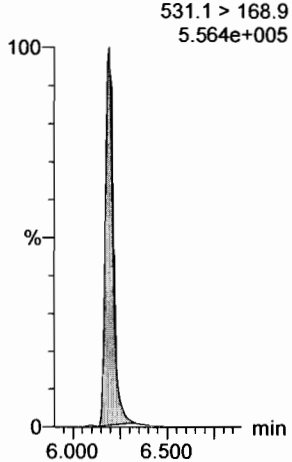

13C2-PFHxDA

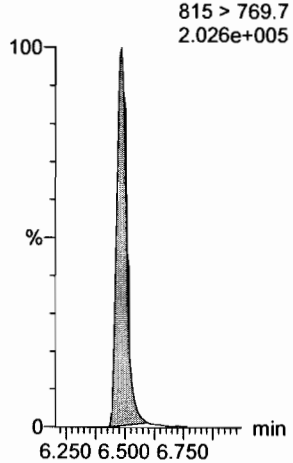

13C2-PFHxDA

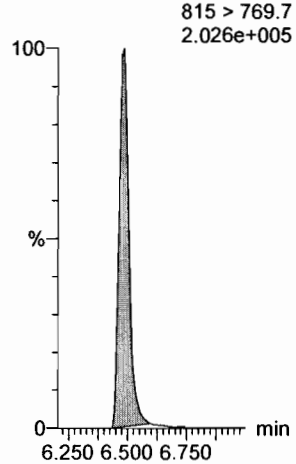

d7-N-MeFOSE

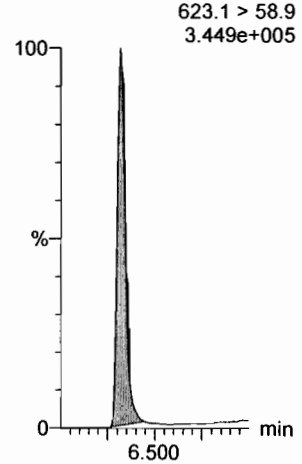

d9-N-EtFOSE

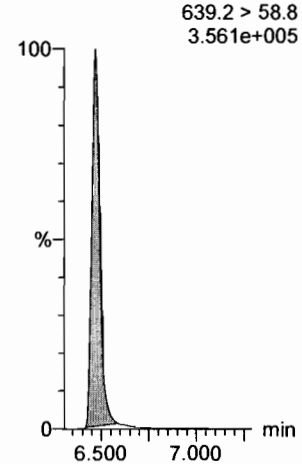

Dataset: F:\Projects\PFAS.PRO\Results\180927M1\180927M1-CRV.qld

Last Altered: Thursday, September 27, 2018 14:49:27 Pacific Daylight Time
Printed: Thursday, September 27, 2018 14:49:45 Pacific Daylight Time

Name: 180927M2_2, Date: 27-Sep-2018, Time: 12:23:26, ID: ST180927M2-1 PFC CS-2 18I1701, Description: PFC CS-2 18I1701

13C4-PFBA

F4:MRM of 1 channel,ES-
217. > 172
9.967e+004

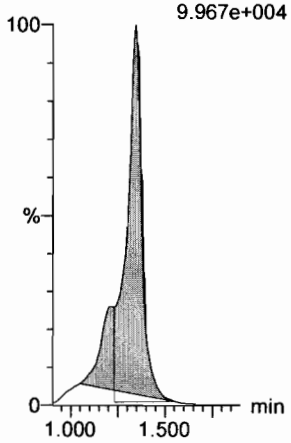

13C5-PFHxA

F11:MRM of 1 channel,ES-
318 > 272.9
4.085e+005

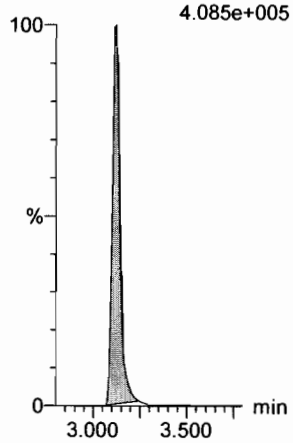

13C3-PFHxS

F19:MRM of 1 channel,ES-
401.8 > 79.9
8.476e+004

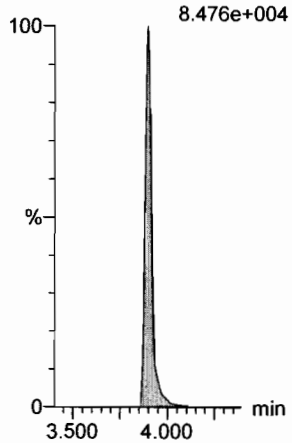

13C8-PFOA

F23:MRM of 1 channel,ES-
420.9 > 376
5.569e+005

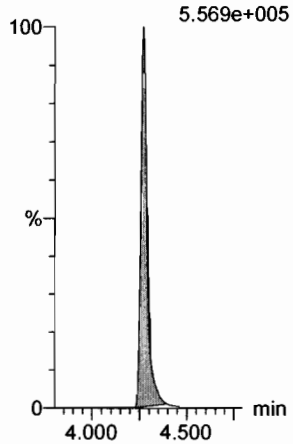

13C9-PFNA

F29:MRM of 1 channel,ES-
472.2 > 426.9
3.720e+005

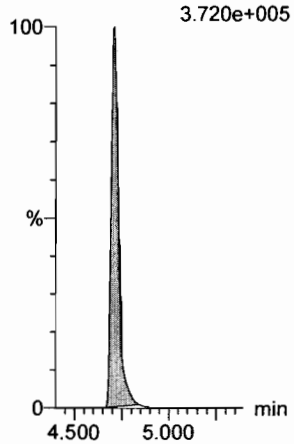

13C4-PFOS

F33:MRM of 1 channel,ES-
503 > 79.9
7.092e+004

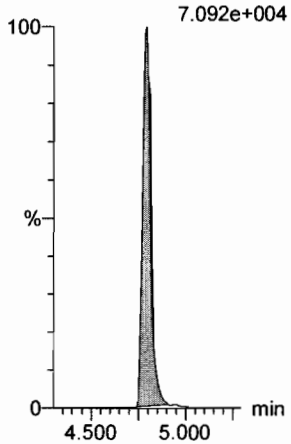

13C6-PFDA

F40:MRM of 1 channel,ES-
519.1 > 473.7
3.408e+005

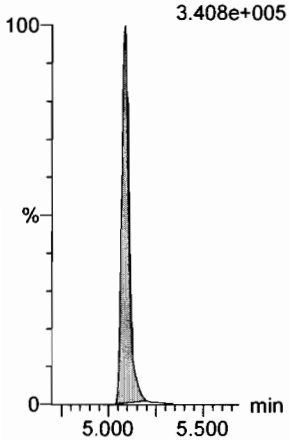

13C7-PFUdA

F49:MRM of 1 channel,ES-
570.1 > 524.8
4.141e+005

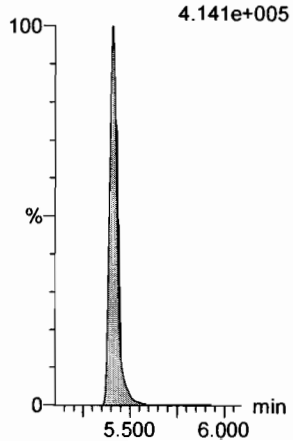

Dataset: F:\Projects\PFAS.PRO\Results\180927M1\180927M1-CRV.qld

Last Altered: Thursday, September 27, 2018 14:49:27 Pacific Daylight Time
Printed: Thursday, September 27, 2018 14:49:45 Pacific Daylight Time

Name: 180927M2_3, Date: 27-Sep-2018, Time: 12:34:04, ID: ST180927M2-2 PFC CS-1 18I1702, Description: PFC CS-1 18I1702

PFBA

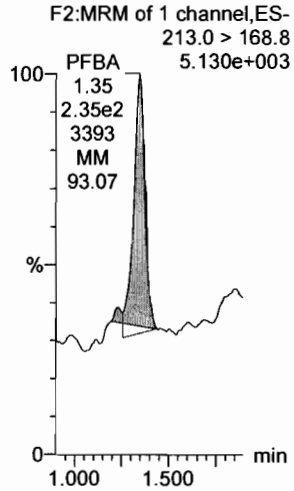

PFPeA

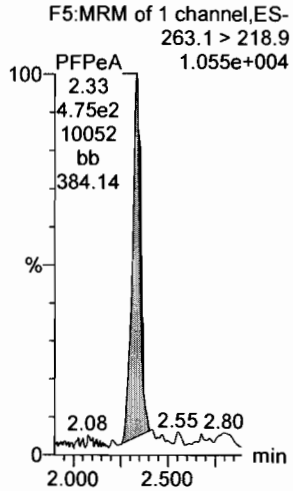

PFBS

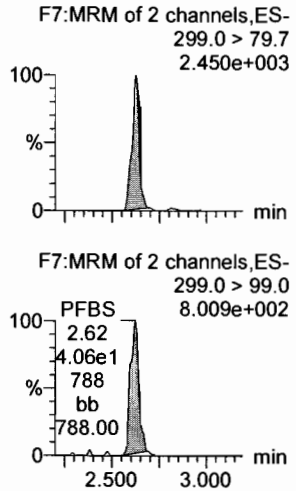

4:2 FTS

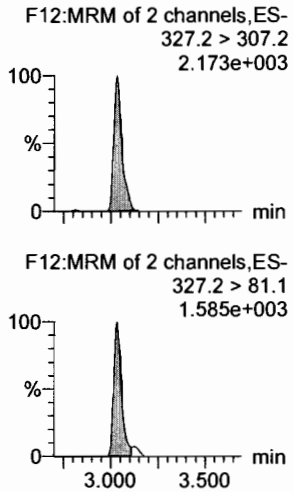

PFHxA

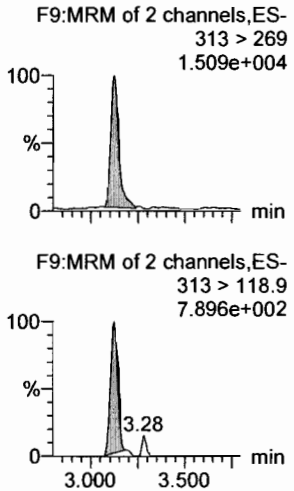

PFPeS

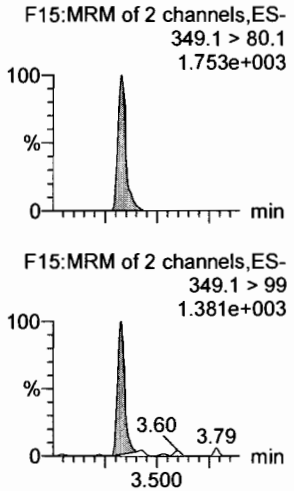

13C3-PFBA

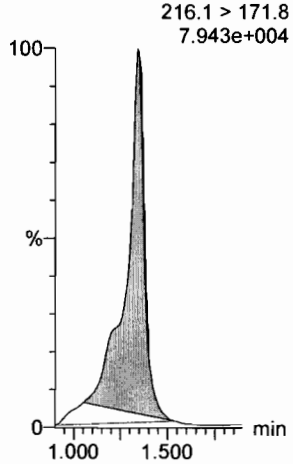

13C3-PFPeA

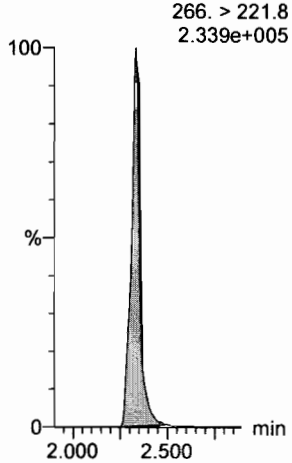

13C3-PFBS

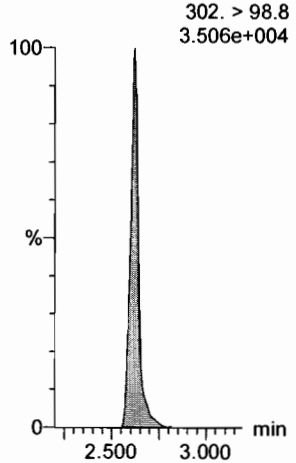

13C2-4:2 FTS

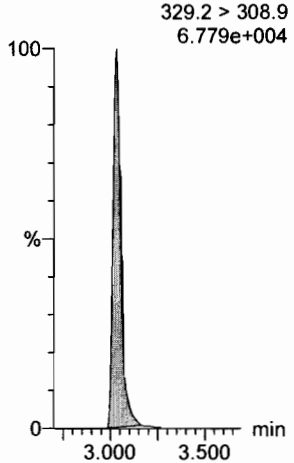

13C2-PFHxA

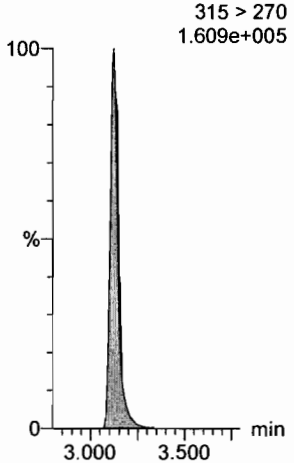

13C3-PFBS

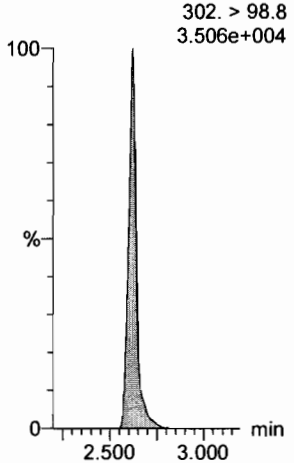

Dataset: F:\Projects\PFAS.PRO\Results\180927M1\180927M1-CRV.qld

Last Altered: Thursday, September 27, 2018 14:49:27 Pacific Daylight Time
Printed: Thursday, September 27, 2018 14:49:45 Pacific Daylight Time

Name: 180927M2_3, Date: 27-Sep-2018, Time: 12:34:04, ID: ST180927M2-2 PFC CS-1 18I1702, Description: PFC CS-1 18I1702

6:2 FTS

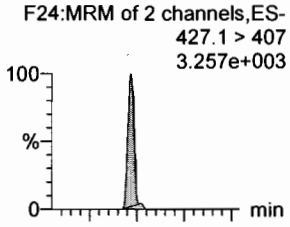

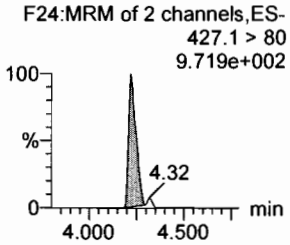

PFHpA

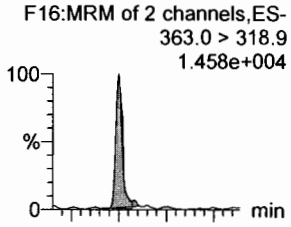

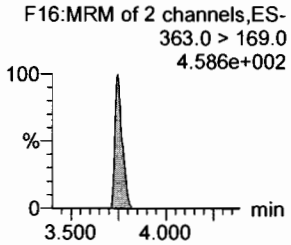

L-PFHxS

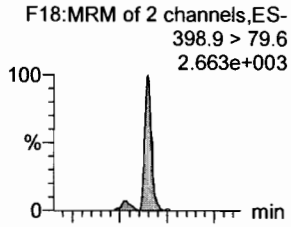

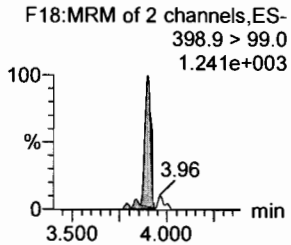

L-PFOA

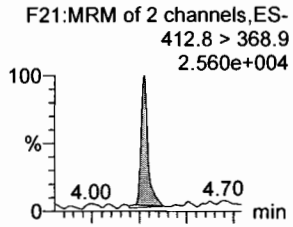

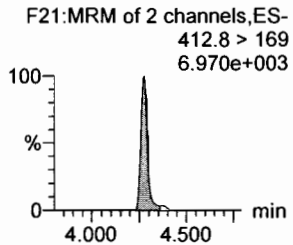

PFHpS

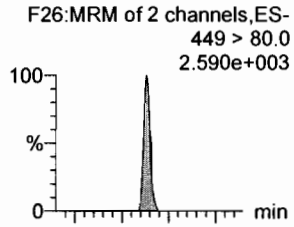

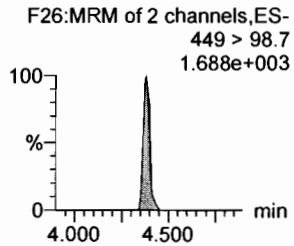

PFNA

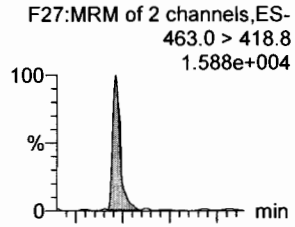

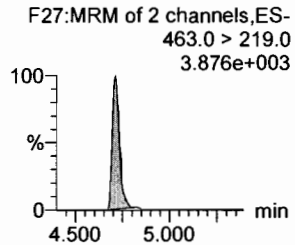

13C2-6:2 FTS

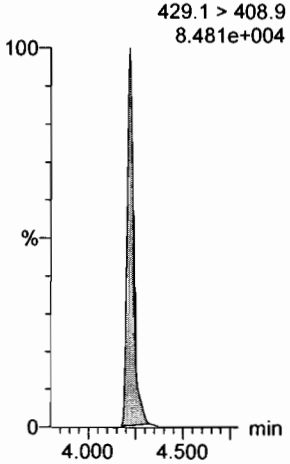

13C4-PFHpA

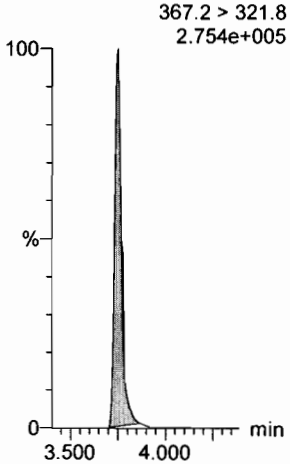

18O2-PFHxS

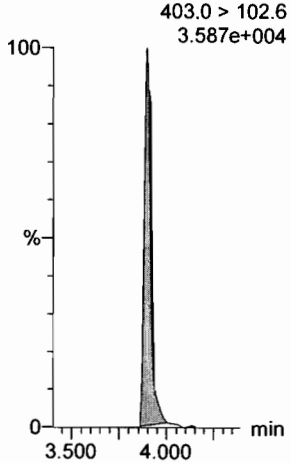

13C2-PFOA

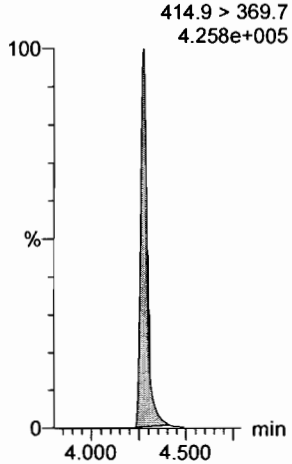

13C8-PFOS

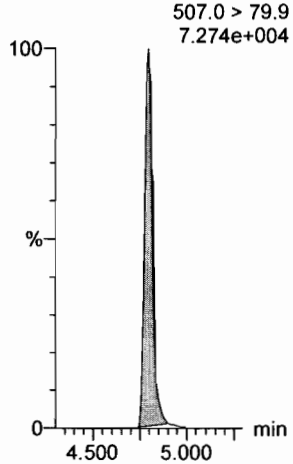

13C5-PFNA

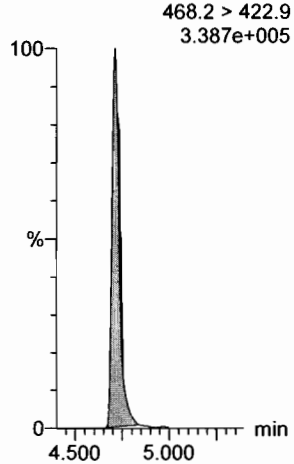

Dataset: F:\Projects\PFAS.PRO\Results\180927M1\180927M1-CRV.qld

Last Altered: Thursday, September 27, 2018 14:49:27 Pacific Daylight Time
Printed: Thursday, September 27, 2018 14:49:45 Pacific Daylight Time

Name: 180927M2_3, Date: 27-Sep-2018, Time: 12:34:04, ID: ST180927M2-2 PFC CS-1 18I1702, Description: PFC CS-1 18I1702

PFOSA
F30:MRM of 2 channels,ES-
497.9 > 77.9
4.568e+003

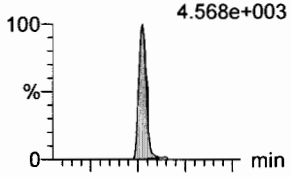

L-PFOS
F32:MRM of 2 channels,ES-
498.9 > 79.9
2.072e+003

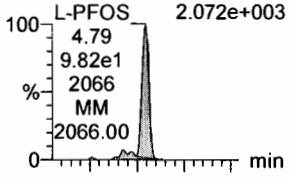

PFDA
F37:MRM of 2 channels,ES-
513 > 468.8
1.684e+004

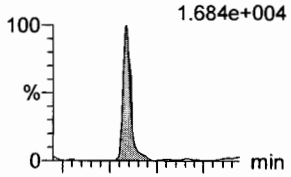

8:2 FTS
F42:MRM of 2 channels,ES-
527 > 506.9
3.536e+003

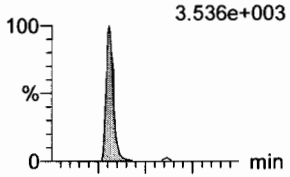

PFNS
F45:MRM of 2 channels,ES-
549.1 > 80.1
1.466e+003

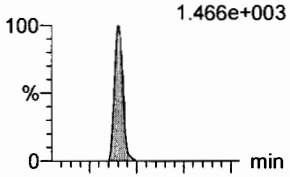

L-MeFOSAA
F48:MRM of 2 channels,ES-
570 > 419
4.047e+003

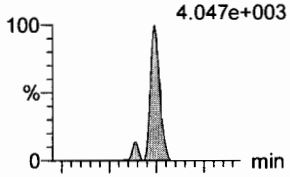

F30:MRM of 2 channels,ES-
497.9 > 169
4.469e+001

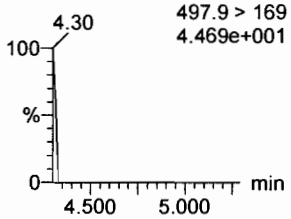

F32:MRM of 2 channels,ES-
498.9 > 99
1.461e+003

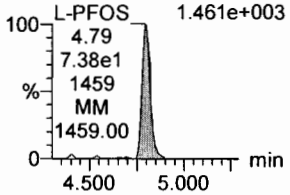

F37:MRM of 2 channels,ES-
513 > 219
2.105e+003

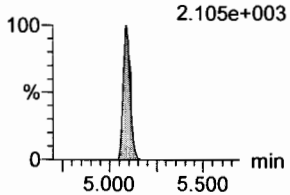

F42:MRM of 2 channels,ES-
527 > 80
1.513e+003

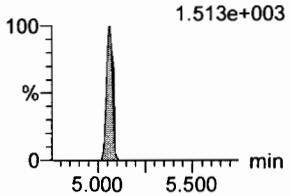

F45:MRM of 2 channels,ES-
549.1 > 99.1
1.431e+003

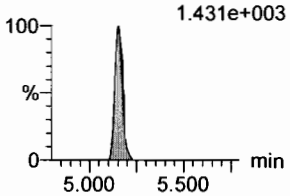

F48:MRM of 2 channels,ES-
570. > 512
1.065e+003

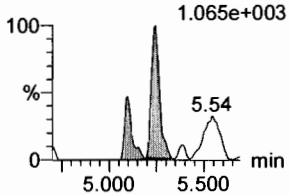

13C8-PFOSA
F34:MRM of 1 channel,ES-
506.1 > 77.7
1.087e+005

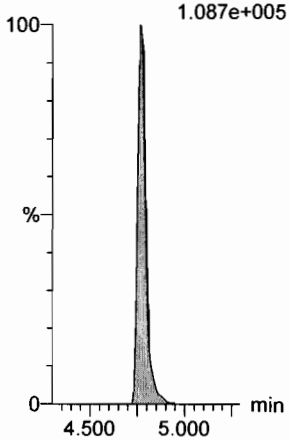

13C8-PFOS
F35:MRM of 1 channel,ES-
507.0 > 79.9
7.274e+004

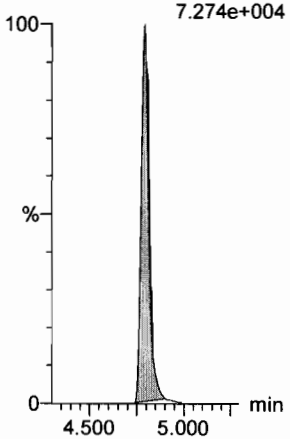

13C2-PFDA
F38:MRM of 1 channel,ES-
515.1 > 469.9
3.338e+005

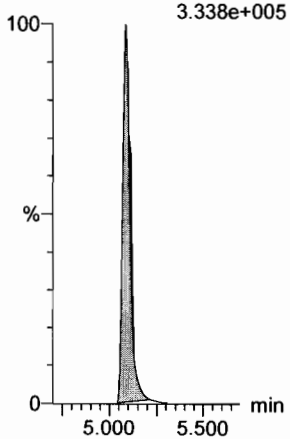

13C2-8:2 FTS
F43:MRM of 1 channel,ES-
529.1 > 508.7
5.041e+004

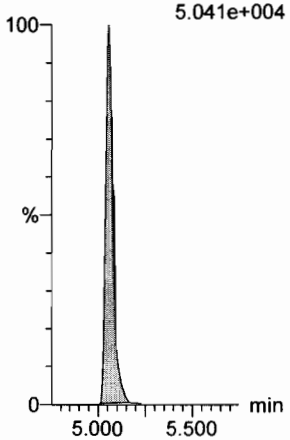

13C8-PFOS
F35:MRM of 1 channel,ES-
507.0 > 79.9
7.274e+004

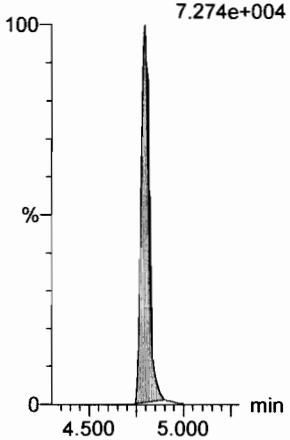

d3-N-MeFOSAA
F50:MRM of 1 channel,ES-
573.3 > 419
1.282e+005

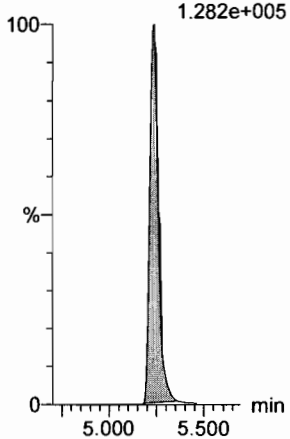

Dataset: F:\Projects\PFAS.PRO\Results\180927M1\180927M1-CRV.qld

Last Altered: Thursday, September 27, 2018 14:49:27 Pacific Daylight Time
Printed: Thursday, September 27, 2018 14:49:45 Pacific Daylight Time

Name: 180927M2_3, Date: 27-Sep-2018, Time: 12:34:04, ID: ST180927M2-2 PFC CS-1 18I1702, Description: PFC CS-1 18I1702

L-EtFOSAA

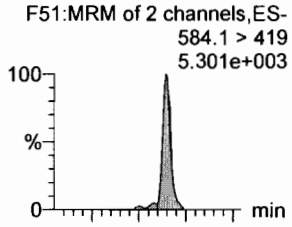

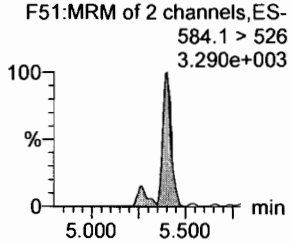

PFDoA

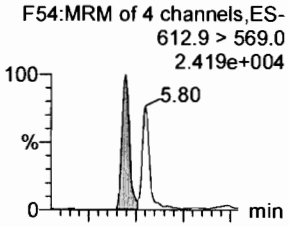

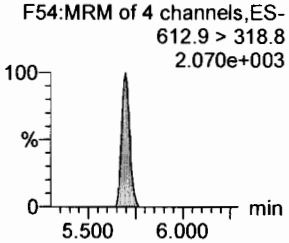

PFDS

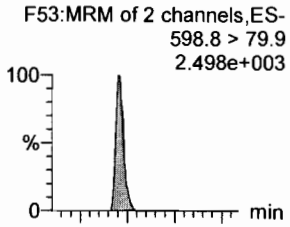

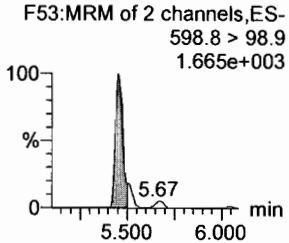

PFUdA

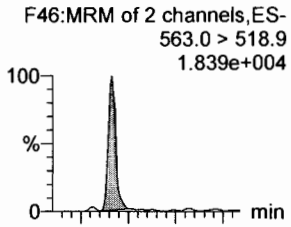

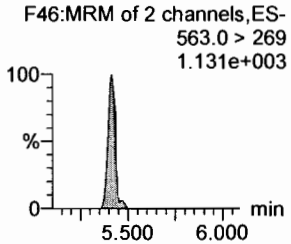

N-MeFOSA

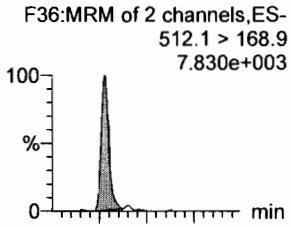

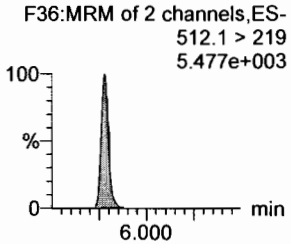

PFTrDA

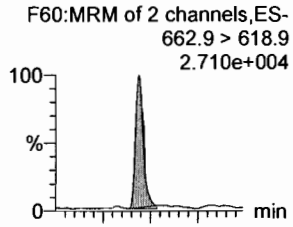

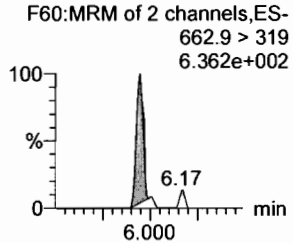

d5-N-EtFOSAA

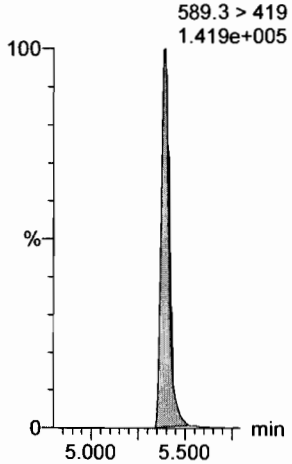

13C2-PFDoA

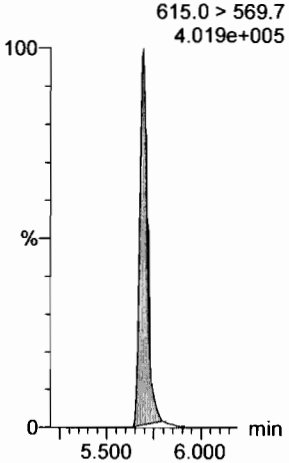

13C8-PFOS

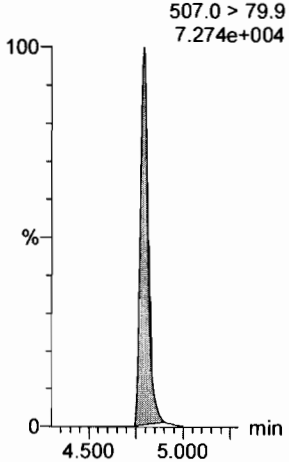

13C2-PFUdA

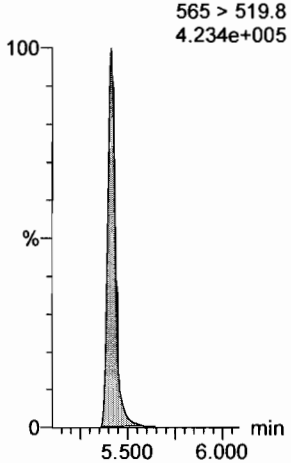

d3-N-MeFOSA

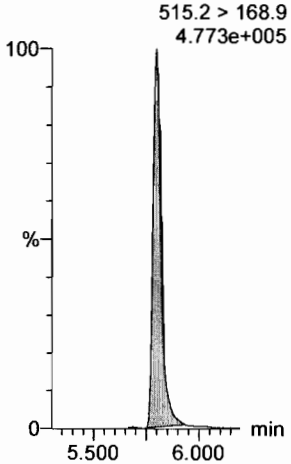

13C2-PFDoA

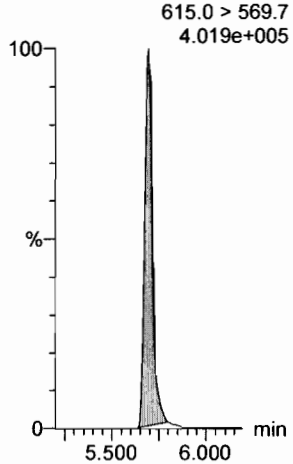

Dataset: F:\Projects\PFAS.PRO\Results\180927M1\180927M1-CRV.qld

Last Altered: Thursday, September 27, 2018 14:49:27 Pacific Daylight Time
Printed: Thursday, September 27, 2018 14:49:45 Pacific Daylight Time

Name: 180927M2_3, Date: 27-Sep-2018, Time: 12:34:04, ID: ST180927M2-2 PFC CS-1 18I1702, Description: PFC CS-1 18I1702

PFTeDA

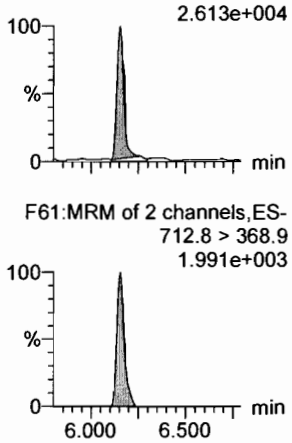

N-EtFOSA

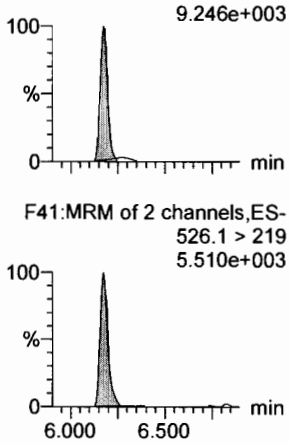

PFHxDA

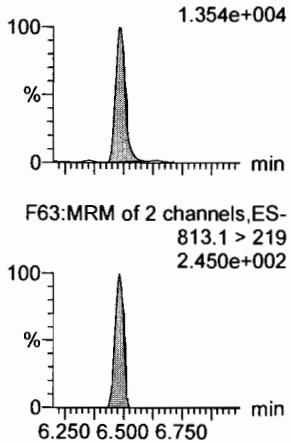

PFODA

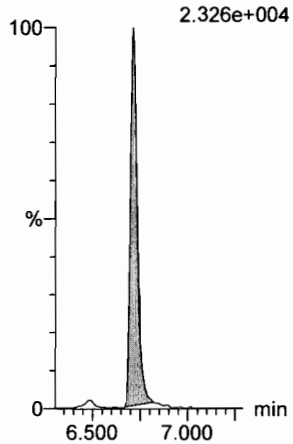

N-MeFOSE

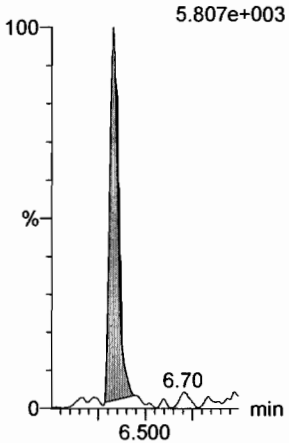

N-EtFOSE

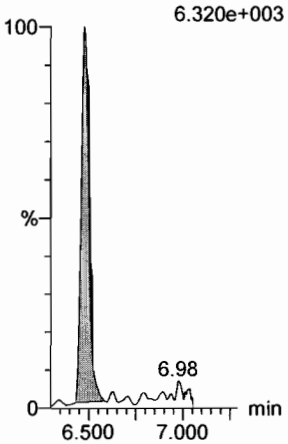

13C2-PFTeDA

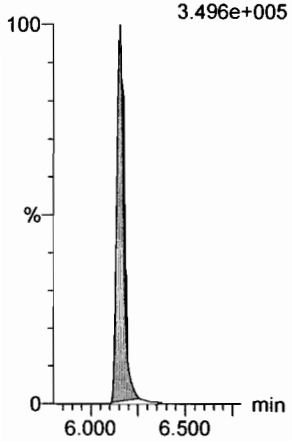

d5-N-ETFOSA

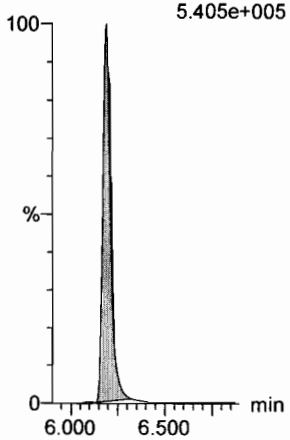

13C2-PFHxDA

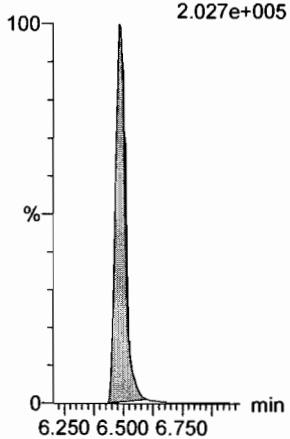

13C2-PFHxDA

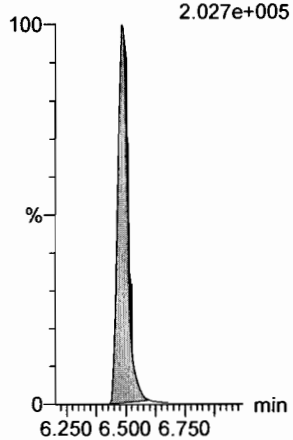

d7-N-MeFOSE

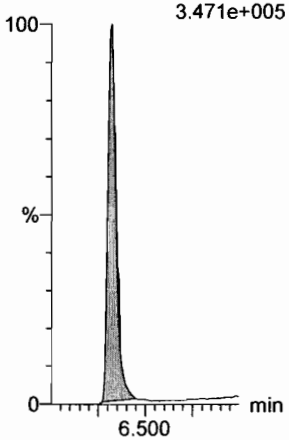

d9-N-EtFOSE

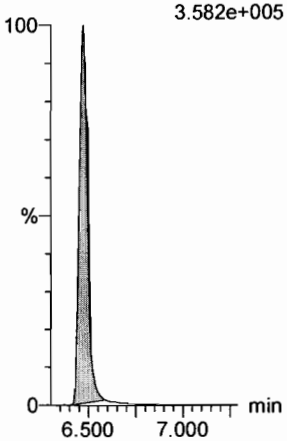

Dataset: F:\Projects\PFAS.PRO\Results\180927M1\180927M1-CRV.qld

Last Altered: Thursday, September 27, 2018 14:49:27 Pacific Daylight Time
Printed: Thursday, September 27, 2018 14:49:45 Pacific Daylight Time

Name: 180927M2_3, Date: 27-Sep-2018, Time: 12:34:04, ID: ST180927M2-2 PFC CS-1 18I1702, Description: PFC CS-1 18I1702

13C4-PFBA

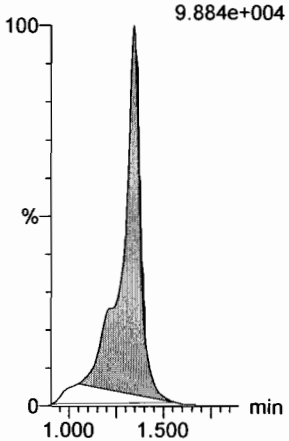

13C5-PFHxA

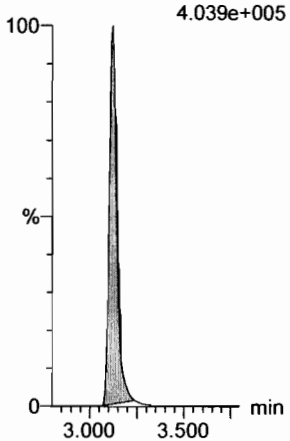

13C3-PFHxS

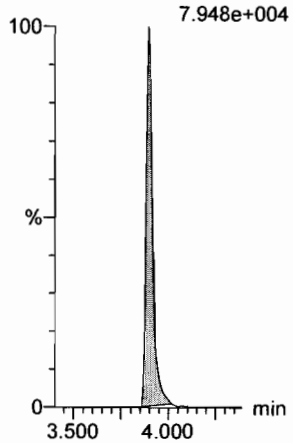

13C8-PFOA

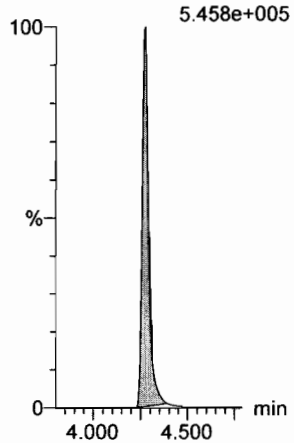

13C9-PFNA

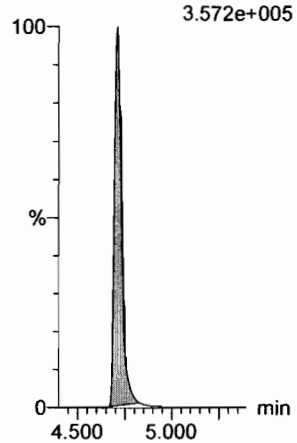

13C4-PFOS

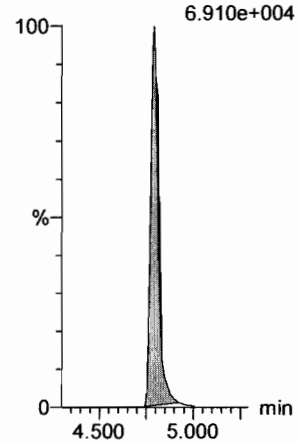

13C6-PFDA

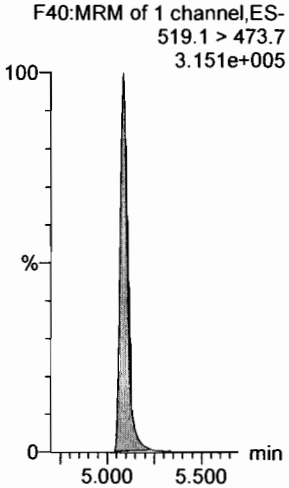

13C7-PFUdA

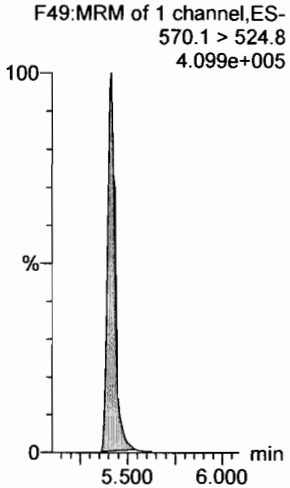

Dataset: F:\Projects\PFAS.PRO\Results\180927M1\180927M1-CRV.qld

Last Altered: Thursday, September 27, 2018 14:49:27 Pacific Daylight Time
Printed: Thursday, September 27, 2018 14:49:45 Pacific Daylight Time

Name: 180927M2_4, Date: 27-Sep-2018, Time: 12:44:38, ID: ST180927M2-3 PFC CS0 18I1703, Description: PFC CS0 18I1703

PFBA
F2:MRM of 1 channel,ES-
213.0 > 168.8
8.395e+003

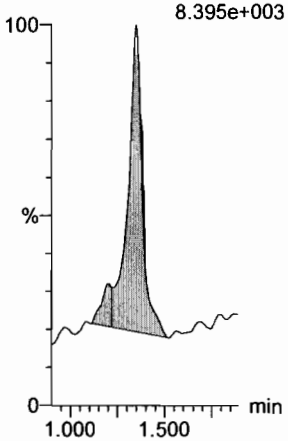

PFPeA
F5:MRM of 1 channel,ES-
263.1 > 218.9
1.790e+004

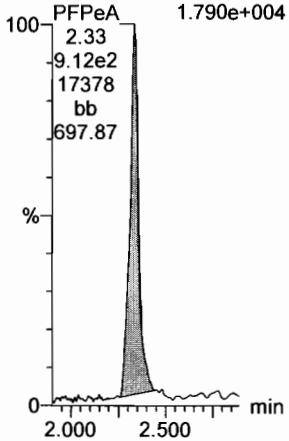

PFBS
F7:MRM of 2 channels,ES-
299.0 > 79.7
4.411e+003

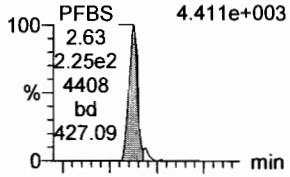

F7:MRM of 2 channels,ES-
299.0 > 99.0
1.695e+003

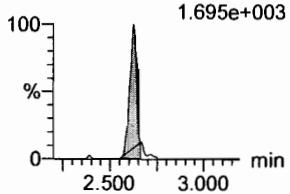

4:2 FTS
F12:MRM of 2 channels,ES-
327.2 > 307.2
5.407e+003

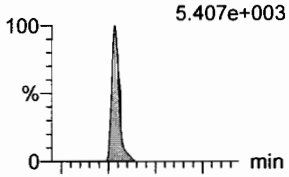

F12:MRM of 2 channels,ES-
327.2 > 81.1
2.065e+003

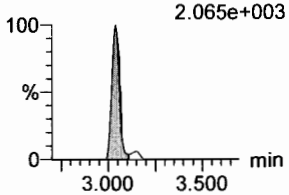

PFHxA
F9:MRM of 2 channels,ES-
313 > 269
2.997e+004

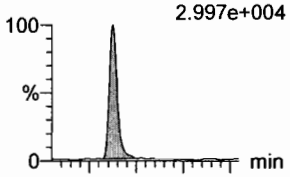

F9:MRM of 2 channels,ES-
313 > 118.9
1.863e+003

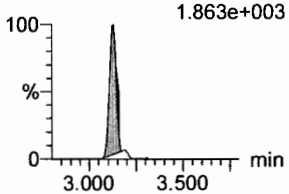

PFPeS
F15:MRM of 2 channels,ES-
349.1 > 80.1
4.536e+003

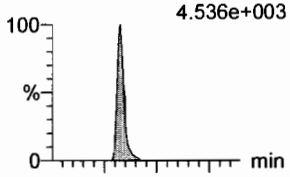

F15:MRM of 2 channels,ES-
349.1 > 99
3.640e+003

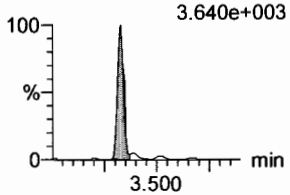

13C3-PFBA
F3:MRM of 1 channel,ES-
216.1 > 171.8
7.973e+004

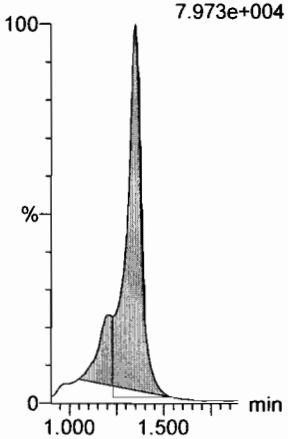

13C3-PFPeA
F6:MRM of 1 channel,ES-
266. > 221.8
2.310e+005

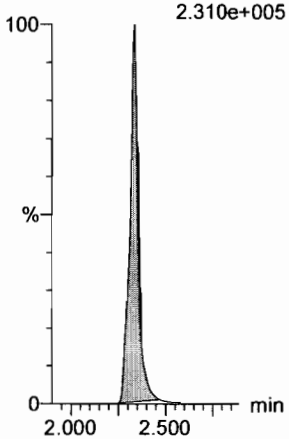

13C3-PFBS
F8:MRM of 1 channel,ES-
302. > 98.8
3.326e+004

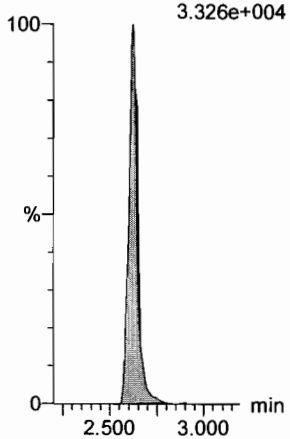

13C2-4:2 FTS
F13:MRM of 1 channel,ES-
329.2 > 308.9
6.588e+004

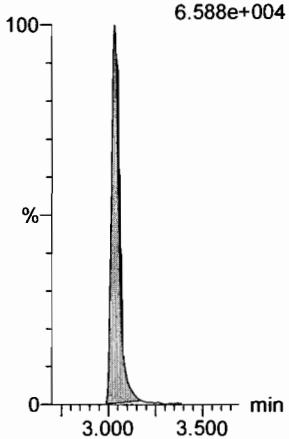

13C2-PFHxA
F10:MRM of 1 channel,ES-
315 > 270
1.653e+005

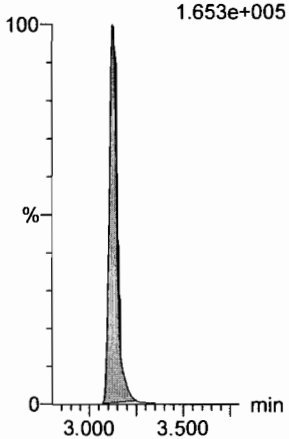

13C3-PFBS
F8:MRM of 1 channel,ES-
302. > 98.8
3.326e+004

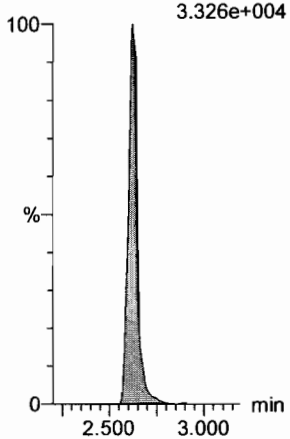

Dataset: F:\Projects\PFAS.PRO\Results\180927M1\180927M1-CRV.qld

Last Altered: Thursday, September 27, 2018 14:49:27 Pacific Daylight Time
Printed: Thursday, September 27, 2018 14:49:45 Pacific Daylight Time

Name: 180927M2_4, Date: 27-Sep-2018, Time: 12:44:38, ID: ST180927M2-3 PFC CS0 18I1703, Description: PFC CS0 18I1703

6:2 FTS

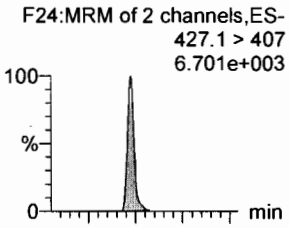

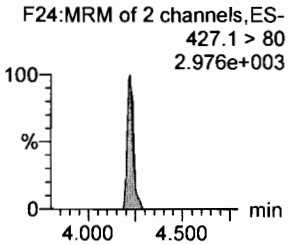

PFHpA

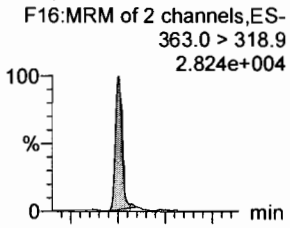

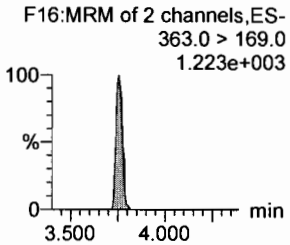

L-PFHxS

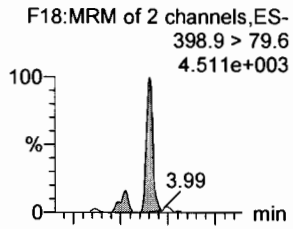

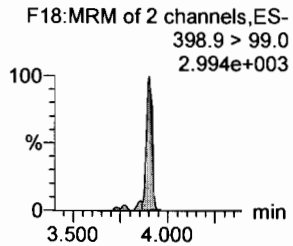

L-PFOA

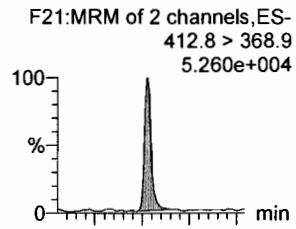

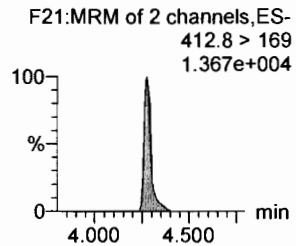

PFHpS

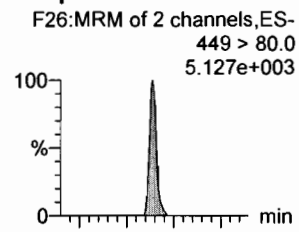

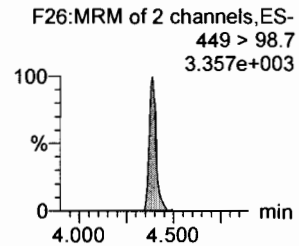

PFNA

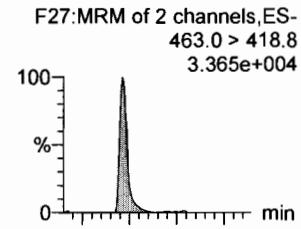

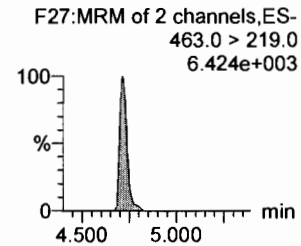

13C2-6:2 FTS

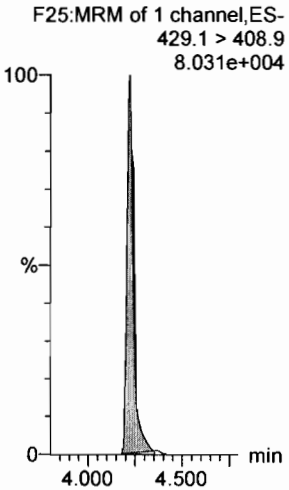

13C4-PFHpA

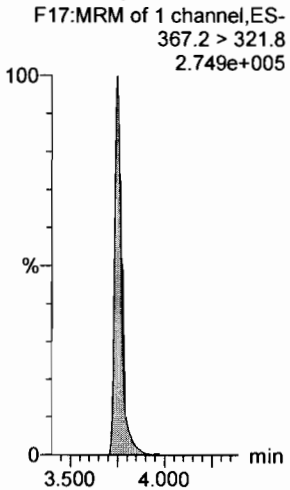

18O2-PFHxS

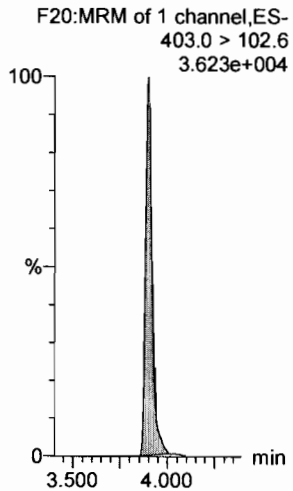

13C2-PFOA

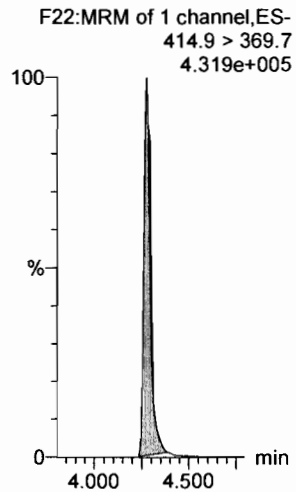

13C8-PFOS

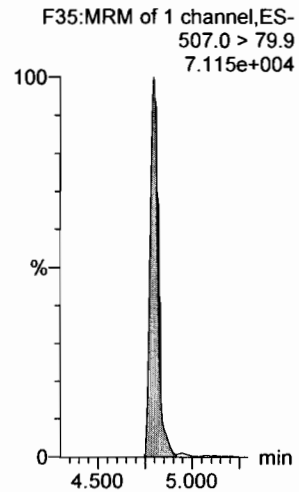

13C5-PFNA

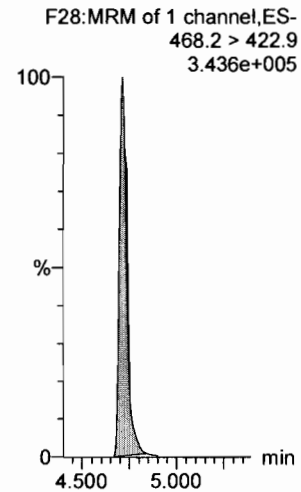

Dataset: F:\Projects\PFAS.PRO\Results\180927M1\180927M1-CRV.qld

Last Altered: Thursday, September 27, 2018 14:49:27 Pacific Daylight Time
Printed: Thursday, September 27, 2018 14:49:45 Pacific Daylight Time

Name: 180927M2_4, Date: 27-Sep-2018, Time: 12:44:38, ID: ST180927M2-3 PFC CS0 18I1703, Description: PFC CS0 18I1703

PFOSA

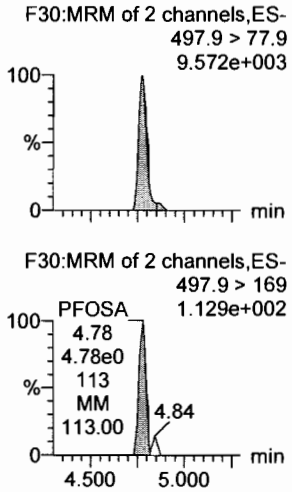

L-PFOS

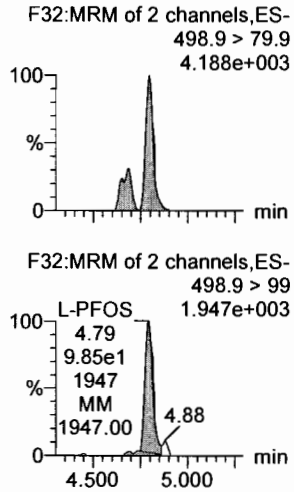

PFDA

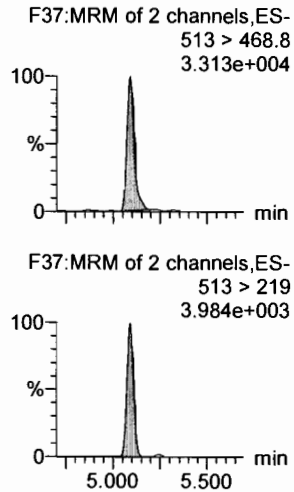

8:2 FTS

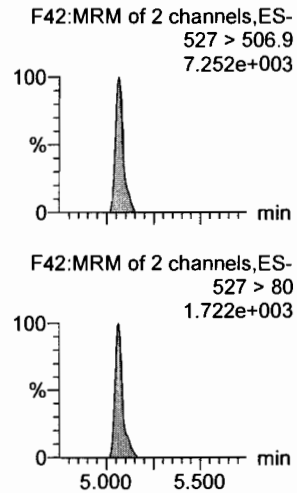

PFNS

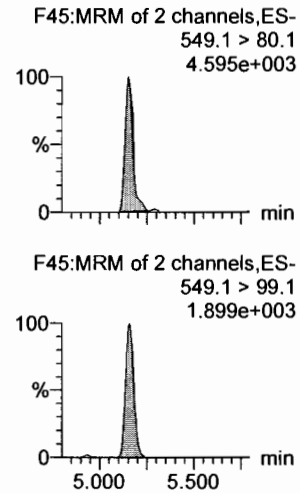

L-MeFOSAA

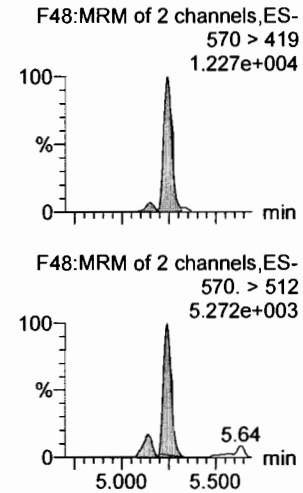

13C8-PFOSA

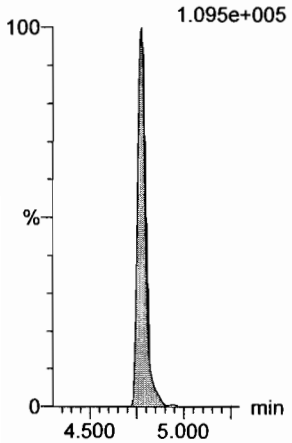

13C8-PFOS

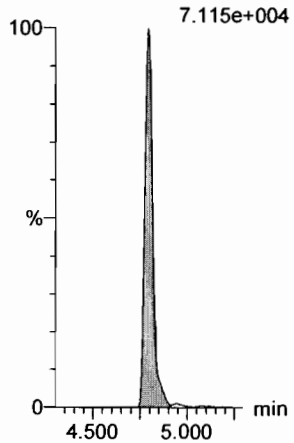

13C2-PFDA

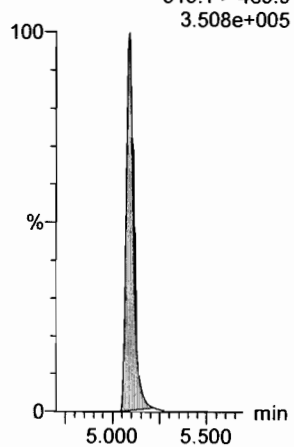

13C2-8:2 FTS

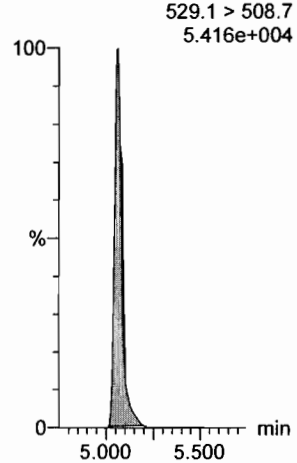

13C8-PFOS

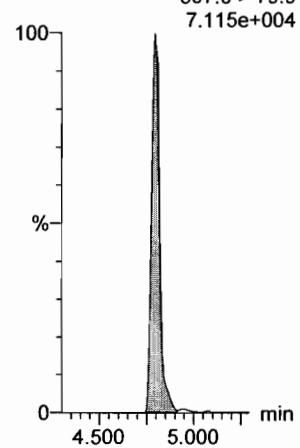

d3-N-MeFOSAA

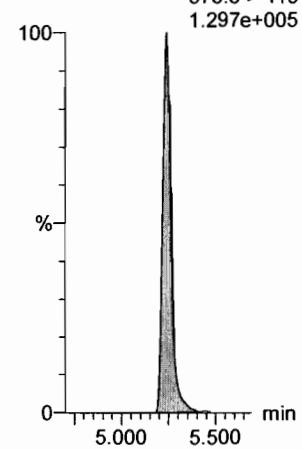

Dataset: F:\Projects\PFAS.PRO\Results\180927M1\180927M1-CRV.qld

Last Altered: Thursday, September 27, 2018 14:49:27 Pacific Daylight Time
Printed: Thursday, September 27, 2018 14:49:45 Pacific Daylight Time

Name: 180927M2_4, Date: 27-Sep-2018, Time: 12:44:38, ID: ST180927M2-3 PFC CS0 18I1703, Description: PFC CS0 18I1703

L-EtFOSAA

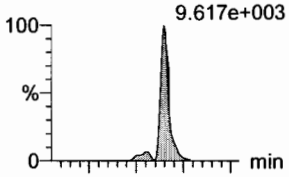

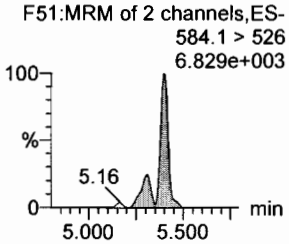

PFDoA

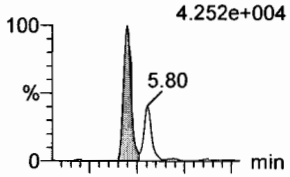

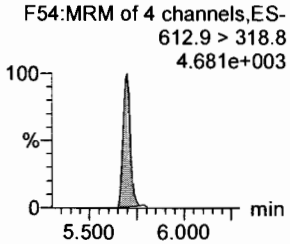

PFDS

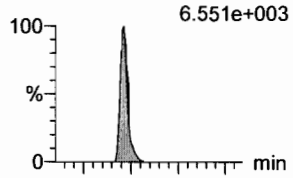

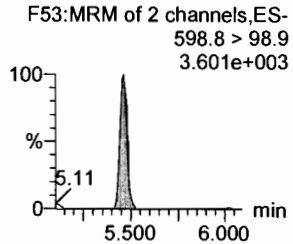

PFUdA

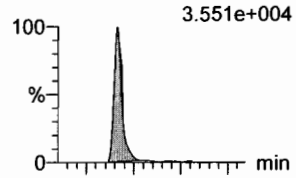

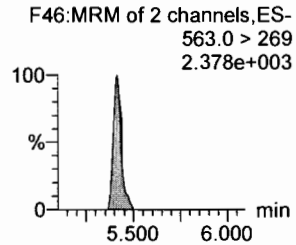

N-MeFOSA

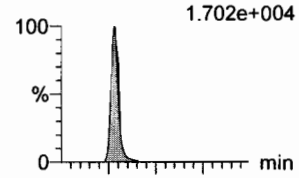

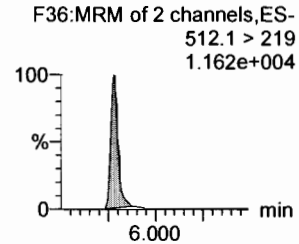

PFTrDA

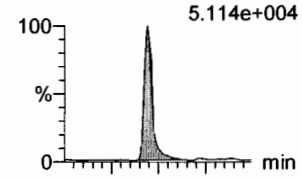

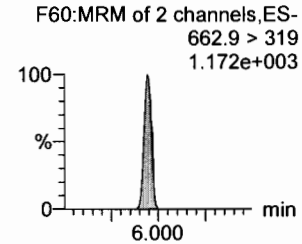

d5-N-EtFOSAA

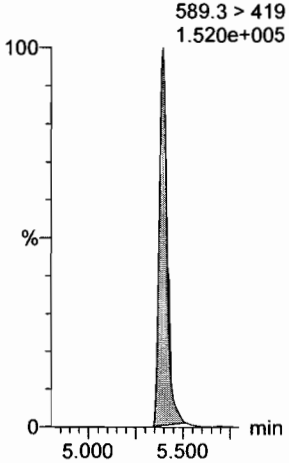

13C2-PFDoA

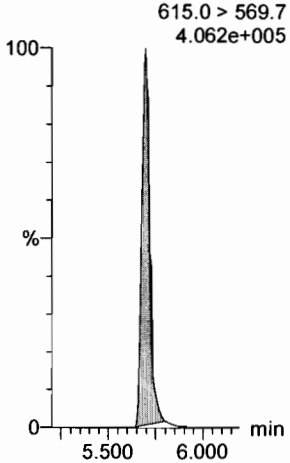

13C8-PFOS

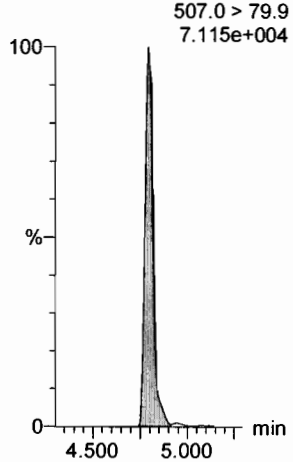

13C2-PFUdA

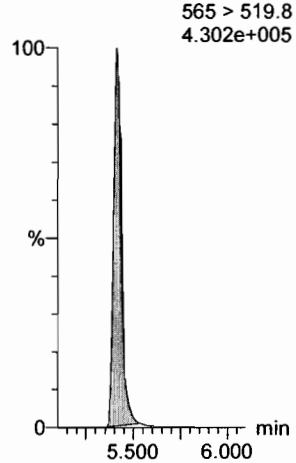

d3-N-MeFOSA

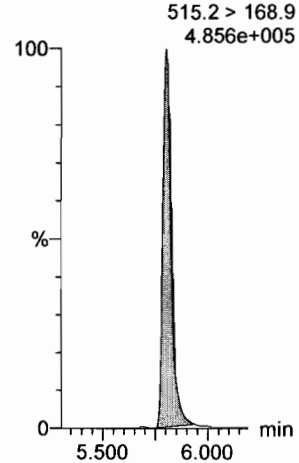

13C2-PFDoA

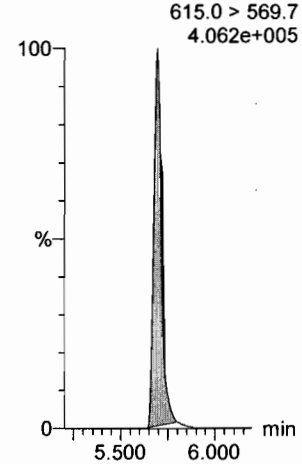

Dataset: F:\Projects\PFAS.PRO\Results\180927M1\180927M1-CRV.qld

Last Altered: Thursday, September 27, 2018 14:49:27 Pacific Daylight Time
Printed: Thursday, September 27, 2018 14:49:45 Pacific Daylight Time

Name: 180927M2_4, Date: 27-Sep-2018, Time: 12:44:38, ID: ST180927M2-3 PFC CS0 18I1703, Description: PFC CS0 18I1703

PFTeDA
F61:MRM of 2 channels,ES-
712.8 > 669.0
5.268e+004

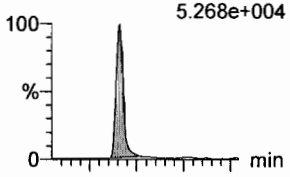

F61:MRM of 2 channels,ES-
712.8 > 368.9
3.752e+003

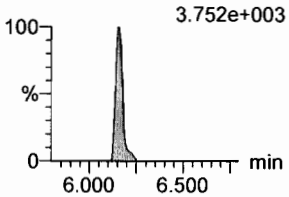

N-EtFOSA
F41:MRM of 2 channels,ES-
526.1 > 168.9
1.622e+004

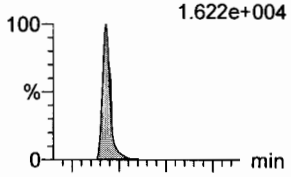

F41:MRM of 2 channels,ES-
526.1 > 219
1.279e+004

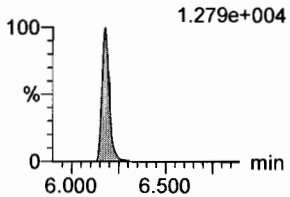

PFHxDA
F63:MRM of 2 channels,ES-
813.1 > 768.6
2.980e+004

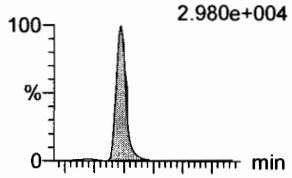

F63:MRM of 2 channels,ES-
813.1 > 219
4.896e+002

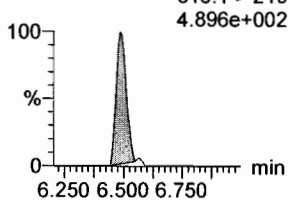

PFODA
F65:MRM of 1 channel,ES-
913.1 > 868.8
4.645e+004

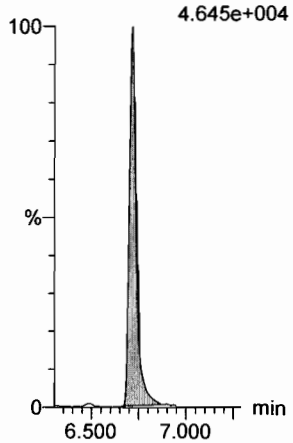

N-MeFOSE
F56:MRM of 1 channel,ES-
616.1 > 58.9
1.139e+004

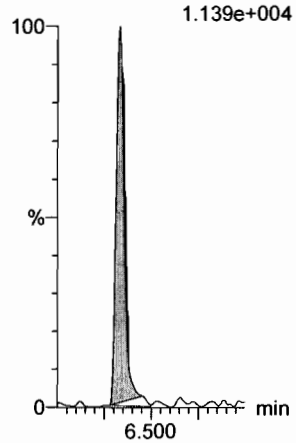

N-EtFOSE
F58:MRM of 1 channel,ES-
630.1 > 58.9
1.285e+004

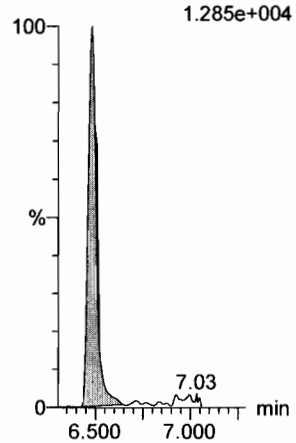

13C2-PFTeDA
F62:MRM of 2 channels,ES-
714.8 > 669.6
3.667e+005

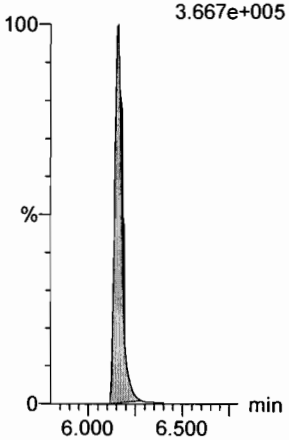

d5-N-ETFOSA
F44:MRM of 1 channel,ES-
531.1 > 168.9
5.556e+005

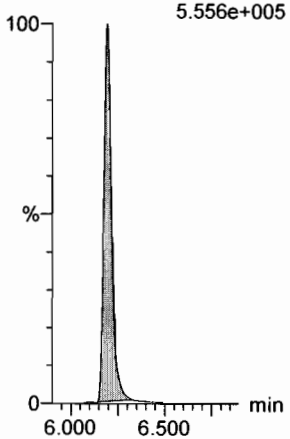

13C2-PFHxDA
F64:MRM of 1 channel,ES-
815 > 769.7
2.079e+005

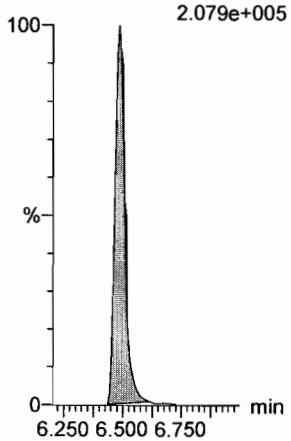

13C2-PFHxDA
F64:MRM of 1 channel,ES-
815 > 769.7
2.079e+005

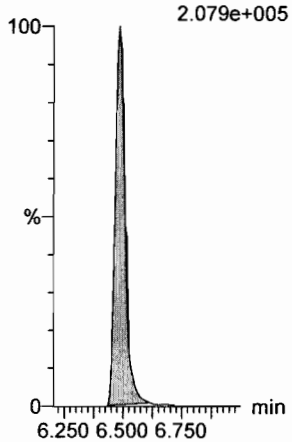

d7-N-MeFOSE
F57:MRM of 1 channel,ES-
623.1 > 58.9
3.578e+005

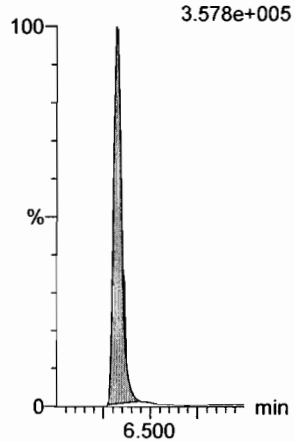

d9-N-EtFOSE
F59:MRM of 1 channel,ES-
639.2 > 58.8
3.594e+005

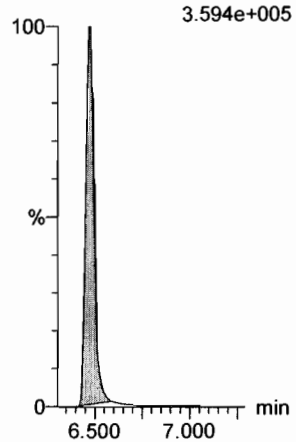

Dataset: F:\Projects\PFAS.PRO\Results\180927M1\180927M1-CRV.qld

Last Altered: Thursday, September 27, 2018 14:49:27 Pacific Daylight Time
Printed: Thursday, September 27, 2018 14:49:45 Pacific Daylight Time

Name: 180927M2_4, Date: 27-Sep-2018, Time: 12:44:38, ID: ST180927M2-3 PFC CS0 18I1703, Description: PFC CS0 18I1703

13C4-PFBA

F4:MRM of 1 channel,ES-
217. > 172
1.008e+005

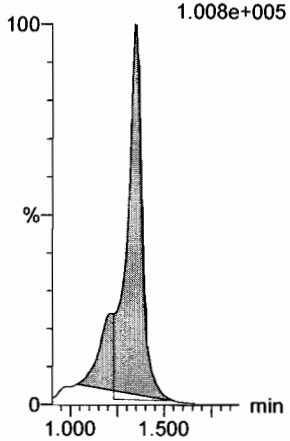

13C5-PFHxA

F11:MRM of 1 channel,ES-
318 > 272.9
4.024e+005

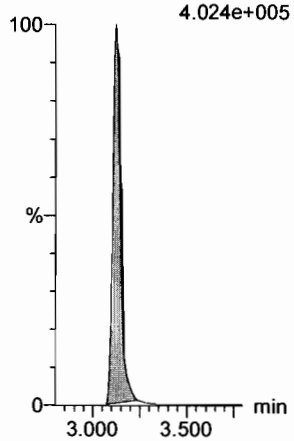

13C3-PFHxS

F19:MRM of 1 channel,ES-
401.8 > 79.9
7.955e+004

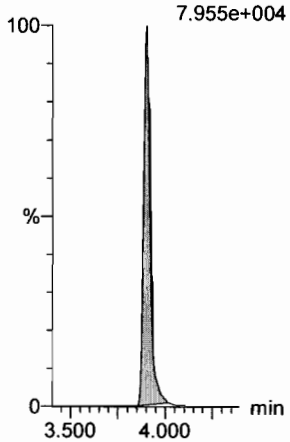

13C8-PFOA

F23:MRM of 1 channel,ES-
420.9 > 376
5.794e+005

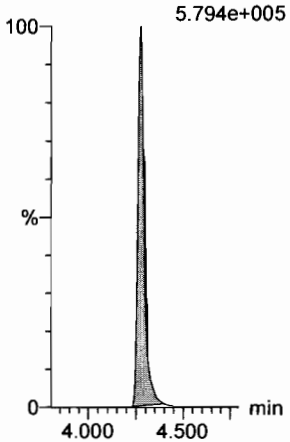

13C9-PFNA

F29:MRM of 1 channel,ES-
472.2 > 426.9
3.581e+005



13C4-PFOS

F33:MRM of 1 channel,ES-
503 > 79.9
7.009e+004

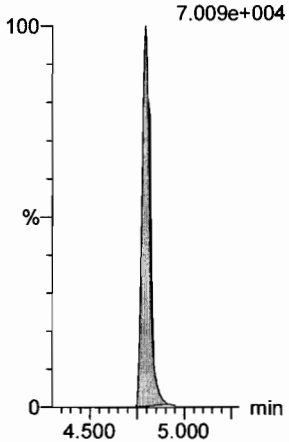

13C6-PFDA

F40:MRM of 1 channel,ES-
519.1 > 473.7
3.308e+005

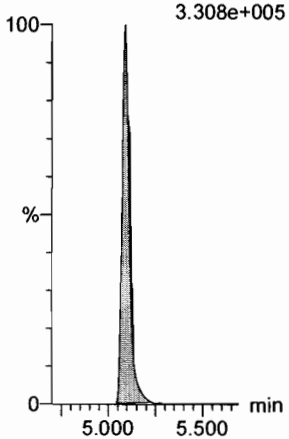

13C7-PFUdA

F49:MRM of 1 channel,ES-
570.1 > 524.8
4.057e+005

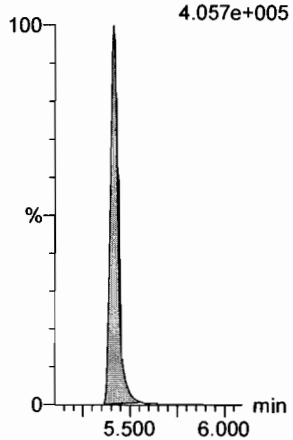

Dataset: F:\Projects\PFAS.PRO\Results\180927M1\180927M1-CRV.qld

Last Altered: Thursday, September 27, 2018 14:49:27 Pacific Daylight Time
Printed: Thursday, September 27, 2018 14:49:45 Pacific Daylight Time

Name: 180927M2_5, Date: 27-Sep-2018, Time: 12:55:15, ID: ST180927M2-4 PFC CS1 18I1704, Description: PFC CS1 18I1704

PFBA

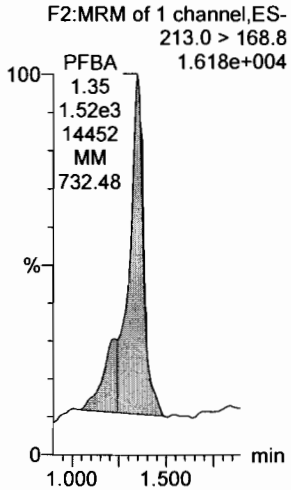

PFPeA

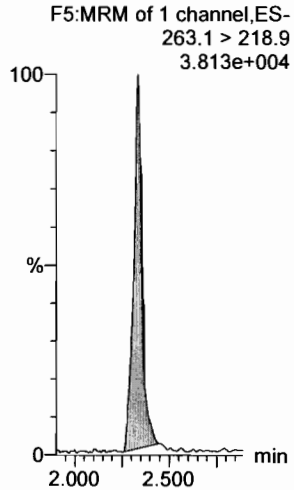

PFBS

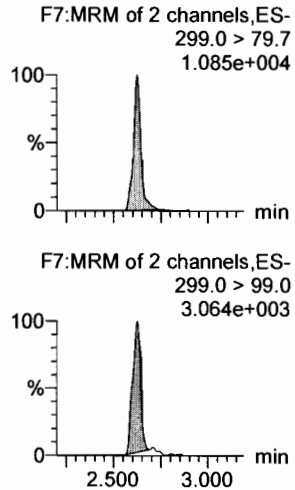

4:2 FTS

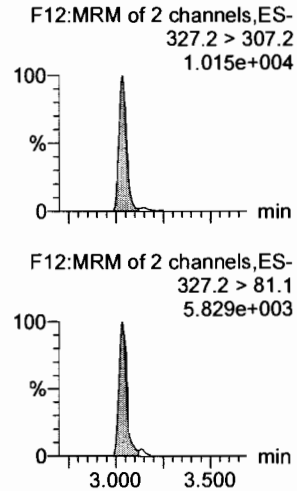

PFHxA

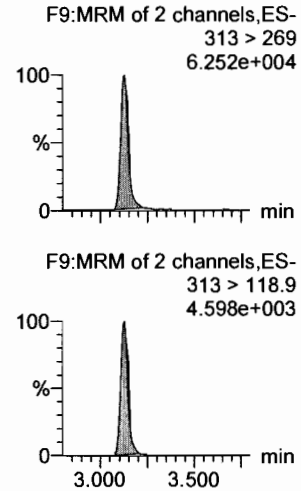

PFPeS

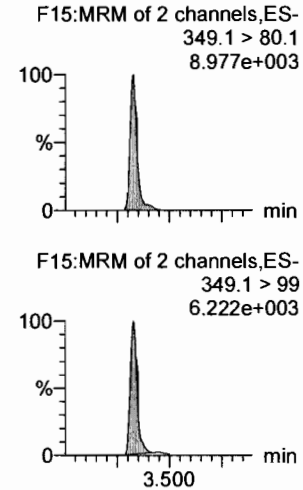

13C3-PFBA

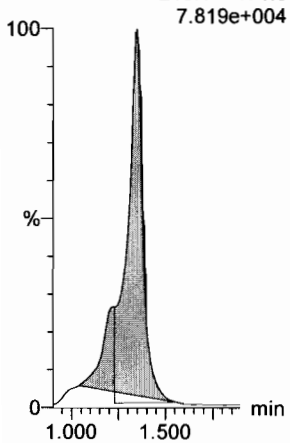

13C3-PFPeA

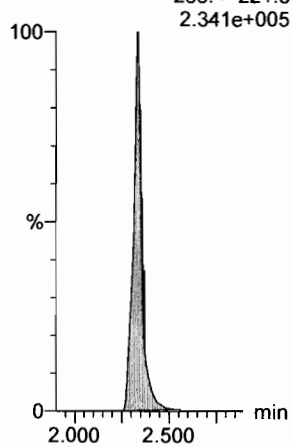

13C3-PFBS

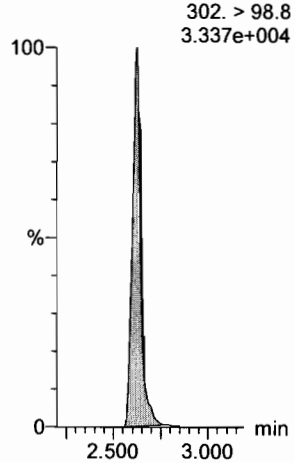

13C2-4:2 FTS

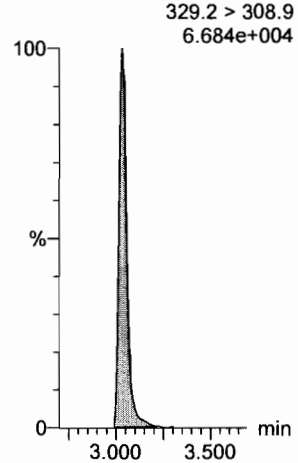

13C2-PFHxA

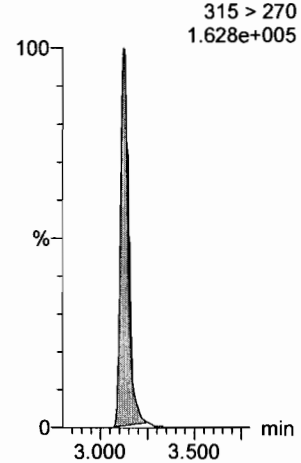

13C3-PFBS

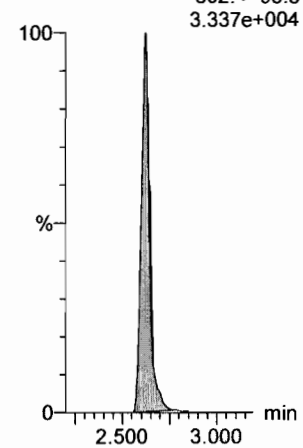

Dataset: F:\Projects\PFAS.PRO\Results\180927M1\180927M1-CRV.qld

Last Altered: Thursday, September 27, 2018 14:49:27 Pacific Daylight Time
Printed: Thursday, September 27, 2018 14:49:45 Pacific Daylight Time

Name: 180927M2_5, Date: 27-Sep-2018, Time: 12:55:15, ID: ST180927M2-4 PFC CS1 18I1704, Description: PFC CS1 18I1704

6:2 FTS

F24:MRM of 2 channels,ES-
427.1 > 407
1.462e+004

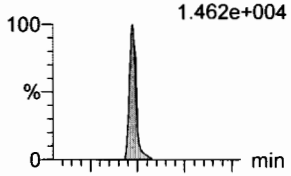

F24:MRM of 2 channels,ES-
427.1 > 80
3.252e+003

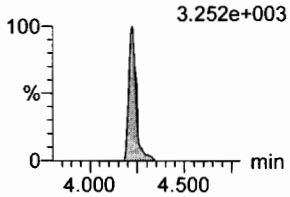

PFHpA

F16:MRM of 2 channels,ES-
363.0 > 318.9
5.673e+004

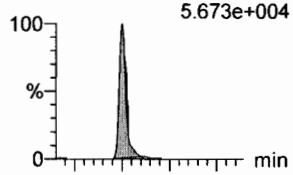

F16:MRM of 2 channels,ES-
363.0 > 169.0
2.972e+003

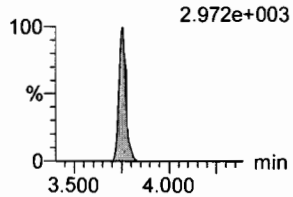

L-PFHxS

F18:MRM of 2 channels,ES-
398.9 > 79.6
9.337e+003

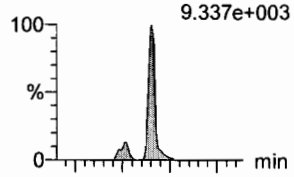

F18:MRM of 2 channels,ES-
398.9 > 99.0
4.918e+003

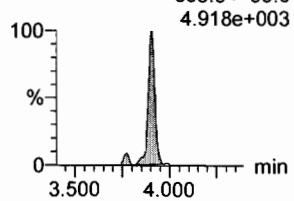

L-PFOA

F21:MRM of 2 channels,ES-
412.8 > 368.9
9.981e+004

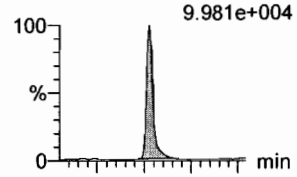

F21:MRM of 2 channels,ES-
412.8 > 169
2.883e+004

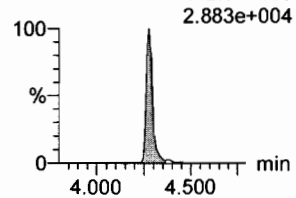

PFHpS

F26:MRM of 2 channels,ES-
449 > 80.0
9.507e+003

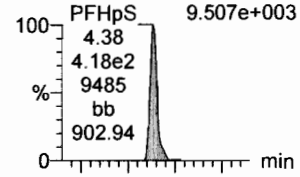

F26:MRM of 2 channels,ES-
449 > 98.7
6.860e+003

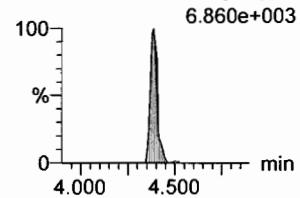

PFNA

F27:MRM of 2 channels,ES-
463.0 > 418.8
6.442e+004

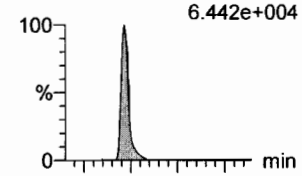

F27:MRM of 2 channels,ES-
463.0 > 219.0
1.318e+004

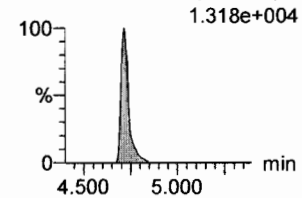

13C2-6:2 FTS

F25:MRM of 1 channel,ES-
429.1 > 408.9
8.600e+004

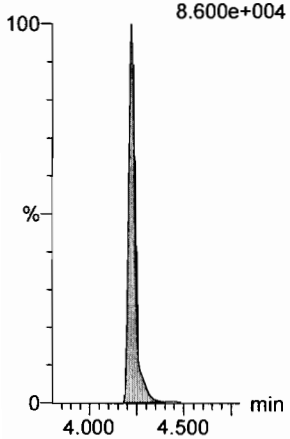

13C4-PFHpA

F17:MRM of 1 channel,ES-
367.2 > 321.8
2.721e+005

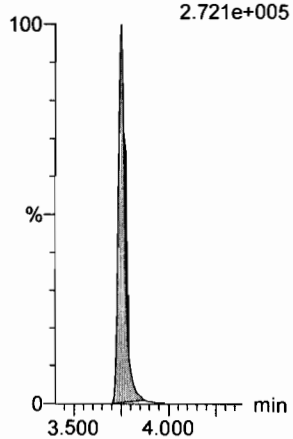

18O2-PFHxS

F20:MRM of 1 channel,ES-
403.0 > 102.6
3.748e+004

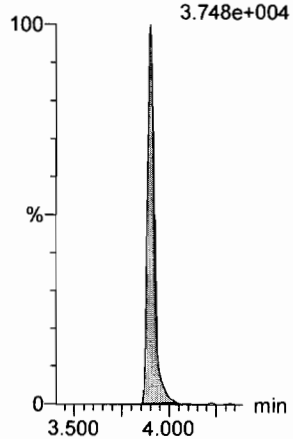

13C2-PFOA

F22:MRM of 1 channel,ES-
414.9 > 369.7
4.229e+005

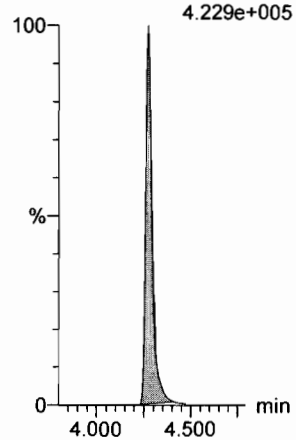

13C8-PFOS

F35:MRM of 1 channel,ES-
507.0 > 79.9
6.892e+004

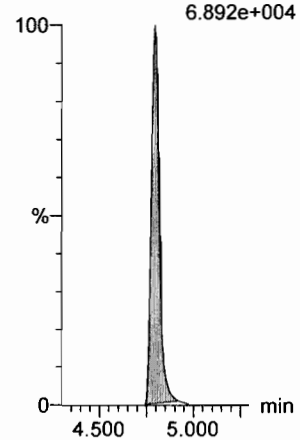

13C5-PFNA

F28:MRM of 1 channel,ES-
468.2 > 422.9
3.420e+005

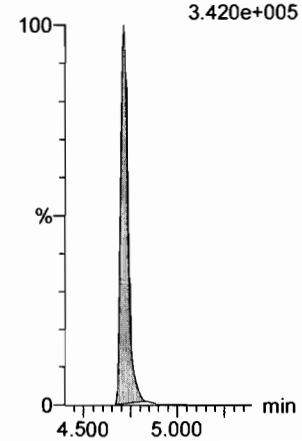

Dataset: F:\Projects\PFAS.PRO\Results\180927M1\180927M1-CRV.qld

Last Altered: Thursday, September 27, 2018 14:49:27 Pacific Daylight Time
Printed: Thursday, September 27, 2018 14:49:45 Pacific Daylight Time

Name: 180927M2_5, Date: 27-Sep-2018, Time: 12:55:15, ID: ST180927M2-4 PFC CS1 18I1704, Description: PFC CS1 18I1704

PFOSA
F30:MRM of 2 channels,ES-
497.9 > 77.9
1.651e+004

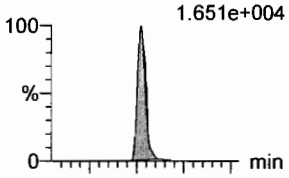

L-PFOS
F32:MRM of 2 channels,ES-
498.9 > 79.9
9.177e+003

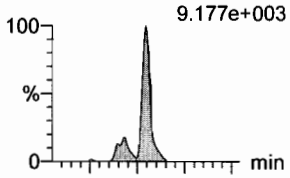

PFDA
F37:MRM of 2 channels,ES-
513 > 468.8
6.805e+004

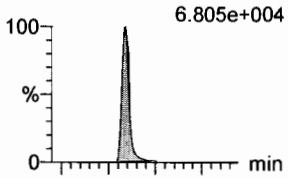

8:2 FTS
F42:MRM of 2 channels,ES-
527 > 506.9
1.100e+004

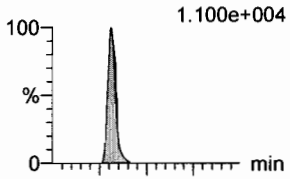

PFNS
F45:MRM of 2 channels,ES-
549.1 > 80.1
6.987e+003

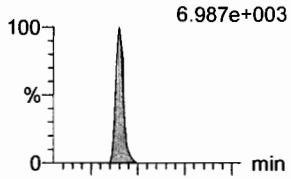

L-MeFOSAA
F48:MRM of 2 channels,ES-
570 > 419
2.379e+004

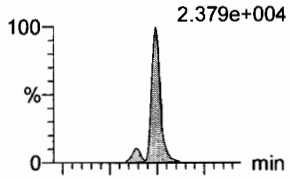

F30:MRM of 2 channels,ES-
497.9 > 169
5.919e+002

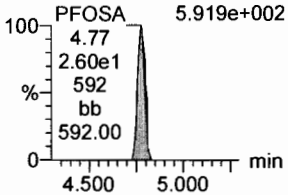

F32:MRM of 2 channels,ES-
498.9 > 99
4.912e+003

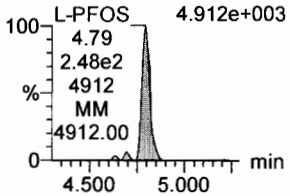

F37:MRM of 2 channels,ES-
513 > 219
1.014e+004

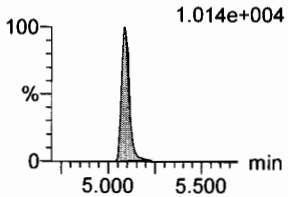

F42:MRM of 2 channels,ES-
527 > 80
4.305e+003

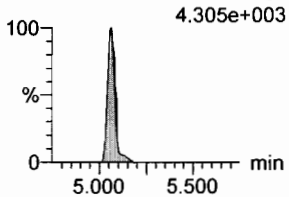

F45:MRM of 2 channels,ES-
549.1 > 99.1
4.860e+003

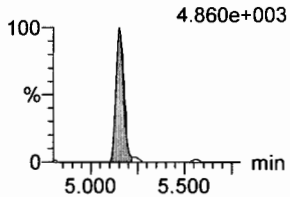

F48:MRM of 2 channels,ES-
570. > 512
9.463e+003

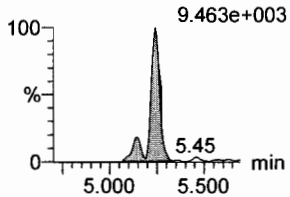

13C8-PFOSA
F34:MRM of 1 channel,ES-
506.1 > 77.7
1.073e+005

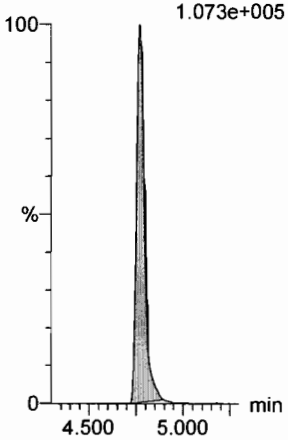

13C8-PFOS
F35:MRM of 1 channel,ES-
507.0 > 79.9
6.892e+004

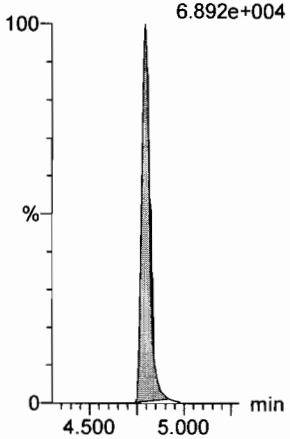

13C2-PFDA
F38:MRM of 1 channel,ES-
515.1 > 469.9
3.549e+005

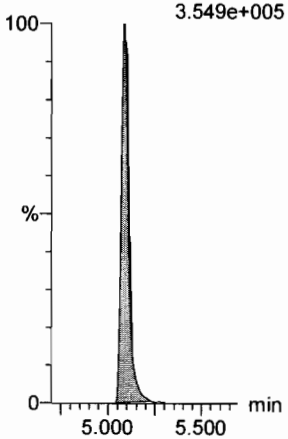

13C2-8:2 FTS
F43:MRM of 1 channel,ES-
529.1 > 508.7
5.082e+004

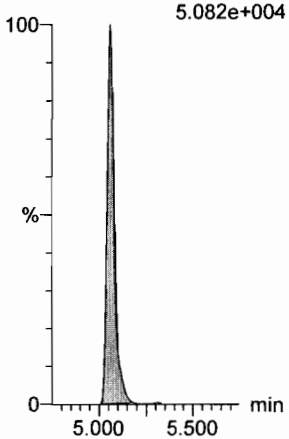

13C8-PFOS
F35:MRM of 1 channel,ES-
507.0 > 79.9
6.892e+004

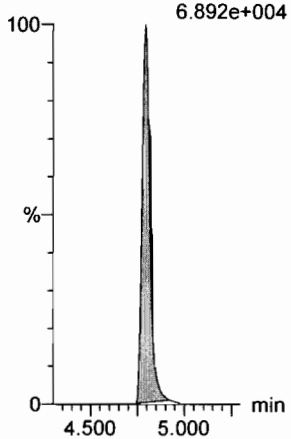

d3-N-MeFOSAA
F50:MRM of 1 channel,ES-
573.3 > 419
1.275e+005

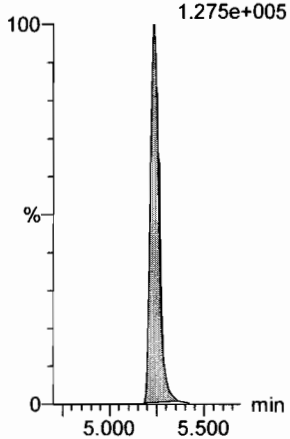

Dataset: F:\Projects\PFAS.PRO\Results\180927M1\180927M1-CRV.qld

Last Altered: Thursday, September 27, 2018 14:49:27 Pacific Daylight Time
Printed: Thursday, September 27, 2018 14:49:45 Pacific Daylight Time

Name: 180927M2_5, Date: 27-Sep-2018, Time: 12:55:15, ID: ST180927M2-4 PFC CS1 18I1704, Description: PFC CS1 18I1704

L-EtFOSAA

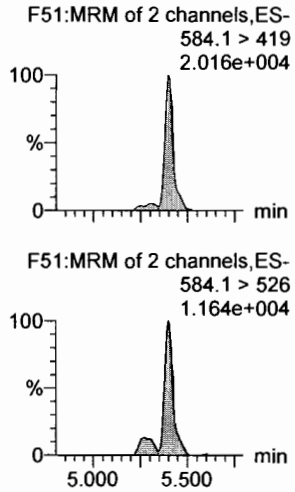

PFDoA

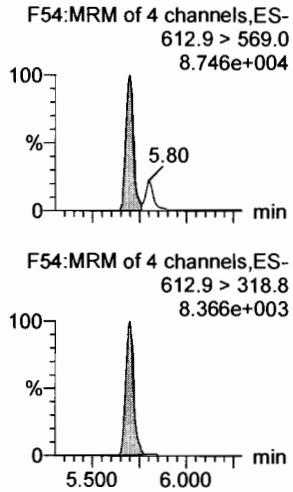

PFDS

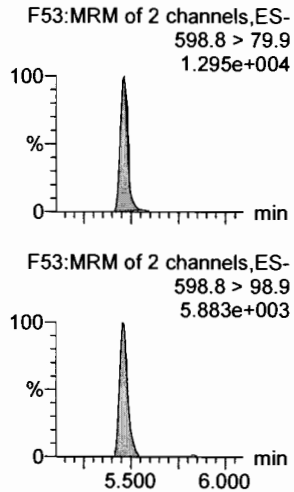

PFUdA

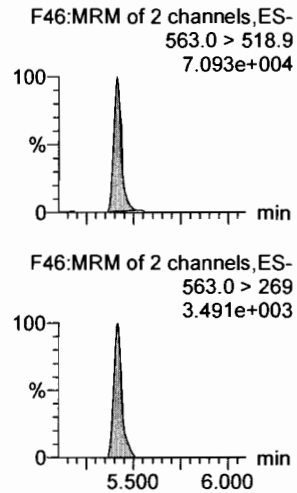

N-MeFOSA

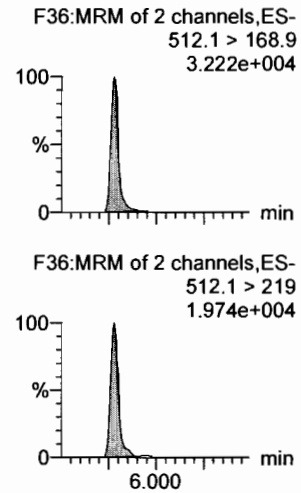

PFTrDA

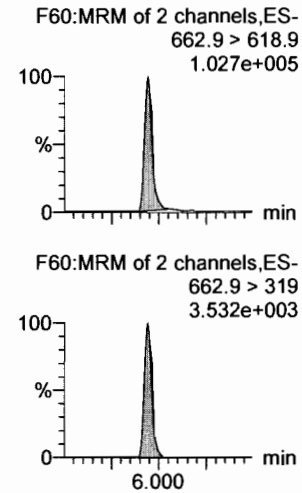

d5-N-EtFOSAA

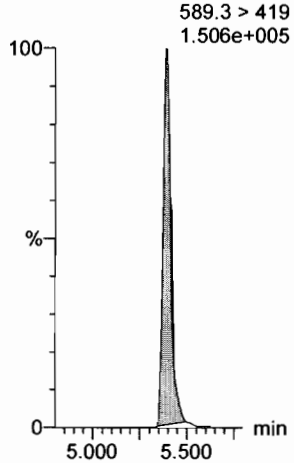

13C2-PFDoA

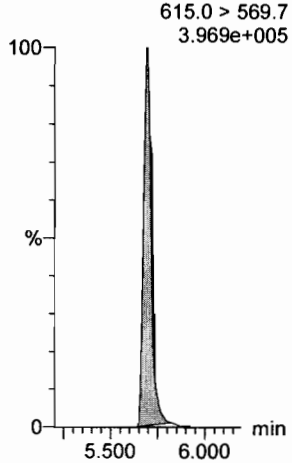

13C8-PFOS

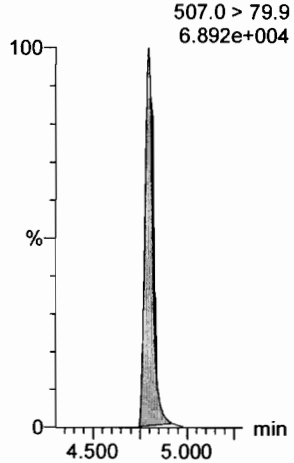

13C2-PFUdA

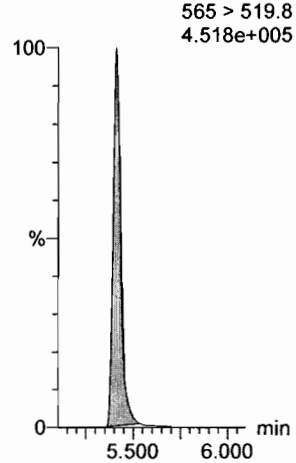

d3-N-MeFOSA

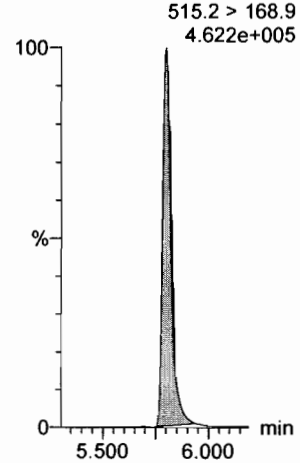

13C2-PFDoA

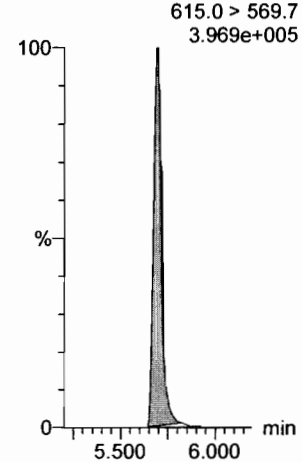

Dataset: F:\Projects\PFAS.PRO\Results\180927M1\180927M1-CRV.qld

Last Altered: Thursday, September 27, 2018 14:49:27 Pacific Daylight Time
Printed: Thursday, September 27, 2018 14:49:45 Pacific Daylight Time

Name: 180927M2_5, Date: 27-Sep-2018, Time: 12:55:15, ID: ST180927M2-4 PFC CS1 18I1704, Description: PFC CS1 18I1704

PFTeDA

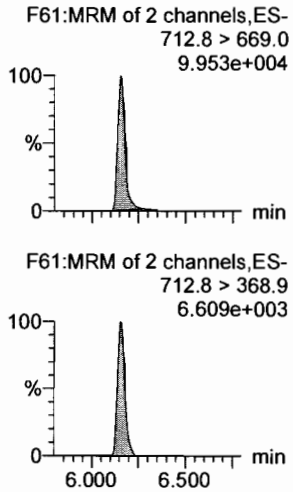

N-EtFOSA

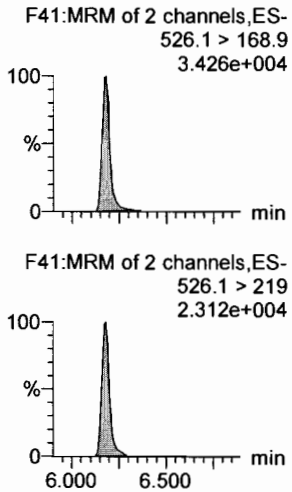

PFHxDA

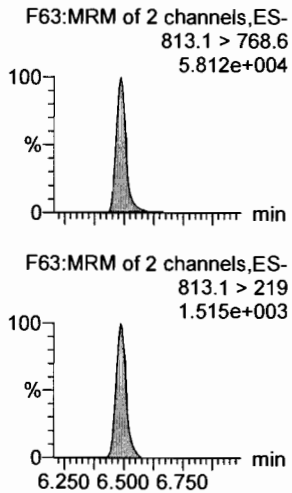

PFODA

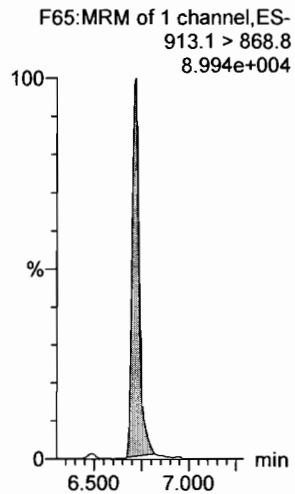

N-MeFOSE

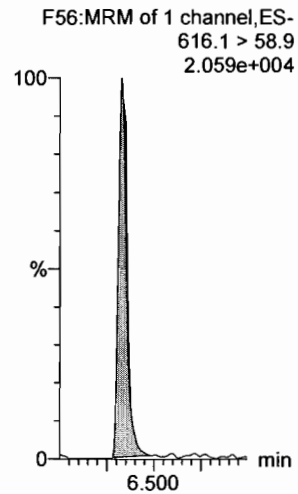

N-EtFOSE

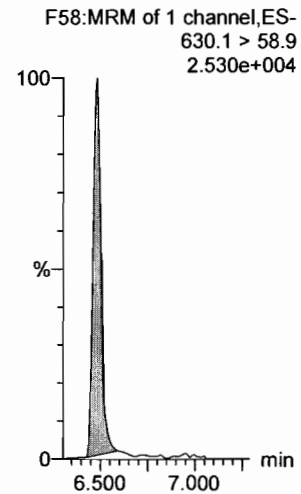

13C2-PFTeDA

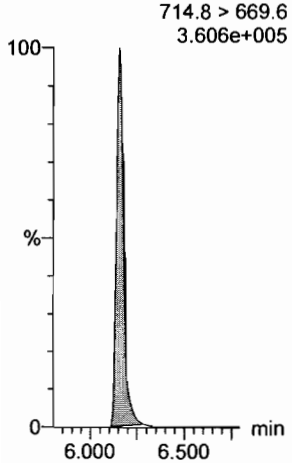

d5-N-ETFOSA

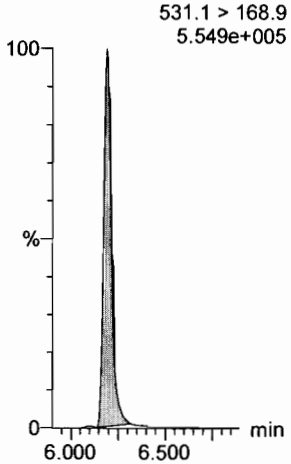

13C2-PFHxDA

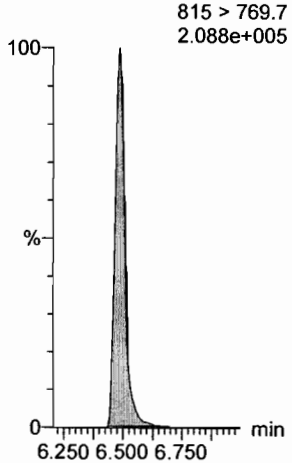

13C2-PFHxDA

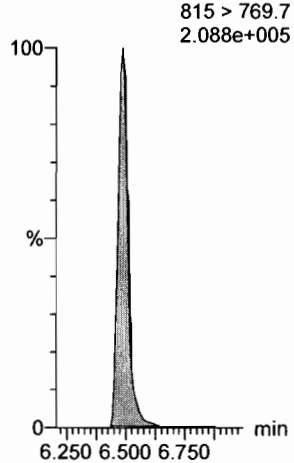

d7-N-MeFOSE

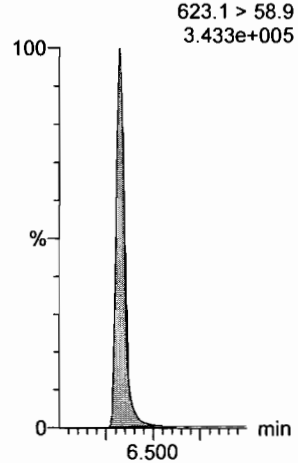

d9-N-EtFOSE

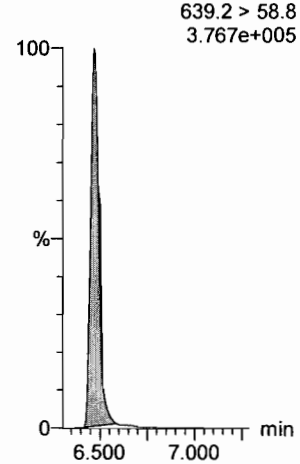

Dataset: F:\Projects\PFAS.PRO\Results\180927M1\180927M1-CRV.qld

Last Altered: Thursday, September 27, 2018 14:49:27 Pacific Daylight Time
Printed: Thursday, September 27, 2018 14:49:45 Pacific Daylight Time

Name: 180927M2_5, Date: 27-Sep-2018, Time: 12:55:15, ID: ST180927M2-4 PFC CS1 18I1704, Description: PFC CS1 18I1704

13C4-PFBA

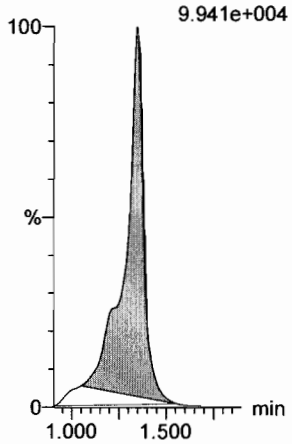

13C5-PFHxA

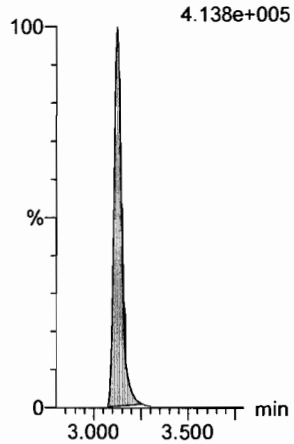

13C3-PFHxS

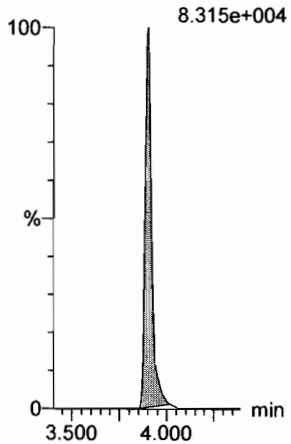

13C8-PFOA

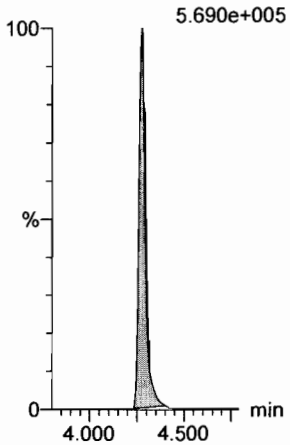

13C9-PFNA

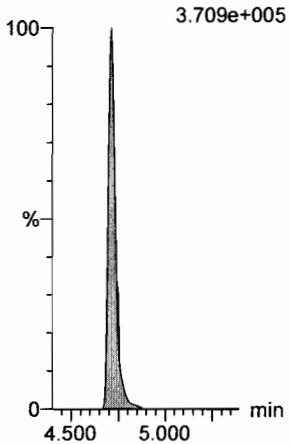

13C4-PFOS

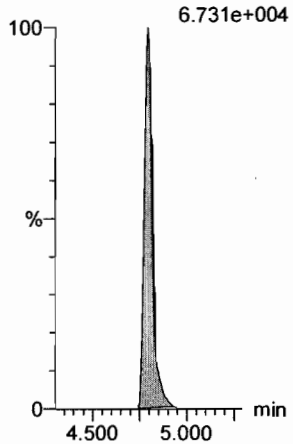

13C6-PFDA

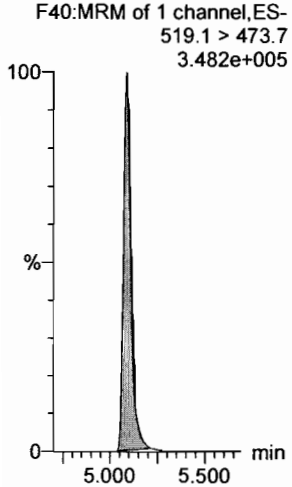

13C7-PFUdA

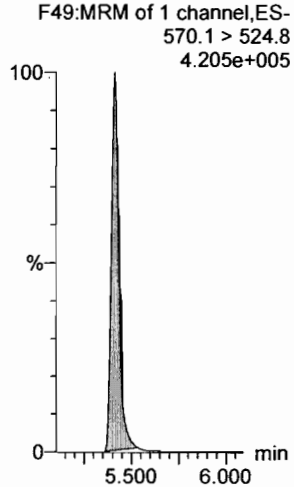

Dataset: F:\Projects\PFAS.PRO\Results\180927M1\180927M1-CRV.qld

Last Altered: Thursday, September 27, 2018 14:49:27 Pacific Daylight Time
Printed: Thursday, September 27, 2018 14:49:45 Pacific Daylight Time

Name: 180927M2_6, Date: 27-Sep-2018, Time: 13:05:47, ID: ST180927M2-5 PFC CS2 18I1705, Description: PFC CS2 18I1705

PFBA
F2:MRM of 1 channel,ES-
213.0 > 168.8
3.749e+004

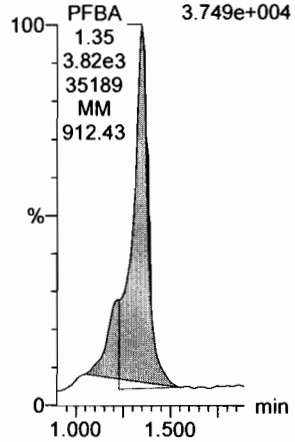

PFPeA
F5:MRM of 1 channel,ES-
263.1 > 218.9
8.891e+004

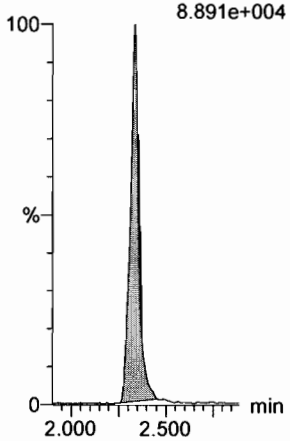

PFBS
F7:MRM of 2 channels,ES-
299.0 > 79.7
2.573e+004

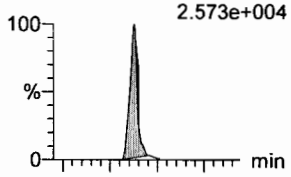

F7:MRM of 2 channels,ES-
299.0 > 99.0
8.833e+003

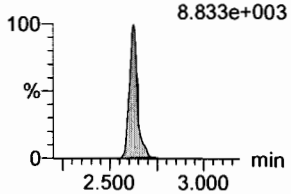

4:2 FTS
F12:MRM of 2 channels,ES-
327.2 > 307.2
2.410e+004

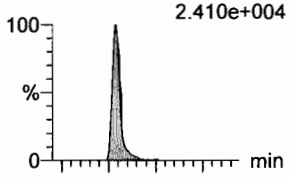

F12:MRM of 2 channels,ES-
327.2 > 81.1
1.227e+004

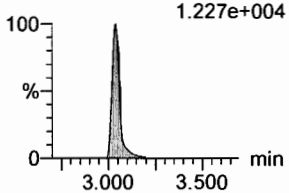

PFHxA
F9:MRM of 2 channels,ES-
313 > 269
1.453e+005

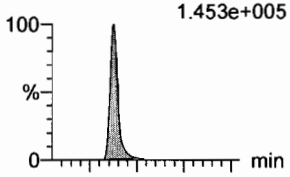

F9:MRM of 2 channels,ES-
313 > 118.9
9.416e+003

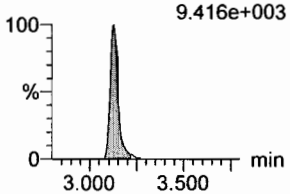

PFPeS
F15:MRM of 2 channels,ES-
349.1 > 80.1
2.124e+004

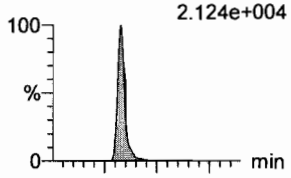

F15:MRM of 2 channels,ES-
349.1 > 99
1.609e+004

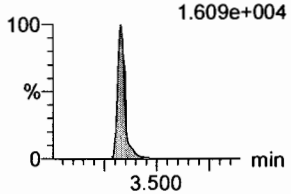

13C3-PFBA
F3:MRM of 1 channel,ES-
216.1 > 171.8
7.834e+004

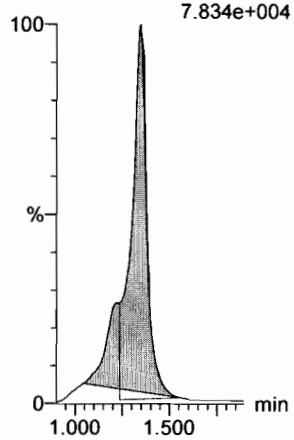

13C3-PFPeA
F6:MRM of 1 channel,ES-
266. > 221.8
2.369e+005

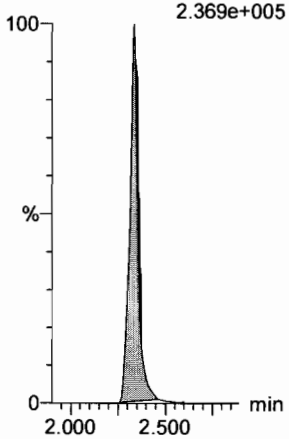

13C3-PFBS
F8:MRM of 1 channel,ES-
302. > 98.8
3.478e+004

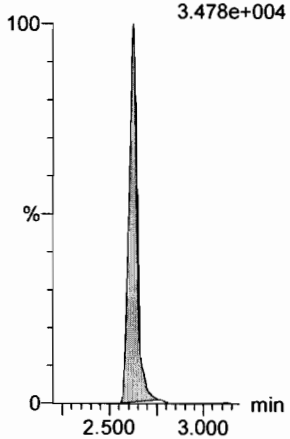

13C2-4:2 FTS
F13:MRM of 1 channel,ES-
329.2 > 308.9
6.582e+004

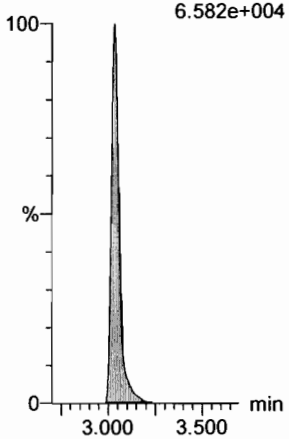

13C2-PFHxA
F10:MRM of 1 channel,ES-
315 > 270
1.633e+005

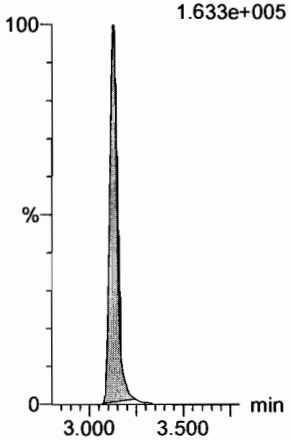

13C3-PFBS
F8:MRM of 1 channel,ES-
302. > 98.8
3.478e+004

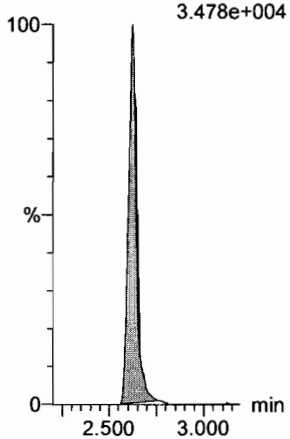

Dataset: F:\Projects\PFAS.PRO\Results\180927M1\180927M1-CRV.qld

Last Altered: Thursday, September 27, 2018 14:49:27 Pacific Daylight Time
Printed: Thursday, September 27, 2018 14:49:45 Pacific Daylight Time

Name: 180927M2_6, Date: 27-Sep-2018, Time: 13:05:47, ID: ST180927M2-5 PFC CS2 18I1705, Description: PFC CS2 18I1705

6:2 FTS

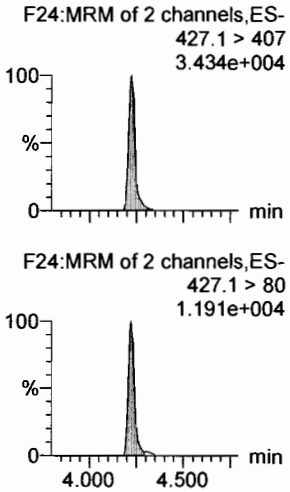

PFHpA

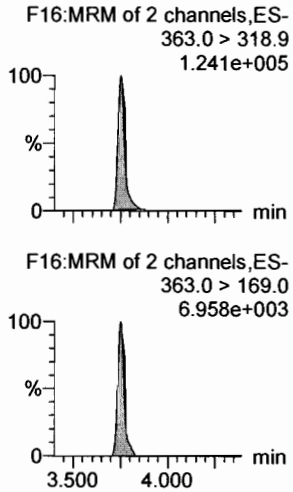

L-PFHxS

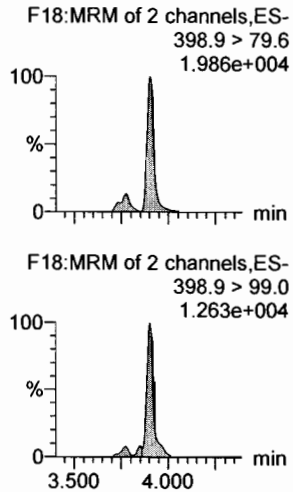

L-PFOA

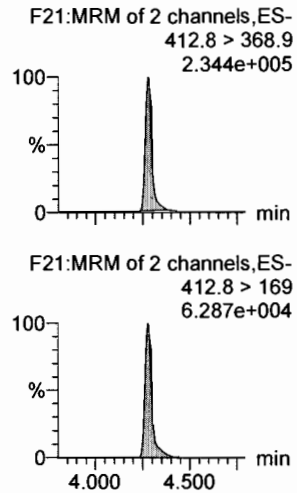

PFHpS

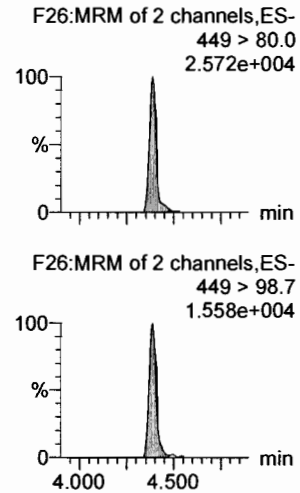

PFNA

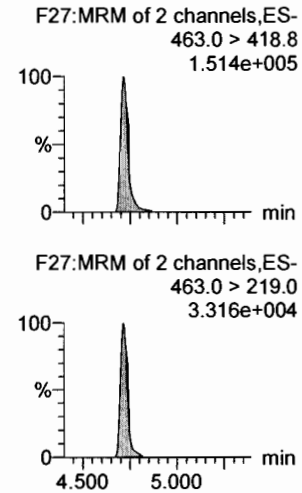

13C2-6:2 FTS

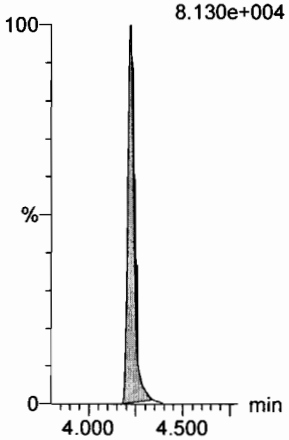

13C4-PFHpA

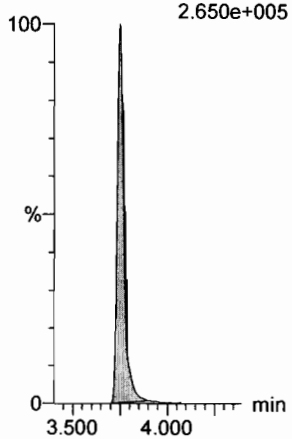

18O2-PFHxS

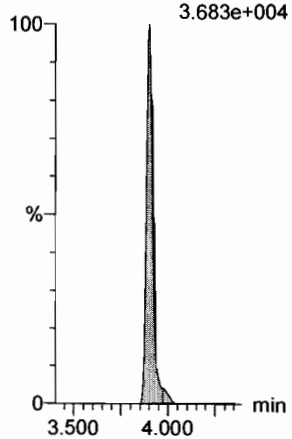

13C2-PFOA



13C8-PFOS

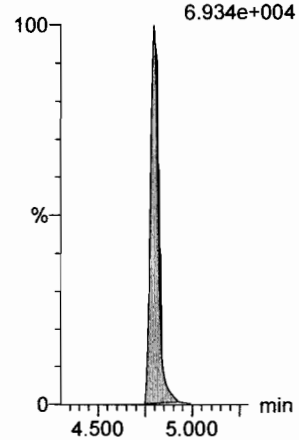

13C5-PFNA

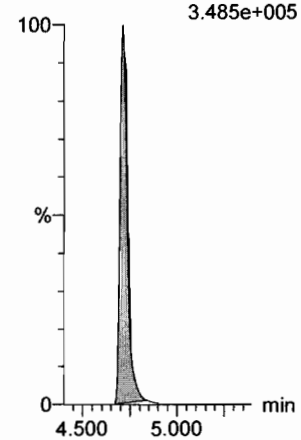

Dataset: F:\Projects\PFAS.PRO\Results\180927M1\180927M1-CRV.qld

Last Altered: Thursday, September 27, 2018 14:49:27 Pacific Daylight Time
Printed: Thursday, September 27, 2018 14:49:45 Pacific Daylight Time

Name: 180927M2_6, Date: 27-Sep-2018, Time: 13:05:47, ID: ST180927M2-5 PFC CS2 18I1705, Description: PFC CS2 18I1705

PFOSA
F30:MRM of 2 channels,ES-
497.9 > 77.9
4.258e+004

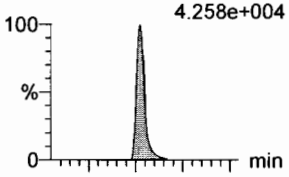

F30:MRM of 2 channels,ES-
497.9 > 169
2.135e+003

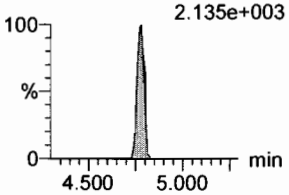

L-PFOS
F32:MRM of 2 channels,ES-
498.9 > 79.9
2.193e+004

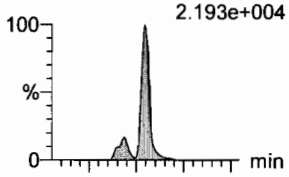

F32:MRM of 2 channels,ES-
498.9 > 99
1.240e+004

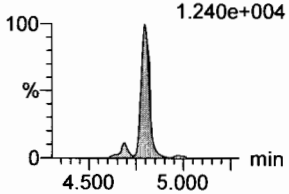

PFDA
F37:MRM of 2 channels,ES-
513 > 468.8
1.573e+005

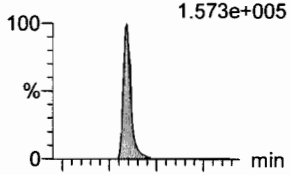

F37:MRM of 2 channels,ES-
513 > 219
2.797e+004

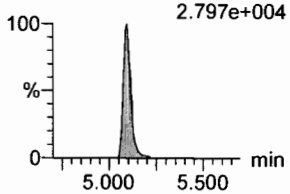

8:2 FTS
F42:MRM of 2 channels,ES-
527 > 506.9
3.168e+004

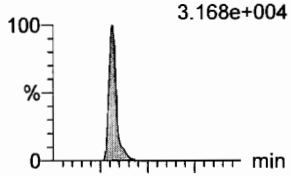

F42:MRM of 2 channels,ES-
527 > 80
1.245e+004

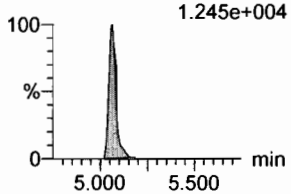

PFNS
F45:MRM of 2 channels,ES-
549.1 > 80.1
1.718e+004

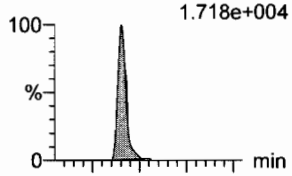

F45:MRM of 2 channels,ES-
549.1 > 99.1
1.161e+004

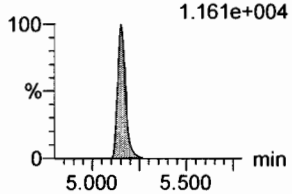

L-MeFOSAA
F48:MRM of 2 channels,ES-
570 > 419
5.574e+004

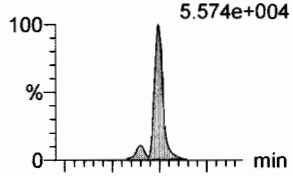

F48:MRM of 2 channels,ES-
570. > 512
2.431e+004

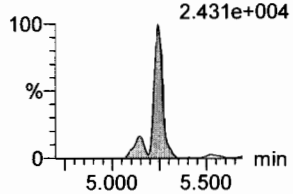

13C8-PFOSA
F34:MRM of 1 channel,ES-
506.1 > 77.7
1.054e+005

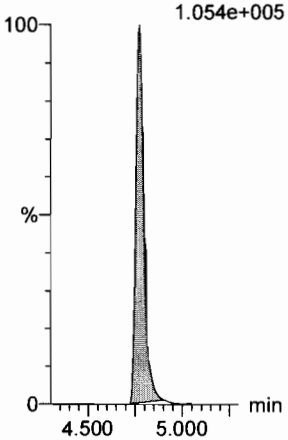

13C8-PFOS
F35:MRM of 1 channel,ES-
507.0 > 79.9
6.934e+004

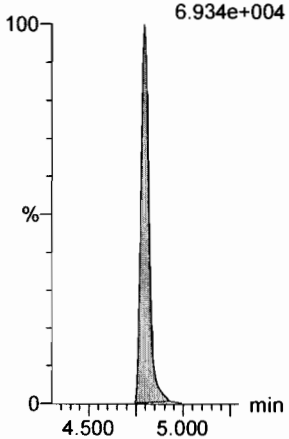

13C2-PFDA
F38:MRM of 1 channel,ES-
515.1 > 469.9
3.468e+005

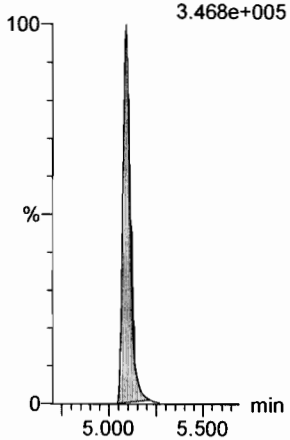

13C2-8:2 FTS
F43:MRM of 1 channel,ES-
529.1 > 508.7
5.215e+004

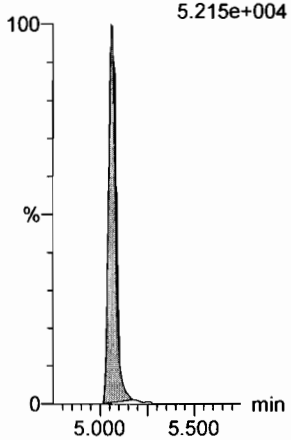

13C8-PFOS
F35:MRM of 1 channel,ES-
507.0 > 79.9
6.934e+004

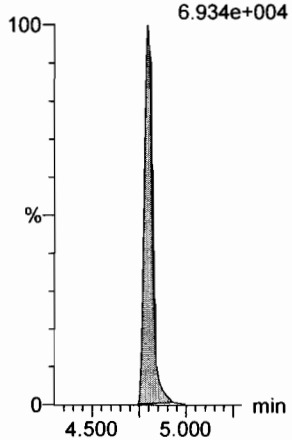

d3-N-MeFOSAA
F50:MRM of 1 channel,ES-
573.3 > 419
1.282e+005

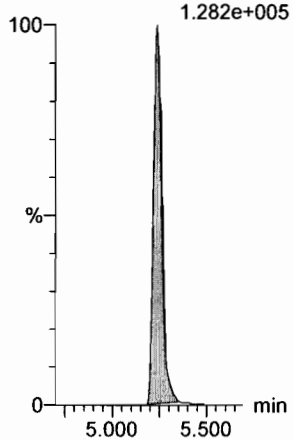

Dataset: F:\Projects\PFAS.PRO\Results\180927M1\180927M1-CRV.qld

Last Altered: Thursday, September 27, 2018 14:49:27 Pacific Daylight Time
Printed: Thursday, September 27, 2018 14:49:45 Pacific Daylight Time

Name: 180927M2_6, Date: 27-Sep-2018, Time: 13:05:47, ID: ST180927M2-5 PFC CS2 18I1705, Description: PFC CS2 18I1705

L-EtFOSAA

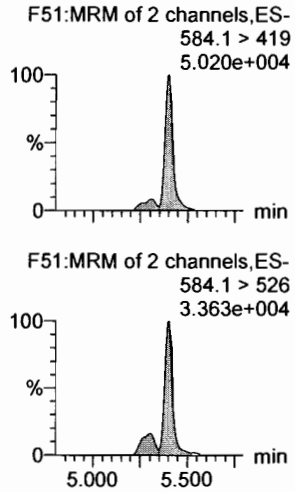

PFDoA

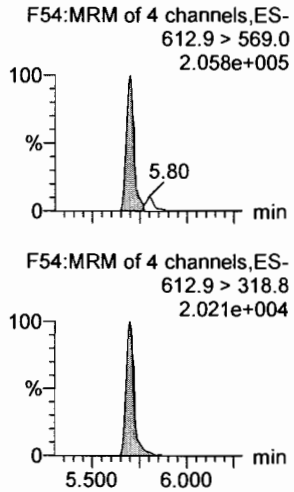

PFDS

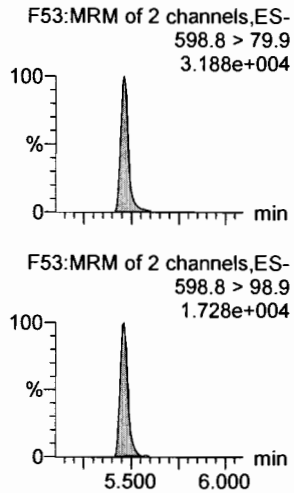

PFUdA

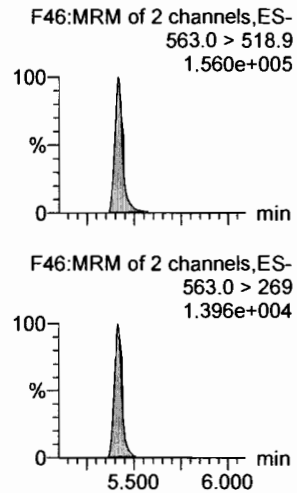

N-MeFOSA

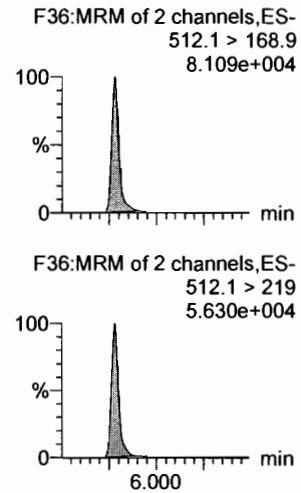

PFTrDA

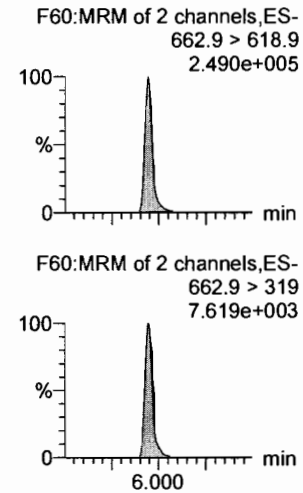

d5-N-EtFOSAA

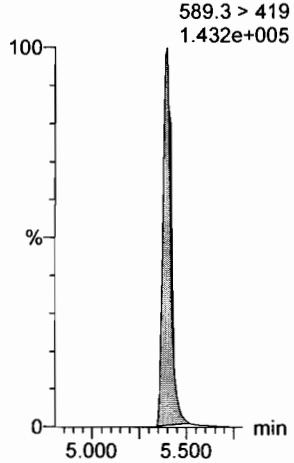

13C2-PFDoA

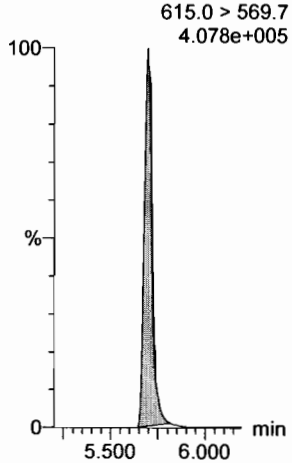

13C8-PFOS

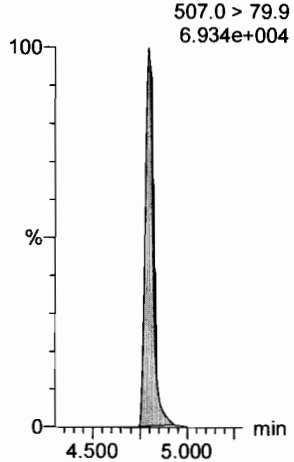

13C2-PFUdA

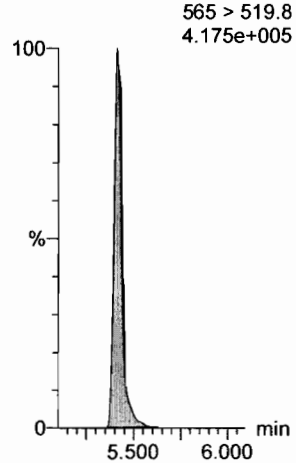

d3-N-MeFOSA

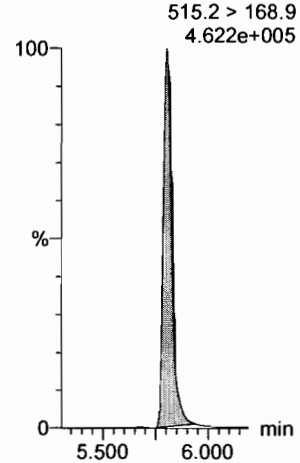

13C2-PFDoA

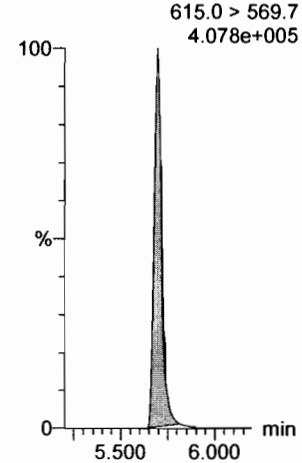

Dataset: F:\Projects\PFAS.PRO\Results\180927M1\180927M1-CRV.qld

Last Altered: Thursday, September 27, 2018 14:49:27 Pacific Daylight Time
Printed: Thursday, September 27, 2018 14:49:45 Pacific Daylight Time

Name: 180927M2_6, Date: 27-Sep-2018, Time: 13:05:47, ID: ST180927M2-5 PFC CS2 18I1705, Description: PFC CS2 18I1705

PFTeDA
F61:MRM of 2 channels,ES-
712.8 > 669.0
2.464e+005

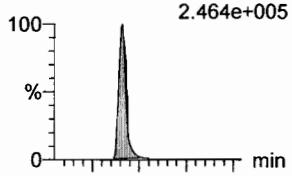

F61:MRM of 2 channels,ES-
712.8 > 368.9
1.705e+004

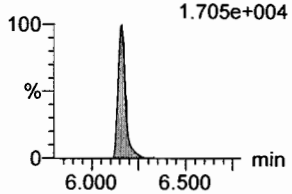

N-EtFOSA
F41:MRM of 2 channels,ES-
526.1 > 168.9
8.215e+004

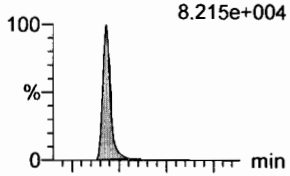

F41:MRM of 2 channels,ES-
526.1 > 219
5.085e+004

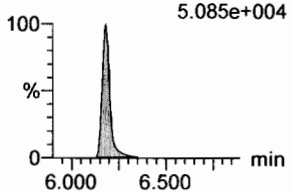

PFHxDA
F63:MRM of 2 channels,ES-
813.1 > 768.6
1.254e+005

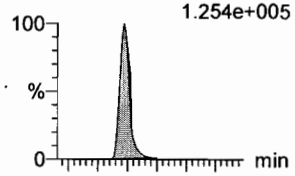

F63:MRM of 2 channels,ES-
813.1 > 219
3.815e+003

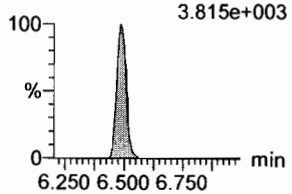

PFODA
F65:MRM of 1 channel,ES-
913.1 > 868.8
2.170e+005

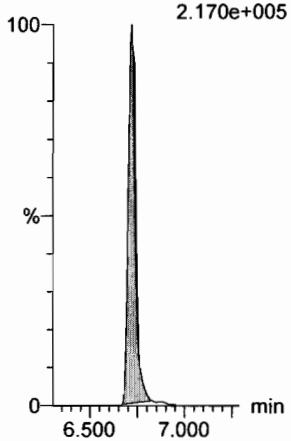

N-MeFOSE
F56:MRM of 1 channel,ES-
616.1 > 58.9
5.258e+004

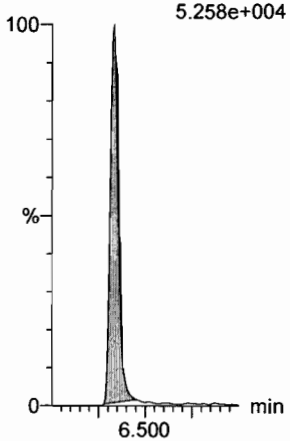

N-EtFOSE
F58:MRM of 1 channel,ES-
630.1 > 58.9
6.050e+004

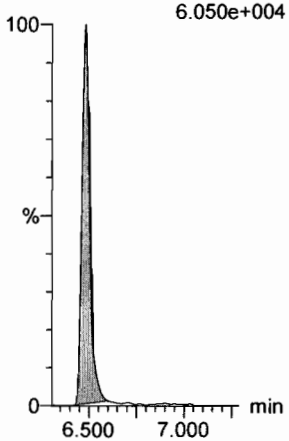

13C2-PFTeDA
F62:MRM of 2 channels,ES-
714.8 > 669.6
3.389e+005

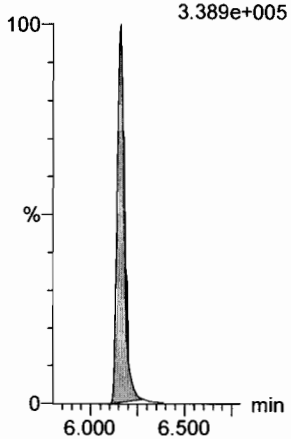

d5-N-ETFOSA
F44:MRM of 1 channel,ES-
531.1 > 168.9
5.530e+005

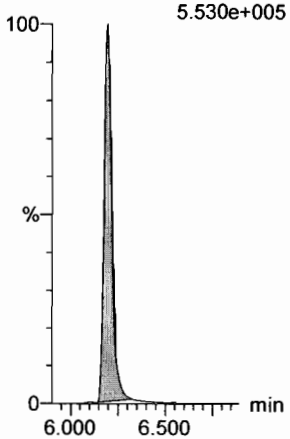

13C2-PFHxDA
F64:MRM of 1 channel,ES-
815 > 769.7
2.067e+005

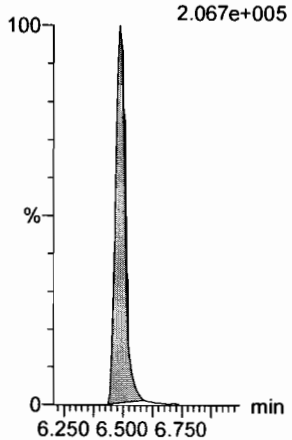

13C2-PFHxDA
F64:MRM of 1 channel,ES-
815 > 769.7
2.067e+005

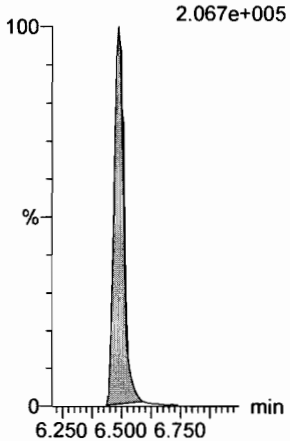

d7-N-MeFOSE
F57:MRM of 1 channel,ES-
623.1 > 58.9
3.557e+005

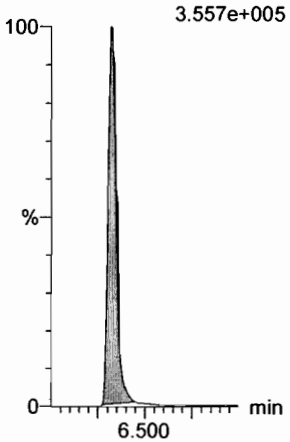

d9-N-EtFOSE
F59:MRM of 1 channel,ES-
639.2 > 58.8
3.765e+005

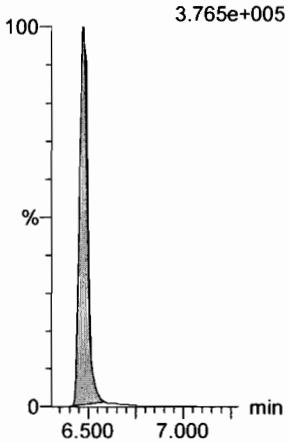

Dataset: F:\Projects\PFAS.PRO\Results\180927M1\180927M1-CRV.qld

Last Altered: Thursday, September 27, 2018 14:49:27 Pacific Daylight Time
Printed: Thursday, September 27, 2018 14:49:45 Pacific Daylight Time

Name: 180927M2_6, Date: 27-Sep-2018, Time: 13:05:47, ID: ST180927M2-5 PFC CS2 18I1705, Description: PFC CS2 18I1705

13C4-PFBA

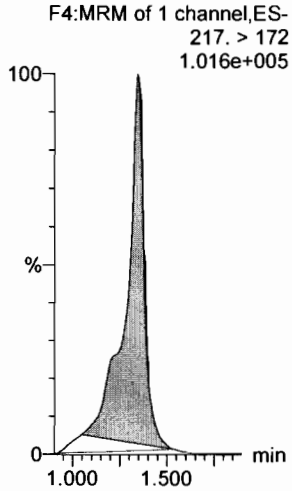

13C5-PFHxA

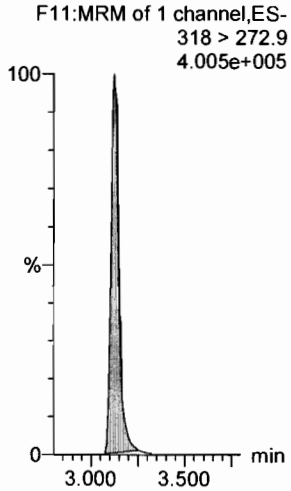

13C3-PFHxS

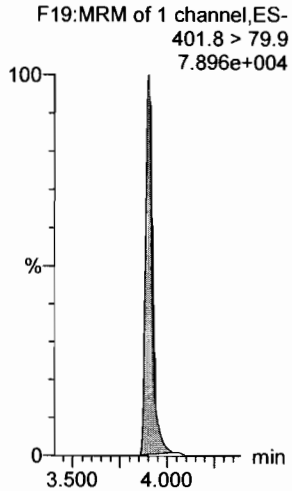

13C8-PFOA

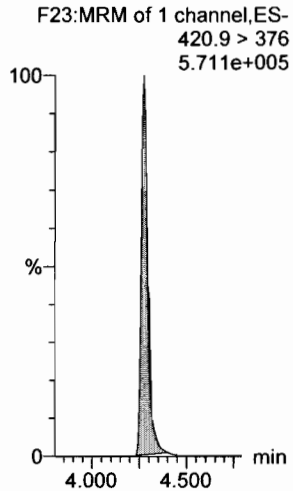

13C9-PFNA

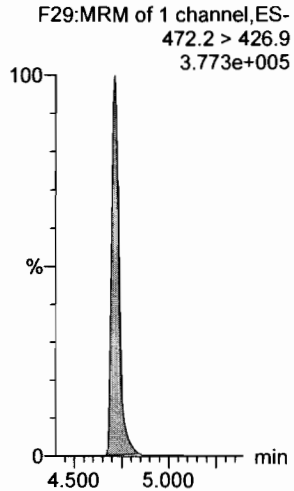

13C4-PFOS

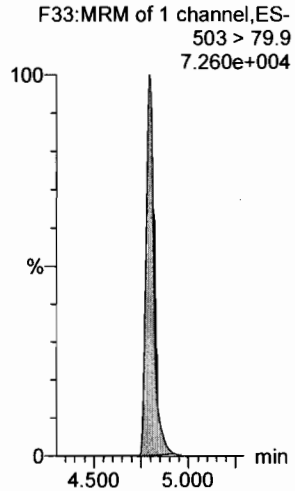

13C6-PFDA

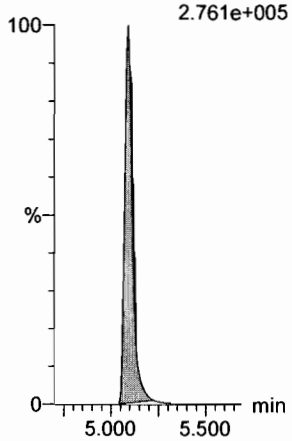

13C7-PFUdA

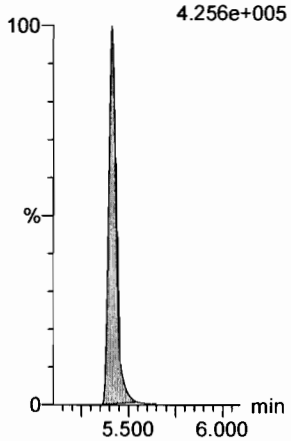

Dataset: F:\Projects\PFAS.PRO\Results\180927M1\180927M1-CRV.qld

Last Altered: Thursday, September 27, 2018 14:49:27 Pacific Daylight Time
Printed: Thursday, September 27, 2018 14:49:45 Pacific Daylight Time

Name: 180927M2_7, Date: 27-Sep-2018, Time: 13:16:25, ID: ST180927M2-6 PFC CS3 18I1706, Description: PFC CS3 18I1706

PFBA
F2:MRM of 1 channel,ES-
213.0 > 168.8
7.556e+004

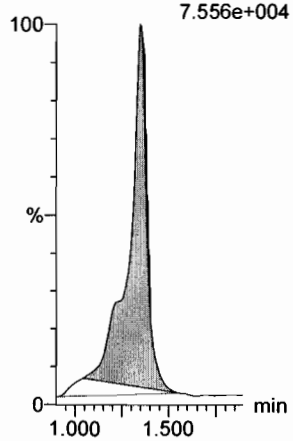

PFPeA
F5:MRM of 1 channel,ES-
263.1 > 218.9
1.863e+005

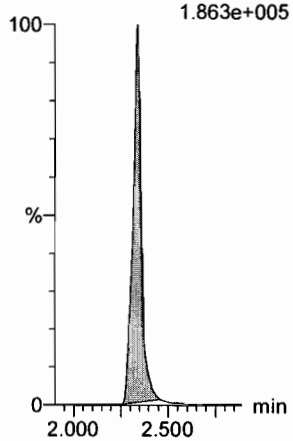

PFBS
F7:MRM of 2 channels,ES-
299.0 > 79.7
4.971e+004

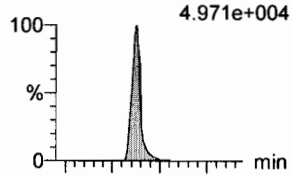

F7:MRM of 2 channels,ES-
299.0 > 99.0
1.831e+004

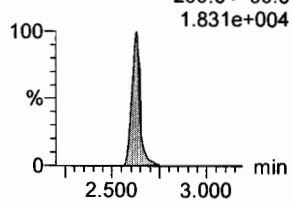

4:2 FTS
F12:MRM of 2 channels,ES-
327.2 > 307.2
4.881e+004

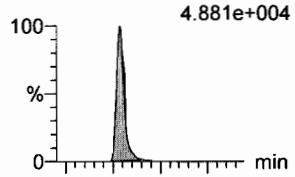

F12:MRM of 2 channels,ES-
327.2 > 81.1
2.580e+004

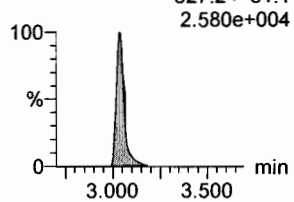

PFHxA
F9:MRM of 2 channels,ES-
313 > 269
2.976e+005

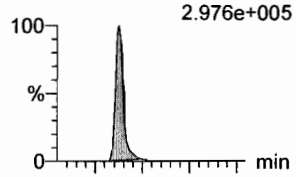

F9:MRM of 2 channels,ES-
313 > 118.9
1.934e+004

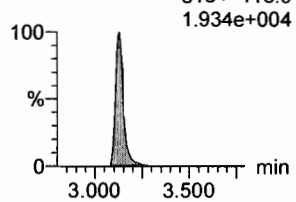

PFPeS
F15:MRM of 2 channels,ES-
349.1 > 80.1
4.275e+004

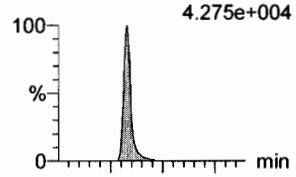

F15:MRM of 2 channels,ES-
349.1 > 99
3.284e+004

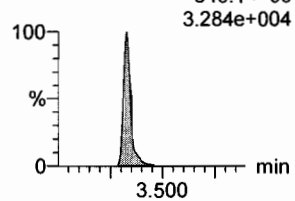

13C3-PFBA
F3:MRM of 1 channel,ES-
216.1 > 171.8
7.893e+004

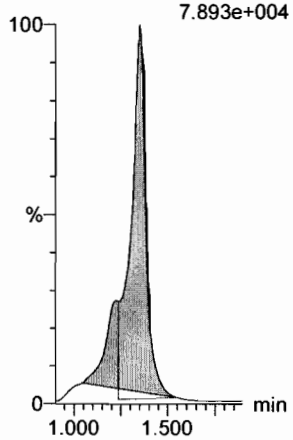

13C3-PFPeA
F6:MRM of 1 channel,ES-
266. > 221.8
2.320e+005

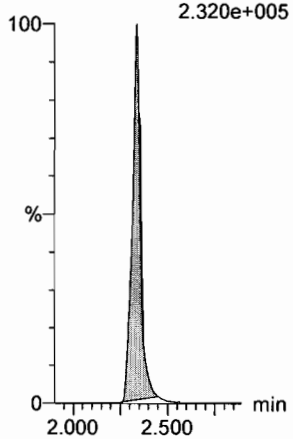

13C3-PFBS
F8:MRM of 1 channel,ES-
302. > 98.8
3.251e+004

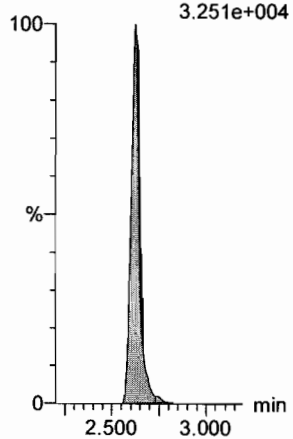

13C2-4:2 FTS
F13:MRM of 1 channel,ES-
329.2 > 308.9
6.878e+004

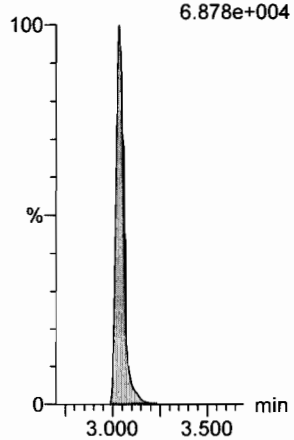

13C2-PFHxA
F10:MRM of 1 channel,ES-
315 > 270
1.540e+005

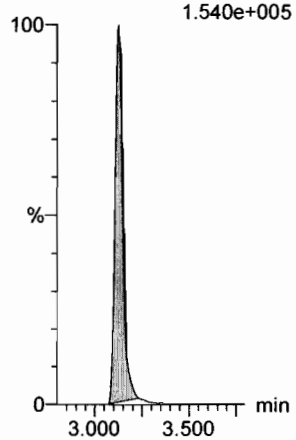

13C3-PFBS
F8:MRM of 1 channel,ES-
302. > 98.8
3.251e+004

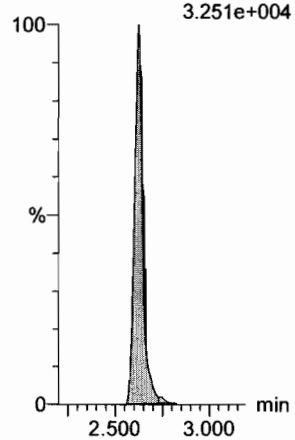

Dataset: F:\Projects\PFAS.PRO\Results\180927M1\180927M1-CRV.qld

Last Altered: Thursday, September 27, 2018 14:49:27 Pacific Daylight Time
Printed: Thursday, September 27, 2018 14:49:45 Pacific Daylight Time

Name: 180927M2_7, Date: 27-Sep-2018, Time: 13:16:25, ID: ST180927M2-6 PFC CS3 18I1706, Description: PFC CS3 18I1706

6:2 FTS

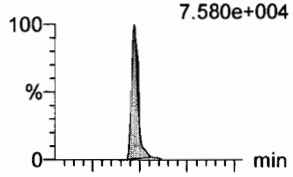

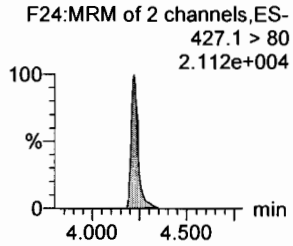

PFHpA

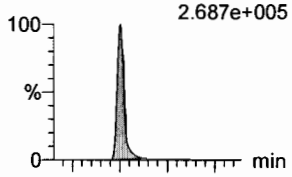

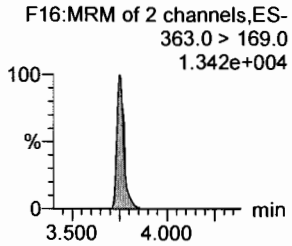

L-PFHxS

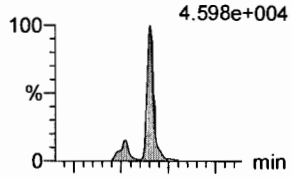

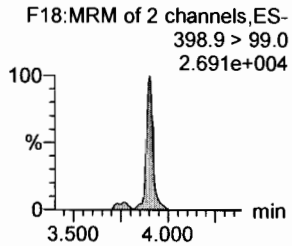

L-PFOA

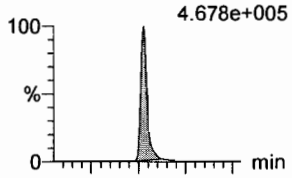

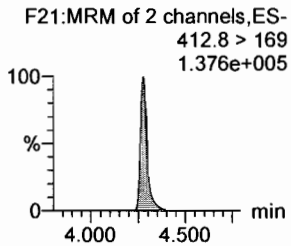

PFHpS

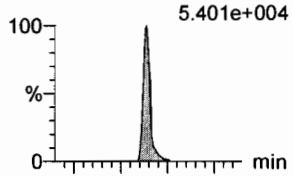

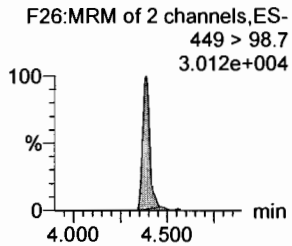

PFNA

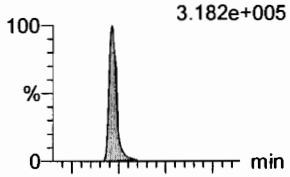

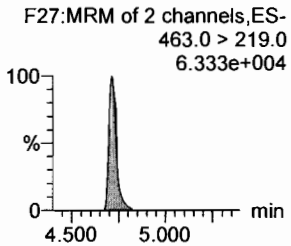

13C2-6:2 FTS

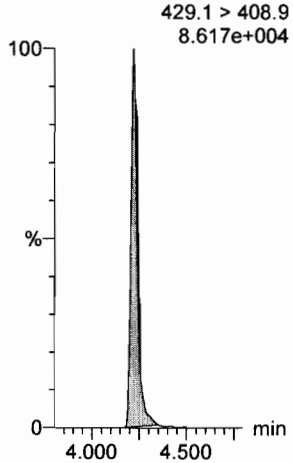

13C4-PFHpA

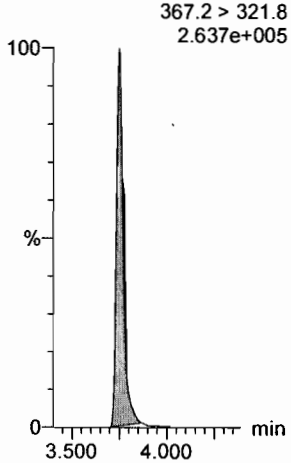

18O2-PFHxS

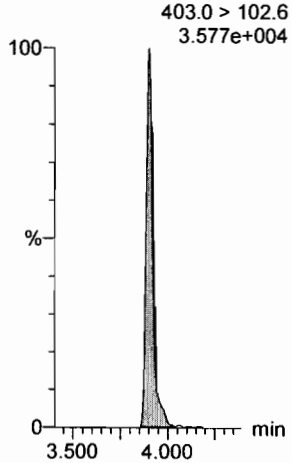

13C2-PFOA

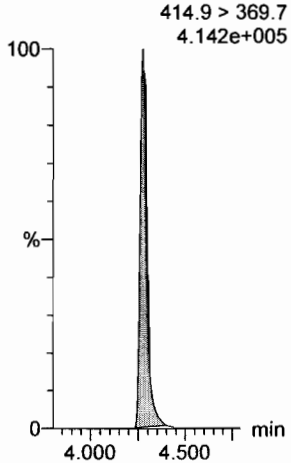

13C8-PFOS

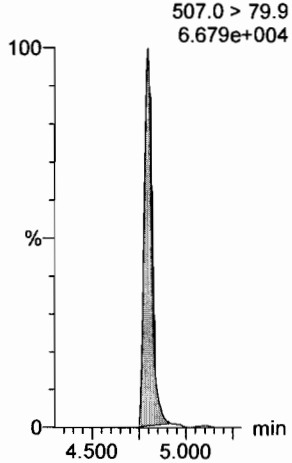

13C5-PFNA

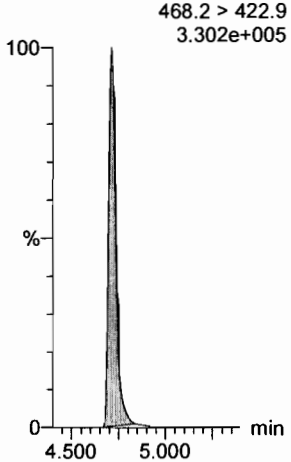

Dataset: F:\Projects\PFAS.PRO\Results\180927M1\180927M1-CRV.qld

Last Altered: Thursday, September 27, 2018 14:49:27 Pacific Daylight Time
Printed: Thursday, September 27, 2018 14:49:45 Pacific Daylight Time

Name: 180927M2_7, Date: 27-Sep-2018, Time: 13:16:25, ID: ST180927M2-6 PFC CS3 18I1706, Description: PFC CS3 18I1706

PFOSA
F30:MRM of 2 channels,ES-
497.9 > 77.9
8.760e+004

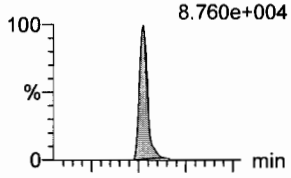

F30:MRM of 2 channels,ES-
497.9 > 169
2.298e+003

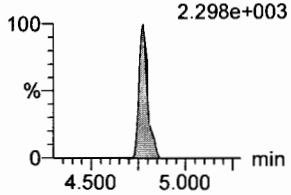

L-PFOS
F32:MRM of 2 channels,ES-
498.9 > 79.9
4.672e+004

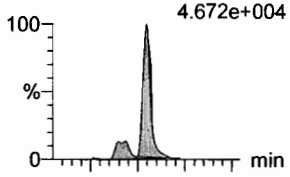

F32:MRM of 2 channels,ES-
498.9 > 99
2.484e+004

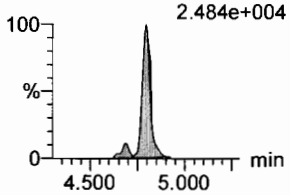

PFDA
F37:MRM of 2 channels,ES-
513 > 468.8
3.385e+005

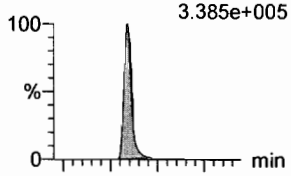

F37:MRM of 2 channels,ES-
513 > 219
5.476e+004

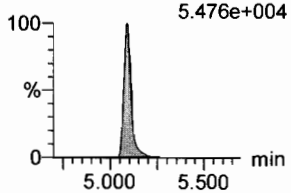

8:2 FTS
F42:MRM of 2 channels,ES-
527 > 506.9
6.385e+004

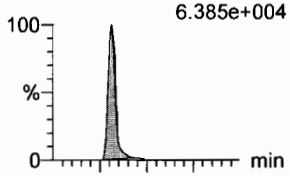

F42:MRM of 2 channels,ES-
527 > 80
2.473e+004

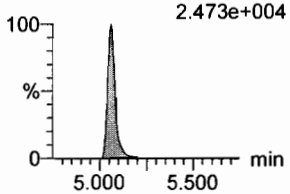

PFNS
F45:MRM of 2 channels,ES-
549.1 > 80.1
3.976e+004

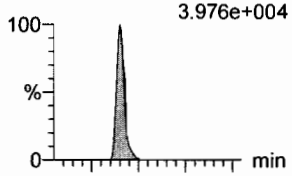

F45:MRM of 2 channels,ES-
549.1 > 99.1
2.483e+004

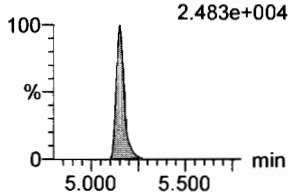

L-MeFOSAA
F48:MRM of 2 channels,ES-
570 > 419
1.320e+005

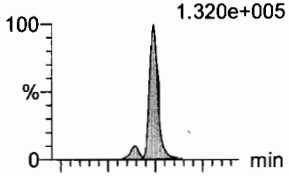

F48:MRM of 2 channels,ES-
570. > 512
4.707e+004

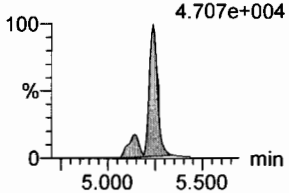

13C8-PFOSA
F34:MRM of 1 channel,ES-
506.1 > 77.7
1.054e+005

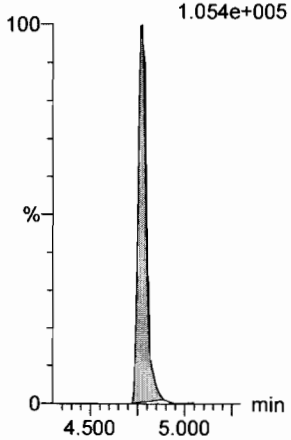

13C8-PFOS
F35:MRM of 1 channel,ES-
507.0 > 79.9
6.679e+004

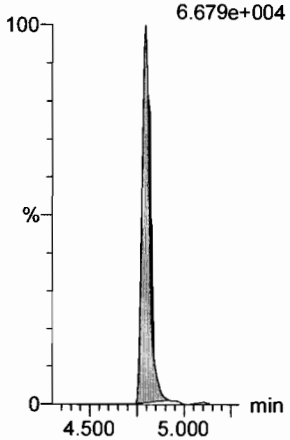

13C2-PFDA
F38:MRM of 1 channel,ES-
515.1 > 469.9
3.123e+005

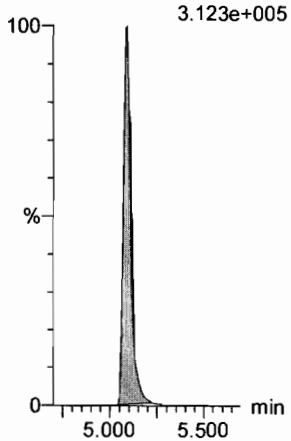

13C2-8:2 FTS
F43:MRM of 1 channel,ES-
529.1 > 508.7
5.327e+004

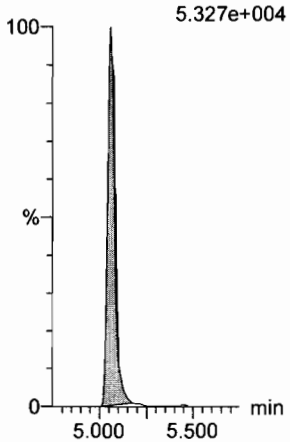

13C8-PFOS
F35:MRM of 1 channel,ES-
507.0 > 79.9
6.679e+004

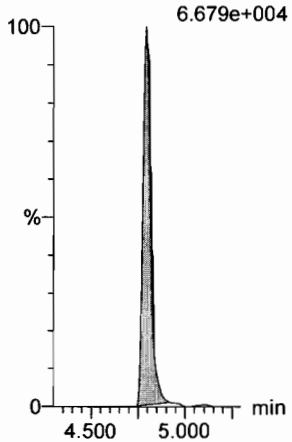

d3-N-MeFOSAA
F50:MRM of 1 channel,ES-
573.3 > 419
1.255e+005

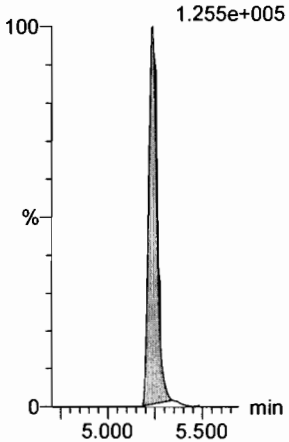

Dataset: F:\Projects\PFAS.PRO\Results\180927M1\180927M1-CRV.qld

Last Altered: Thursday, September 27, 2018 14:49:27 Pacific Daylight Time
Printed: Thursday, September 27, 2018 14:49:45 Pacific Daylight Time

Name: 180927M2_7, Date: 27-Sep-2018, Time: 13:16:25, ID: ST180927M2-6 PFC CS3 18I1706, Description: PFC CS3 18I1706

L-EtFOSAA

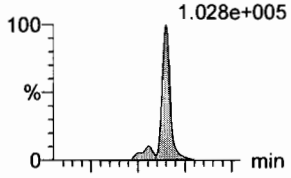

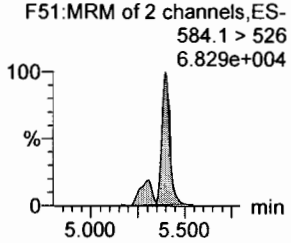

PFDoA

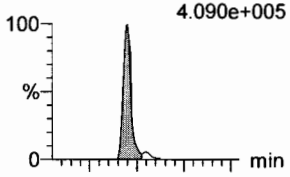

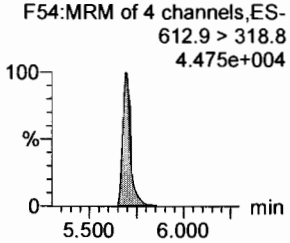

PFDS

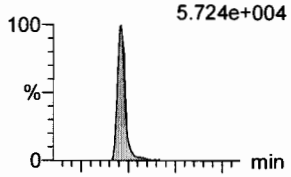

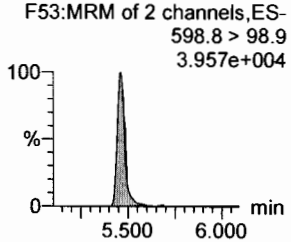

PFUdA

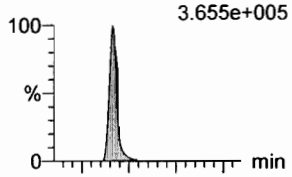

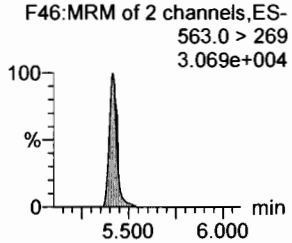

N-MeFOSA

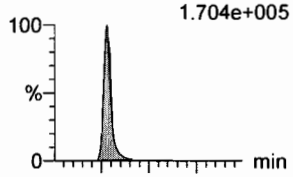

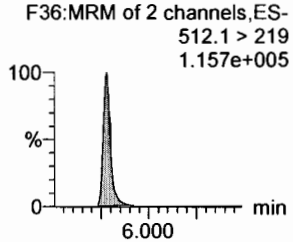

PFTrDA

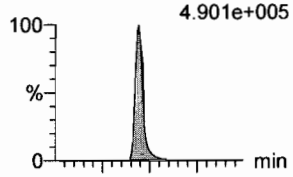

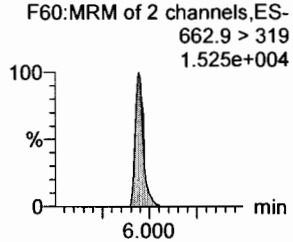

d5-N-EtFOSAA

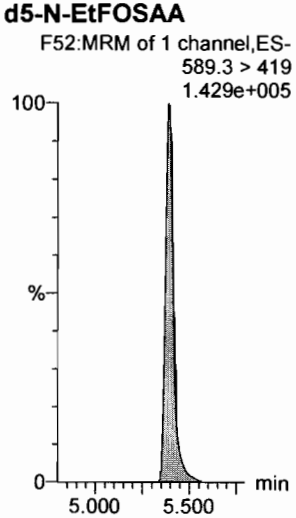

13C2-PFDoA

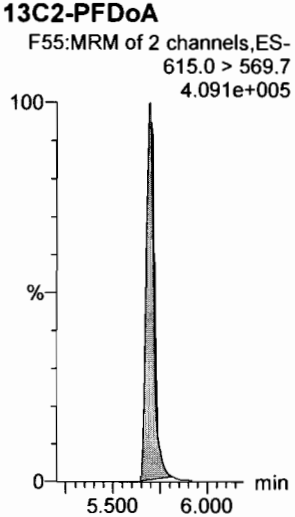

13C8-PFOS

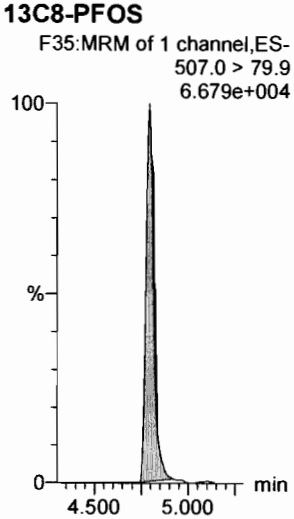

13C2-PFUdA

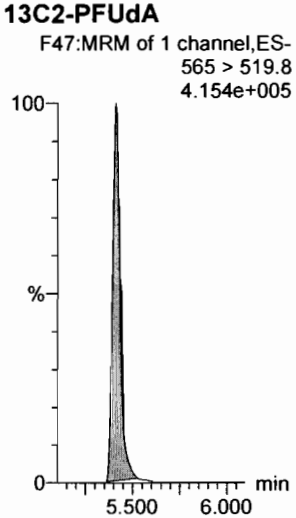

d3-N-MeFOSA

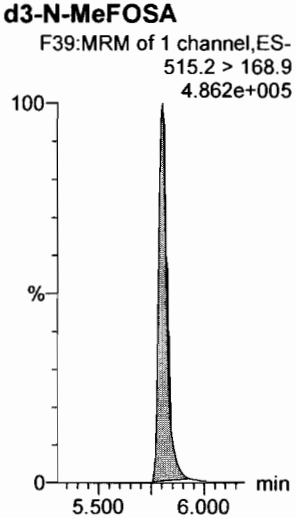

13C2-PFDoA

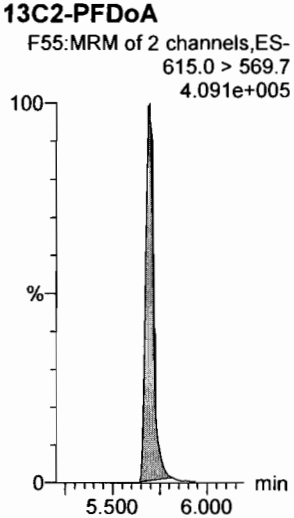

Dataset: F:\Projects\PFAS.PRO\Results\180927M1\180927M1-CRV.qld

Last Altered: Thursday, September 27, 2018 14:49:27 Pacific Daylight Time
Printed: Thursday, September 27, 2018 14:49:45 Pacific Daylight Time

Name: 180927M2_7, Date: 27-Sep-2018, Time: 13:16:25, ID: ST180927M2-6 PFC CS3 18I1706, Description: PFC CS3 18I1706

PFTeDA

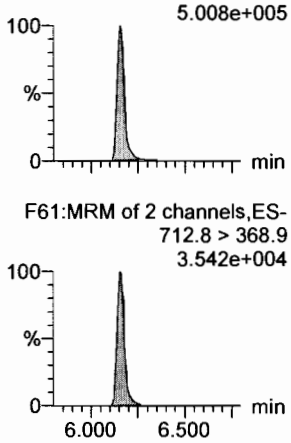

N-EtFOSA

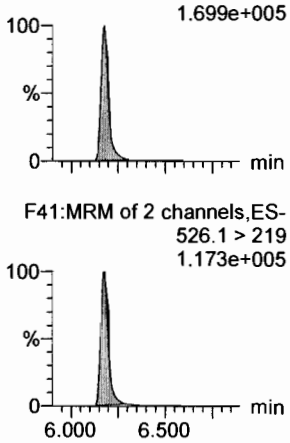

PFHxDA

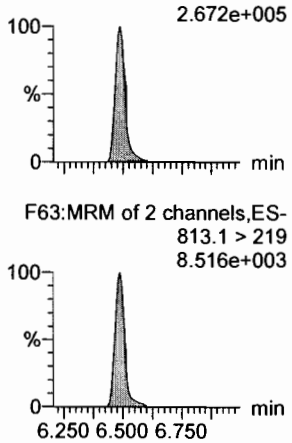

PFODA

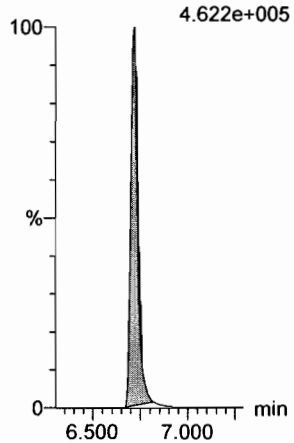

N-MeFOSE

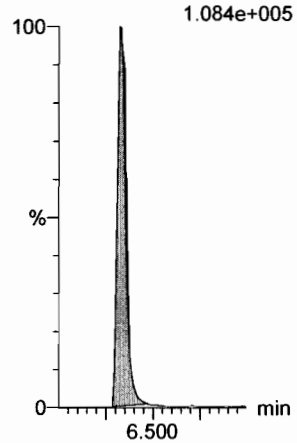

N-EtFOSE

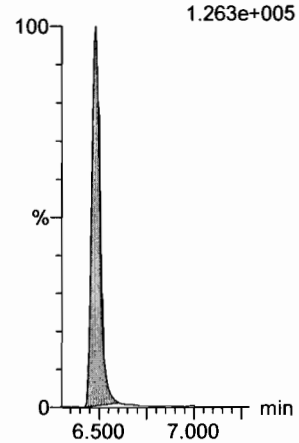

13C2-PFTeDA

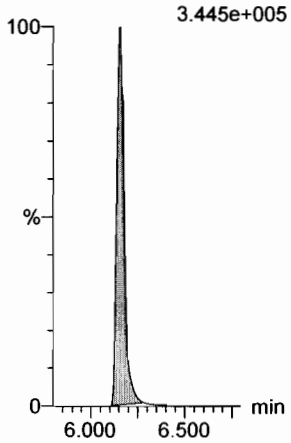

d5-N-ETFOSA

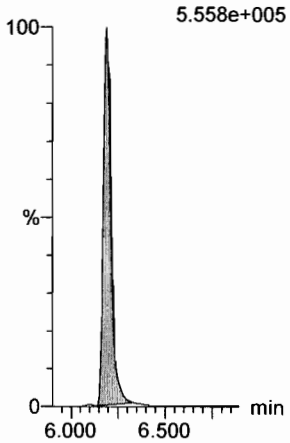

13C2-PFHxDA

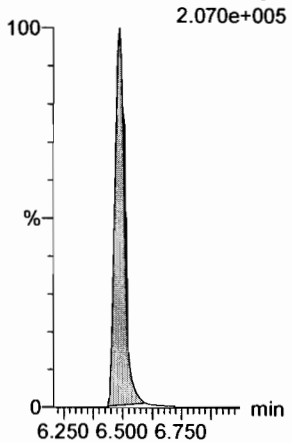

13C2-PFHxDA

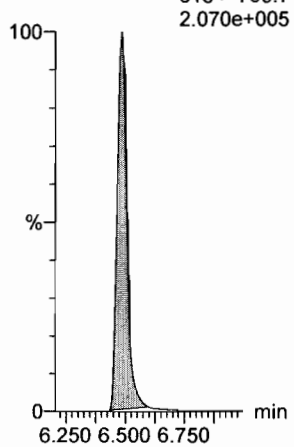

d7-N-MeFOSE

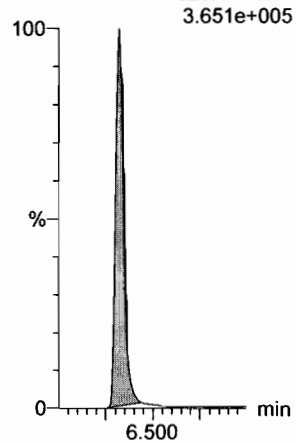

d9-N-EtFOSE

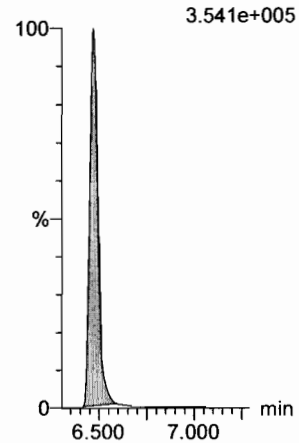

Dataset: F:\Projects\PFAS.PRO\Results\180927M1\180927M1-CRV.qld

Last Altered: Thursday, September 27, 2018 14:49:27 Pacific Daylight Time
Printed: Thursday, September 27, 2018 14:49:45 Pacific Daylight Time

Name: 180927M2_7, Date: 27-Sep-2018, Time: 13:16:25, ID: ST180927M2-6 PFC CS3 18I1706, Description: PFC CS3 18I1706

13C4-PFBA

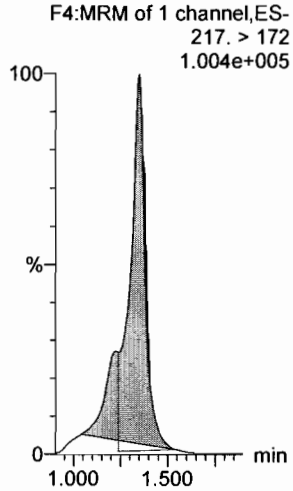

13C5-PFHxA

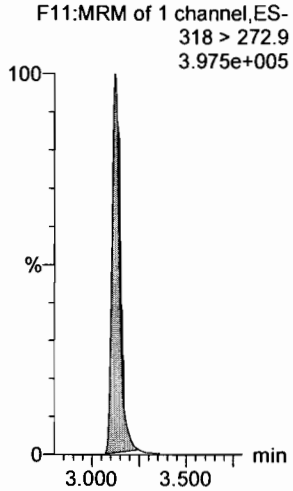

13C3-PFHxS

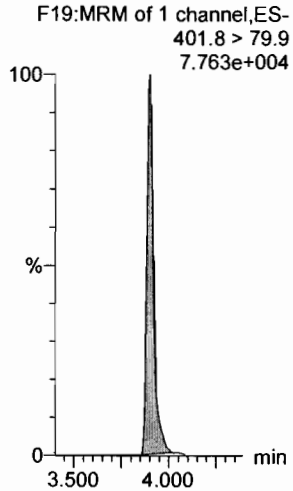

13C8-PFOA

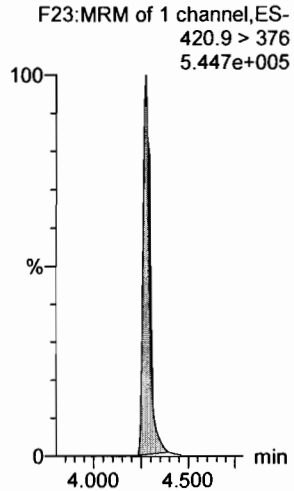

13C9-PFNA

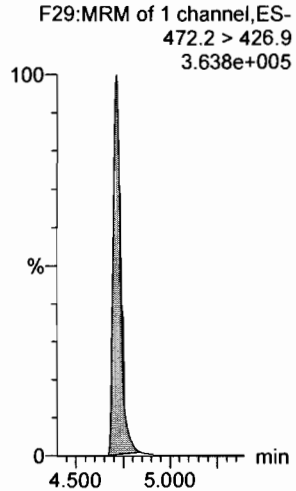

13C4-PFOS

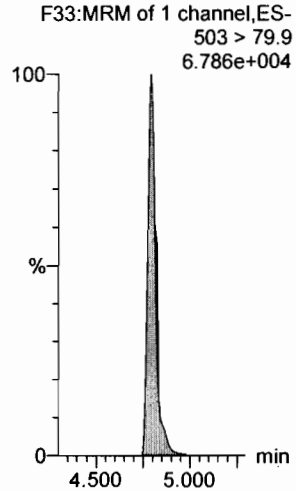

13C6-PFDA

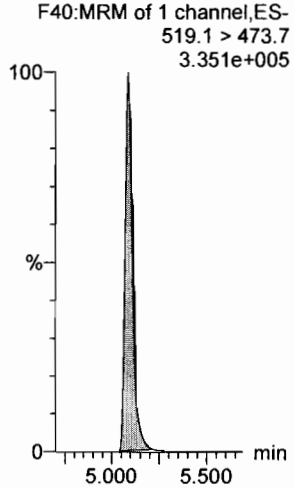

13C7-PFUdA

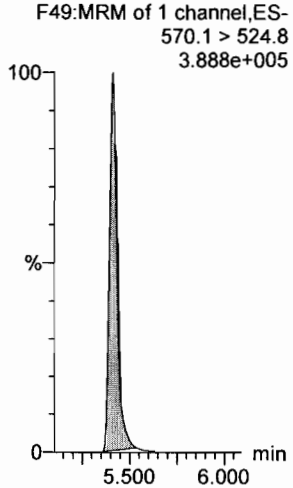

Dataset: F:\Projects\PFAS.PRO\Results\180927M1\180927M1-CRV.qld

Last Altered: Thursday, September 27, 2018 14:49:27 Pacific Daylight Time
Printed: Thursday, September 27, 2018 14:49:45 Pacific Daylight Time

Name: 180927M2_8, Date: 27-Sep-2018, Time: 13:26:57, ID: ST180927M2-7 PFC CS4 18I1707, Description: PFC CS4 18I1707

PFBA
F2:MRM of 1 channel,ES-
213.0 > 168.8
3.632e+005

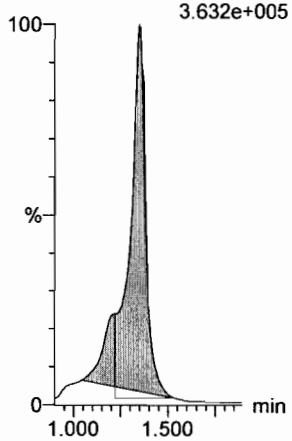

PFPeA
F5:MRM of 1 channel,ES-
263.1 > 218.9
8.895e+005

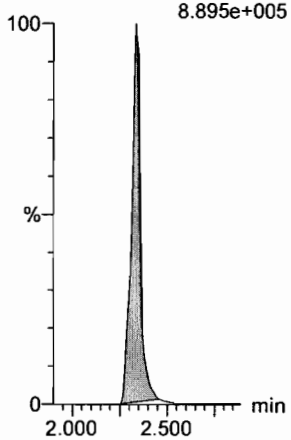

PFBS
F7:MRM of 2 channels,ES-
299.0 > 79.7
2.473e+005

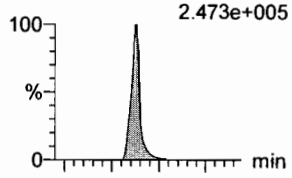

F7:MRM of 2 channels,ES-
299.0 > 99.0
8.502e+004

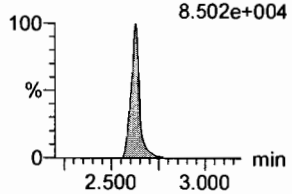

4:2 FTS
F12:MRM of 2 channels,ES-
327.2 > 307.2
2.402e+005

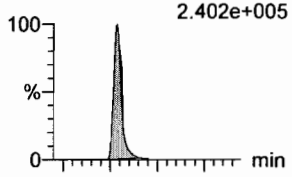

F12:MRM of 2 channels,ES-
327.2 > 81.1
1.231e+005

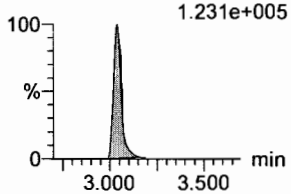

PFHxA
F9:MRM of 2 channels,ES-
313 > 269
1.457e+006

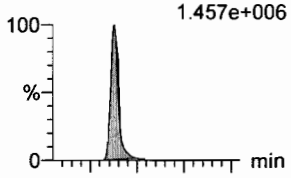

F9:MRM of 2 channels,ES-
313 > 118.9
9.231e+004

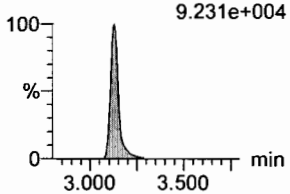

PFPeS
F15:MRM of 2 channels,ES-
349.1 > 80.1
2.142e+005

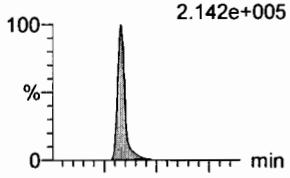

F15:MRM of 2 channels,ES-
349.1 > 99
1.598e+005

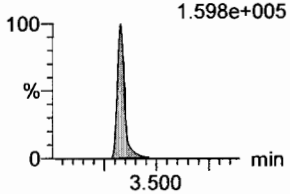

13C3-PFBA
F3:MRM of 1 channel,ES-
216.1 > 171.8
7.854e+004

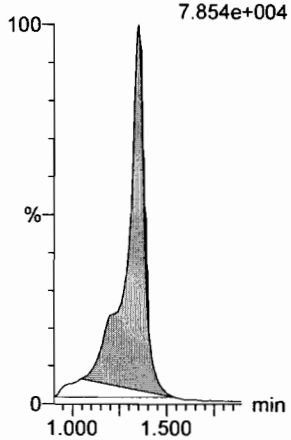

13C3-PFPeA
F6:MRM of 1 channel,ES-
266. > 221.8
2.257e+005

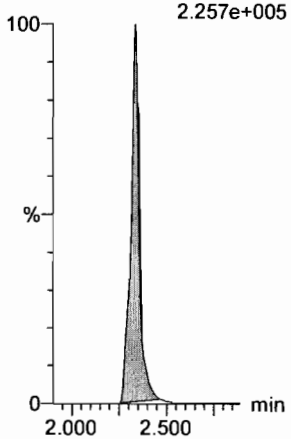

13C3-PFBS
F8:MRM of 1 channel,ES-
302. > 98.8
3.287e+004

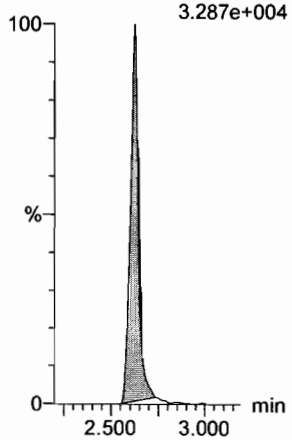

13C2-4:2 FTS
F13:MRM of 1 channel,ES-
329.2 > 308.9
7.391e+004

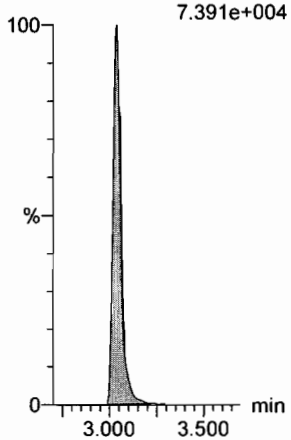

13C2-PFHxA
F10:MRM of 1 channel,ES-
315 > 270
1.576e+005

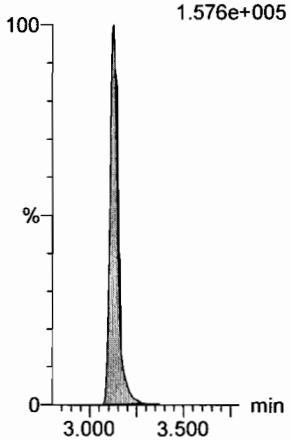

13C3-PFBS
F8:MRM of 1 channel,ES-
302. > 98.8
3.287e+004

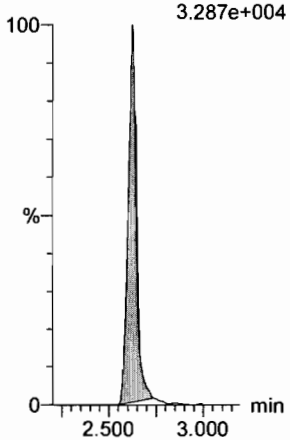

Dataset: F:\Projects\PFAS.PRO\Results\180927M1\180927M1-CRV.qld

Last Altered: Thursday, September 27, 2018 14:49:27 Pacific Daylight Time
Printed: Thursday, September 27, 2018 14:49:45 Pacific Daylight Time

Name: 180927M2_8, Date: 27-Sep-2018, Time: 13:26:57, ID: ST180927M2-7 PFC CS4 18I1707, Description: PFC CS4 18I1707

6:2 FTS

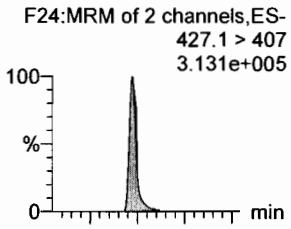

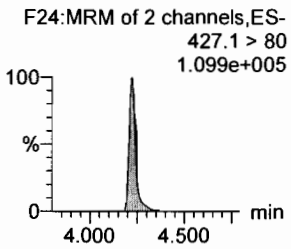

PFHpA

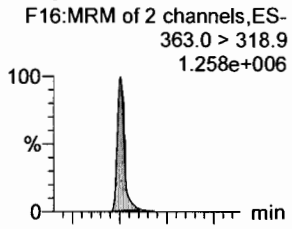

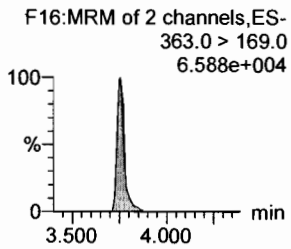

L-PFHxS

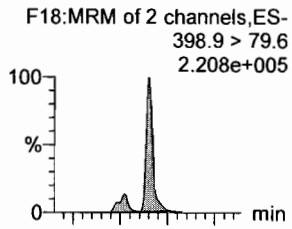

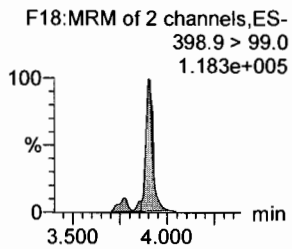

L-PFOA

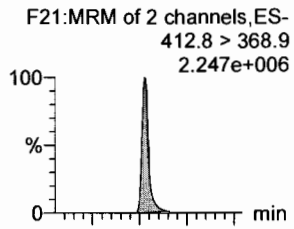

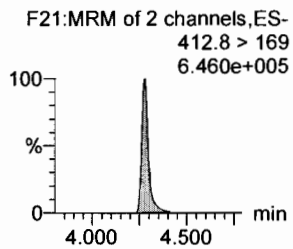

PFHpS

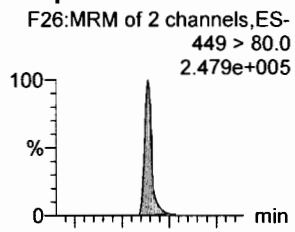

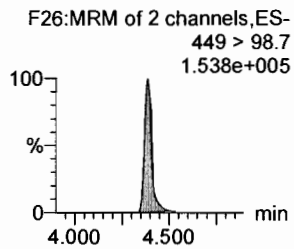

PFNA

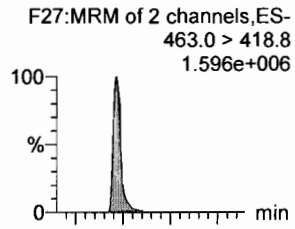

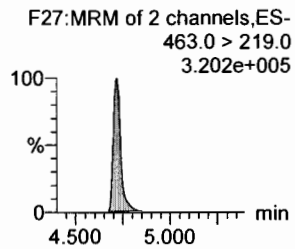

13C2-6:2 FTS

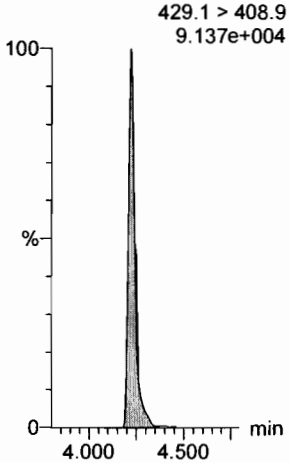

13C4-PFHpA

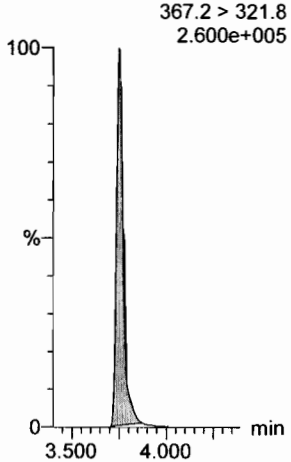

18O2-PFHxS

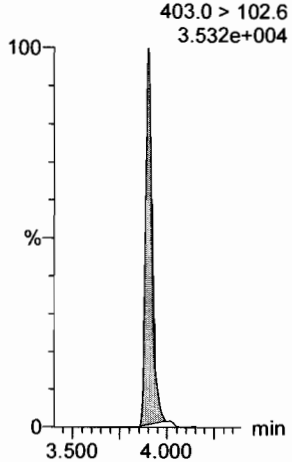

13C2-PFOA

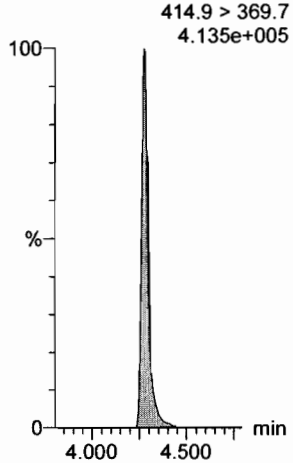

13C8-PFOS

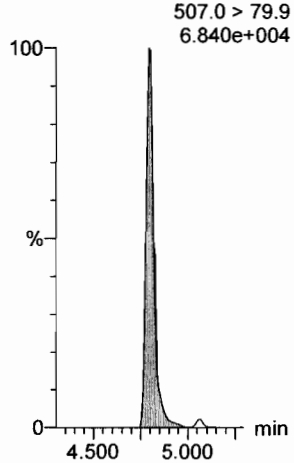

13C5-PFNA

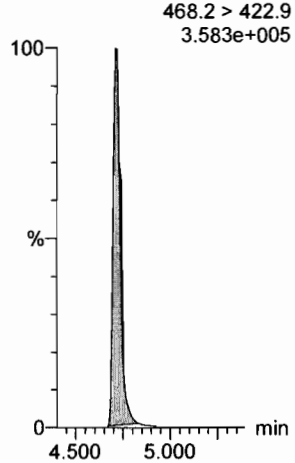

Dataset: F:\Projects\PFAS.PRO\Results\180927M1\180927M1-CRV.qld

Last Altered: Thursday, September 27, 2018 14:49:27 Pacific Daylight Time
Printed: Thursday, September 27, 2018 14:49:45 Pacific Daylight Time

Name: 180927M2_8, Date: 27-Sep-2018, Time: 13:26:57, ID: ST180927M2-7 PFC CS4 18I1707, Description: PFC CS4 18I1707

PFOSA
F30:MRM of 2 channels,ES-
497.9 > 77.9
4.281e+005

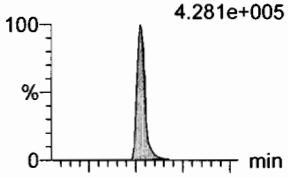

L-PFOS
F32:MRM of 2 channels,ES-
498.9 > 79.9
2.092e+005

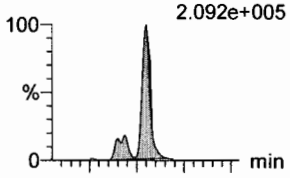

PFDA
F37:MRM of 2 channels,ES-
513 > 468.8
1.578e+006

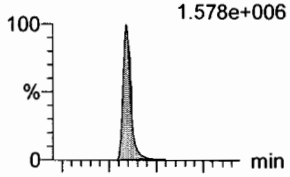

8:2 FTS
F42:MRM of 2 channels,ES-
527 > 506.9
3.010e+005

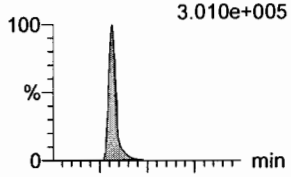

PFNS
F45:MRM of 2 channels,ES-
549.1 > 80.1
1.792e+005

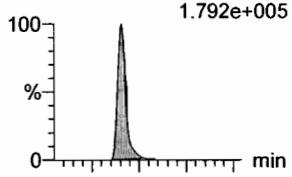

L-MeFOSAA
F48:MRM of 2 channels,ES-
570 > 419
6.299e+005

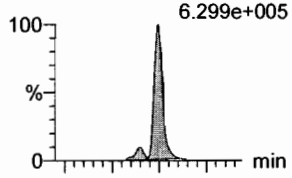

F30:MRM of 2 channels,ES-
497.9 > 169
1.326e+004

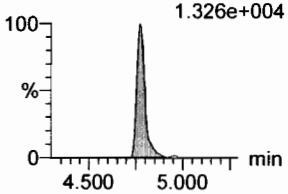

F32:MRM of 2 channels,ES-
498.9 > 99
1.242e+005

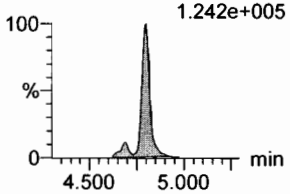

F37:MRM of 2 channels,ES-
513 > 219
2.304e+005

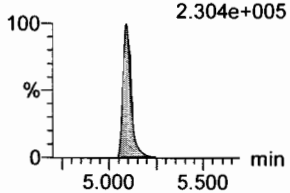

F42:MRM of 2 channels,ES-
527 > 80
1.163e+005

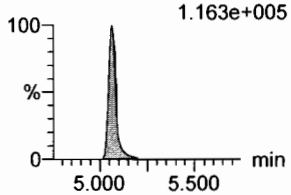

F45:MRM of 2 channels,ES-
549.1 > 99.1
1.177e+005

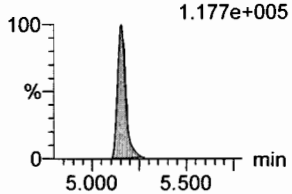

F48:MRM of 2 channels,ES-
570. > 512
2.268e+005

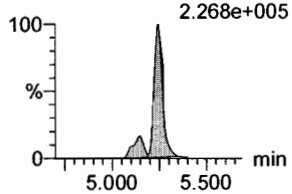

13C8-PFOSA
F34:MRM of 1 channel,ES-
506.1 > 77.7
1.048e+005

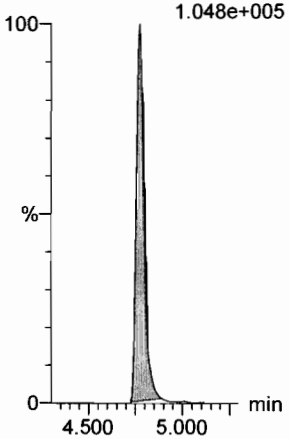

13C8-PFOS
F35:MRM of 1 channel,ES-
507.0 > 79.9
6.840e+004

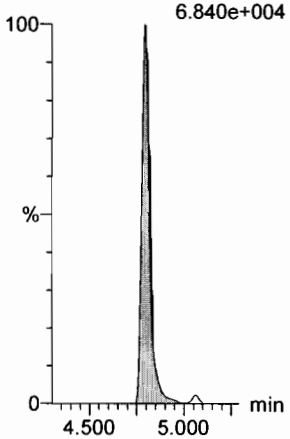

13C2-PFDA
F38:MRM of 1 channel,ES-
515.1 > 469.9
3.117e+005

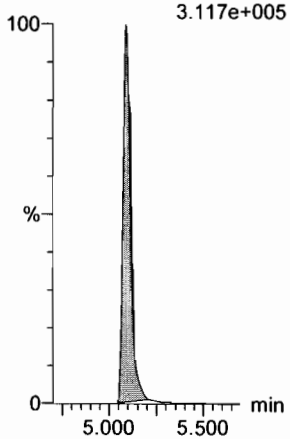

13C2-8:2 FTS
F43:MRM of 1 channel,ES-
529.1 > 508.7
5.744e+004

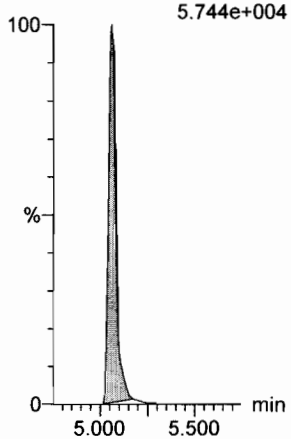

13C8-PFOS
F35:MRM of 1 channel,ES-
507.0 > 79.9
6.840e+004

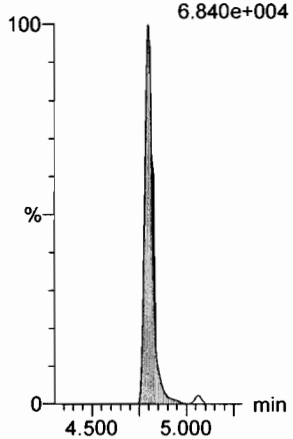

d3-N-MeFOSAA
F50:MRM of 1 channel,ES-
573.3 > 419
1.274e+005

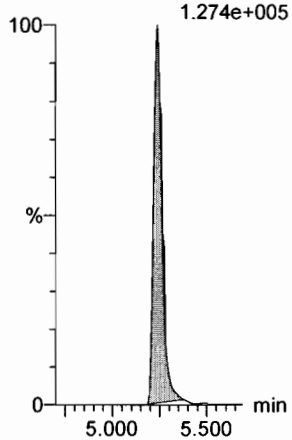

Dataset: F:\Projects\PFAS.PRO\Results\180927M1\180927M1-CRV.qld

Last Altered: Thursday, September 27, 2018 14:49:27 Pacific Daylight Time
Printed: Thursday, September 27, 2018 14:49:45 Pacific Daylight Time

Name: 180927M2_8, Date: 27-Sep-2018, Time: 13:26:57, ID: ST180927M2-7 PFC CS4 18I1707, Description: PFC CS4 18I1707

L-EtFOSAA

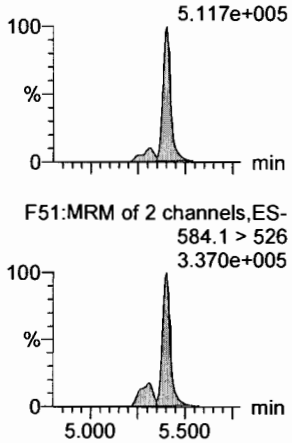

PFDoA

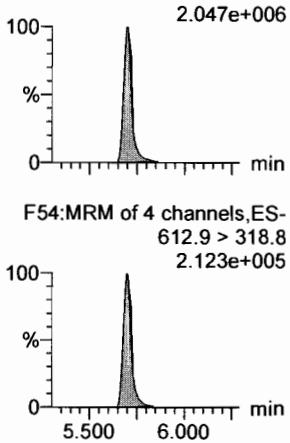

PFDS

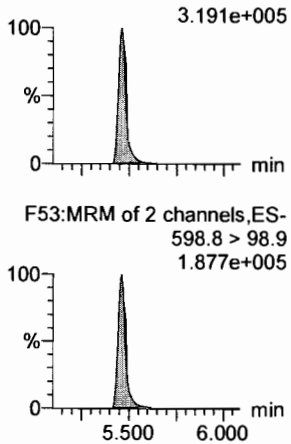

PFUdA

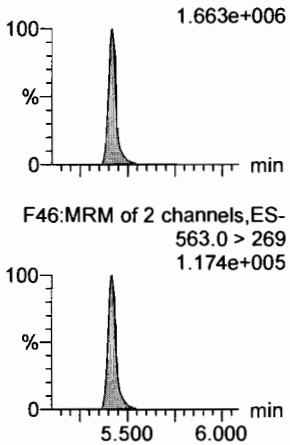

N-MeFOSA

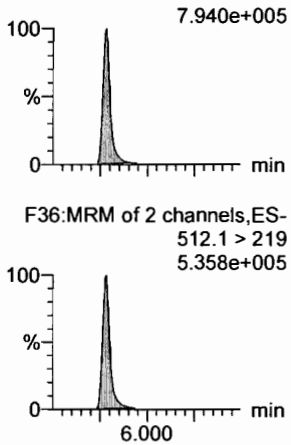

PFTrDA

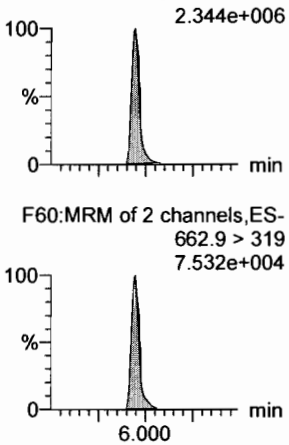

d5-N-EtFOSAA

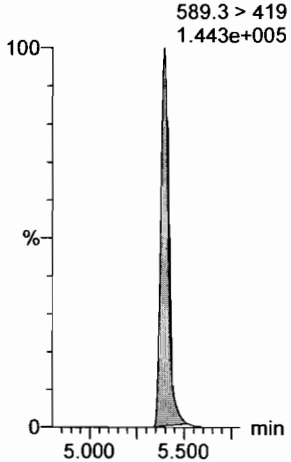

13C2-PFDoA

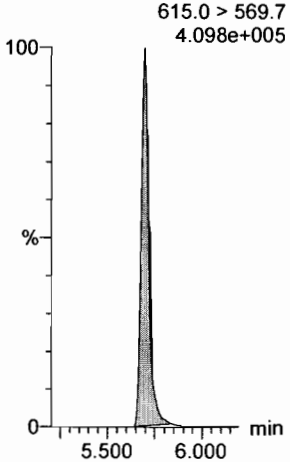

13C8-PFOS

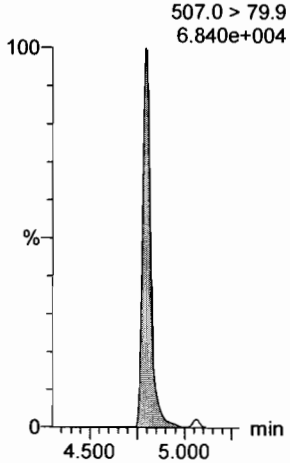

13C2-PFUdA

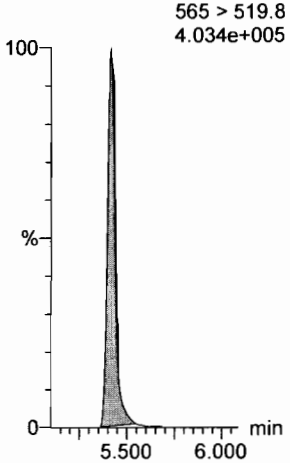

d3-N-MeFOSA

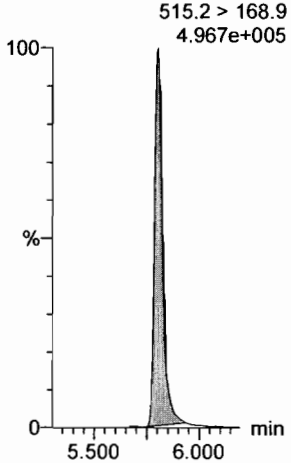

13C2-PFDoA

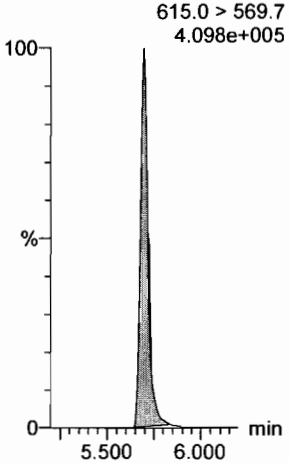

Dataset: F:\Projects\PFAS.PRO\Results\180927M1\180927M1-CRV.qld

Last Altered: Thursday, September 27, 2018 14:49:27 Pacific Daylight Time
Printed: Thursday, September 27, 2018 14:49:45 Pacific Daylight Time

Name: 180927M2_8, Date: 27-Sep-2018, Time: 13:26:57, ID: ST180927M2-7 PFC CS4 18I1707, Description: PFC CS4 18I1707

PFTeDA

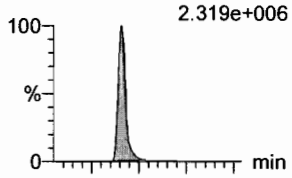

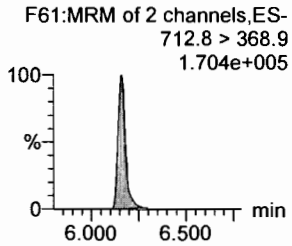

N-EtFOSA

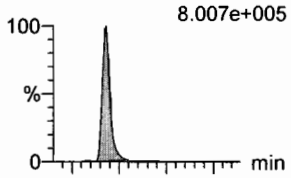

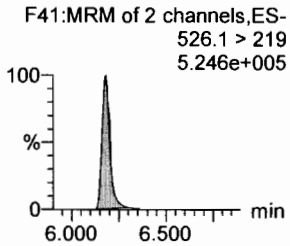

PFHxDA

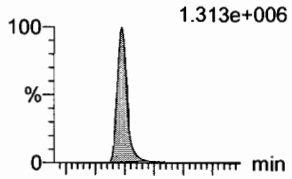

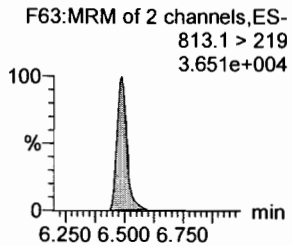

PFODA

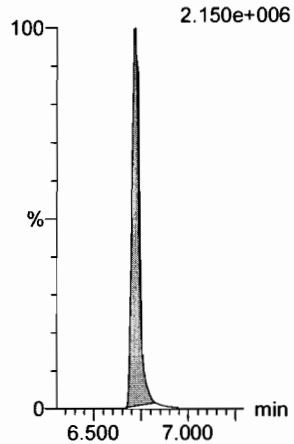

N-MeFOSE

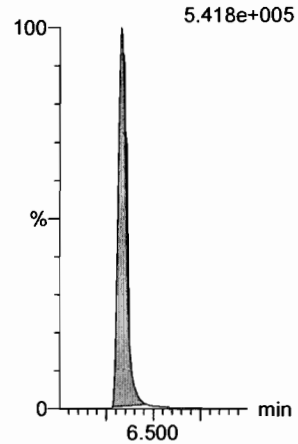

N-EtFOSE

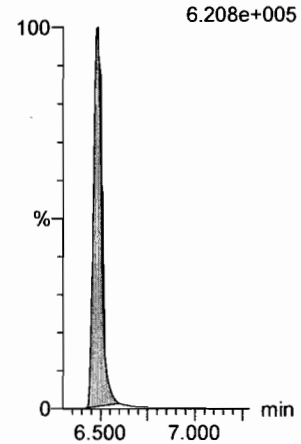

13C2-PFTeDA

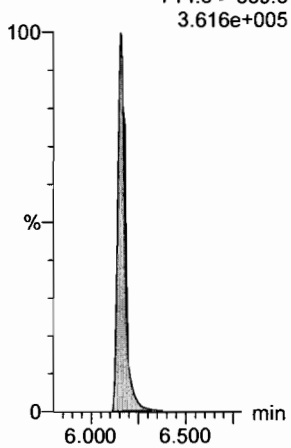

d5-N-ETFOSA

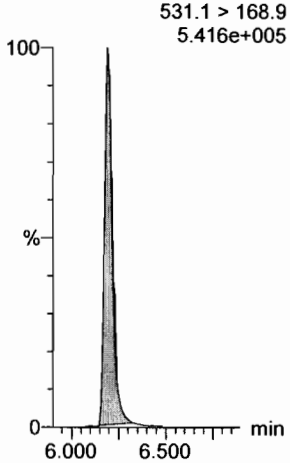

13C2-PFHxDA

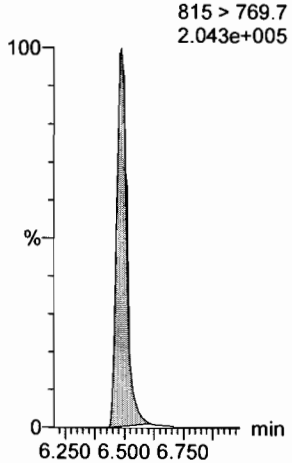

13C2-PFHxDA

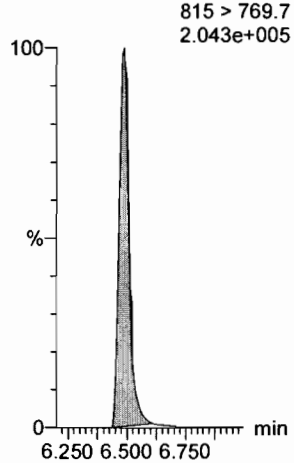

d7-N-MeFOSE

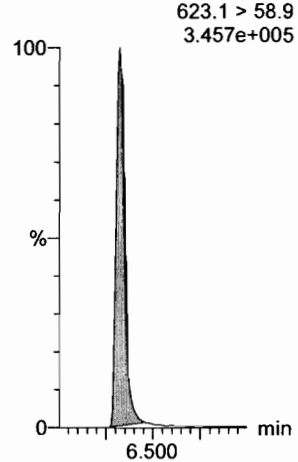

d9-N-EtFOSE

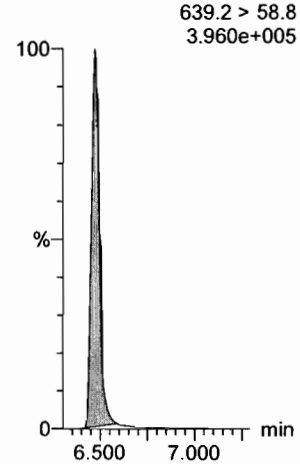

Dataset: F:\Projects\PFAS.PRO\Results\180927M1\180927M1-CRV.qld

Last Altered: Thursday, September 27, 2018 14:49:27 Pacific Daylight Time
Printed: Thursday, September 27, 2018 14:49:45 Pacific Daylight Time

Name: 180927M2_8, Date: 27-Sep-2018, Time: 13:26:57, ID: ST180927M2-7 PFC CS4 18I1707, Description: PFC CS4 18I1707

13C4-PFBA
F4:MRM of 1 channel,ES-
217. > 172
9.799e+004

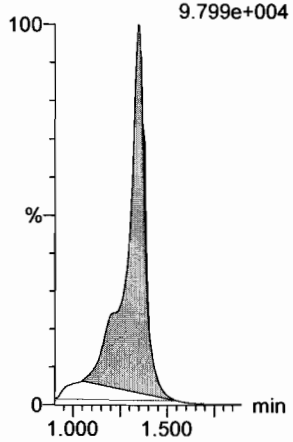

13C5-PFHxA
F11:MRM of 1 channel,ES-
318 > 272.9
3.958e+005

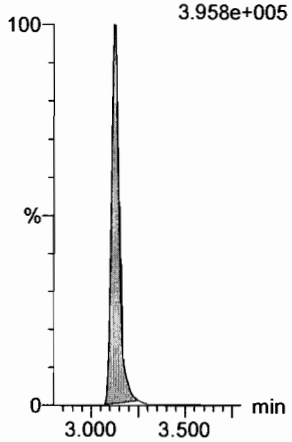

13C3-PFHxS
F19:MRM of 1 channel,ES-
401.8 > 79.9
7.895e+004

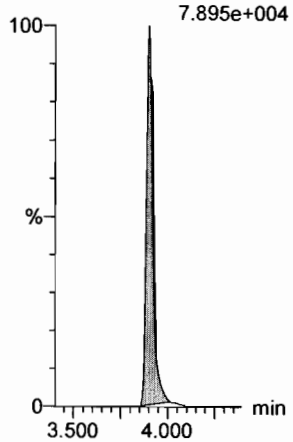

13C8-PFOA
F23:MRM of 1 channel,ES-
420.9 > 376
5.479e+005

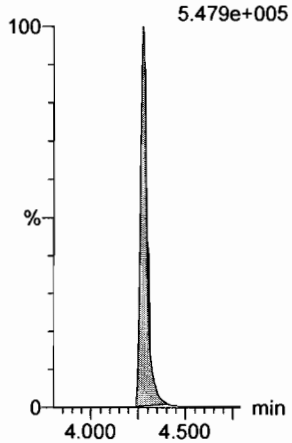

13C9-PFNA
F29:MRM of 1 channel,ES-
472.2 > 426.9
3.705e+005

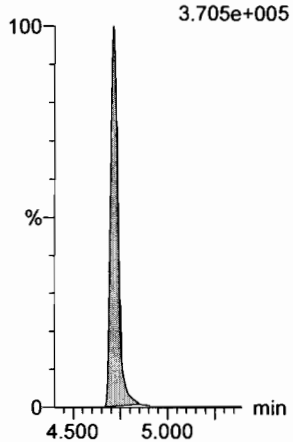

13C4-PFOS
F33:MRM of 1 channel,ES-
503 > 79.9
6.380e+004

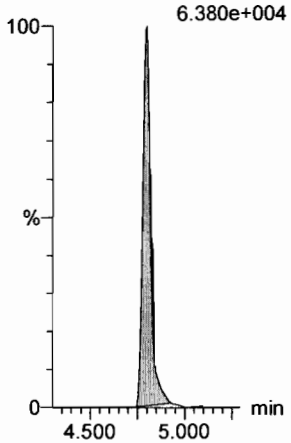

13C6-PFDA
F40:MRM of 1 channel,ES-
519.1 > 473.7
3.158e+005

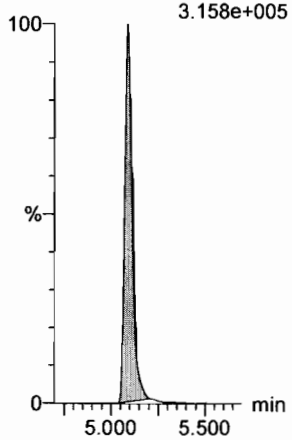

13C7-PFUdA
F49:MRM of 1 channel,ES-
570.1 > 524.8
4.083e+005

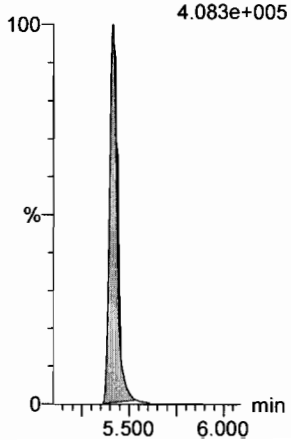

Dataset: F:\Projects\PFAS.PRO\Results\180927M1\180927M1-CRV.qld

Last Altered: Thursday, September 27, 2018 14:49:27 Pacific Daylight Time
Printed: Thursday, September 27, 2018 14:49:45 Pacific Daylight Time

Name: 180927M2_9, Date: 27-Sep-2018, Time: 13:37:36, ID: ST180927M2-8 PFC CS5 18I1708, Description: PFC CS5 18I1708

PFBA
F2:MRM of 1 channel,ES-
213.0 > 168.8
7.272e+005

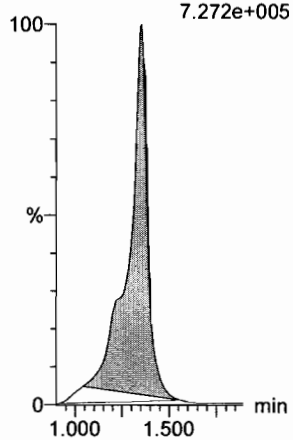

PFPeA
F5:MRM of 1 channel,ES-
263.1 > 218.9
1.787e+006

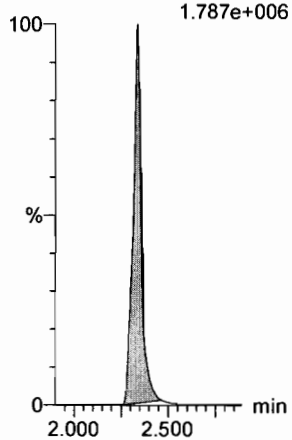

PFBS
F7:MRM of 2 channels,ES-
299.0 > 79.7
4.785e+005

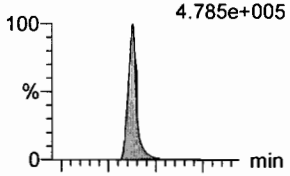

F7:MRM of 2 channels,ES-
299.0 > 99.0
1.745e+005

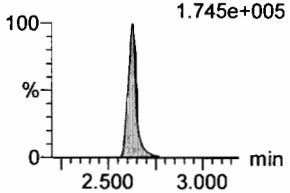

4:2 FTS
F12:MRM of 2 channels,ES-
327.2 > 307.2
4.476e+005

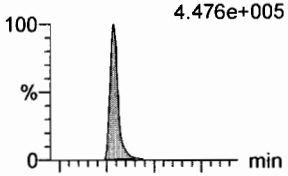

F12:MRM of 2 channels,ES-
327.2 > 81.1
2.280e+005

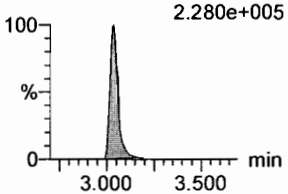

PFHxA
F9:MRM of 2 channels,ES-
313 > 269
2.843e+006

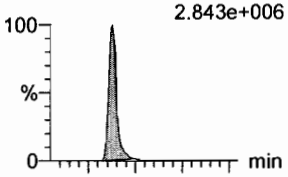

F9:MRM of 2 channels,ES-
313 > 118.9
1.952e+005

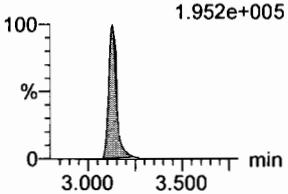

PFPeS
F15:MRM of 2 channels,ES-
349.1 > 80.1
4.214e+005

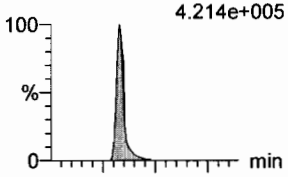

F15:MRM of 2 channels,ES-
349.1 > 99
2.994e+005

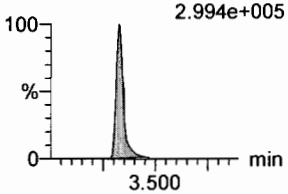

13C3-PFBA
F3:MRM of 1 channel,ES-
216.1 > 171.8
7.854e+004

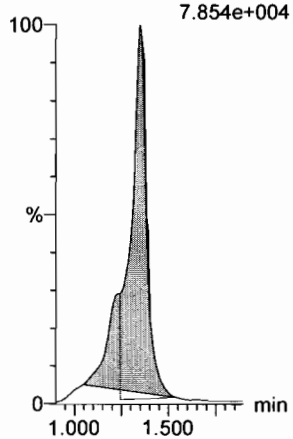

13C3-PFPeA
F6:MRM of 1 channel,ES-
266. > 221.8
2.192e+005

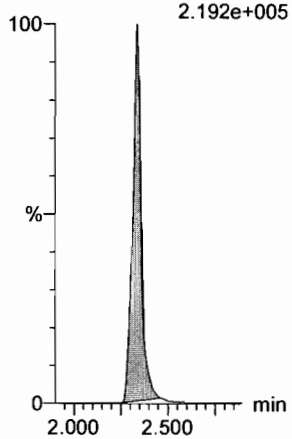

13C3-PFBS
F8:MRM of 1 channel,ES-
302. > 98.8
3.238e+004

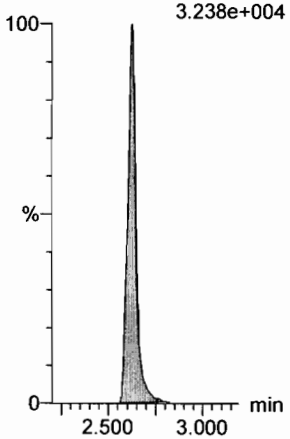

13C2-4:2 FTS
F13:MRM of 1 channel,ES-
329.2 > 308.9
8.390e+004

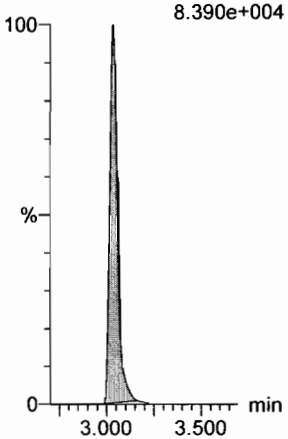

13C2-PFHxA
F10:MRM of 1 channel,ES-
315 > 270
1.549e+005



13C3-PFBS
F8:MRM of 1 channel,ES-
302. > 98.8
3.238e+004

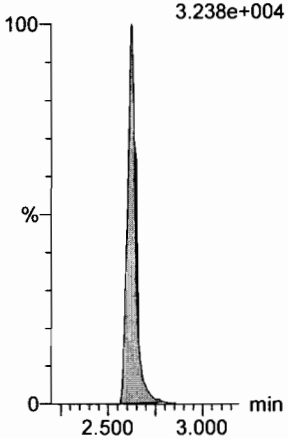

Dataset: F:\Projects\PFAS.PRO\Results\180927M1\180927M1-CRV.qld

Last Altered: Thursday, September 27, 2018 14:49:27 Pacific Daylight Time
Printed: Thursday, September 27, 2018 14:49:45 Pacific Daylight Time

Name: 180927M2_9, Date: 27-Sep-2018, Time: 13:37:36, ID: ST180927M2-8 PFC CS5 18I1708, Description: PFC CS5 18I1708

6:2 FTS

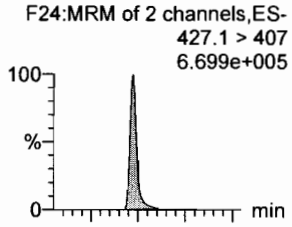

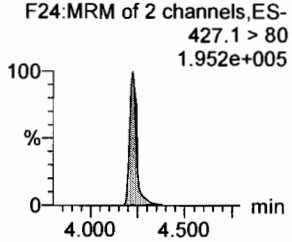

PFHpA

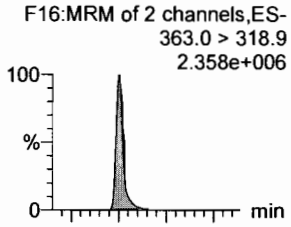

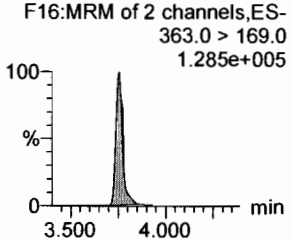

L-PFHxS

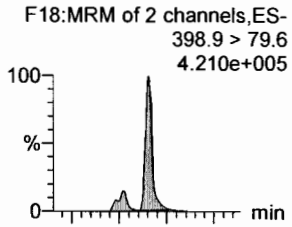

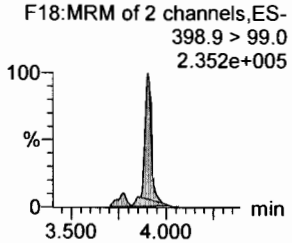

L-PFOA

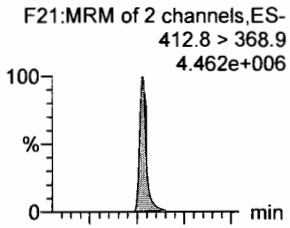

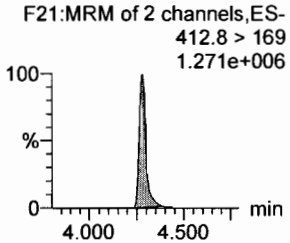

PFHpS

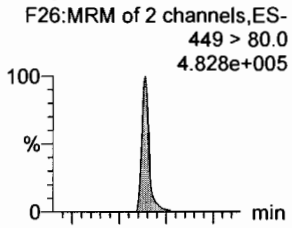

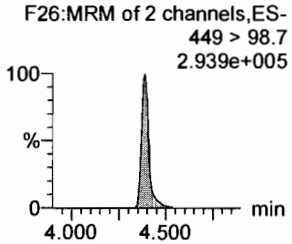

PFNA

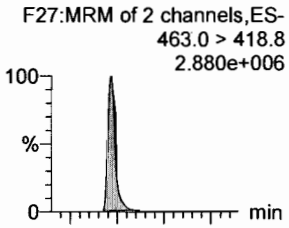

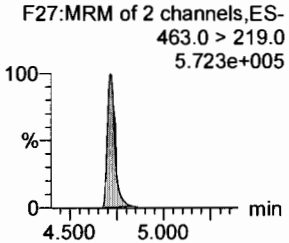

13C2-6:2 FTS

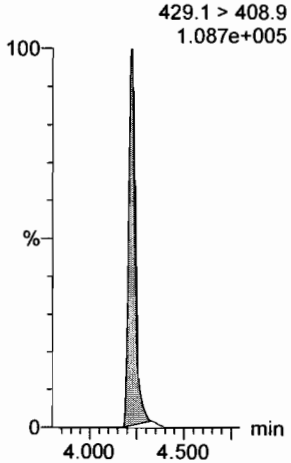

13C4-PFHpA

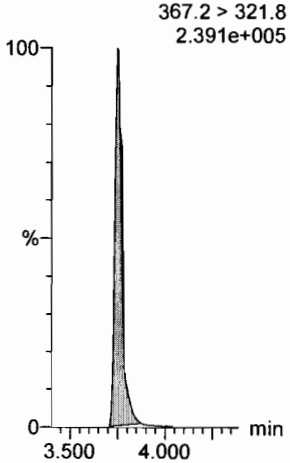

18O2-PFHxS

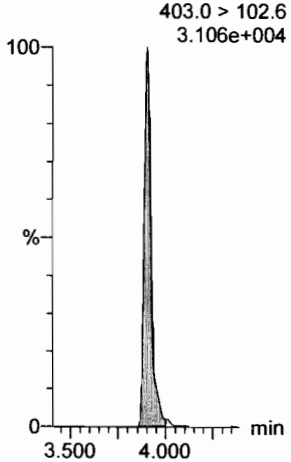

13C2-PFOA

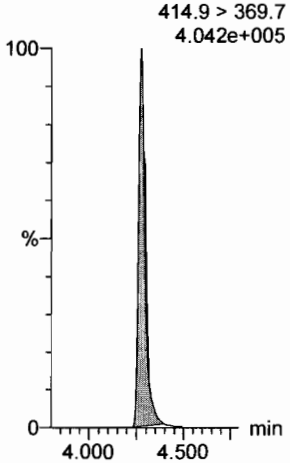

13C8-PFOS

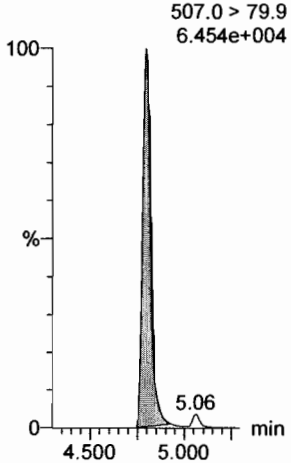

13C5-PFNA

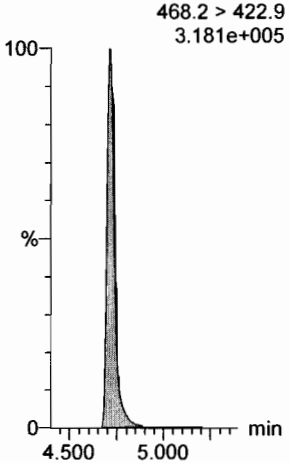

Dataset: F:\Projects\PFAS.PRO\Results\180927M1\180927M1-CRV.qld

Last Altered: Thursday, September 27, 2018 14:49:27 Pacific Daylight Time
Printed: Thursday, September 27, 2018 14:49:45 Pacific Daylight Time

Name: 180927M2_9, Date: 27-Sep-2018, Time: 13:37:36, ID: ST180927M2-8 PFC CS5 18I1708, Description: PFC CS5 18I1708

PFOSA
F30:MRM of 2 channels,ES-
497.9 > 77.9
8.567e+005

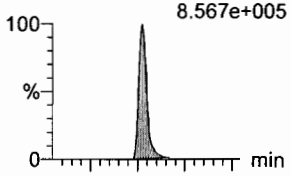

F30:MRM of 2 channels,ES-
497.9 > 169
2.864e+004

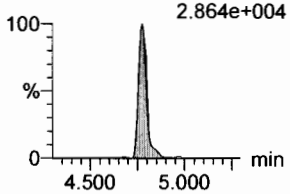

L-PFOS
F32:MRM of 2 channels,ES-
498.9 > 79.9
4.162e+005

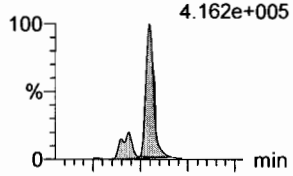

F32:MRM of 2 channels,ES-
498.9 > 99
2.309e+005

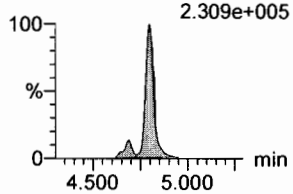

PFDA
F37:MRM of 2 channels,ES-
513 > 468.8
3.033e+006

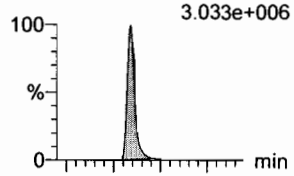

F37:MRM of 2 channels,ES-
513 > 219
5.100e+005

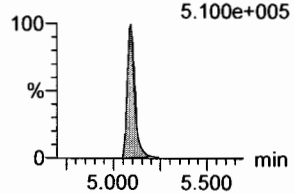

8:2 FTS
F42:MRM of 2 channels,ES-
527 > 506.9
5.913e+005

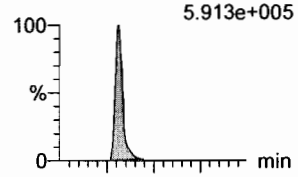

F42:MRM of 2 channels,ES-
527 > 80
2.095e+005

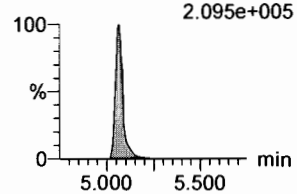

PFNS
F45:MRM of 2 channels,ES-
549.1 > 80.1
3.658e+005

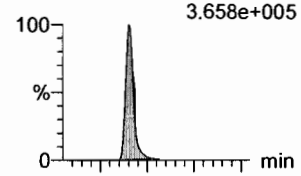

F45:MRM of 2 channels,ES-
549.1 > 99.1
2.297e+005

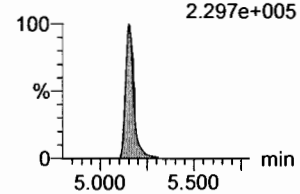

L-MeFOSAA
F48:MRM of 2 channels,ES-
570 > 419
1.238e+006

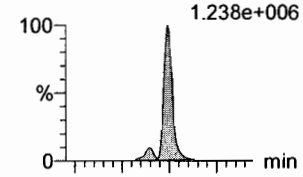

F48:MRM of 2 channels,ES-
570. > 512
4.617e+005

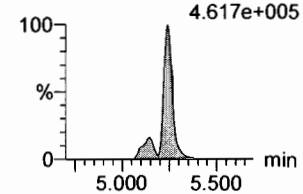

13C8-PFOSA
F34:MRM of 1 channel,ES-
506.1 > 77.7
1.021e+005

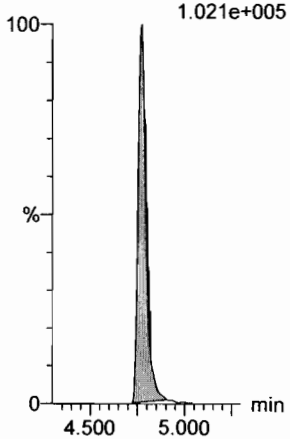

13C8-PFOS
F35:MRM of 1 channel,ES-
507.0 > 79.9
6.454e+004

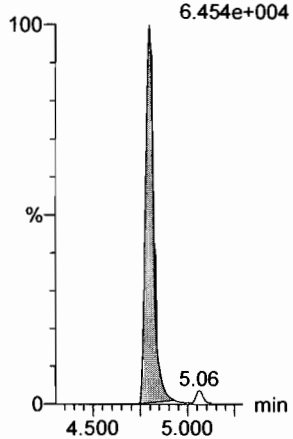

13C2-PFDA
F38:MRM of 1 channel,ES-
515.1 > 469.9
3.023e+005

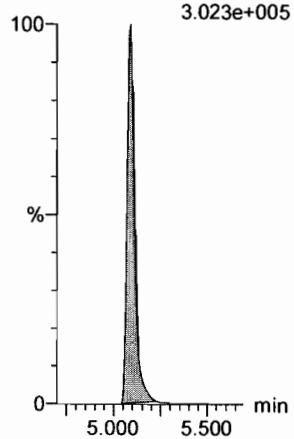

13C2-8:2 FTS
F43:MRM of 1 channel,ES-
529.1 > 508.7
7.140e+004

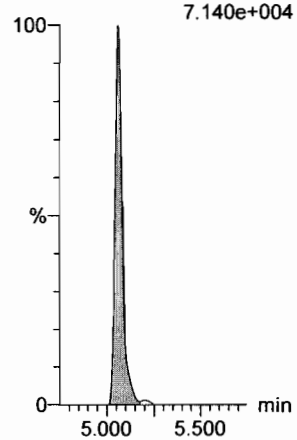

13C8-PFOS
F35:MRM of 1 channel,ES-
507.0 > 79.9
6.454e+004

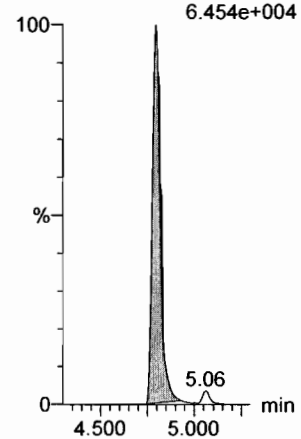

d3-N-MeFOSAA
F50:MRM of 1 channel,ES-
573.3 > 419
1.253e+005

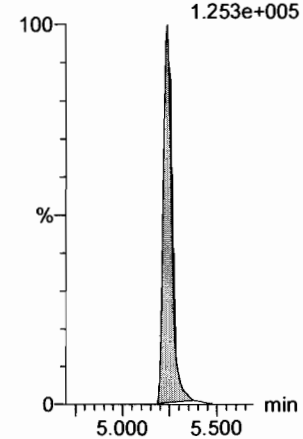

Dataset: F:\Projects\PFAS.PRO\Results\180927M1\180927M1-CRV.qld

Last Altered: Thursday, September 27, 2018 14:49:27 Pacific Daylight Time
Printed: Thursday, September 27, 2018 14:49:45 Pacific Daylight Time

Name: 180927M2_9, Date: 27-Sep-2018, Time: 13:37:36, ID: ST180927M2-8 PFC CS5 18I1708, Description: PFC CS5 18I1708

L-EtFOSAA

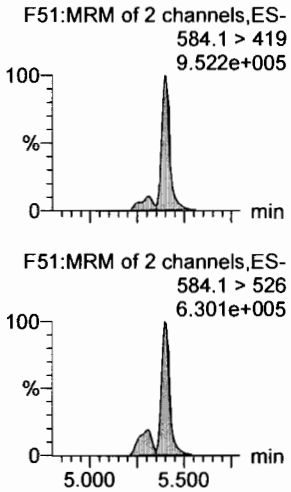

PFDoA

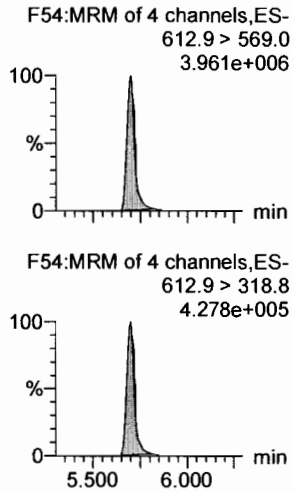

PFDS

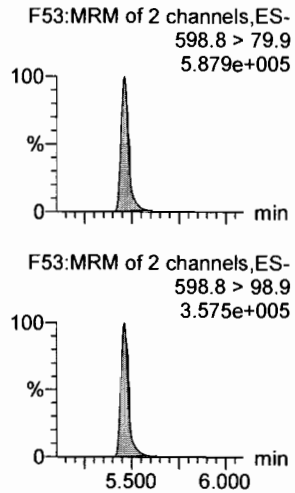

PFUdA

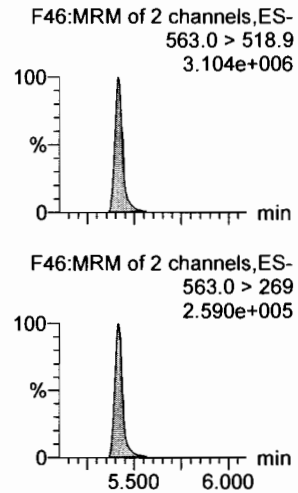

N-MeFOSA

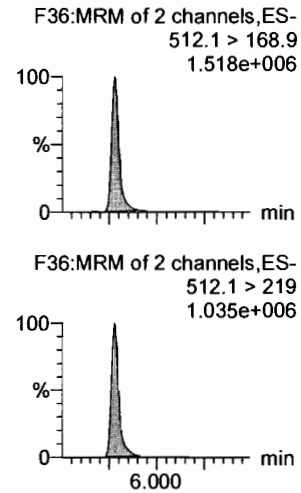

PFTrDA

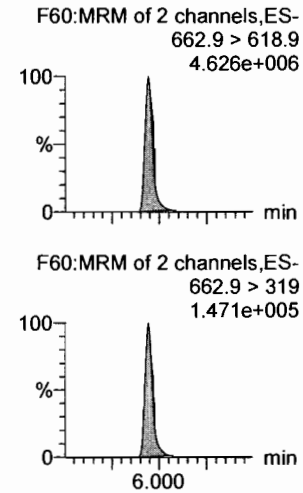

d5-N-EtFOSAA

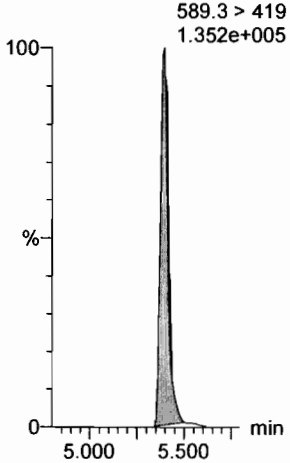

13C2-PFDoA

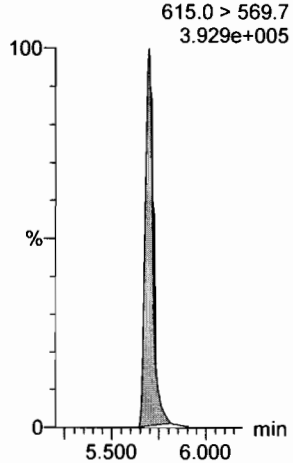

13C8-PFOS

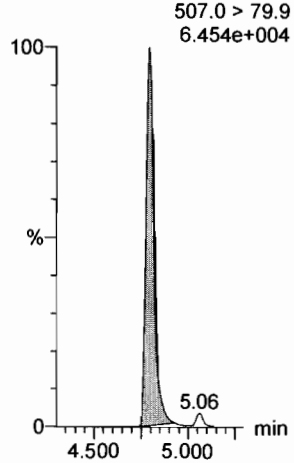

13C2-PFUdA

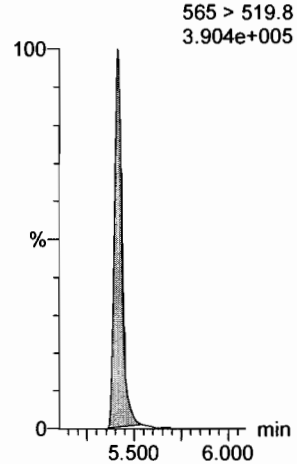

d3-N-MeFOSA

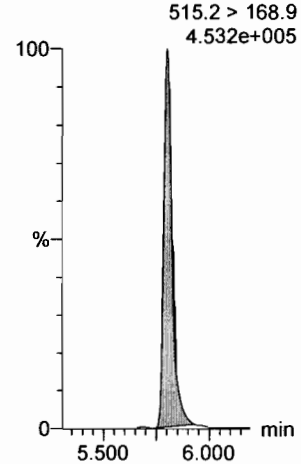

13C2-PFDoA

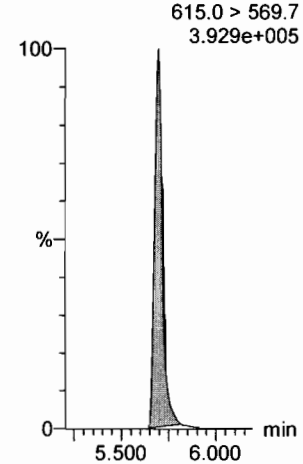

Dataset: F:\Projects\PFAS.PRO\Results\180927M1\180927M1-CRV.qld

Last Altered: Thursday, September 27, 2018 14:49:27 Pacific Daylight Time
Printed: Thursday, September 27, 2018 14:49:45 Pacific Daylight Time

Name: 180927M2_9, Date: 27-Sep-2018, Time: 13:37:36, ID: ST180927M2-8 PFC CS5 18I1708, Description: PFC CS5 18I1708

PFTeDA

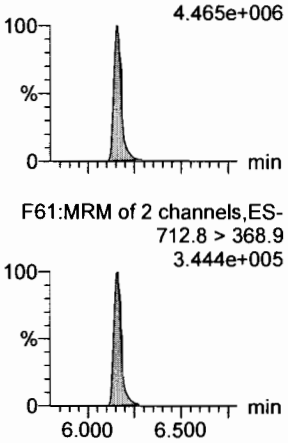

N-EtFOSA

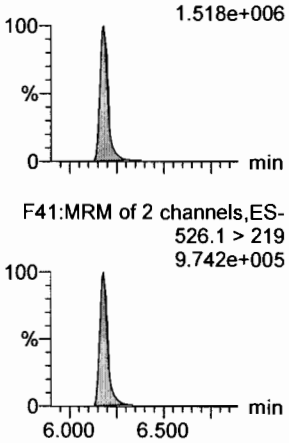

PFHxDA

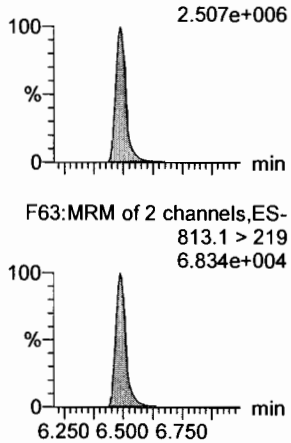

PFODA

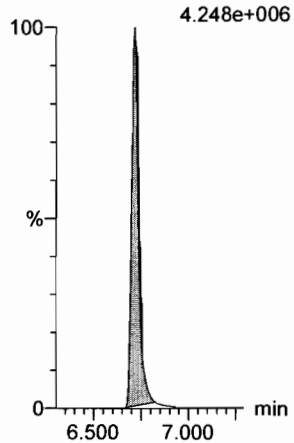

N-MeFOSE

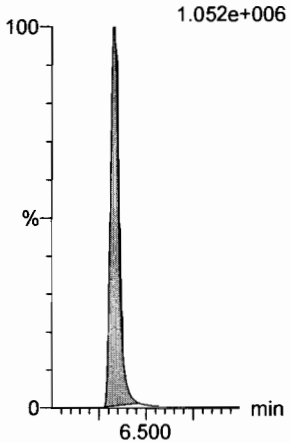

N-EtFOSE

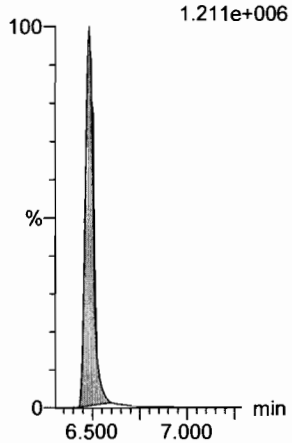

13C2-PFTeDA

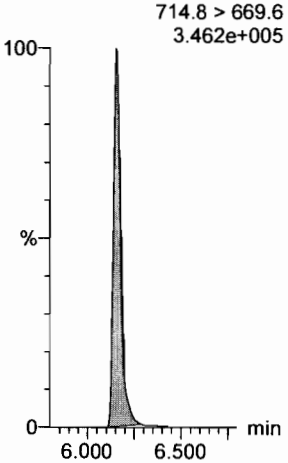

d5-N-ETFOSA

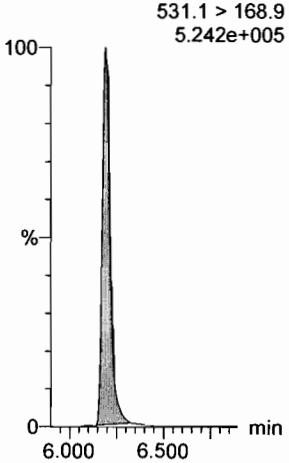

13C2-PFHxDA

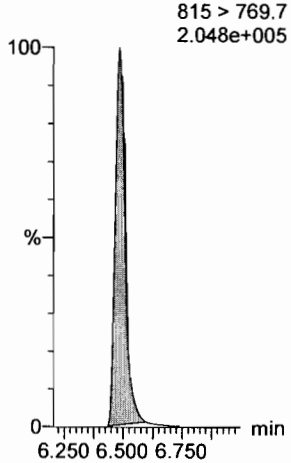

13C2-PFHxDA

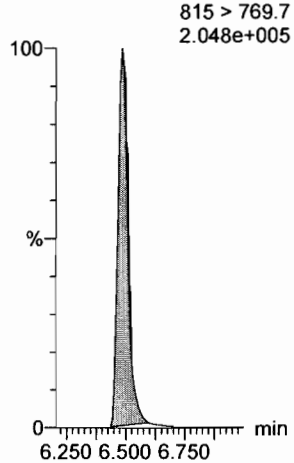

d7-N-MeFOSE

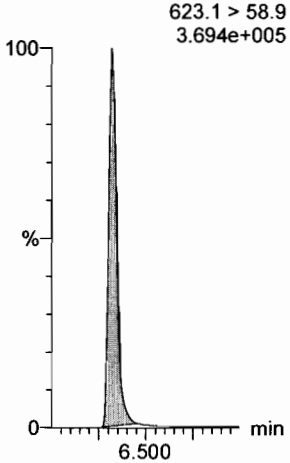

d9-N-EtFOSE

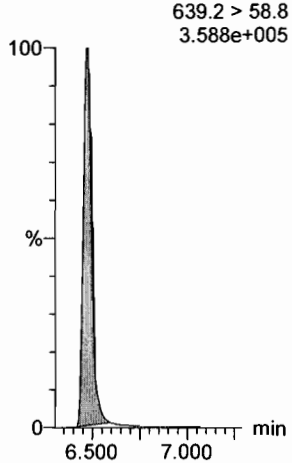

Dataset: F:\Projects\PFAS.PRO\Results\180927M1\180927M1-CRV.qld

Last Altered: Thursday, September 27, 2018 14:49:27 Pacific Daylight Time
Printed: Thursday, September 27, 2018 14:49:45 Pacific Daylight Time

Name: 180927M2_9, Date: 27-Sep-2018, Time: 13:37:36, ID: ST180927M2-8 PFC CS5 18I1708, Description: PFC CS5 18I1708

13C4-PFBA

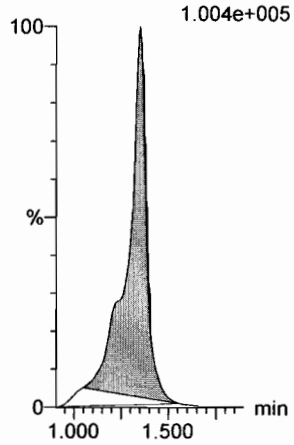

13C5-PFHxA

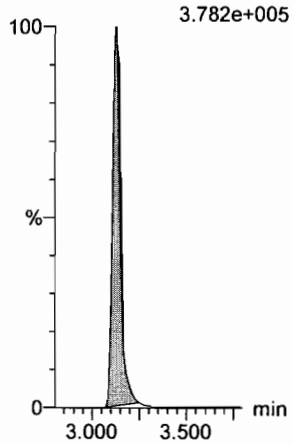

13C3-PFHxS

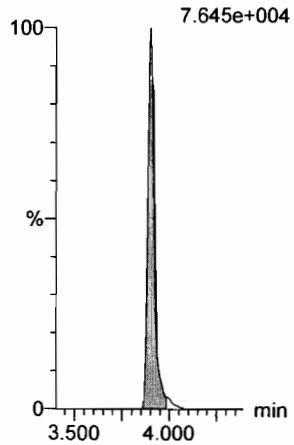

13C8-PFOA

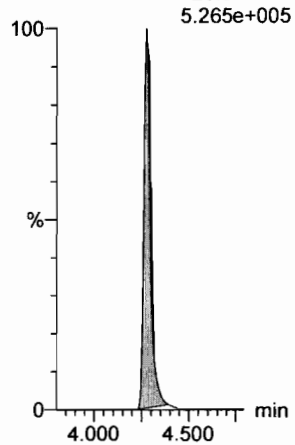

13C9-PFNA

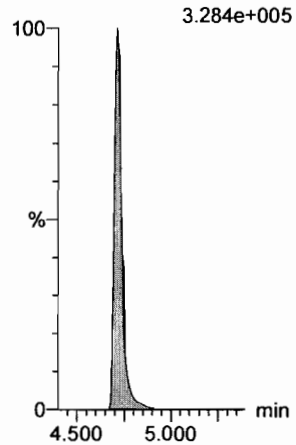

13C4-PFOS

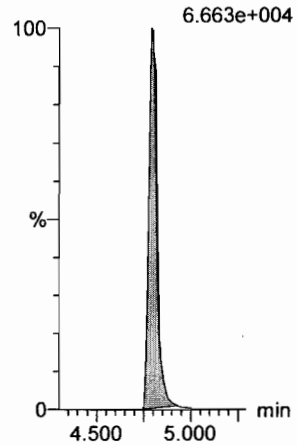

13C6-PFDA

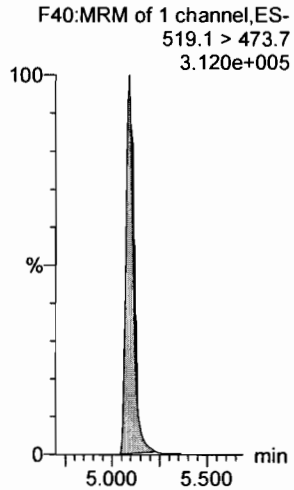

13C7-PFUdA

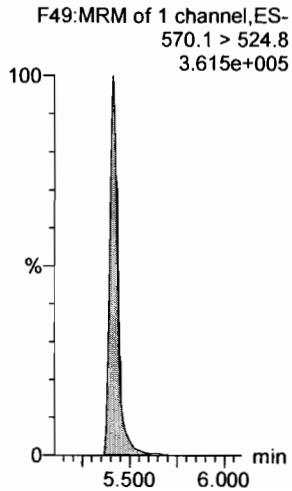

Dataset: F:\Projects\PFAS.PRO\Results\180927M1\180927M1-CRV.qld

Last Altered: Thursday, September 27, 2018 14:49:27 Pacific Daylight Time
Printed: Thursday, September 27, 2018 14:49:45 Pacific Daylight Time

Name: 180927M2_10, Date: 27-Sep-2018, Time: 13:48:14, ID: ST180927M2-9 PFC CS6 18I1709, Description: PFC CS6 18I1709

PFBA
F2:MRM of 1 channel,ES-
213.0 > 168.8
1.858e+006

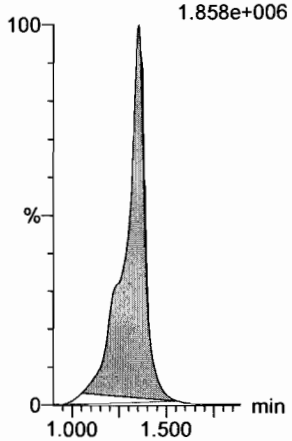

PFPeA
F5:MRM of 1 channel,ES-
263.1 > 218.9
4.320e+006

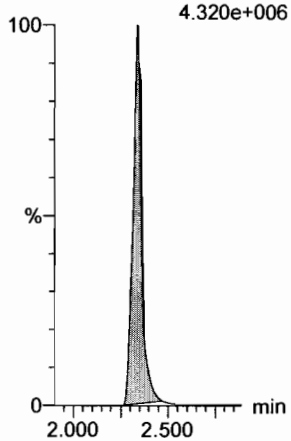

PFBS
F7:MRM of 2 channels,ES-
299.0 > 79.7
1.185e+006

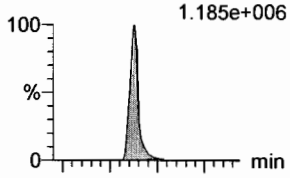

F7:MRM of 2 channels,ES-
299.0 > 99.0
4.226e+005

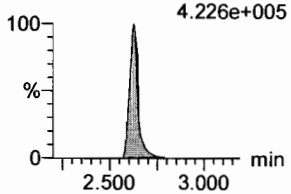

4:2 FTS
F12:MRM of 2 channels,ES-
327.2 > 307.2
1.069e+006

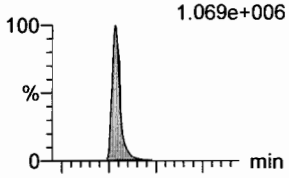

F12:MRM of 2 channels,ES-
327.2 > 81.1
5.345e+005

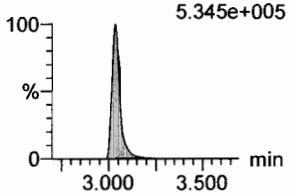

PFHxA
F9:MRM of 2 channels,ES-
313 > 269
6.783e+006

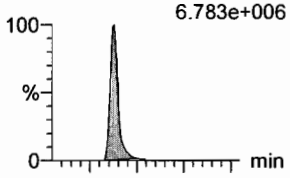

F9:MRM of 2 channels,ES-
313 > 118.9
4.472e+005

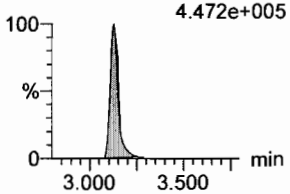

PFPeS
F15:MRM of 2 channels,ES-
349.1 > 80.1
1.010e+006

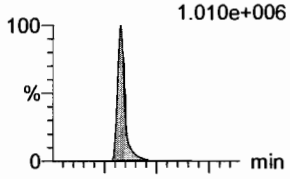

F15:MRM of 2 channels,ES-
349.1 > 99
7.166e+005

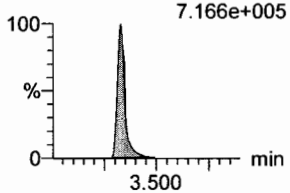

13C3-PFBA
F3:MRM of 1 channel,ES-
216.1 > 171.8
7.874e+004

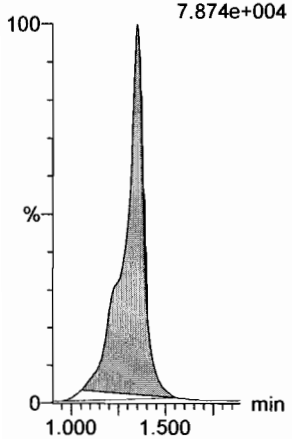

13C3-PFPeA
F6:MRM of 1 channel,ES-
266. > 221.8
2.090e+005

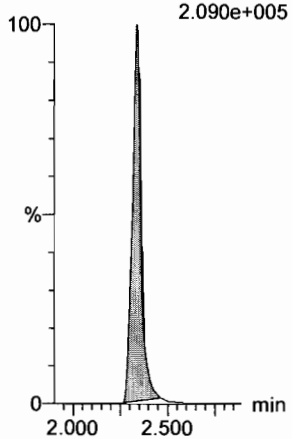

13C3-PFBS
F8:MRM of 1 channel,ES-
302. > 98.8
2.993e+004

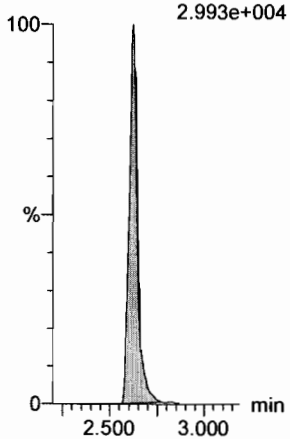

13C2-4:2 FTS
F13:MRM of 1 channel,ES-
329.2 > 308.9
1.112e+005

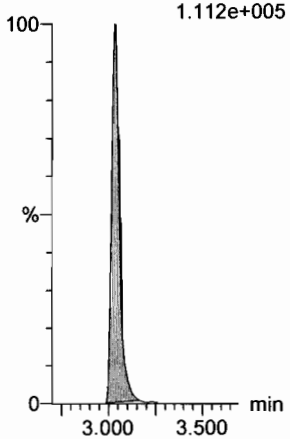

13C2-PFHxA
F10:MRM of 1 channel,ES-
315 > 270
1.448e+005

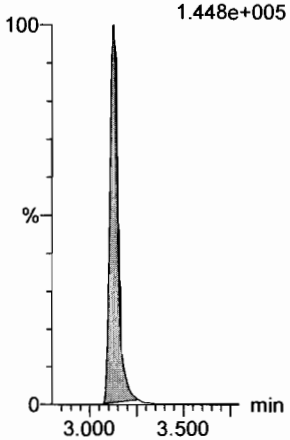

13C3-PFBS
F8:MRM of 1 channel,ES-
302. > 98.8
2.993e+004

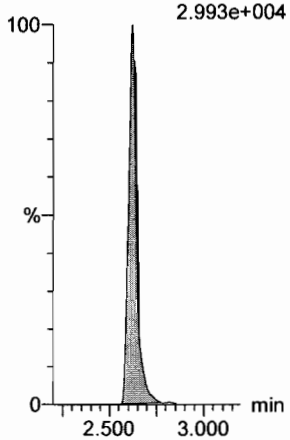

Dataset: F:\Projects\PFAS.PRO\Results\180927M1\180927M1-CRV.qld

Last Altered: Thursday, September 27, 2018 14:49:27 Pacific Daylight Time
Printed: Thursday, September 27, 2018 14:49:45 Pacific Daylight Time

Name: 180927M2_10, Date: 27-Sep-2018, Time: 13:48:14, ID: ST180927M2-9 PFC CS6 18I1709, Description: PFC CS6 18I1709

6:2 FTS

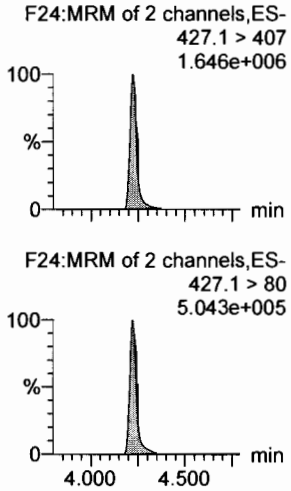

PFHpA

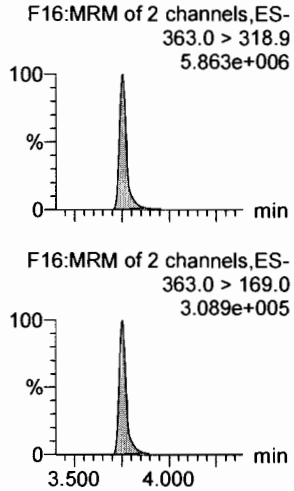

L-PFHxS

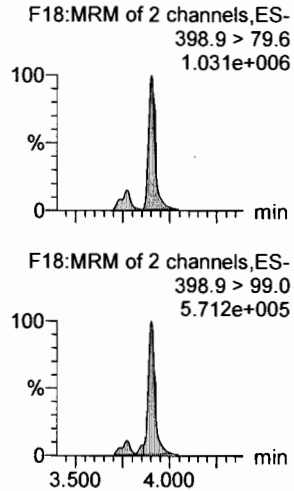

L-PFOA

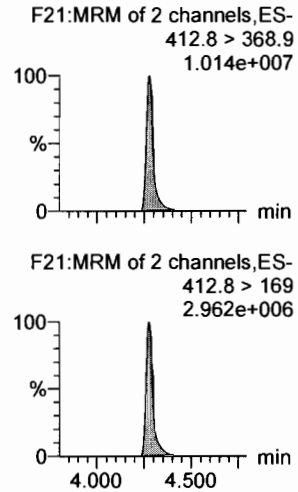

PFHpS

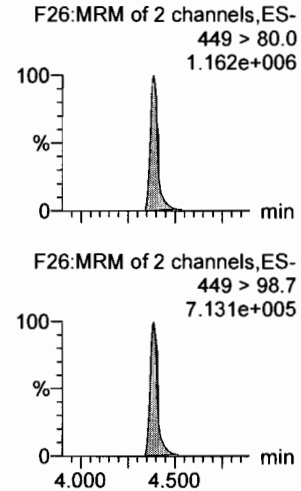

PFNA

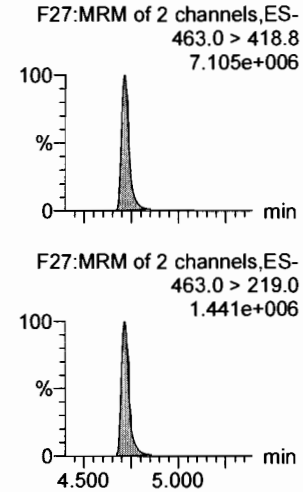

13C2-6:2 FTS

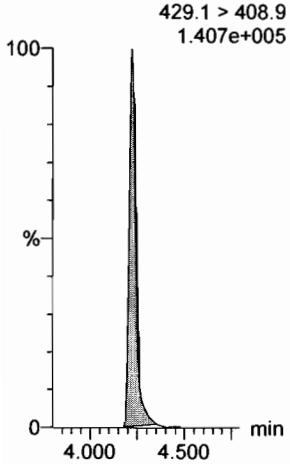

13C4-PFHpA

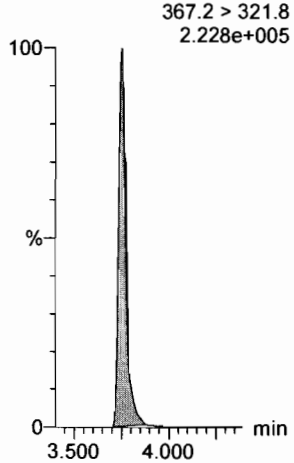

18O2-PFHxS

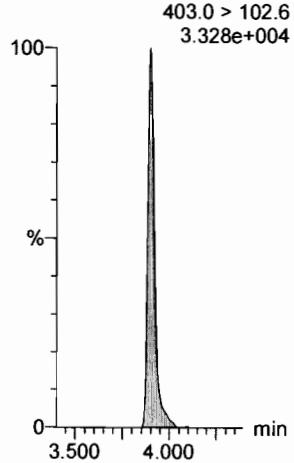

13C2-PFOA

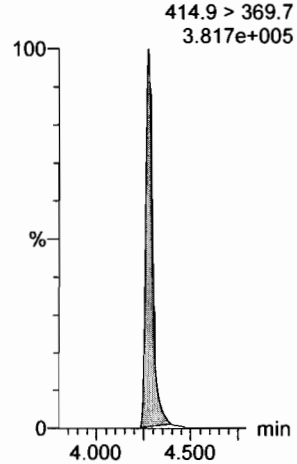

13C8-PFOS

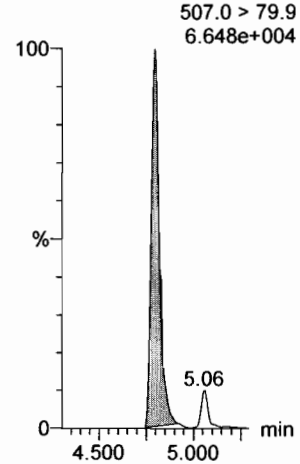

13C5-PFNA

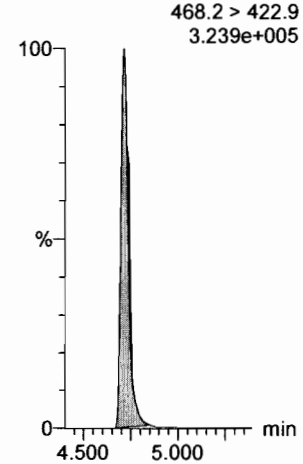

Dataset: F:\Projects\PFAS.PRO\Results\180927M1\180927M1-CRV.qld

Last Altered: Thursday, September 27, 2018 14:49:27 Pacific Daylight Time
Printed: Thursday, September 27, 2018 14:49:45 Pacific Daylight Time

Name: 180927M2_10, Date: 27-Sep-2018, Time: 13:48:14, ID: ST180927M2-9 PFC CS6 18I1709, Description: PFC CS6 18I1709

PFOSA
F30:MRM of 2 channels,ES-
497.9 > 77.9
2.028e+006

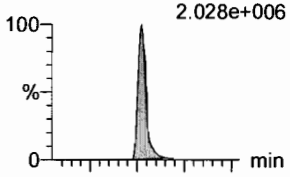

F30:MRM of 2 channels,ES-
497.9 > 169
6.955e+004

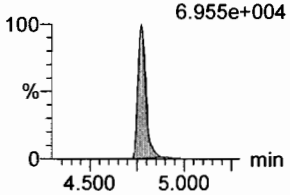

L-PFOS
F32:MRM of 2 channels,ES-
498.9 > 79.9
1.040e+006

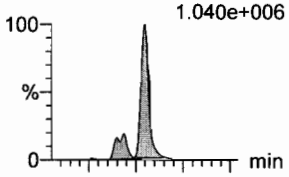

F32:MRM of 2 channels,ES-
498.9 > 99
5.662e+005

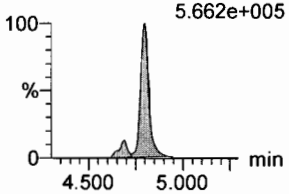

PFDA
F37:MRM of 2 channels,ES-
513 > 468.8
7.104e+006

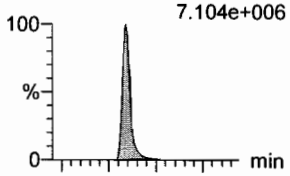

F37:MRM of 2 channels,ES-
513 > 219
1.222e+006

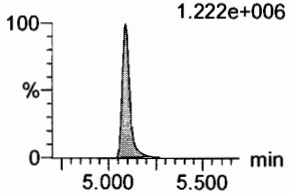

8:2 FTS
F42:MRM of 2 channels,ES-
527 > 506.9
1.351e+006

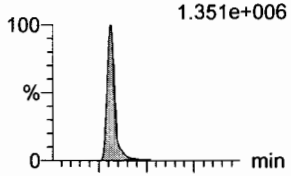

F42:MRM of 2 channels,ES-
527 > 80
5.293e+005

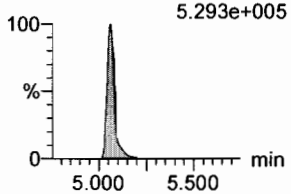

PFNS
F45:MRM of 2 channels,ES-
549.1 > 80.1
8.763e+005

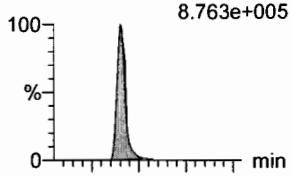

F45:MRM of 2 channels,ES-
549.1 > 99.1
5.472e+005

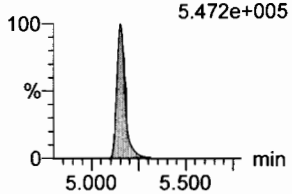

L-MeFOSAA
F48:MRM of 2 channels,ES-
570 > 419
2.846e+006

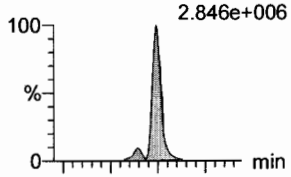

F48:MRM of 2 channels,ES-
570. > 512
1.138e+006

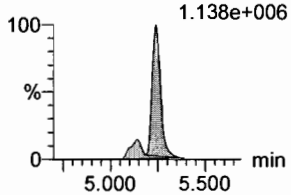

13C8-PFOSA
F34:MRM of 1 channel,ES-
506.1 > 77.7
9.625e+004

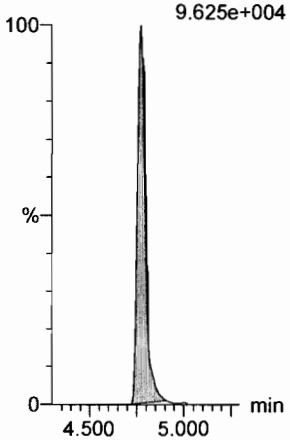

13C8-PFOS
F35:MRM of 1 channel,ES-
507.0 > 79.9
6.648e+004



13C2-PFDA
F38:MRM of 1 channel,ES-
515.1 > 469.9
2.874e+005

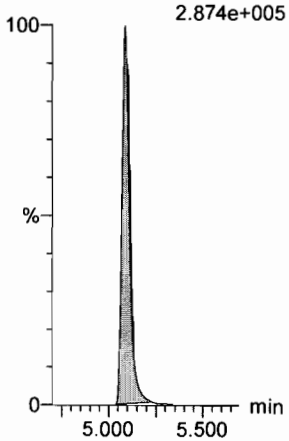

13C2-8:2 FTS
F43:MRM of 1 channel,ES-
529.1 > 508.7
9.152e+004

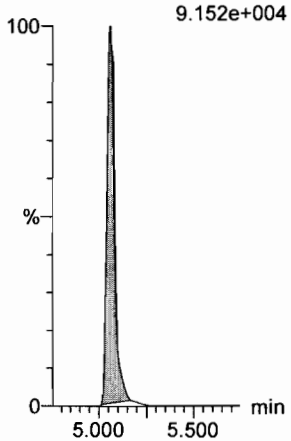

13C8-PFOS
F35:MRM of 1 channel,ES-
507.0 > 79.9
6.648e+004



d3-N-MeFOSAA
F50:MRM of 1 channel,ES-
573.3 > 419
1.256e+005

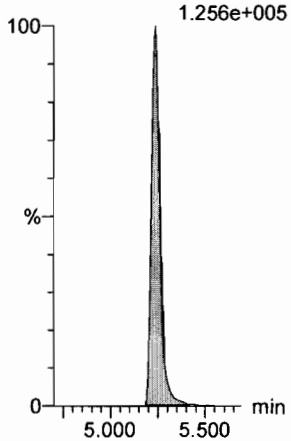

Dataset: F:\Projects\PFAS.PRO\Results\180927M1\180927M1-CRV.qld

Last Altered: Thursday, September 27, 2018 14:49:27 Pacific Daylight Time
Printed: Thursday, September 27, 2018 14:49:45 Pacific Daylight Time

Name: 180927M2_10, Date: 27-Sep-2018, Time: 13:48:14, ID: ST180927M2-9 PFC CS6 18I1709, Description: PFC CS6 18I1709

L-EtFOSAA

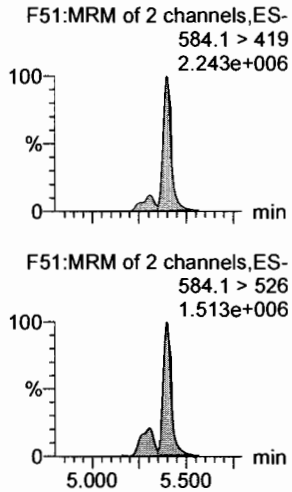

PFDoA

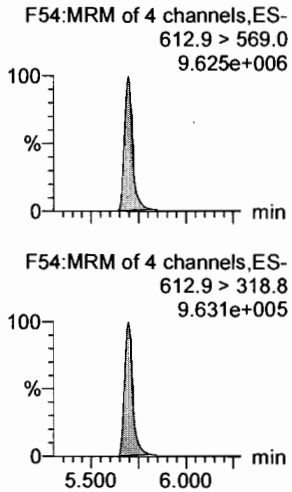

PFDS

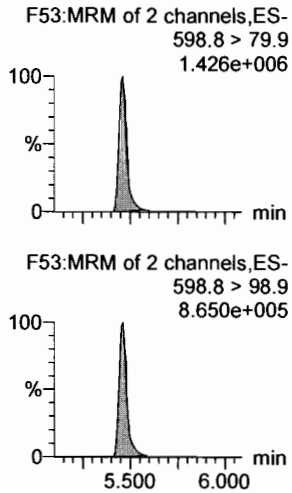

PFUdA

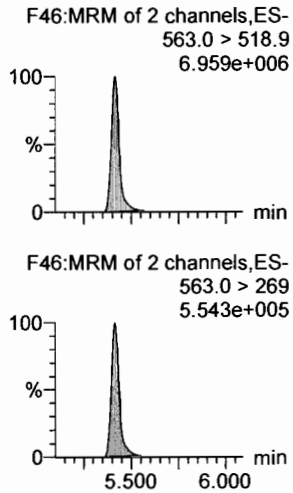

N-MeFOSA

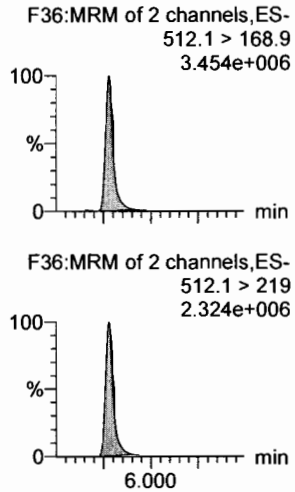

PFTrDA

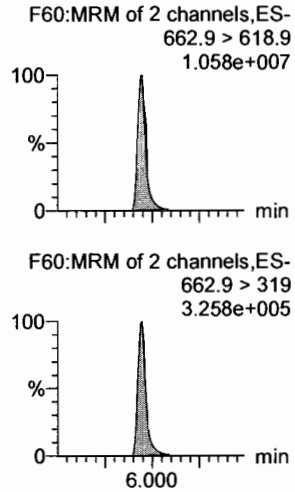

d5-N-EtFOSAA

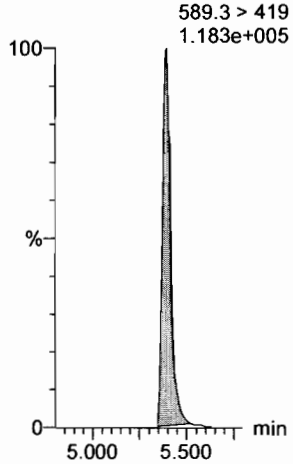

13C2-PFDoA

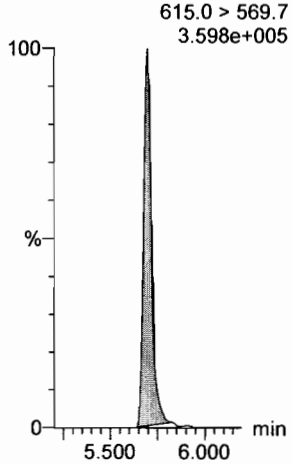

13C8-PFOS

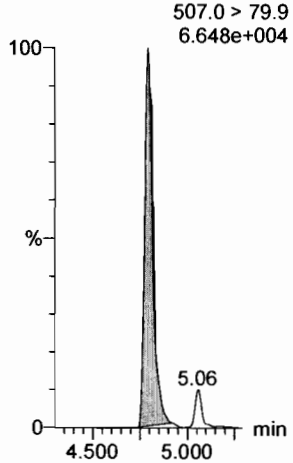

13C2-PFUdA

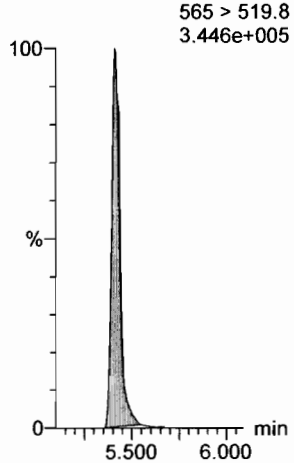

d3-N-MeFOSA

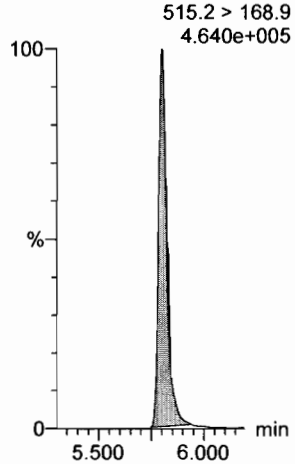

13C2-PFDoA

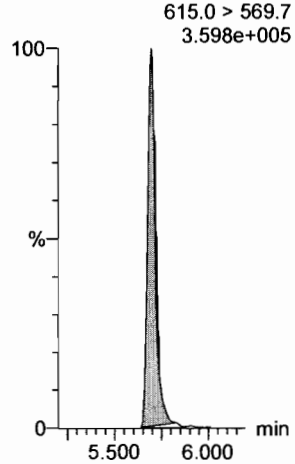

Dataset: F:\Projects\PFAS.PRO\Results\180927M1\180927M1-CRV.qld

Last Altered: Thursday, September 27, 2018 14:49:27 Pacific Daylight Time
Printed: Thursday, September 27, 2018 14:49:45 Pacific Daylight Time

Name: 180927M2_10, Date: 27-Sep-2018, Time: 13:48:14, ID: ST180927M2-9 PFC CS6 18I1709, Description: PFC CS6 18I1709

PFTeDA
F61:MRM of 2 channels,ES-
712.8 > 669.0
1.100e+007

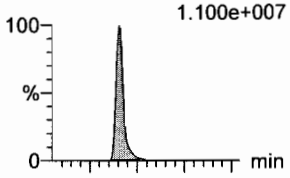

F61:MRM of 2 channels,ES-
712.8 > 368.9
7.847e+005

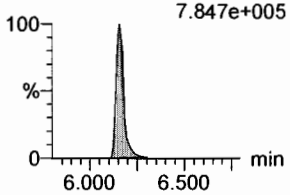

N-EtFOSA
F41:MRM of 2 channels,ES-
526.1 > 168.9
3.315e+006

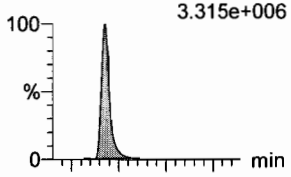

F41:MRM of 2 channels,ES-
526.1 > 219
2.158e+006

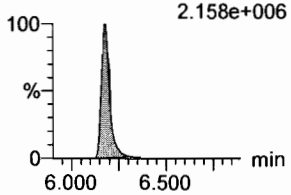

PFHxDA
F63:MRM of 2 channels,ES-
813.1 > 768.6
6.108e+006

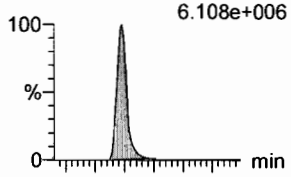

F63:MRM of 2 channels,ES-
813.1 > 219
1.650e+005

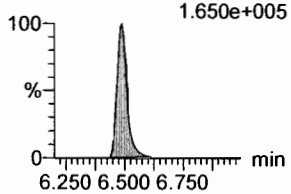

PFODA
F65:MRM of 1 channel,ES-
913.1 > 868.8
1.024e+007

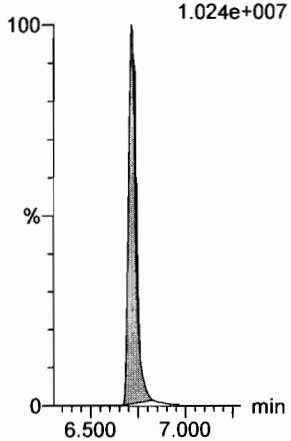

N-MeFOSE
F56:MRM of 1 channel,ES-
616.1 > 58.9
2.632e+006

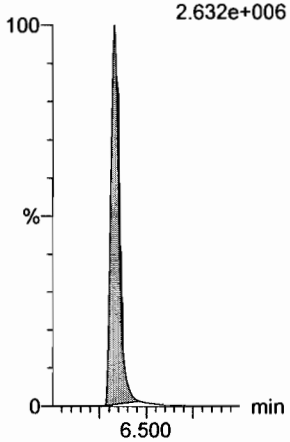

N-EtFOSE
F58:MRM of 1 channel,ES-
630.1 > 58.9
3.028e+006

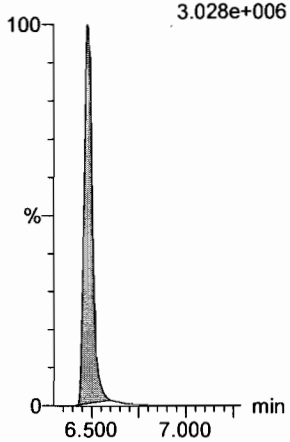

13C2-PFTeDA
F62:MRM of 2 channels,ES-
714.8 > 669.6
3.525e+005

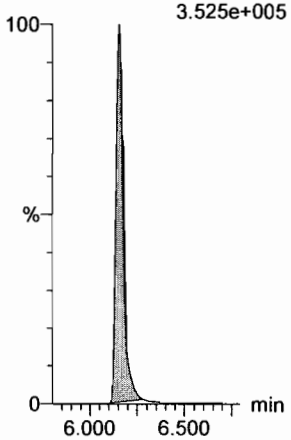

d5-N-ETFOSA
F44:MRM of 1 channel,ES-
531.1 > 168.9
4.767e+005

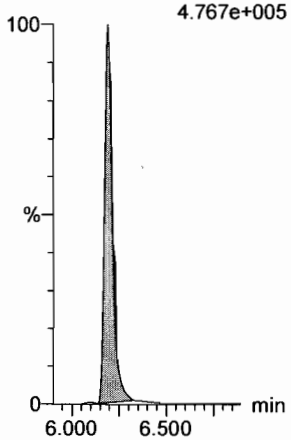

13C2-PFHxDA
F64:MRM of 1 channel,ES-
815 > 769.7
2.091e+005

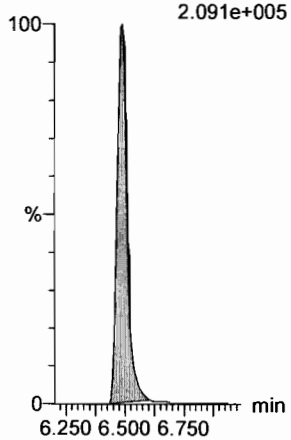

13C2-PFHxDA
F64:MRM of 1 channel,ES-
815 > 769.7
2.091e+005

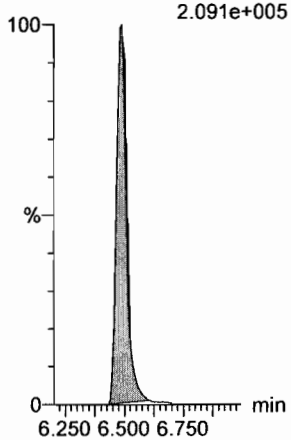

d7-N-MeFOSE
F57:MRM of 1 channel,ES-
623.1 > 58.9
3.541e+005



d9-N-EtFOSE
F59:MRM of 1 channel,ES-
639.2 > 58.8
3.534e+005

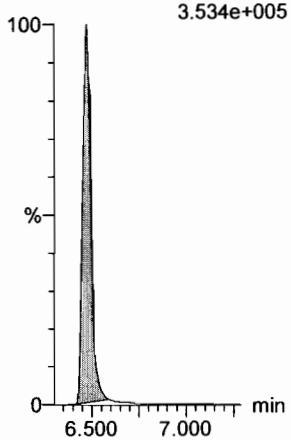

Dataset: F:\Projects\PFAS.PRO\Results\180927M1\180927M1-CRV.qld

Last Altered: Thursday, September 27, 2018 14:49:27 Pacific Daylight Time
Printed: Thursday, September 27, 2018 14:49:45 Pacific Daylight Time

Name: 180927M2_10, Date: 27-Sep-2018, Time: 13:48:14, ID: ST180927M2-9 PFC CS6 18I1709, Description: PFC CS6 18I1709

13C4-PFBA

F4:MRM of 1 channel,ES-
217. > 172
1.013e+005

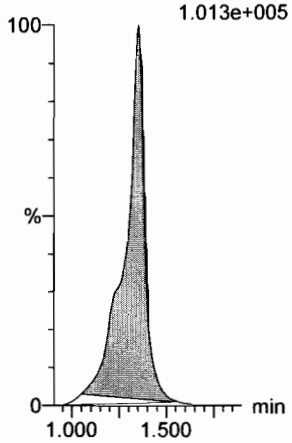

13C5-PFHxA

F11:MRM of 1 channel,ES-
318 > 272.9
3.524e+005

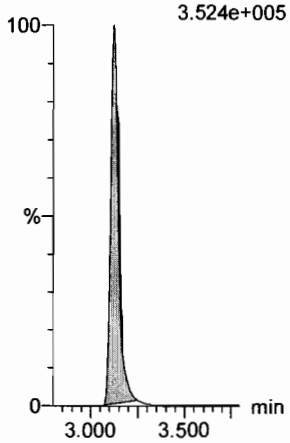

13C3-PFHxS

F19:MRM of 1 channel,ES-
401.8 > 79.9
7.081e+004

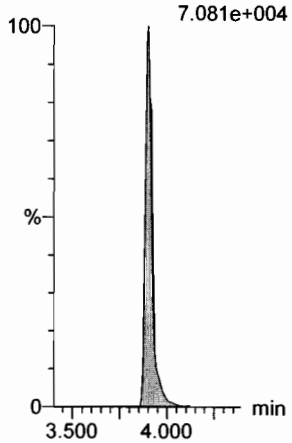

13C8-PFOA

F23:MRM of 1 channel,ES-
420.9 > 376
5.004e+005

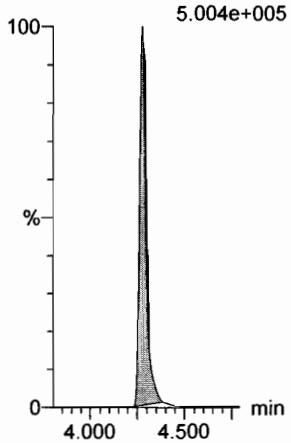

13C9-PFNA

F29:MRM of 1 channel,ES-
472.2 > 426.9
3.203e+005

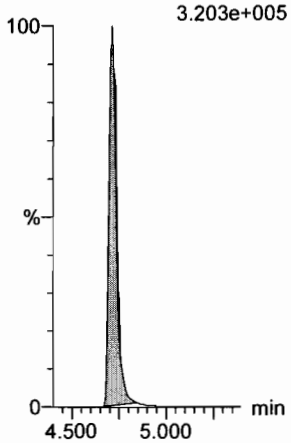

13C4-PFOS

F33:MRM of 1 channel,ES-
503 > 79.9
5.952e+004

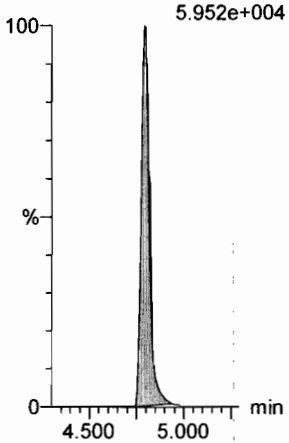

13C6-PFDA

F40:MRM of 1 channel,ES-
519.1 > 473.7
2.890e+005

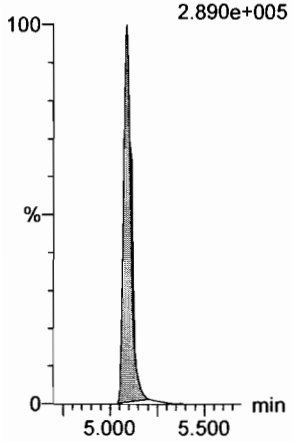

13C7-PFUdA

F49:MRM of 1 channel,ES-
570.1 > 524.8
3.415e+005

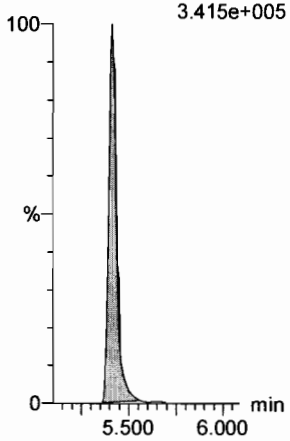

Dataset: F:\Projects\PFAS.PRO\Results\180927M1\180927M1-CRV.qld

Last Altered: Thursday, September 27, 2018 14:49:27 Pacific Daylight Time
Printed: Thursday, September 27, 2018 14:49:45 Pacific Daylight Time

Name: 180927M2_11, Date: 27-Sep-2018, Time: 13:58:48, ID: ST180927M2-10 PFC CS7 18I1710, Description: PFC CS7 18HI1710

PFBA
F2:MRM of 1 channel,ES-
213.0 > 168.8
3.514e+006

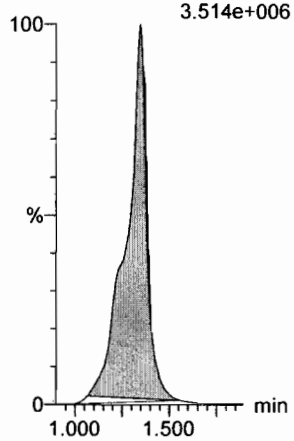

PFPeA
F5:MRM of 1 channel,ES-
263.1 > 218.9
7.963e+006

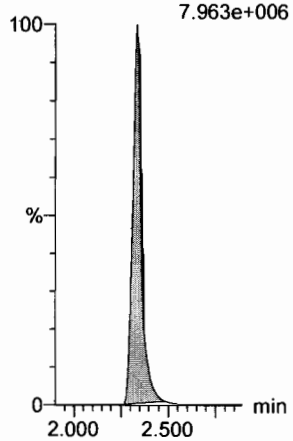

PFBS
F7:MRM of 2 channels,ES-
299.0 > 79.7
2.101e+006

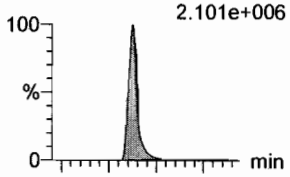

F7:MRM of 2 channels,ES-
299.0 > 99.0
7.467e+005

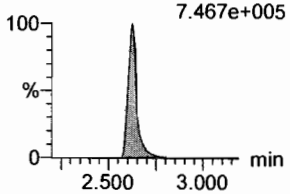

4:2 FTS
F12:MRM of 2 channels,ES-
327.2 > 307.2
1.871e+006

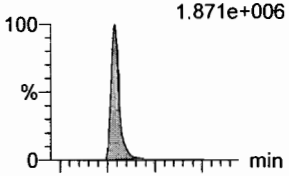

F12:MRM of 2 channels,ES-
327.2 > 81.1
9.455e+005

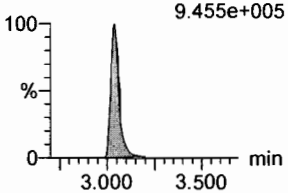

PFHxA
F9:MRM of 2 channels,ES-
313 > 269
1.242e+007

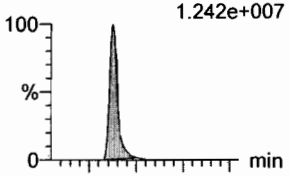

F9:MRM of 2 channels,ES-
313 > 118.9
8.231e+005

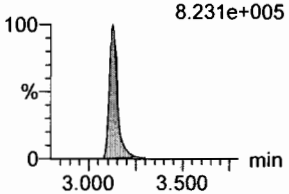

PFPeS
F15:MRM of 2 channels,ES-
349.1 > 80.1
1.747e+006

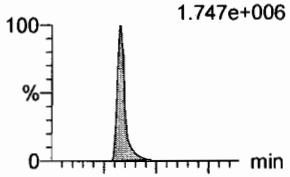

F15:MRM of 2 channels,ES-
349.1 > 99
1.250e+006

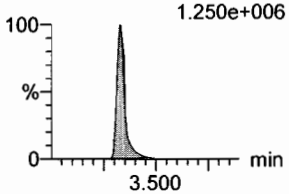

13C3-PFBA
F3:MRM of 1 channel,ES-
216.1 > 171.8
7.381e+004

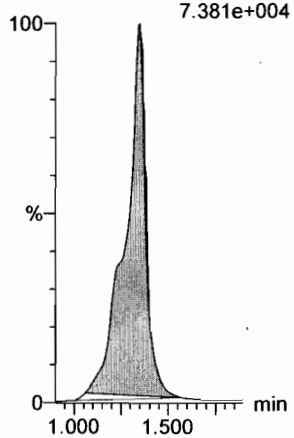

13C3-PFPeA
F6:MRM of 1 channel,ES-
266. > 221.8
1.944e+005

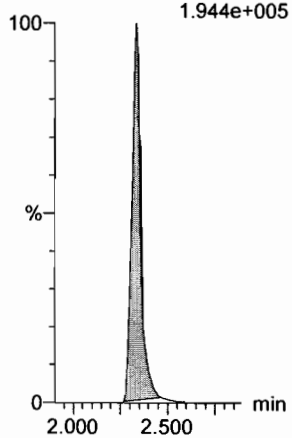

13C3-PFBS
F8:MRM of 1 channel,ES-
302. > 98.8
2.662e+004

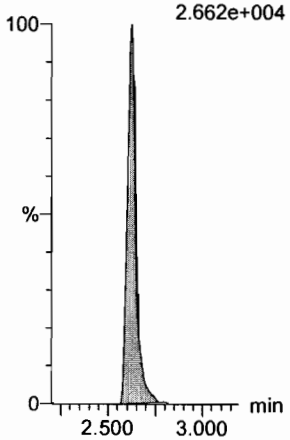

13C2-4:2 FTS
F13:MRM of 1 channel,ES-
329.2 > 308.9
1.462e+005

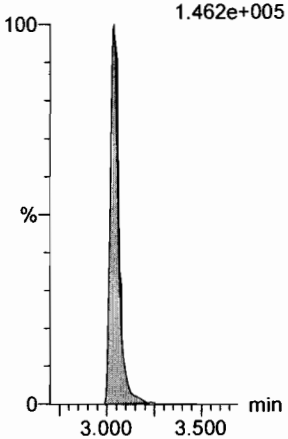

13C2-PFHxA
F10:MRM of 1 channel,ES-
315 > 270
1.411e+005

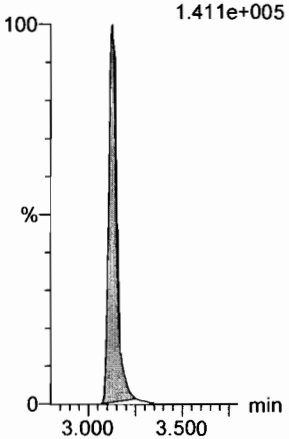

13C3-PFBS
F8:MRM of 1 channel,ES-
302. > 98.8
2.662e+004

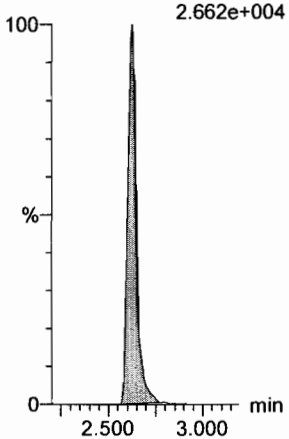

Dataset: F:\Projects\PFAS.PRO\Results\180927M1\180927M1-CRV.qld

Last Altered: Thursday, September 27, 2018 14:49:27 Pacific Daylight Time
Printed: Thursday, September 27, 2018 14:49:45 Pacific Daylight Time

Name: 180927M2_11, Date: 27-Sep-2018, Time: 13:58:48, ID: ST180927M2-10 PFC CS7 18I1710, Description: PFC CS7 18HI1710

6:2 FTS

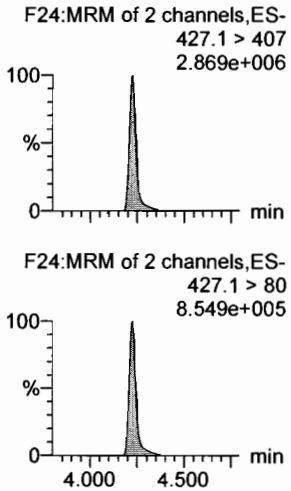

PFHpA

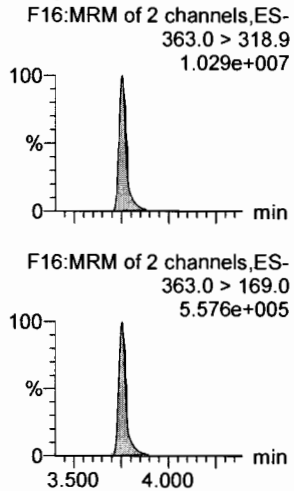

L-PFHxS

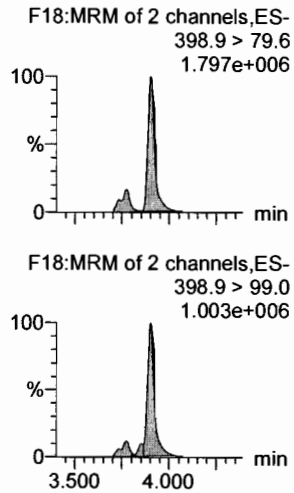

L-PFOA

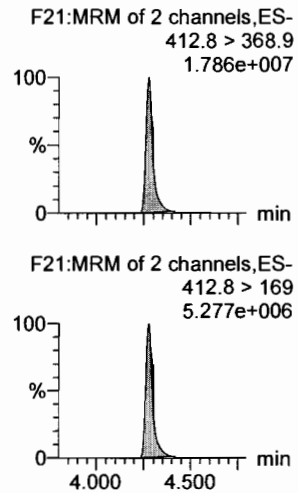

PFHpS

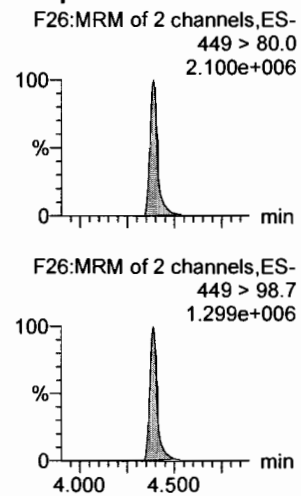

PFNA

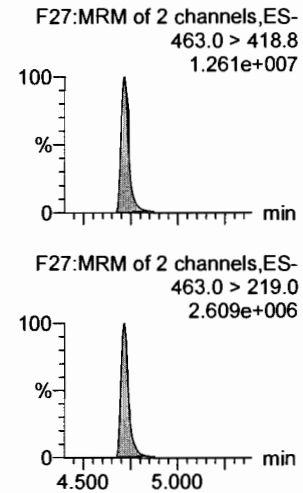

13C2-6:2 FTS

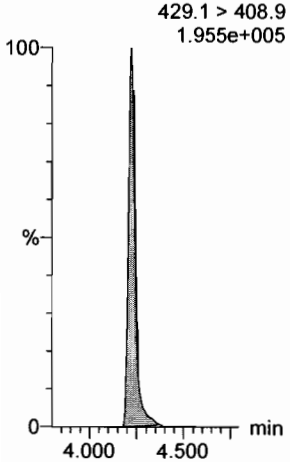

13C4-PFHpA

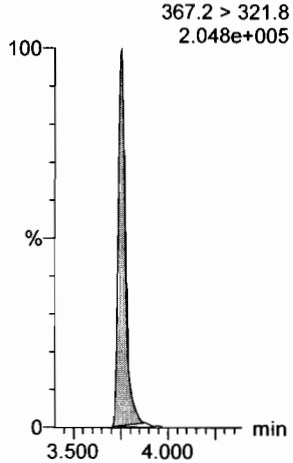

18O2-PFHxS

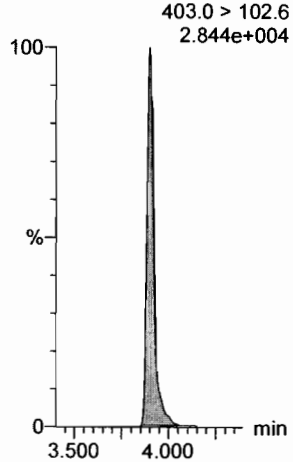

13C2-PFOA

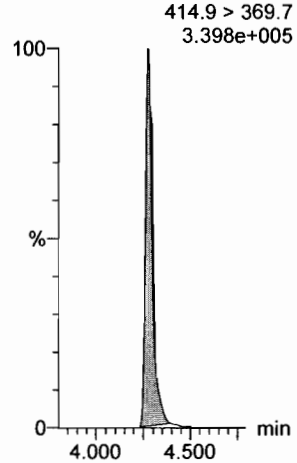

13C8-PFOS

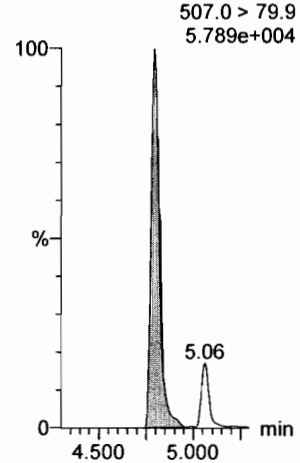

13C5-PFNA

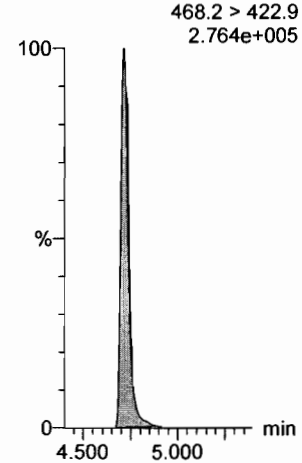

Dataset: F:\Projects\PFAS.PRO\Results\180927M1\180927M1-CRV.qld

Last Altered: Thursday, September 27, 2018 14:49:27 Pacific Daylight Time
Printed: Thursday, September 27, 2018 14:49:45 Pacific Daylight Time

Name: 180927M2_11, Date: 27-Sep-2018, Time: 13:58:48, ID: ST180927M2-10 PFC CS7 18I1710, Description: PFC CS7 18HI1710

PFOSA
F30:MRM of 2 channels,ES-
497.9 > 77.9
3.413e+006

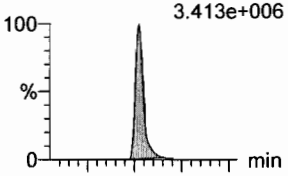

F30:MRM of 2 channels,ES-
497.9 > 169
1.324e+005

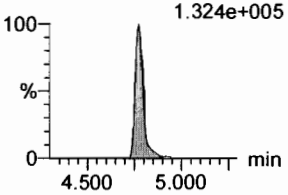

L-PFOS
F32:MRM of 2 channels,ES-
498.9 > 79.9
1.813e+006

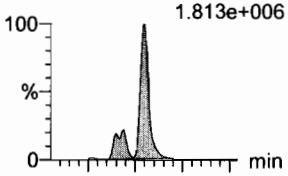

F32:MRM of 2 channels,ES-
498.9 > 99
1.010e+006

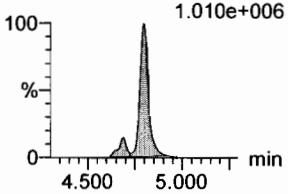

PFDA
F37:MRM of 2 channels,ES-
513 > 468.8
1.287e+007

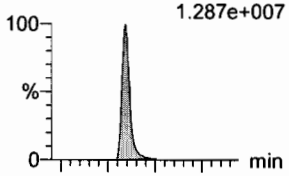

F37:MRM of 2 channels,ES-
513 > 219
2.223e+006

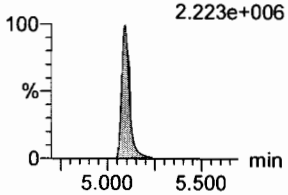

8:2 FTS
F42:MRM of 2 channels,ES-
527 > 506.9
2.463e+006

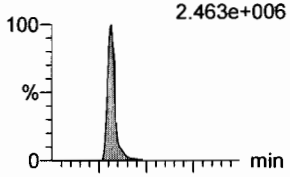

F42:MRM of 2 channels,ES-
527 > 80
9.281e+005

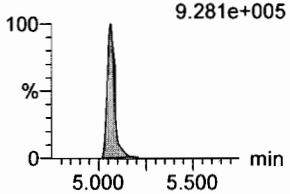

PFNS
F45:MRM of 2 channels,ES-
549.1 > 80.1
1.519e+006

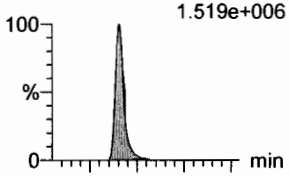

F45:MRM of 2 channels,ES-
549.1 > 99.1
9.595e+005

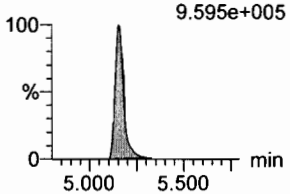

L-MeFOSAA
F48:MRM of 2 channels,ES-
570 > 419
5.226e+006

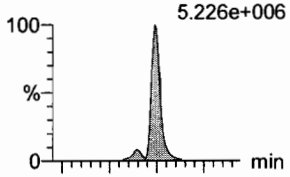

F48:MRM of 2 channels,ES-
570. > 512
1.962e+006

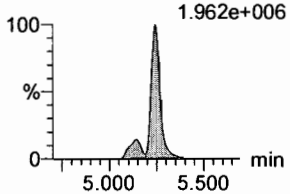

13C8-PFOSA
F34:MRM of 1 channel,ES-
506.1 > 77.7
8.365e+004

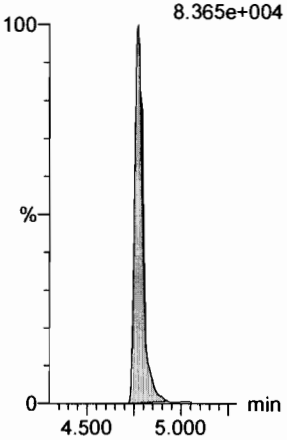

13C8-PFOS
F35:MRM of 1 channel,ES-
507.0 > 79.9
5.789e+004

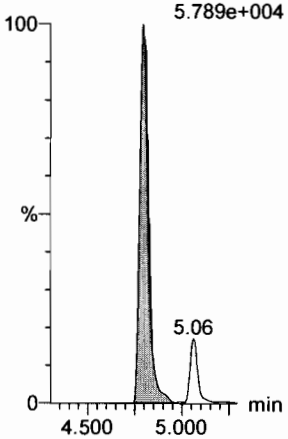

13C2-PFDA
F38:MRM of 1 channel,ES-
515.1 > 469.9
2.726e+005

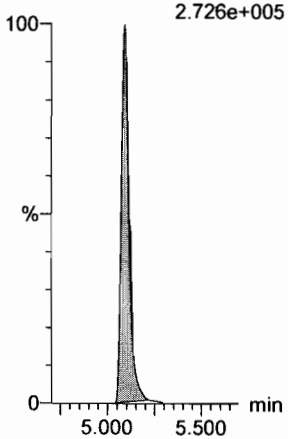

13C2-8:2 FTS
F43:MRM of 1 channel,ES-
529.1 > 508.7
1.322e+005

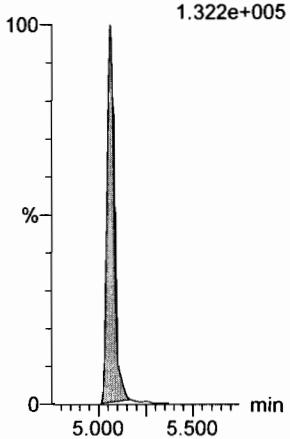

13C8-PFOS
F35:MRM of 1 channel,ES-
507.0 > 79.9
5.789e+004

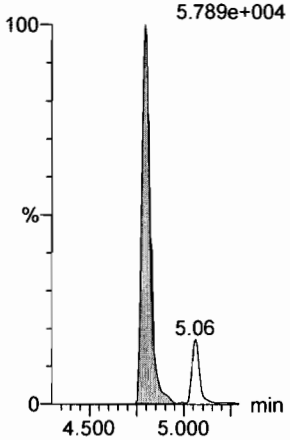

d3-N-MeFOSAA
F50:MRM of 1 channel,ES-
573.3 > 419
1.140e+005

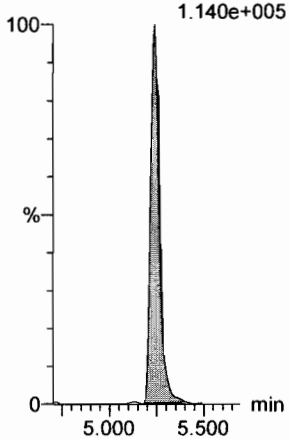

Dataset: F:\Projects\PFAS.PRO\Results\180927M1\180927M1-CRV.qld

Last Altered: Thursday, September 27, 2018 14:49:27 Pacific Daylight Time
Printed: Thursday, September 27, 2018 14:49:45 Pacific Daylight Time

Name: 180927M2_11, Date: 27-Sep-2018, Time: 13:58:48, ID: ST180927M2-10 PFC CS7 18I1710, Description: PFC CS7 18HI1710

L-EtFOSAA

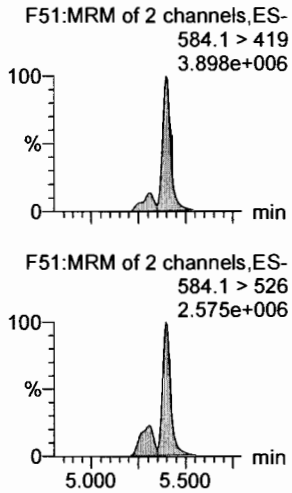

PFDoA

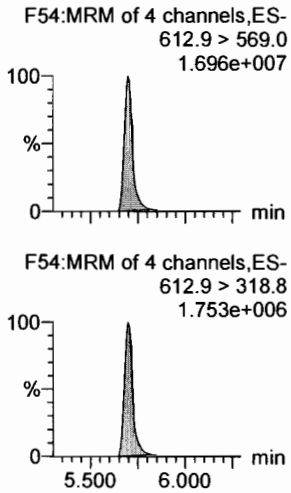

PFDS

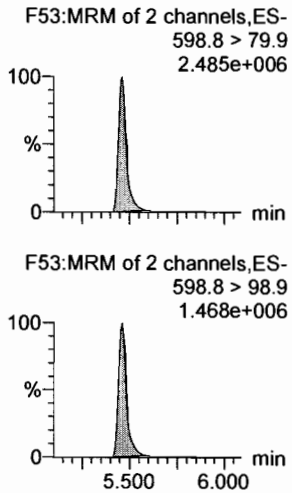

PFUdA

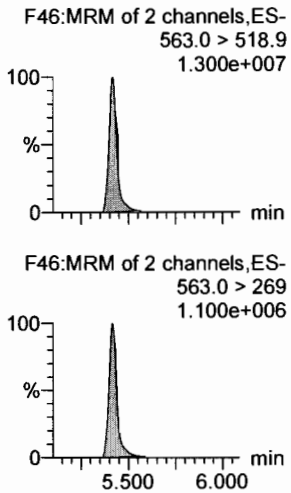

N-MeFOSA

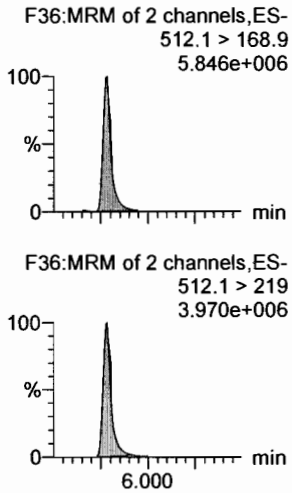

PFTrDA

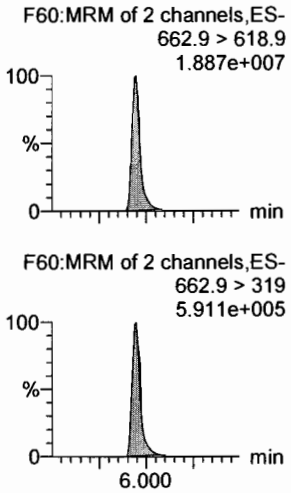

d5-N-EtFOSAA

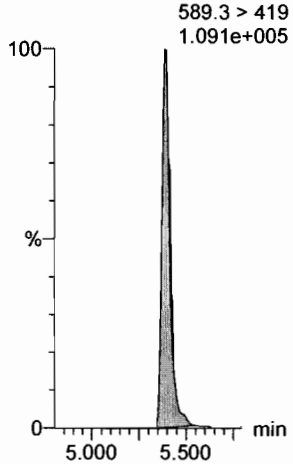

13C2-PFDoA

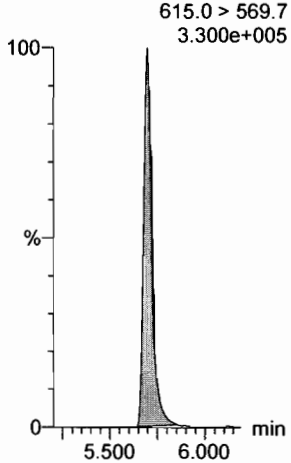

13C8-PFOS

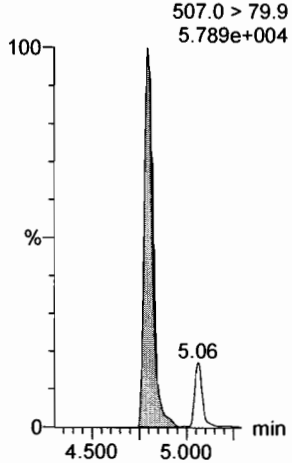

13C2-PFUdA

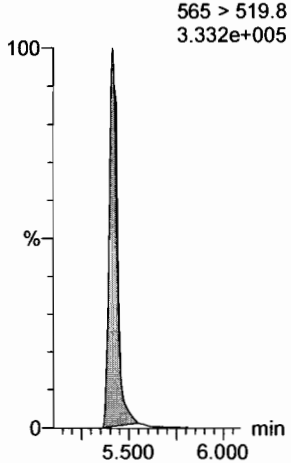

d3-N-MeFOSA

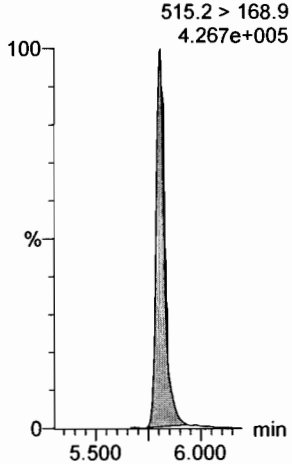

13C2-PFDoA

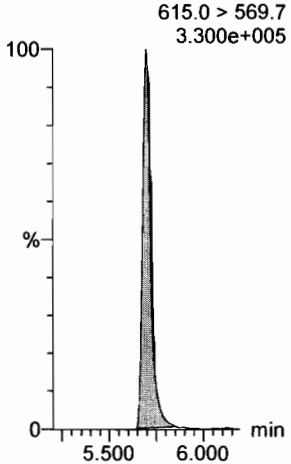

Dataset: F:\Projects\PFAS.PRO\Results\180927M1\180927M1-CRV.qld

Last Altered: Thursday, September 27, 2018 14:49:27 Pacific Daylight Time
Printed: Thursday, September 27, 2018 14:49:45 Pacific Daylight Time

Name: 180927M2_11, Date: 27-Sep-2018, Time: 13:58:48, ID: ST180927M2-10 PFC CS7 18I1710, Description: PFC CS7 18HI1710

PFTeDA
F61:MRM of 2 channels,ES-
712.8 > 669.0
1.858e+007

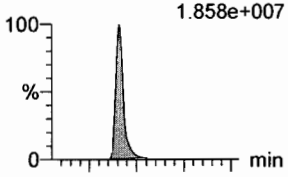

F61:MRM of 2 channels,ES-
712.8 > 368.9
1.368e+006

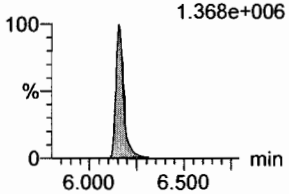

N-EtFOSA
F41:MRM of 2 channels,ES-
526.1 > 168.9
5.688e+006

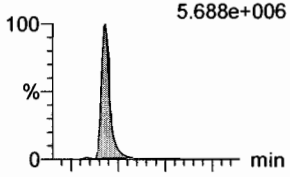

F41:MRM of 2 channels,ES-
526.1 > 219
3.630e+006

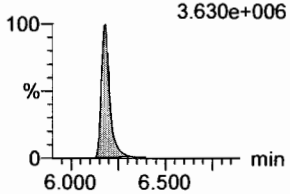

PFHxDA
F63:MRM of 2 channels,ES-
813.1 > 768.6
1.098e+007

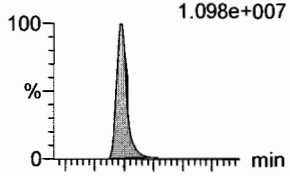

F63:MRM of 2 channels,ES-
813.1 > 219
3.034e+005

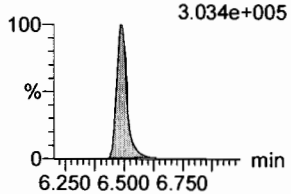

PFODA
F65:MRM of 1 channel,ES-
913.1 > 868.8
1.857e+007

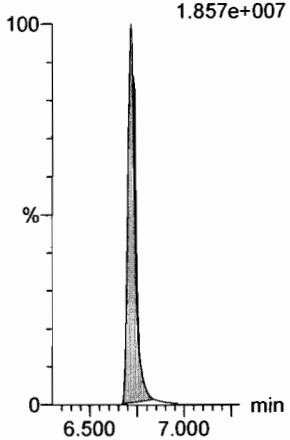

N-MeFOSE
F56:MRM of 1 channel,ES-
616.1 > 58.9
5.185e+006

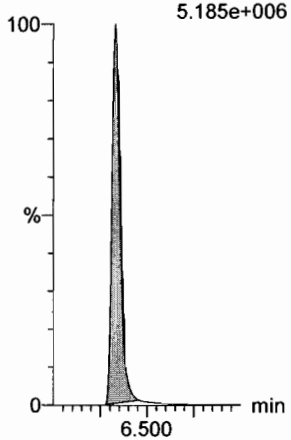

N-EtFOSE
F58:MRM of 1 channel,ES-
630.1 > 58.9
5.809e+006

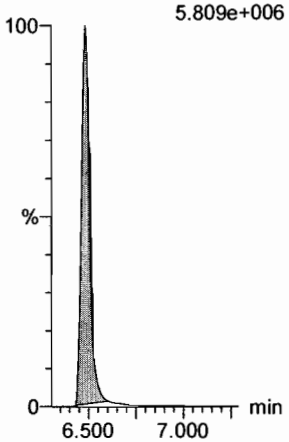

13C2-PFTeDA
F62:MRM of 2 channels,ES-
714.8 > 669.6
3.671e+005

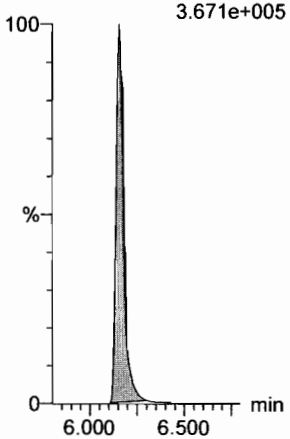

d5-N-ETFOSA
F44:MRM of 1 channel,ES-
531.1 > 168.9
4.143e+005

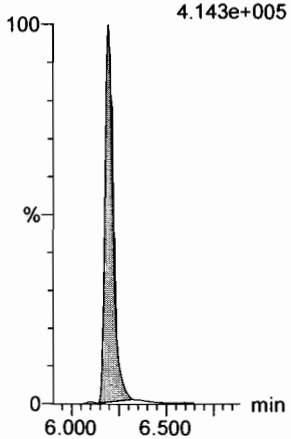

13C2-PFHxDA
F64:MRM of 1 channel,ES-
815 > 769.7
2.139e+005

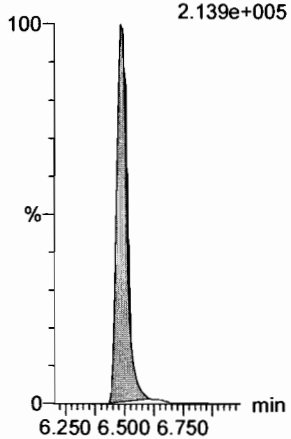

13C2-PFHxDA
F64:MRM of 1 channel,ES-
815 > 769.7
2.139e+005

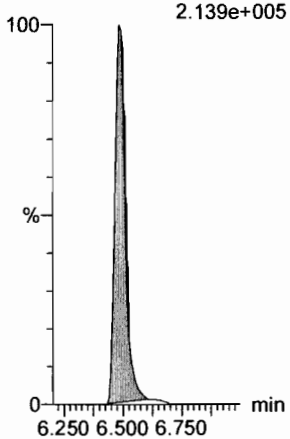

d7-N-MeFOSE
F57:MRM of 1 channel,ES-
623.1 > 58.9
3.411e+005

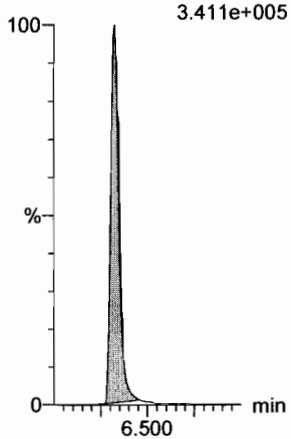

d9-N-EtFOSE
F59:MRM of 1 channel,ES-
639.2 > 58.8
3.438e+005

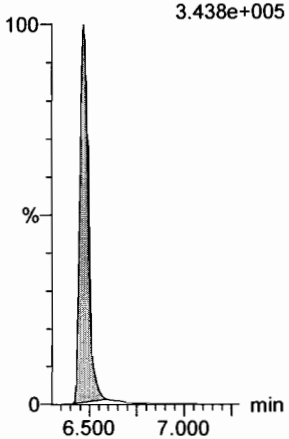

Dataset: F:\Projects\PFAS.PRO\Results\180927M1\180927M1-CRV.qld

Last Altered: Thursday, September 27, 2018 14:49:27 Pacific Daylight Time
Printed: Thursday, September 27, 2018 14:49:45 Pacific Daylight Time

Name: 180927M2_11, Date: 27-Sep-2018, Time: 13:58:48, ID: ST180927M2-10 PFC CS7 18I1710, Description: PFC CS7 18HI1710

13C4-PFBA

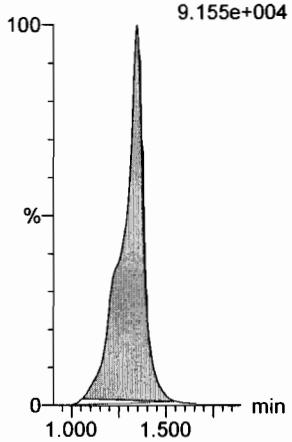

13C5-PFHxA

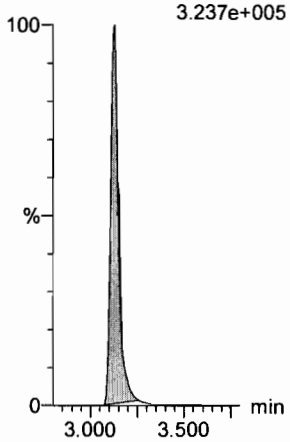

13C3-PFHxS

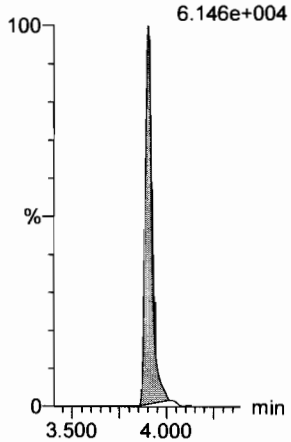

13C8-PFOA

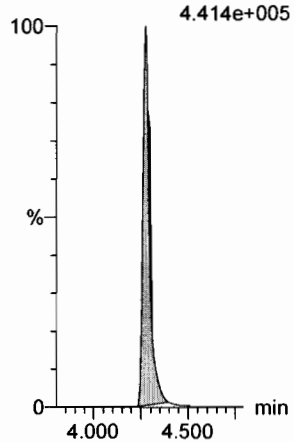

13C9-PFNA

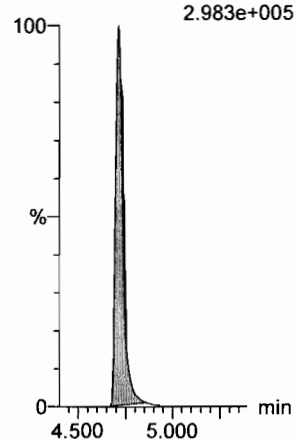

13C4-PFOS

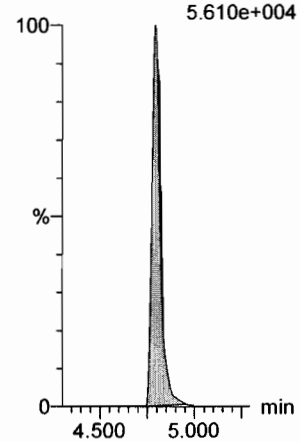

13C6-PFDA

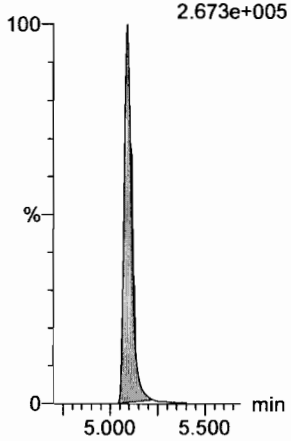

13C7-PFUdA

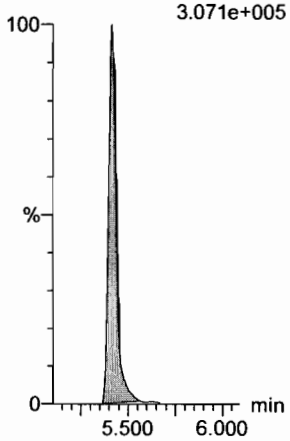

Dataset: F:\Projects\PFAS.PRO\Results\180927M1\180927M1-ICV.qld

Last Altered: Friday, September 28, 2018 10:30:44 Pacific Daylight Time
Printed: Friday, September 28, 2018 10:30:48 Pacific Daylight Time

AD 9/28/18

Name: 180927M2_13, Date: 27-Sep-2018, Time: 14:19:59, ID: ICV180927M2-1 PFC ICV 18I1711, Description: PFC ICV 18I1711

	#	Name	Trace	Area	IS Area	wt/vol	RT	Response	Conc.	%Rec	Recovery ...	Ion Ratio	Ratio Out?
1	1	PFBA	213.0 > 168.8	7338.012	7824.413	1.00	1.35	11.723	10.0	99.8	NO		
2	2	PFPeA	263.1 > 218.9	9033.021	11862.316	1.00	2.34	9.519	9.4	94.5	NO		
3	3	PFBS	299.0 > 79.7	2134.388	1682.143	1.00	2.63	15.861	8.3	83.2	NO	2.829	NO
4	4	4:2 FTS	327.2>307.2	2091.691	3130.453	1.00	3.04	8.352	9.3	93.2	NO	1.916	NO
5	5	PFHxA	313 > 269	13605.731	7542.842	1.00	3.13	9.019	9.6	96.4	NO	14.971	NO
6	6	PFPeS	349.1>80.1	1569.961	1682.143	1.00	3.33	11.666	8.8	88.0	NO	1.331	NO
7	36	13C3-PFBA	216.1 > 171.8	7824.413	10835.709	1.00	1.35	9.026	11.5	92.2	NO		
8	37	13C3-PFPeA	266. > 221.8	11862.316	18569.244	1.00	2.34	7.985	12.8	102.1	NO		
9	38	13C3-PFBS	302. > 98.8	1682.143	3168.771	1.00	2.63	6.636	12.4	99.4	NO		
10	39	13C2-4:2 FTS	329.2>308.9	3130.453	3168.771	1.00	3.04	12.349	11.6	92.9	NO		
11	40	13C2-PFHxA	315 > 270	7542.842	18569.244	1.00	3.13	5.078	5.0	100.2	NO		
12	38	13C3-PFBS	302. > 98.8	1682.143	3168.771	1.00	2.63	6.636	12.4	99.4	NO		
13	-1												
14	10	6:2 FTS	427.1 > 407	2653.927	3178.323	1.00	4.22	10.438	10.2	102.3	NO	3.204	NO
15	7	PFHpA	363.0 > 318.9	10417.629	10647.929	1.00	3.75	12.230	9.6	95.6	NO	18.976	NO
16	8	L-PFHxS	398.9 > 79.6	1808.765	1406.874	1.00	3.91	16.071	8.4	83.7	NO	1.728	NO
17	11	L-PFOA	412.8 > 368.9	17562.414	16834.666	1.00	4.28	13.040	9.5	94.9	NO	3.390	NO
18	13	PFHpS	449 > 80.0	1996.686	3311.333	1.00	4.39	7.537	9.2	91.8	NO	1.658	NO
19	14	PFNA	463.0 > 418.8	13814.897	15144.713	1.00	4.72	11.402	10.2	102.4	NO	5.021	NO
20	43	13C2-6:2 FTS	429.1 > 408.9	3178.323	3186.904	1.00	4.22	12.466	11.8	94.1	NO		
21	41	13C4-PFHpA	367.2 > 321.8	10647.929	18569.244	1.00	3.75	7.168	12.5	99.7	NO		
22	42	18O2-PFHxS	403.0 > 102.6	1406.874	3168.771	1.00	3.90	5.550	12.3	98.5	NO		
23	44	13C2-PFOA	414.9 > 369.7	16834.666	21893.092	1.00	4.28	9.612	12.6	101.1	NO		
24	47	13C8-PFOS	507.0 > 79.9	3311.333	3186.904	1.00	4.80	12.988	12.7	101.8	NO		
25	45	13C5-PFNA	468.2 > 422.9	15144.713	15608.279	1.00	4.72	12.129	12.7	101.6	NO		
26	-1												
27	15	PFOSA	497.9 > 77.9	4354.393	5133.562	1.00	4.77	10.603	10.1	100.6	NO	35.661	NO
28	16	L-PFOS	498.9 > 79.9	2434.633	3311.333	1.00	4.80	9.191	9.5	94.5	NO	1.987	NO
29	18	PFDA	513 > 468.8	13436.841	15061.683	1.00	5.09	11.152	8.8	87.6	NO	5.995	NO
30	19	8:2 FTS	527 > 506.9	2694.450	2267.149	1.00	5.06	14.856	9.6	95.9	NO	3.167	NO
31	20	PFNS	549.1 > 80.1	1815.352	3311.333	1.00	5.16	6.853	9.9	99.3	NO	1.684	NO
32	21	L-MeFOSAA	570 > 419	7842.663	6708.323	1.00	5.24	14.614	10.9	108.9	NO	2.869	NO
33	46	13C8-PFOSA	506.1 > 77.7	5133.562	19460.938	1.00	4.78	3.297	11.8	94.5	NO		
34	47	13C8-PFOS	507.0 > 79.9	3311.333	3186.904	1.00	4.80	12.988	12.7	101.8	NO		
35	48	13C2-PFDA	515.1 > 469.9	15061.683	14299.191	1.00	5.09	13.167	12.8	102.8	NO		
36	49	13C2-8:2 FTS	529.1 > 508.7	2267.149	3186.904	1.00	5.06	8.892	11.8	94.4	NO		

✓ CAH 9/28/18

Dataset: F:\Projects\PFAS.PRO\Results\180927M1\180927M1-ICV.qld

Last Altered: Friday, September 28, 2018 10:30:44 Pacific Daylight Time
Printed: Friday, September 28, 2018 10:30:48 Pacific Daylight Time

Name: 180927M2_13, Date: 27-Sep-2018, Time: 14:19:59, ID: ICV180927M2-1 PFC ICV 18I1711, Description: PFC ICV 18I1711

	#	Name	Trace	Area	IS Area	wt/vol	RT	Response	Conc.	%Rec	Recovery ...	Ion Ratio	Ratio Out?
37	47	13C8-PFOS	507.0 > 79.9	3311.333	3186.904	1.00	4.80	12.988	12.7	101.8	NO		
38	50	d3-N-MeFOSAA	573.3 > 419	6708.323	19460.938	1.00	5.24	4.309	12.0	95.7	NO		
39	-1												
40	23	L-EtFOSAA	584.1 > 419	6126.917	7045.972	1.00	5.40	10.870	10.0	100.1	NO	1.450	NO
41	27	PFDoA	612.9 > 569.0	18420.553	18630.508	1.00	5.70	12.359	9.4	93.8	NO	9.805	NO
42	26	PFDS	598.8 > 79.9	2603.713	3311.333	1.00	5.46	9.829	9.3	93.3	NO	1.472	NO
43	25	PFUdA	563.0 > 518.9	14300.691	18775.066	1.00	5.42	9.521	9.3	92.5	NO	12.402	NO
44	28	N-MeFOSA	512.1 > 168.9		21391.449	1.00					NO		
45	29	PFTrDA	662.9 > 618.9	21493.582	18630.508	1.00	5.94	14.421	9.6	96.2	NO	32.112	NO
46	52	d5-N-EtFOSAA	589.3 > 419	7045.972	19460.938	1.00	5.40	4.526	12.2	97.4	NO		
47	53	13C2-PFDoA	615.0 > 569.7	18630.508	14299.191	1.00	5.70	16.286	12.6	100.6	NO		
48	47	13C8-PFOS	507.0 > 79.9	3311.333	3186.904	1.00	4.80	12.988	12.7	101.8	NO		
49	51	13C2-PFUdA	565 > 519.8	18775.066	19460.938	1.00	5.42	12.059	11.6	92.9	NO		
50	54	d3-N-MeFOSA	515.2 > 168.9	21391.449	19460.938	1.00	5.81	13.740	139.8	93.2	NO		
51	53	13C2-PFDoA	615.0 > 569.7	18630.508	14299.191	1.00	5.70	16.286	12.6	100.6	NO		
52	-1												
53	30	PFTeDA	712.8 > 669.0	20895.705	15549.785	1.00	6.16	16.797	9.7	97.3	NO	12.724	NO
54	31	N-EtFOSA	526.1 > 168.9		25672.322	1.00					NO		
55	32	PFHxDA	813.1 > 768.6		9743.606	1.00					NO		
56	33	PFODA	913.1 > 868.8		9743.606	1.00					NO		
57	34	N-MeFOSE	616.1 > 58.9		17628.275	1.00					NO		
58	35	N-EtFOSE	630.1 > 58.9		17212.553	1.00					NO		
59	55	13C2-PFTeDA	714.8 > 669.6	15549.785	19460.938	1.00	6.16	9.988	11.4	90.9	NO		
60	56	d5-N-ETFOSA	531.1 > 168.9	25672.322	19460.938	1.00	6.20	16.490	143.2	95.5	NO		
61	57	13C2-PFHxDA	815 > 769.7	9743.606	19460.938	1.00	6.49	6.258	4.5	90.4	NO		
62	57	13C2-PFHxDA	815 > 769.7	9743.606	19460.938	1.00	6.49	6.258	4.5	90.4	NO		
63	58	d7-N-MeFOSE	623.1 > 58.9	17628.275	19460.938	1.00	6.33	11.323	139.4	92.9	NO		
64	59	d9-N-EtFOSE	639.2 > 58.8	17212.553	19460.938	1.00	6.48	11.056	133.2	88.8	NO		
65	-1												
66	60	13C4-PFBA	217. > 172	10835.709	10835.709	1.00	1.34	12.500	12.5	100.0	NO		
67	61	13C5-PFHxA	318 > 272.9	18569.244	18569.244	1.00	3.13	12.500	12.5	100.0	NO		
68	62	13C3-PFHxS	401.8 > 79.9	3168.771	3168.771	1.00	3.91	12.500	12.5	100.0	NO		
69	63	13C8-PFOA	420.9 > 376	21893.092	21893.092	1.00	4.28	12.500	12.5	100.0	NO		
70	64	13C9-PFNA	472.2 > 426.9	15608.279	15608.279	1.00	4.72	12.500	12.5	100.0	NO		
71	65	13C4-PFOS	503 > 79.9	3186.904	3186.904	1.00	4.80	12.500	12.5	100.0	NO		
72	66	13C6-PFDA	519.1 > 473.7	14299.191	14299.191	1.00	5.09	12.500	12.5	100.0	NO		

Dataset: F:\Projects\PFAS.PRO\Results\180927M1\180927M1-ICV.qld

Last Altered: Friday, September 28, 2018 10:30:44 Pacific Daylight Time
Printed: Friday, September 28, 2018 10:30:48 Pacific Daylight Time

Name: 180927M2_13, Date: 27-Sep-2018, Time: 14:19:59, ID: ICV180927M2-1 PFC ICV 18I1711, Description: PFC ICV 18I1711

	#	Name	Trace	Area	IS Area	wt/vol	RT	Response	Conc.	%Rec	Recovery ...	Ion Ratio	Ratio Out?
73	67	13C7-PFUdA	570.1 > 524.8	19460.938	19460.938	1.00	5.41	12.500	12.5	100.0	NO		

Vista Analytical Laboratory

Dataset: F:\Projects\PFAS.PRO\Results\180927M1\180927M1-ICV.qld

Last Altered: Friday, September 28, 2018 10:30:44 Pacific Daylight Time
Printed: Friday, September 28, 2018 10:30:48 Pacific Daylight Time

Method: F:\Projects\PFAS.PRO\MethDB\PFAS_FULL_80C_092718.mdb 27 Sep 2018 14:49:25
Calibration: F:\Projects\PFAS.PRO\CurveDB\C18_VAL-PFAS_Q4_09-27-18.cdb 28 Sep 2018 09:49:55

Name: 180927M2_13, Date: 27-Sep-2018, Time: 14:19:59, ID: ICV180927M2-1 PFC ICV 18I1711, Description: PFC ICV 18I1711

PFBA
F2:MRM of 1 channel,ES-
213.0 > 168.8
7.143e+004

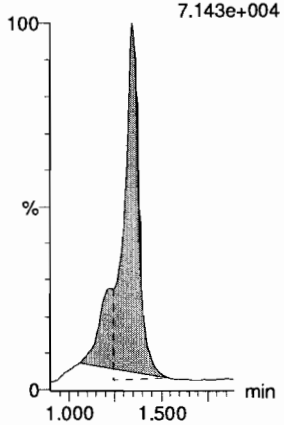

PFPeA
F5:MRM of 1 channel,ES-
263.1 > 218.9
1.818e+005

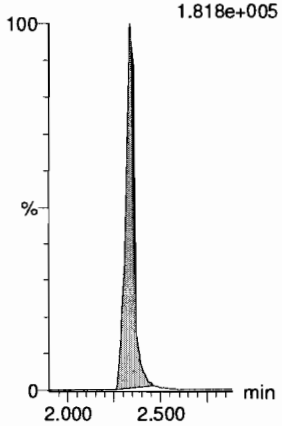

PFBS
F7:MRM of 2 channels,ES-
299.0 > 79.7
4.360e+004

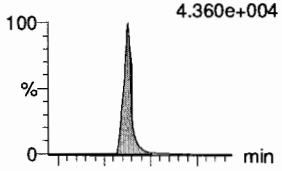

F7:MRM of 2 channels,ES-
299.0 > 99.0
1.529e+004

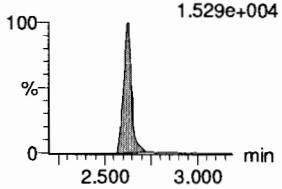

4:2 FTS
F12:MRM of 2 channels,ES-
327.2 > 307.2
4.614e+004

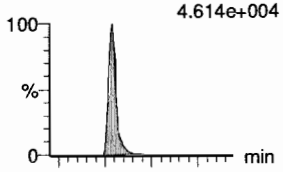

F12:MRM of 2 channels,ES-
327.2 > 81.1
2.332e+004

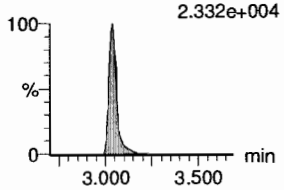

PFHxA
F9:MRM of 2 channels,ES-
313 > 269
2.949e+005

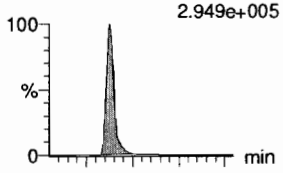

F9:MRM of 2 channels,ES-
313 > 118.9
1.894e+004

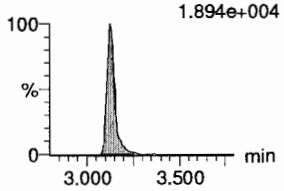

PFPeS
F15:MRM of 2 channels,ES-
349.1 > 80.1
4.077e+004

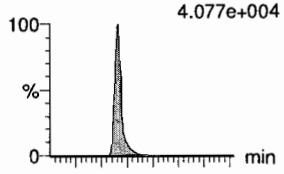

F15:MRM of 2 channels,ES-
349.1 > 99
2.911e+004

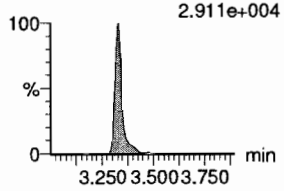

13C3-PFBA
F3:MRM of 1 channel,ES-
216.1 > 171.8
7.994e+004

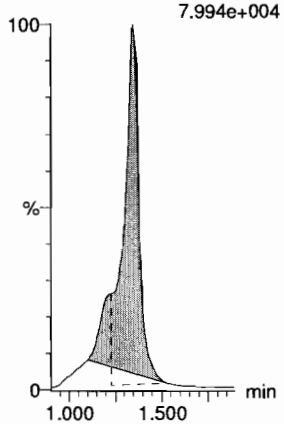

13C3-PFPeA
F6:MRM of 1 channel,ES-
266. > 221.8
2.381e+005

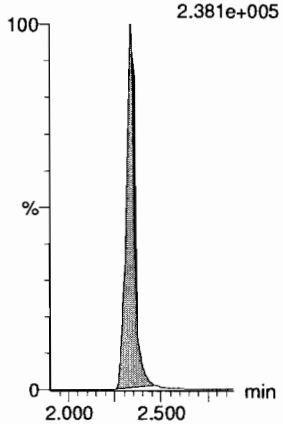

13C3-PFBS
F8:MRM of 1 channel,ES-
302. > 98.8
3.390e+004

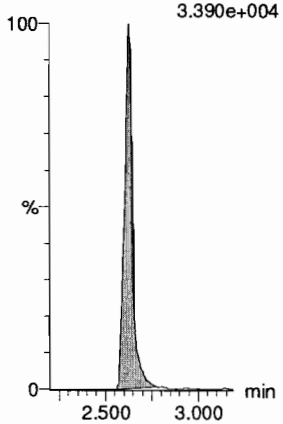

13C2-4:2 FTS
F13:MRM of 1 channel,ES-
329.2 > 308.9
6.836e+004

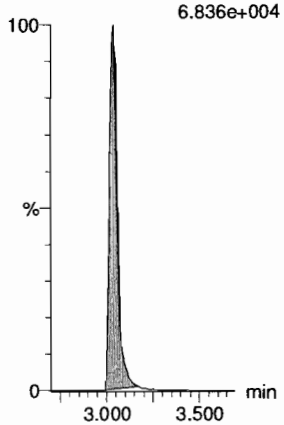

13C2-PFHxA
F10:MRM of 1 channel,ES-
315 > 270
1.642e+005

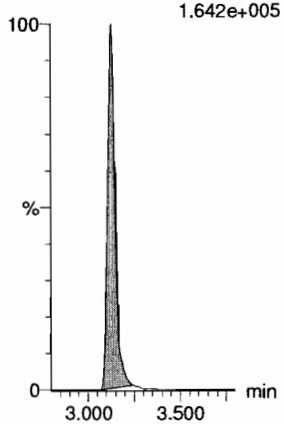

13C3-PFBS
F8:MRM of 1 channel,ES-
302. > 98.8
3.390e+004

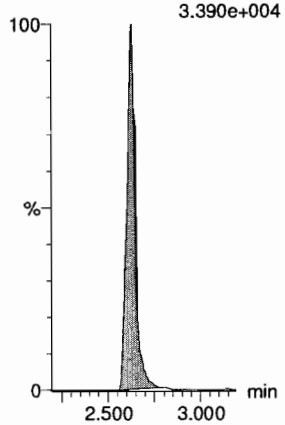

Dataset: F:\Projects\PFAS.PRO\Results\180927M1\180927M1-ICV.qld

Last Altered: Friday, September 28, 2018 10:30:44 Pacific Daylight Time
Printed: Friday, September 28, 2018 10:30:48 Pacific Daylight Time

Name: 180927M2_13, Date: 27-Sep-2018, Time: 14:19:59, ID: ICV180927M2-1 PFC ICV 18I1711, Description: PFC ICV 18I1711

6:2 FTS

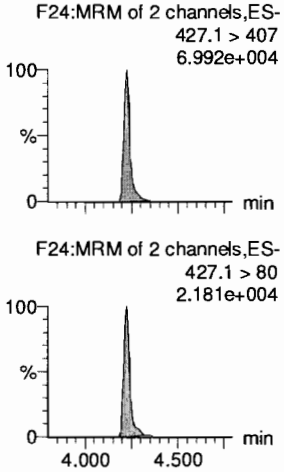

PFHpA

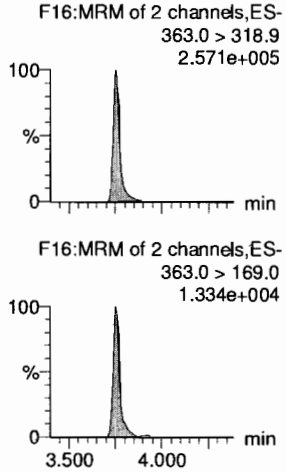

L-PFHxS

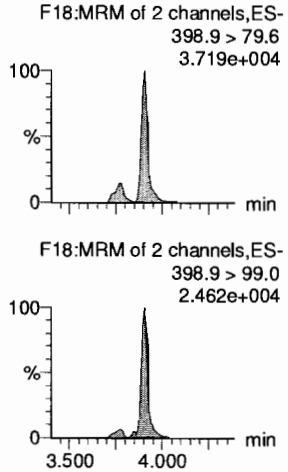

L-PFOA

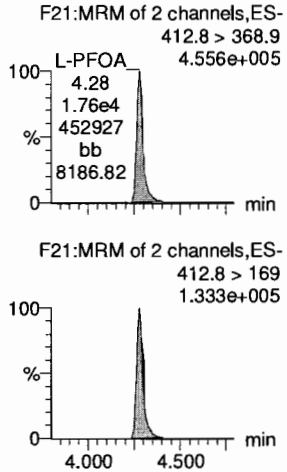

PFHpS

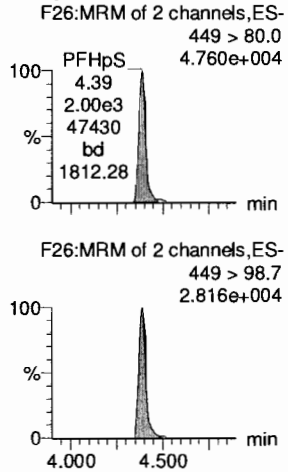

PFNA

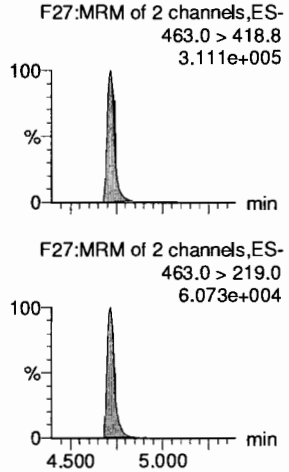

13C2-6:2 FTS

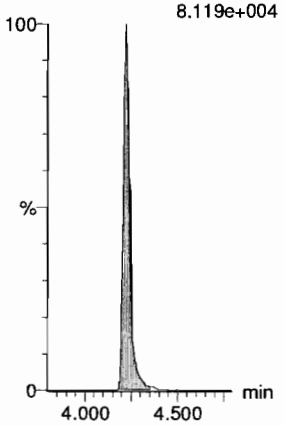

13C4-PFHpA

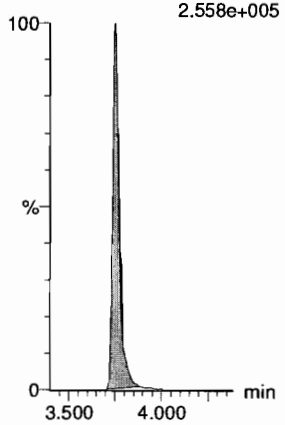

18O2-PFHxS

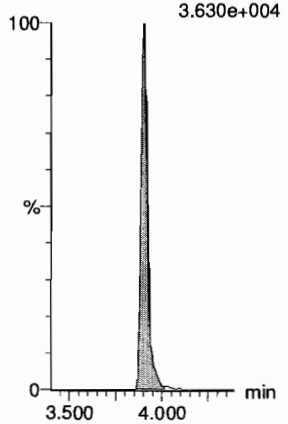

13C2-PFOA

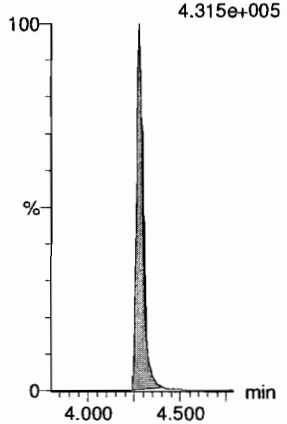

13C8-PFOS

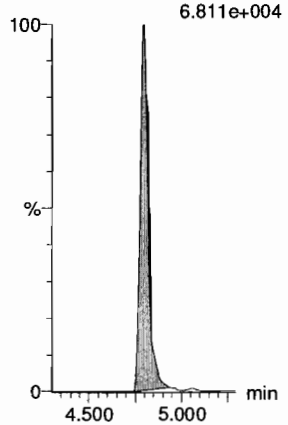

13C5-PFNA

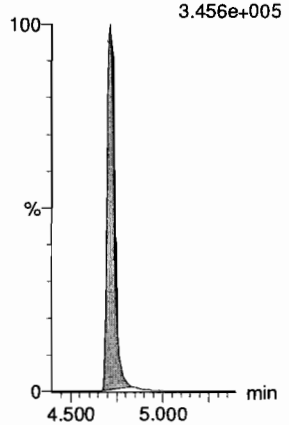

Vista Analytical Laboratory

Dataset: F:\Projects\PFAS.PRO\Results\180927M1\180927M1-ICV.qld

Last Altered: Friday, September 28, 2018 10:30:44 Pacific Daylight Time
Printed: Friday, September 28, 2018 10:30:48 Pacific Daylight Time

Name: 180927M2_13, Date: 27-Sep-2018, Time: 14:19:59, ID: ICV180927M2-1 PFC ICV 18I1711, Description: PFC ICV 18I1711

PFOSA
F30:MRM of 2 channels,ES-
497.9 > 77.9
8.985e+004

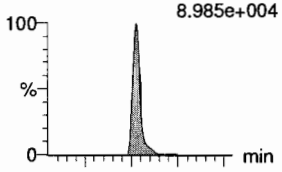

F30:MRM of 2 channels,ES-
497.9 > 169
2.676e+003

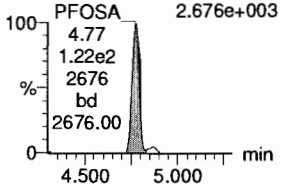

L-PFOS
F32:MRM of 2 channels,ES-
498.9 > 79.9
3.916e+004

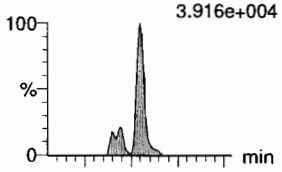

F32:MRM of 2 channels,ES-
498.9 > 99
2.208e+004

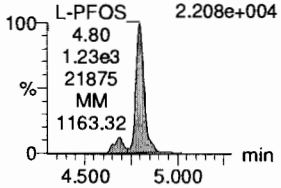

PFDA
F37:MRM of 2 channels,ES-
513 > 468.8
3.020e+005

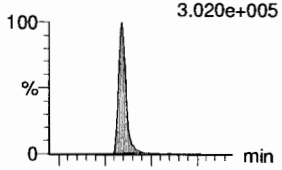

F37:MRM of 2 channels,ES-
513 > 219
5.000e+004

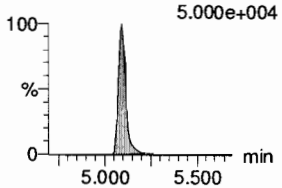

8:2 FTS
F42:MRM of 2 channels,ES-
527 > 506.9
6.052e+004

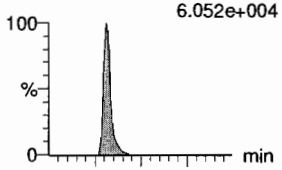

F42:MRM of 2 channels,ES-
527 > 80
1.919e+004

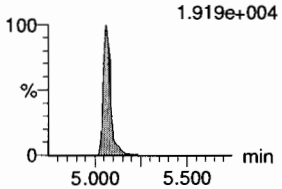

PFNS
F45:MRM of 2 channels,ES-
549.1 > 80.1
3.631e+004

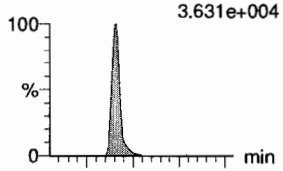

F45:MRM of 2 channels,ES-
549.1 > 99.1
2.226e+004

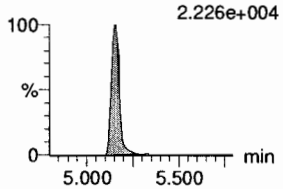

L-MeFOSAA
F48:MRM of 2 channels,ES-
570 > 419
1.520e+005

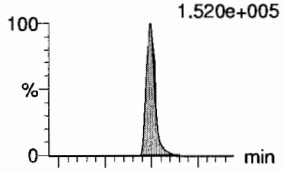

F48:MRM of 2 channels,ES-
570. > 512
5.445e+004

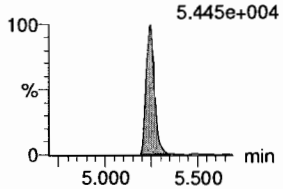

13C8-PFOSA
F34:MRM of 1 channel,ES-
506.1 > 77.7
1.100e+005

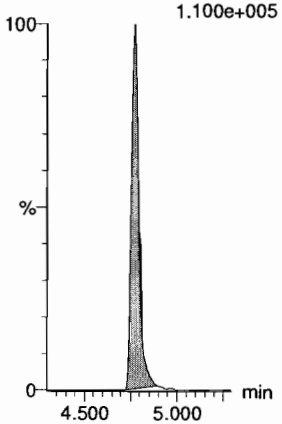

13C8-PFOS
F35:MRM of 1 channel,ES-
507.0 > 79.9
6.811e+004

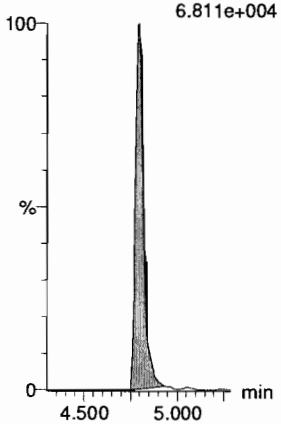

13C2-PFDA
F38:MRM of 1 channel,ES-
515.1 > 469.9
3.296e+005

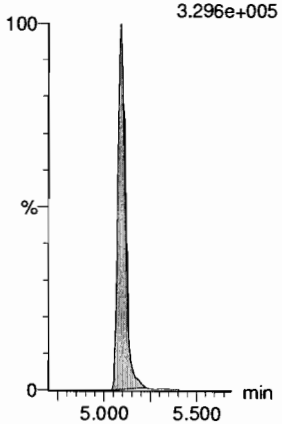

13C2-8:2 FTS
F43:MRM of 1 channel,ES-
529.1 > 508.7
5.168e+004

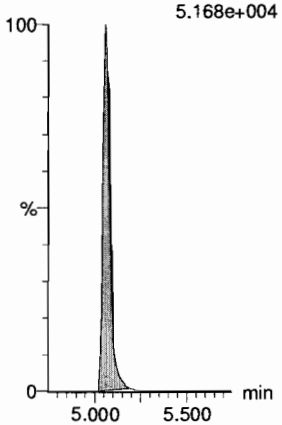

13C8-PFOS
F35:MRM of 1 channel,ES-
507.0 > 79.9
6.811e+004

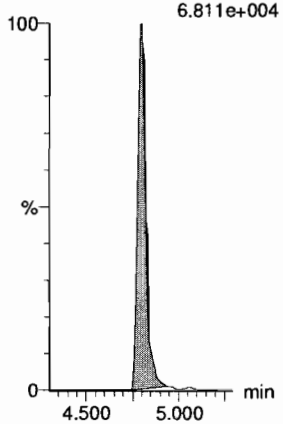

d3-N-MeFOSAA
F50:MRM of 1 channel,ES-
573.3 > 419
1.324e+005

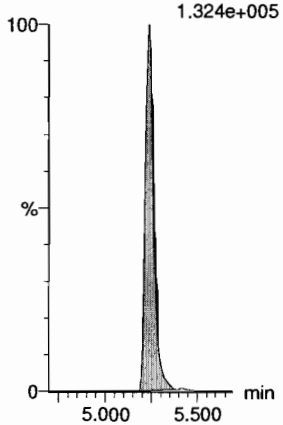

Dataset: F:\Projects\PFAS.PRO\Results\180927M1\180927M1-ICV.qld

Last Altered: Friday, September 28, 2018 10:30:44 Pacific Daylight Time
Printed: Friday, September 28, 2018 10:30:48 Pacific Daylight Time

Name: 180927M2_13, Date: 27-Sep-2018, Time: 14:19:59, ID: ICV180927M2-1 PFC ICV 18I1711, Description: PFC ICV 18I1711

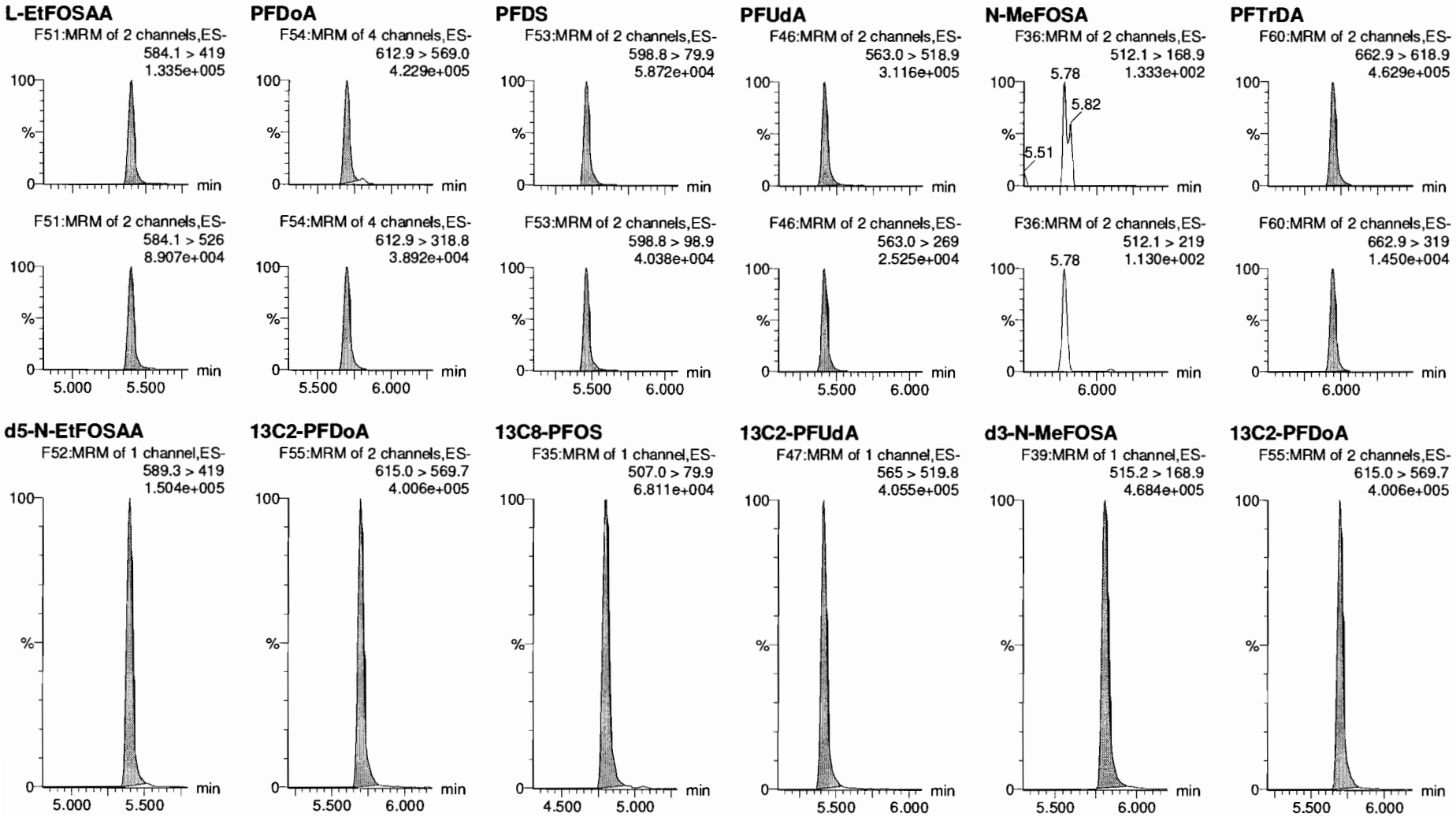

Dataset: F:\Projects\PFAS.PRO\Results\180927M1\180927M1-ICV.qld

Last Altered: Friday, September 28, 2018 10:30:44 Pacific Daylight Time
Printed: Friday, September 28, 2018 10:30:48 Pacific Daylight Time

Name: 180927M2_13, Date: 27-Sep-2018, Time: 14:19:59, ID: ICV180927M2-1 PFC ICV 18I1711, Description: PFC ICV 18I1711

PFTeDA
F61:MRM of 2 channels,ES-
712.8 > 669.0
4.837e+005

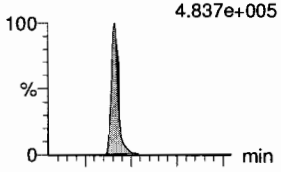

F61:MRM of 2 channels,ES-
712.8 > 368.9
3.851e+004

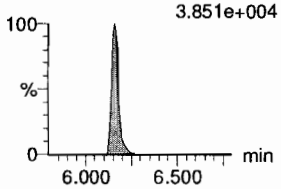

N-EtFOSA
F41:MRM of 2 channels,ES-
526.1 > 168.9
2.006e+002

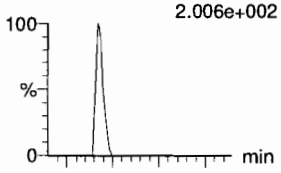

F41:MRM of 2 channels,ES-
526.1 > 219
3.703e+001

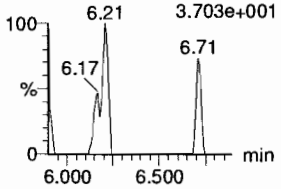

PFHxDA
F63:MRM of 2 channels,ES-
813.1 > 768.6
3.681e+003

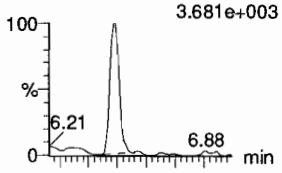

F63:MRM of 2 channels,ES-
813.1 > 219
5.925e+001

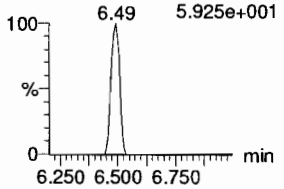

PFODA
F65:MRM of 1 channel,ES-
913.1 > 868.8
2.497e+003

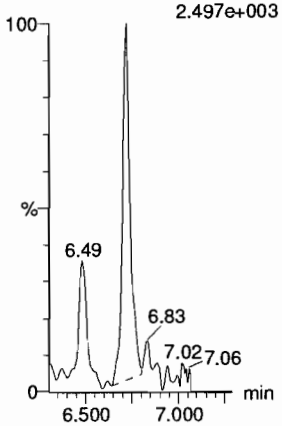

N-MeFOSE
F56:MRM of 1 channel,ES-
616.1 > 58.9
2.640e+002

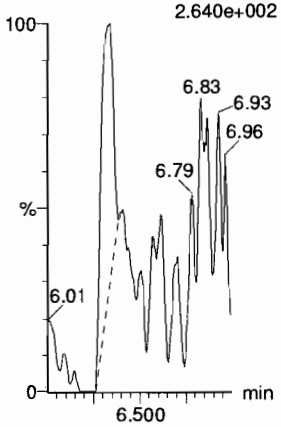

N-EtFOSE
F58:MRM of 1 channel,ES-
630.1 > 58.9
3.057e+002

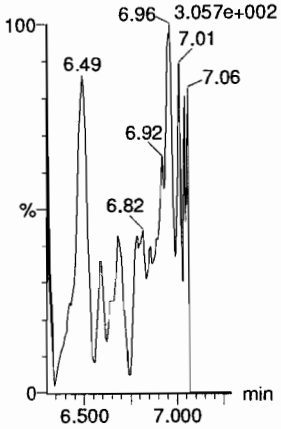

13C2-PFTeDA
F62:MRM of 2 channels,ES-
714.8 > 669.6
3.596e+005

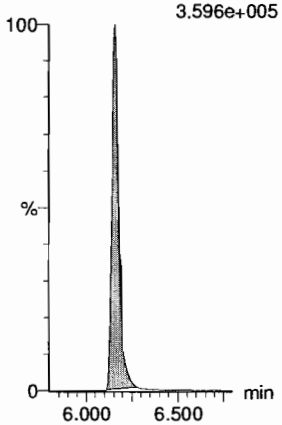

d5-N-ETFOSA
F44:MRM of 1 channel,ES-
531.1 > 168.9
5.519e+005

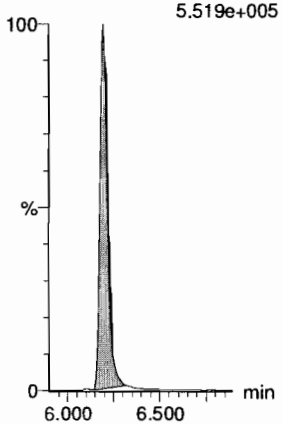

13C2-PFHxDA
F64:MRM of 1 channel,ES-
815 > 769.7
2.092e+005

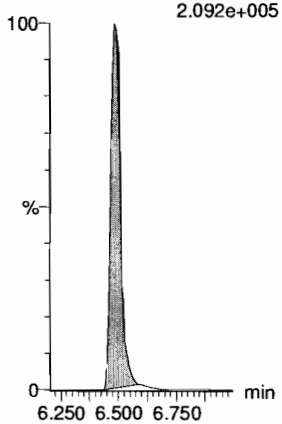

13C2-PFHxDA
F64:MRM of 1 channel,ES-
815 > 769.7
2.092e+005

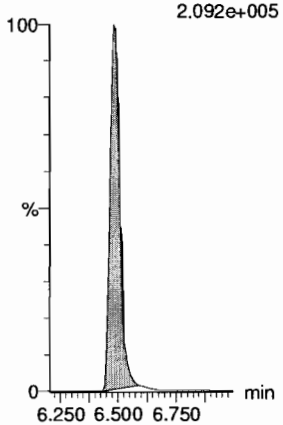

d7-N-MeFOSE
F57:MRM of 1 channel,ES-
623.1 > 58.9
3.575e+005

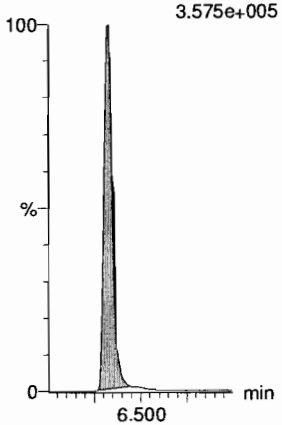

d9-N-EtFOSE
F59:MRM of 1 channel,ES-
639.2 > 58.8
3.481e+005

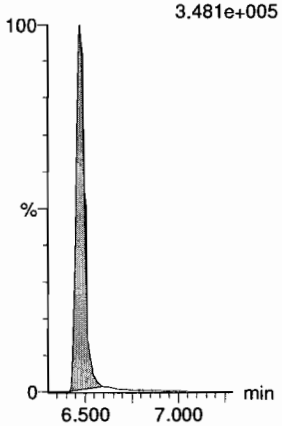

Dataset: F:\Projects\PFAS.PRO\Results\180927M1\180927M1-ICV.qld

Last Altered: Friday, September 28, 2018 10:30:44 Pacific Daylight Time
Printed: Friday, September 28, 2018 10:30:48 Pacific Daylight Time

Name: 180927M2_13, Date: 27-Sep-2018, Time: 14:19:59, ID: ICV180927M2-1 PFC ICV 18I1711, Description: PFC ICV 18I1711

13C4-PFBA

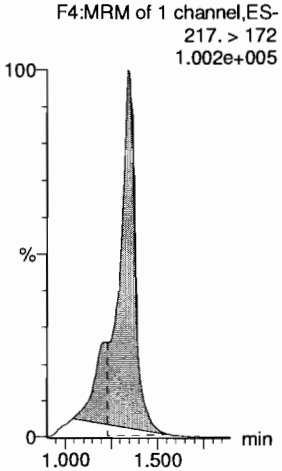

13C5-PFHxA

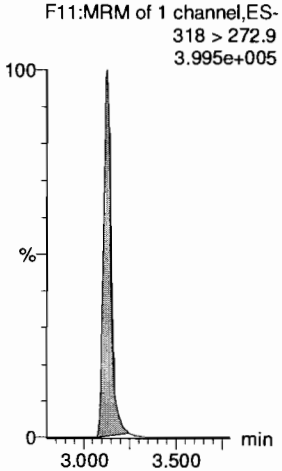

13C3-PFHxS

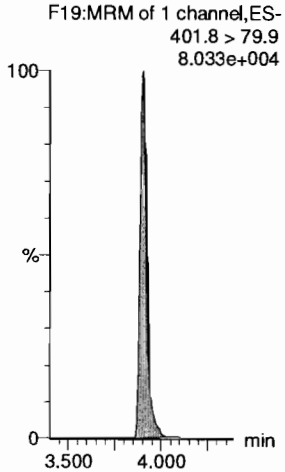

13C8-PFOA

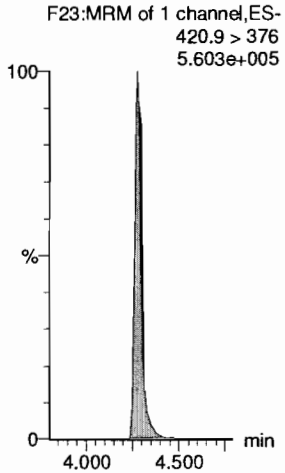

13C9-PFNA

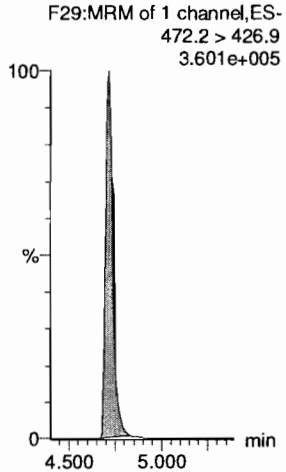

13C4-PFOS

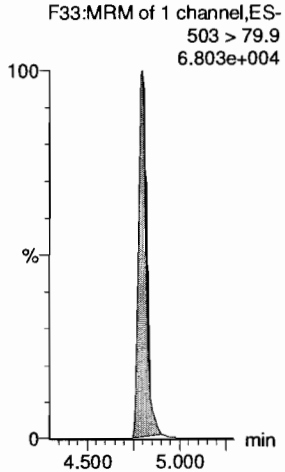

13C6-PFDA

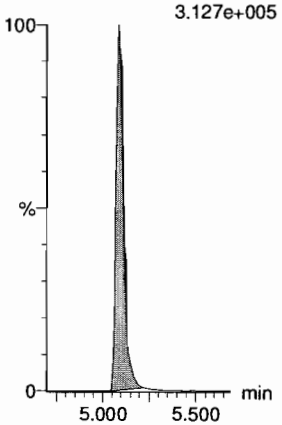

13C7-PFUdA



Vista Analytical Laboratory

Dataset: F:\Projects\PFAS.PRO\Results\180927M2\180927M2-IB.qld

Last Altered: Friday, September 28, 2018 10:35:05 Pacific Daylight Time
Printed: Friday, September 28, 2018 10:39:50 Pacific Daylight Time

Method: F:\Projects\PFAS.PRO\MethDB\PFAS_FULL_80C_092718.mdb 27 Sep 2018 14:49:25
Calibration: F:\Projects\PFAS.PRO\CurveDB\C18_VAL-PFAS_Q4_09-27-18.cdb 28 Sep 2018 09:49:55

Name: 180927M2_12, Date: 27-Sep-2018, Time: 14:09:26, ID: IPA, Description: IPA

PFBA

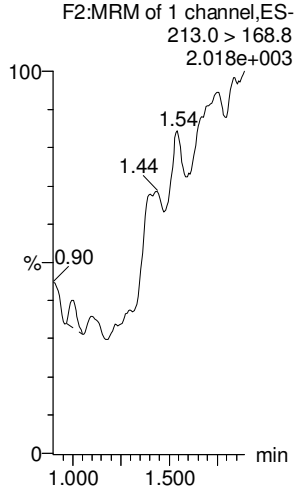

PFPeA

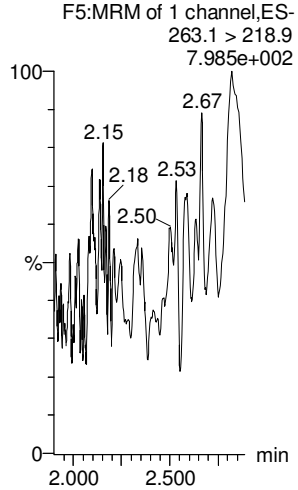

PFBS

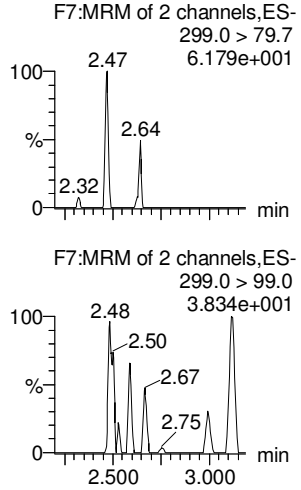

4:2 FTS

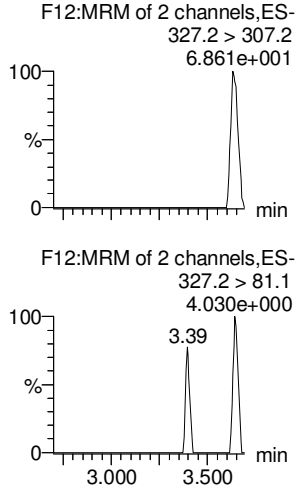

PFHxA

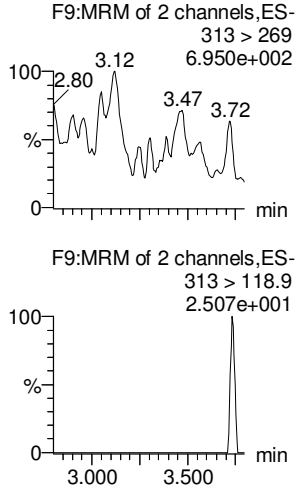

PFPeS

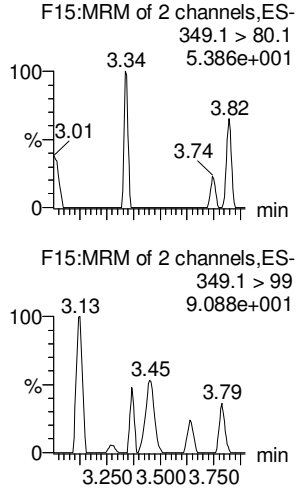

13C3-PFBA

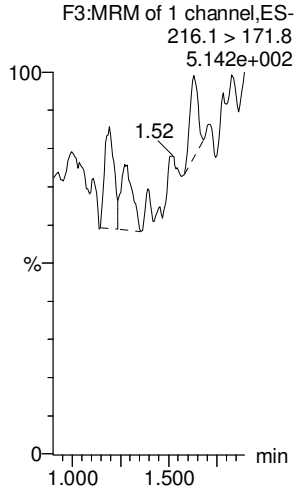

13C3-PFPeA

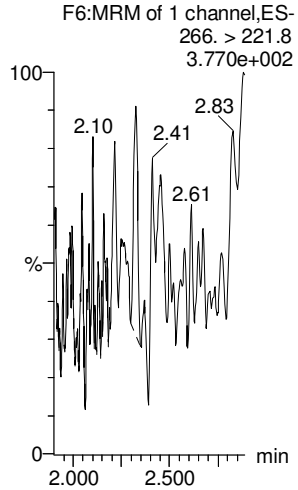

13C3-PFBS

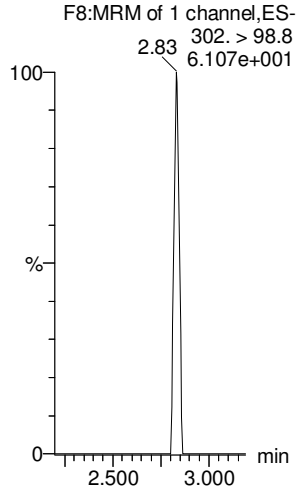

13C2-4:2 FTS

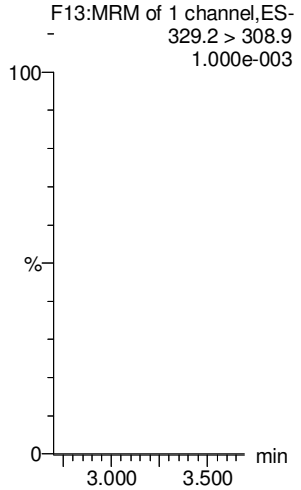

13C2-PFHxA

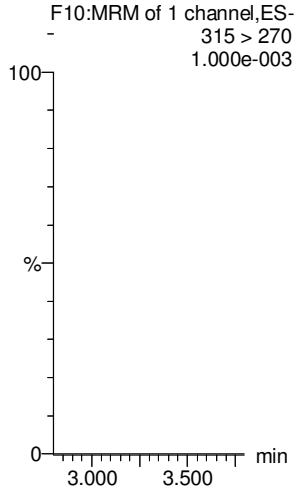

13C3-PFBS

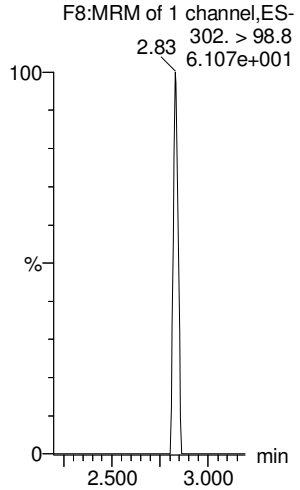

Dataset: F:\Projects\PFAS.PRO\Results\180927M2\180927M2-IB.qld

Last Altered: Friday, September 28, 2018 10:35:05 Pacific Daylight Time
Printed: Friday, September 28, 2018 10:39:50 Pacific Daylight Time

Name: 180927M2_12, Date: 27-Sep-2018, Time: 14:09:26, ID: IPA, Description: IPA

6:2 FTS

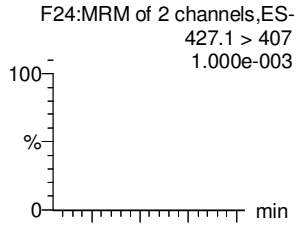

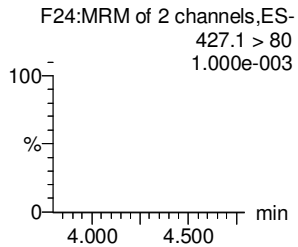

PFHpA

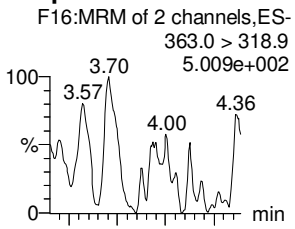

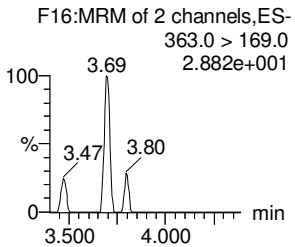

L-PFHxS

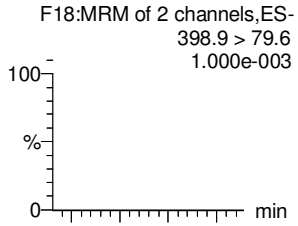

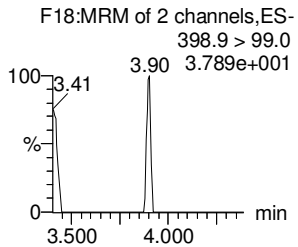

L-PFOA

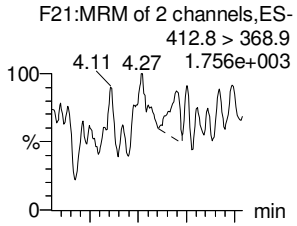

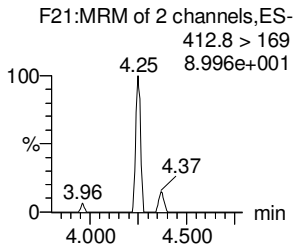

PFHpS

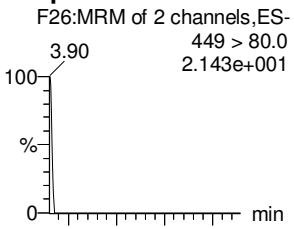

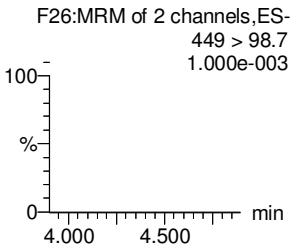

PFNA

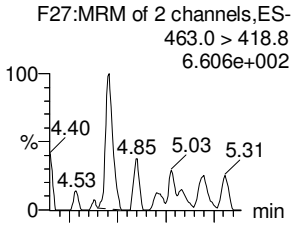

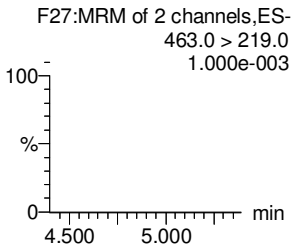

13C2-6:2 FTS

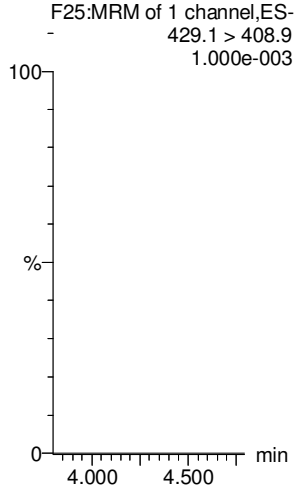

13C4-PFHpA

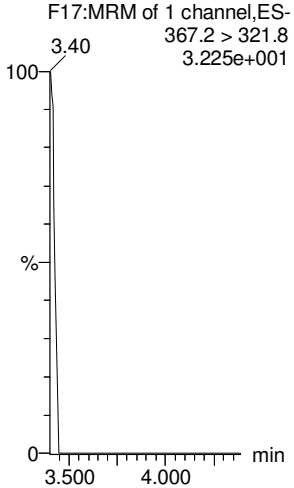

18O2-PFHxS

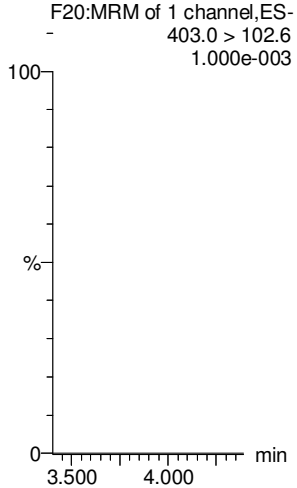

13C2-PFOA

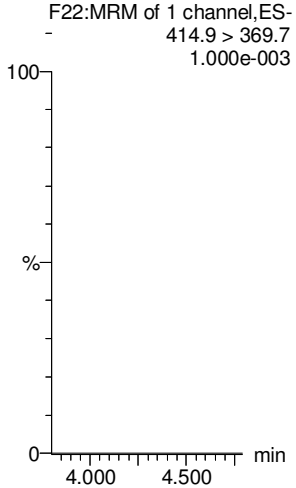

13C8-PFOS

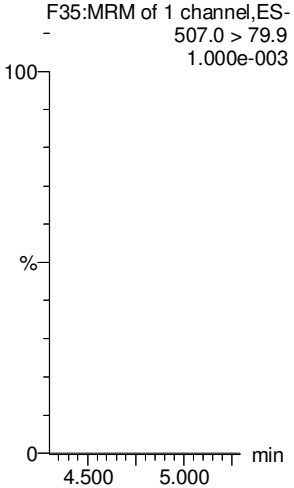

13C5-PFNA

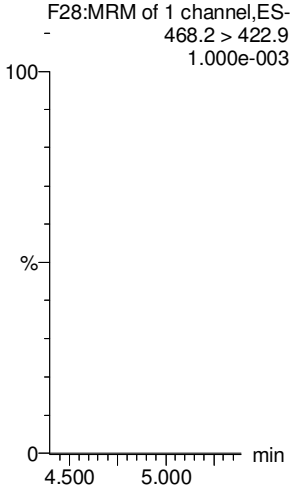

Dataset: F:\Projects\PFAS.PRO\Results\180927M2\180927M2-IB.qld

Last Altered: Friday, September 28, 2018 10:35:05 Pacific Daylight Time
Printed: Friday, September 28, 2018 10:39:50 Pacific Daylight Time

Name: 180927M2_12, Date: 27-Sep-2018, Time: 14:09:26, ID: IPA, Description: IPA

PFOSA

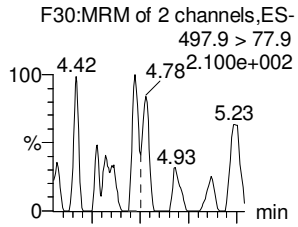

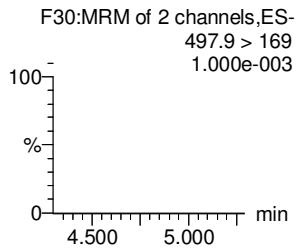

L-PFOS

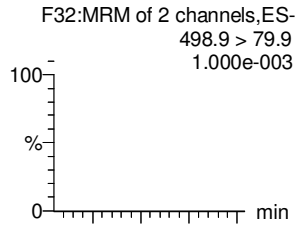

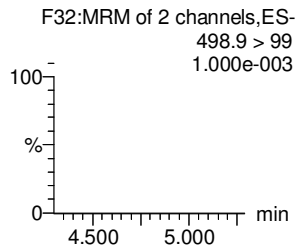

PFDA

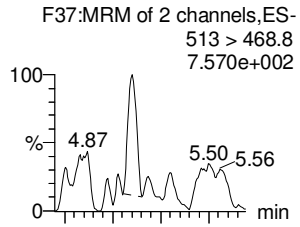

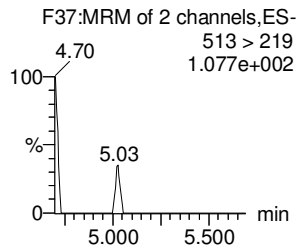

8:2 FTS

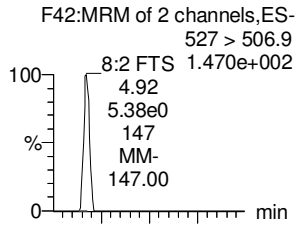

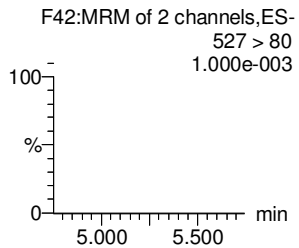

PFNS

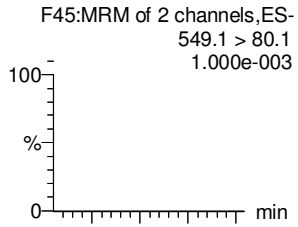

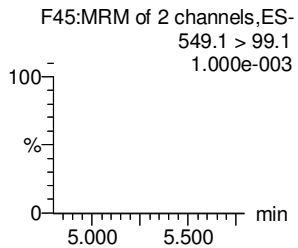

L-MeFOSAA

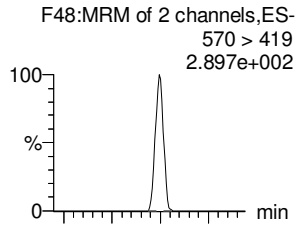

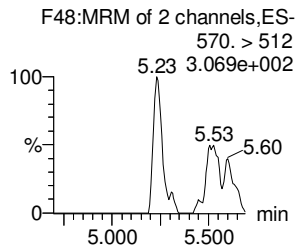

13C8-PFOSA

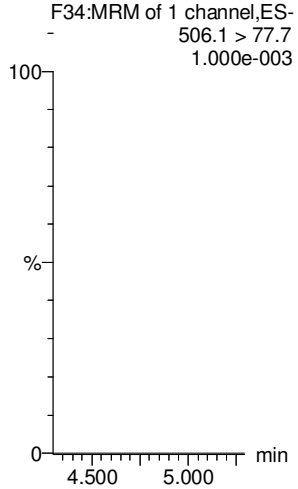

13C8-PFOS

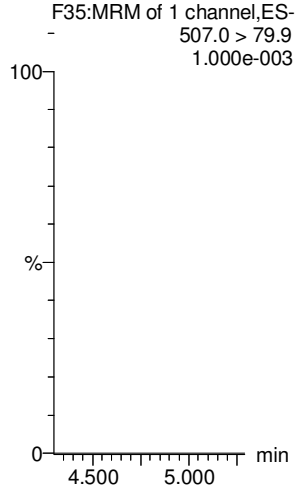

13C2-PFDA

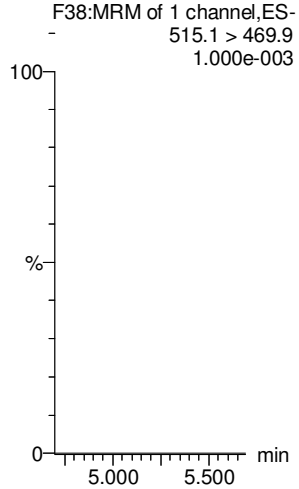

13C2-8:2 FTS

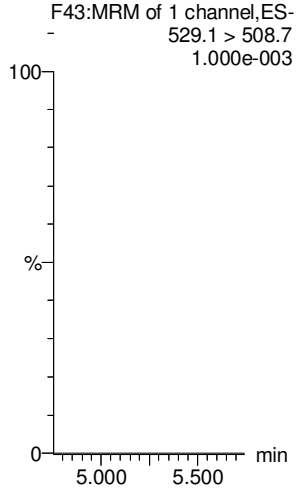

13C8-PFOS

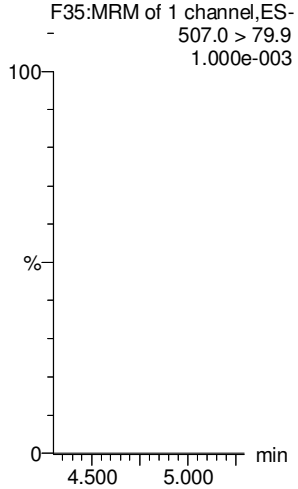

d3-N-MeFOSAA

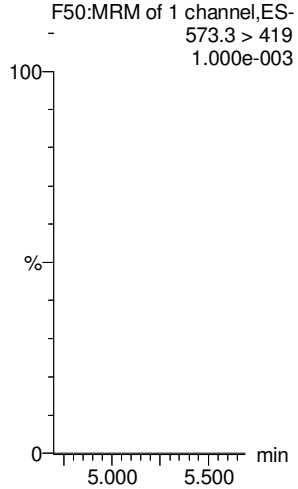

Dataset: F:\Projects\PFAS.PRO\Results\180927M2\180927M2-IB.qld

Last Altered: Friday, September 28, 2018 10:35:05 Pacific Daylight Time
Printed: Friday, September 28, 2018 10:39:50 Pacific Daylight Time

Name: 180927M2_12, Date: 27-Sep-2018, Time: 14:09:26, ID: IPA, Description: IPA

L-EtFOSAA

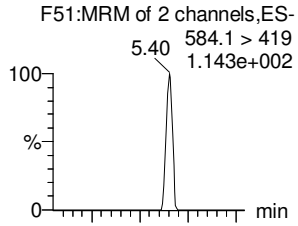

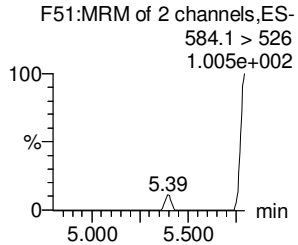

PFDoA

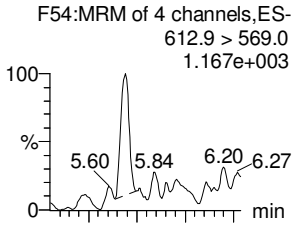

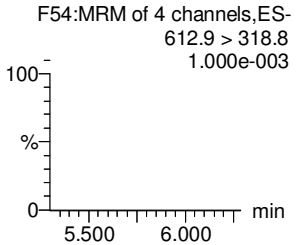

PFDS

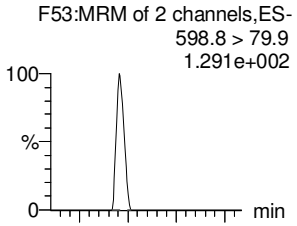

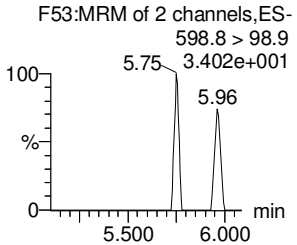

PFUdA

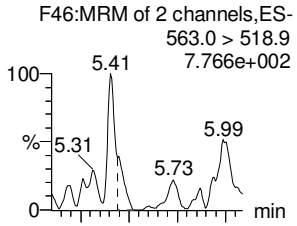

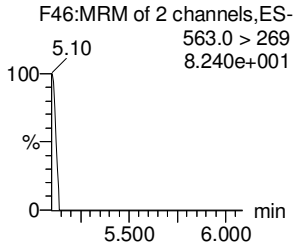

N-MeFOSA

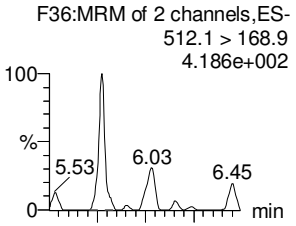

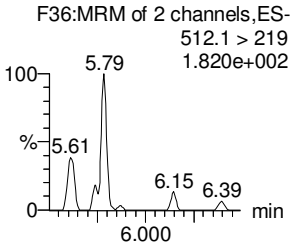

PFTrDA

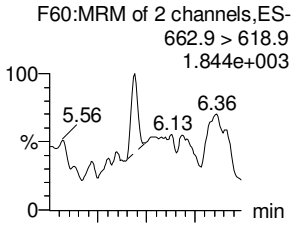

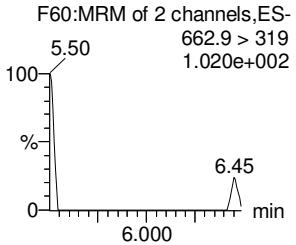

d5-N-EtFOSAA

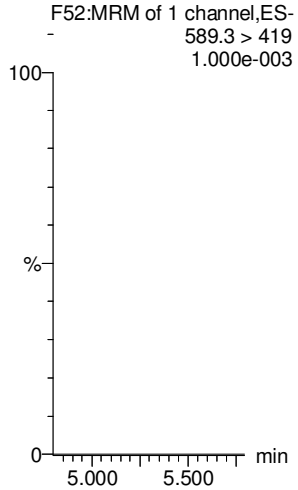

13C2-PFDoA

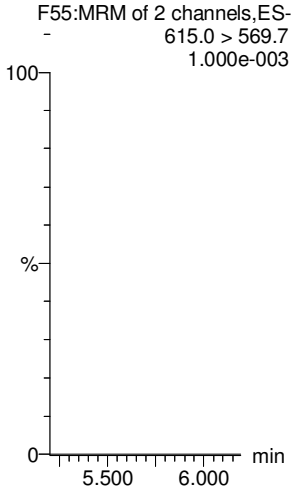

13C8-PFOS

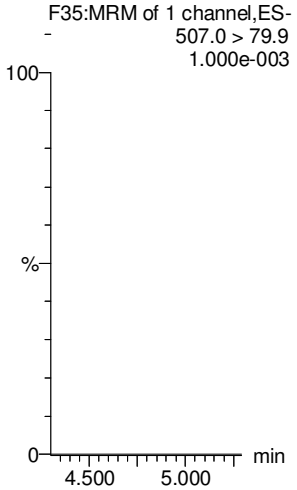

13C2-PFUdA

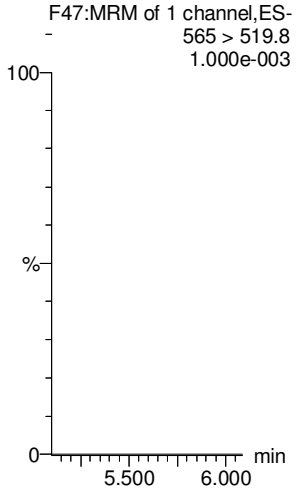

d3-N-MeFOSA

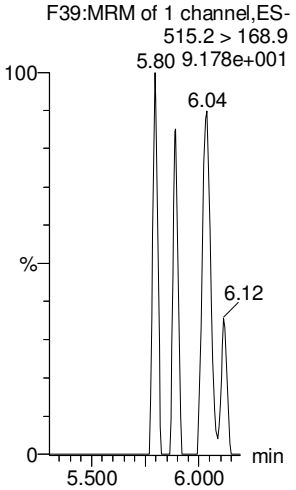

13C2-PFDoA

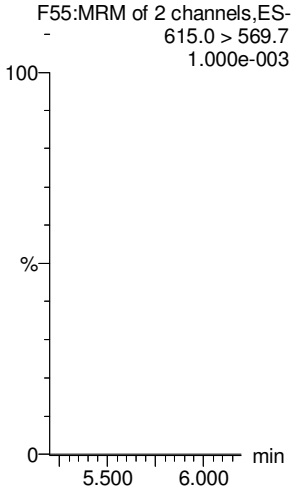

Dataset: F:\Projects\PFAS.PRO\Results\180927M2\180927M2-IB.qld

Last Altered: Friday, September 28, 2018 10:35:05 Pacific Daylight Time
Printed: Friday, September 28, 2018 10:39:50 Pacific Daylight Time

Name: 180927M2_12, Date: 27-Sep-2018, Time: 14:09:26, ID: IPA, Description: IPA

PFTeDA

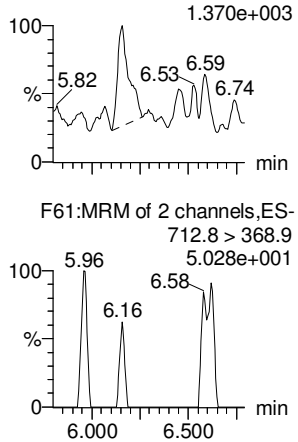

N-EtFOSA

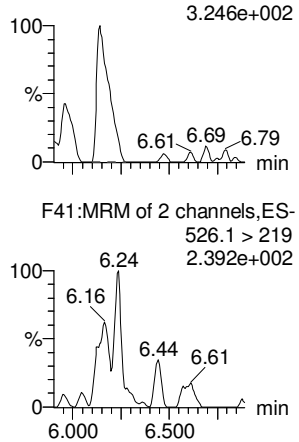

PFHxDA

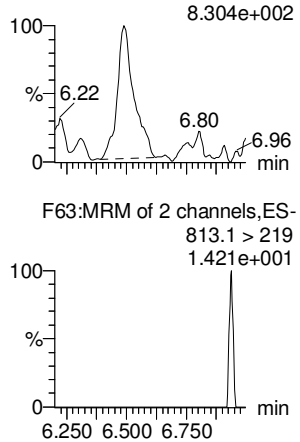

PFODA

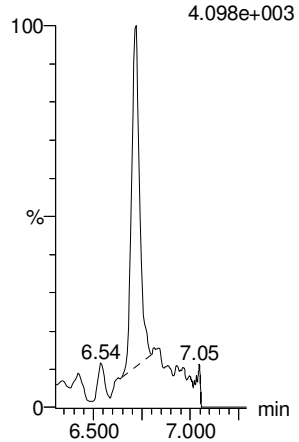

N-MeFOSE

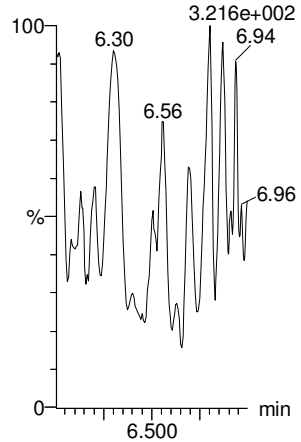

N-EtFOSE

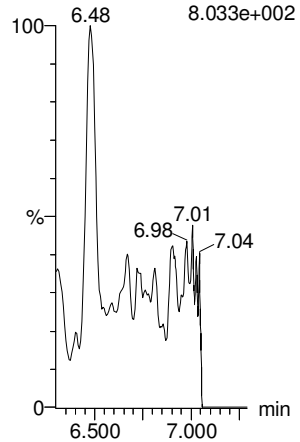

13C2-PFTeDA

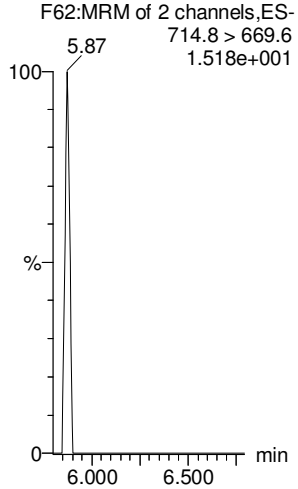

d5-N-ETFOSA

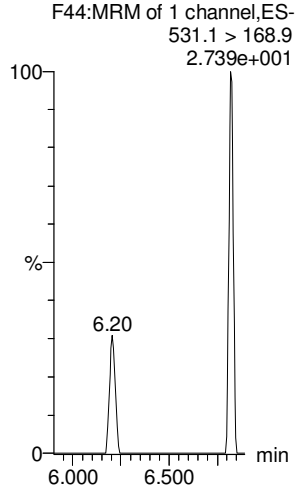

13C2-PFHxDA

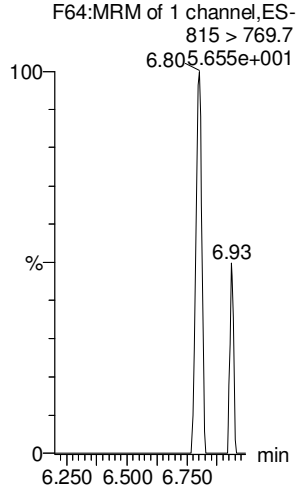

13C2-PFHxDA

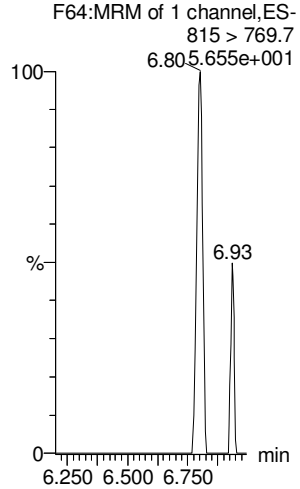

d7-N-MeFOSE

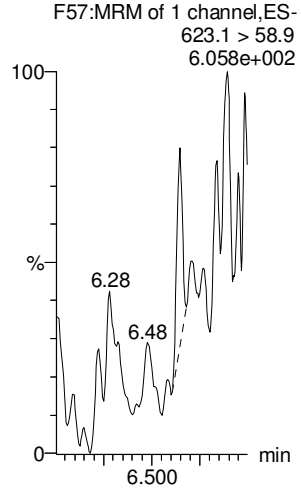

d9-N-EtFOSE

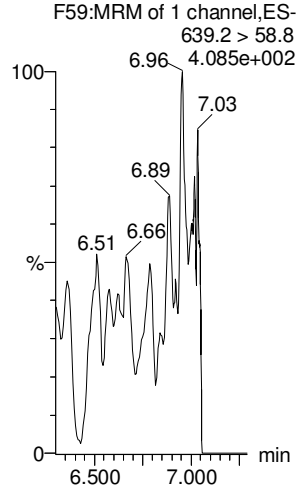

Dataset: F:\Projects\PFAS.PRO\Results\180927M2\180927M2-IB.qld

Last Altered: Friday, September 28, 2018 10:35:05 Pacific Daylight Time
Printed: Friday, September 28, 2018 10:39:50 Pacific Daylight Time

Name: 180927M2_12, Date: 27-Sep-2018, Time: 14:09:26, ID: IPA, Description: IPA

13C4-PFBA

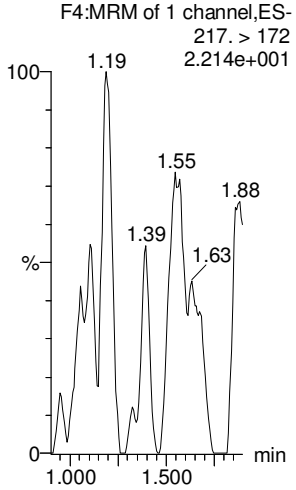

13C5-PFHxA

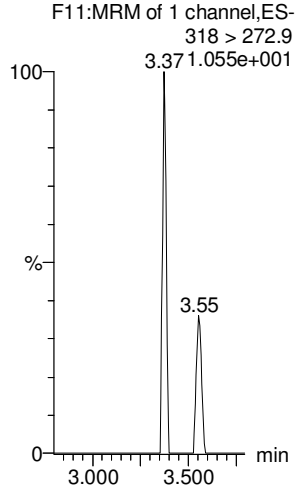

13C3-PFHxS

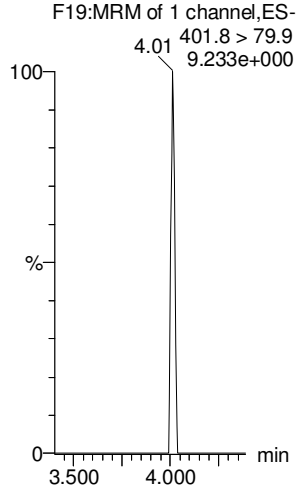

13C8-PFOA

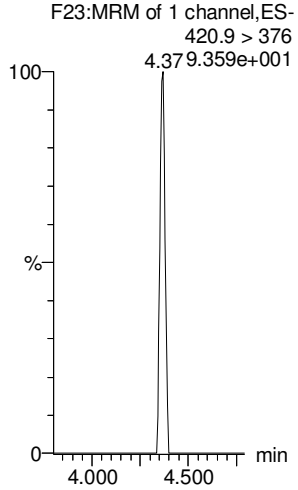

13C9-PFNA

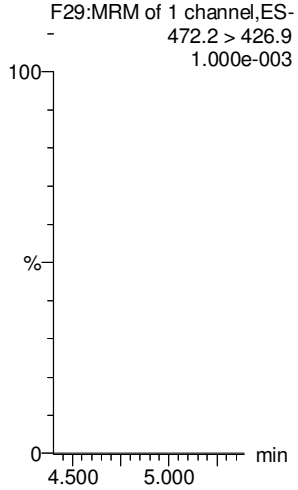

13C4-PFOS

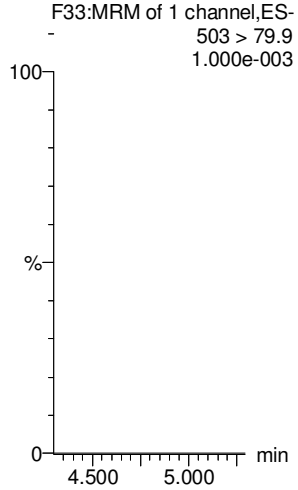

13C6-PFDA

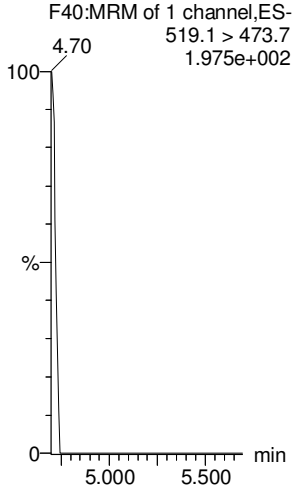

13C7-PFUdA

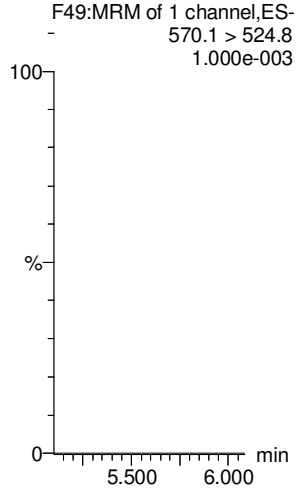

Jeremiah T. Morse
Hydrogeologist
T: +1616-574-8555
E: jeremiah.morse@aecom.com

AECOM
3950 Sparks Drive Southeast
Grand Rapids, MI 49546
aecom.com